

Form 603

Corporations Act 2001

Section 671B

Notice of initial substantial holderTo Company Name/Scheme Mirvac GroupACN/ARSN 003 280 699**1. Details of substantial holder (1)**Name ING Group (And its related body corporates)

ACN/ARSN (if applicable) _____

The holder became a substantial holder on 17/02/2009**2. Details of voting power**

The total number of votes attached to all the voting shares in the company or voting interests in the scheme that the substantial holder or an associate (2) had a relevant interest (3) in on the date the substantial holder became a substantial holder are as follows:

Class of securities (4)	Number of securities	Person's votes (5)	Voting power (6)
Fully Paid Ordinary Shares	91,284,518	91,284,518	5.35%

3. Details of relevant interests

The nature of the relevant interest the substantial holder or an associate had in the following voting securities on the date the substantial holder became a substantial holder are as follows:

Holder of relevant interest	Nature of relevant interest (7)	Class and number of securities
Refer to Annexure B		

4. Details of present registered holders

The persons registered as holders of the securities referred to in paragraph 3 above are as follows:

Holder of relevant interest	Registered holder of securities	Person entitled to be registered as holder (8)	Class and number of securities
Refer to Annexure C			

5. Consideration

The consideration paid for each relevant interest referred to in paragraph 3 above, and acquired in the four months prior to the day that the substantial holder became a substantial holder is as follows:

Holder of relevant interest	Date of acquisition	Consideration (9)		Class and number of securities
		Cash	Non-cash	
Refer to Annexure A				

6. Associates

The reasons the persons named in paragraph 3 above are associates of the substantial holder are as follows:


Name and ACN/ARSN (if applicable)	Nature of association

7. Addresses

The addresses of persons named in this form are as follows:

Name	Address
Refer to Annexure B	

Signature

print name	David Hendriks	capacity	Director Compliance ING Investment Management Limited
sign here		date	19/02/2009

DIRECTIONS

- (1) If there are a number of substantial holders with similar or related relevant interests (eg. a corporation and its related corporations, or the manager and trustee of an equity trust), the names could be included in an annexure to the form. If the relevant interests of a group of persons are essentially similar, they may be referred to throughout the form as a specifically named group if the membership of each group, with the names and addresses of members is clearly set out in paragraph 7 of the form.
- (2) See the definition of "associate" in section 9 of the Corporations Act 2001.
- (3) See the definition of "relevant interest" in sections 608 and 671B(7) of the Corporations Act 2001.
- (4) The voting shares of a company constitute one class unless divided into separate classes.
- (5) The total number of votes attached to all the voting shares in the company or voting interests in the scheme (if any) that the person or an associate has a relevant interest in.
- (6) The person's votes divided by the total votes in the body corporate or scheme multiplied by 100.
- (7) Include details of:
 - (a) any relevant agreement or other circumstances by which the relevant interest was acquired. If subsection 671B(4) applies, a copy of any document setting out the terms of any relevant agreement, and a statement by the person giving full and accurate details of any contract, scheme or arrangement, must accompany this form, together with a written statement certifying this contract, scheme or arrangement; and
 - (b) any qualification of the power of a person to exercise, control the exercise of, or influence the exercise of, the voting powers or disposal of the securities to which the relevant interest relates (indicating clearly the particular securities to which the qualification applies).

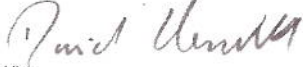
See the definition of "relevant agreement" in section 9 of the Corporations Act 2001.
- (8) If the substantial holder is unable to determine the identity of the person (eg. if the relevant interest arises because of an option) write "unknown".
- (9) Details of the consideration must include any and all benefits, money and other, that any person from whom a relevant interest was acquired has, or may, become entitled to receive in relation to that acquisition. Details must be included even if the benefit is conditional on the happening or not of a contingency. Details must be included of any benefit paid on behalf of the substantial holder or its associate in relation to the acquisitions, even if they are not paid directly to the person from whom the relevant interest was acquired.

ANNEXURE 'A'

Changes in relevant interests

This is the annexure marked 'A' of 10 pages referred to in the form 603 initial substantial shareholder signed by me on:

19.02.09



David Hendriks
Director, Compliance of ING Investment Management Limited

Date of change	Person whose relevant interest changed	Nature of change	Consideration given in relation to change	Class and number of securities affected	Person's votes affected
6/11/2008	INGFML	Sale of Units on ASX	\$ 1,498,468	- 1,312,144	- 1,312,144
7/11/2008	INGFML	Sale of Units on ASX	\$ 1,287,864	- 1,103,000	- 1,103,000
21/11/2008	INGFML	Sale of Units on ASX	\$ 997,517	- 794,000	- 794,000
13/11/2008	INGFML	Sale of Units on ASX	\$ 1,122,800	- 748,533	- 748,533
23/01/2009	ING NZ	Sale of Units on ASX	N/A	- 500,000	- 500,000
4/02/2009	INGFML	Sale of Units on ASX	\$ 429,420	- 430,302	- 430,302
21/01/2009	ING NZ	Sale of Units on ASX	N/A	- 400,000	- 400,000
4/02/2009	INGFML	Sale of Units on ASX	\$ 335,509	- 338,432	- 338,432
4/02/2009	INGL	Sale of Units on ASX	\$ 306,173	- 306,802	- 306,802
6/11/2008	APRESF	Sale of Units on ASX	\$ 366,555	- 300,000	- 300,000
4/02/2009	INGFML	Sale of Units on ASX	\$ 288,707	- 289,300	- 289,300
12/02/2009	INGFML	Sale of Units on ASX	\$ 280,177	- 282,732	- 282,732
12/02/2009	INGL	Sale of Units on ASX	\$ 274,523	- 277,026	- 277,026
12/02/2009	INGFML	Sale of Units on ASX	\$ 273,494	- 275,988	- 275,988
21/01/2009	INGFML	Sale of Units on ASX	\$ 352,447	- 267,736	- 267,736
21/01/2009	INGL	Sale of Units on ASX	\$ 350,056	- 265,920	- 265,920
21/01/2009	INGFML	Sale of Units on ASX	\$ 345,676	- 262,593	- 262,593
12/02/2009	INGFML	Sale of Units on ASX	\$ 261,469	- 262,268	- 262,268
12/02/2009	INGL	Sale of Units on ASX	\$ 256,191	- 256,974	- 256,974
12/02/2009	INGFML	Sale of Units on ASX	\$ 255,232	- 256,012	- 256,012
4/02/2009	INGL	Sale of Units on ASX	\$ 239,217	- 241,301	- 241,301
4/02/2009	INGFML	Sale of Units on ASX	\$ 225,568	- 227,533	- 227,533
2/12/2008	CLARION	Sale of Units on ASX	\$ 254,368	- 206,259	- 206,259
5/12/2008	APRESF	Sale of Units on ASX	\$ 244,531	- 200,200	- 200,200
3/12/2008	APRESF	Sale of Units on ASX	\$ 185,344	- 150,000	- 150,000
21/11/2008	INGFML	Sale of Units on ASX	\$ 187,192	- 149,000	- 149,000
19/01/2009	INGFML	Sale of Units on ASX	\$ 201,993	- 144,577	- 144,577
19/01/2009	INGL	Sale of Units on ASX	\$ 200,624	- 143,597	- 143,597
19/01/2009	INGFML	Sale of Units on ASX	\$ 198,113	- 141,800	- 141,800
4/02/2009	INGFML	Sale of Units on ASX	\$ 131,980	- 132,251	- 132,251
12/02/2009	CLARION	Sale of Units on ASX	\$ 126,771	- 127,000	- 127,000
15/01/2009	CLARION	Sale of Units on ASX	\$ 150,274	- 121,000	- 121,000
12/02/2009	INGFML	Sale of Units on ASX	\$ 119,269	- 120,356	- 120,356
3/02/2009	CLARION	Sale of Units on ASX	\$ 128,167	- 117,502	- 117,502
30/01/2009	INGL	Sale of Units on ASX	\$ 126,178	- 112,000	- 112,000
12/02/2009	INGFML	Sale of Units on ASX	\$ 111,304	- 111,644	- 111,644
21/01/2009	INGFML	Sale of Units on ASX	\$ 146,952	- 111,632	- 111,632
4/02/2009	INGFML	Sale of Units on ASX	\$ 103,117	- 104,015	- 104,015
2/12/2008	CLARION	Sale of Units on ASX	\$ 127,745	- 103,584	- 103,584
17/11/2008	INGFML	Sale of Units on ASX	\$ 148,835	- 103,000	- 103,000
27/11/2008	ING NZ	Sale of Units on ASX	N/A	- 101,100	- 101,100
7/11/2008	APRESF	Sale of Units on ASX	\$ 115,987	- 100,000	- 100,000
13/11/2008	APRESF	Sale of Units on ASX	\$ 153,259	- 100,000	- 100,000
25/11/2008	INGFML	Sale of Units on ASX	\$ 117,000	- 100,000	- 100,000
25/11/2008	ING NZ	Sale of Units on ASX	N/A	- 99,840	- 99,840
11/12/2008	CLARION	Sale of Units on ASX	\$ 111,057	- 93,000	- 93,000
17/11/2008	INGFML	Sale of Units on ASX	\$ 130,050	- 90,000	- 90,000
30/01/2009	INGFML	Sale of Units on ASX	\$ 96,886	- 86,000	- 86,000
3/02/2009	CLARION	Sale of Units on ASX	\$ 85,625	- 78,500	- 78,500
4/02/2009	INGL	Sale of Units on ASX	\$ 67,930	- 68,070	- 68,070
12/02/2009	INGL	Sale of Units on ASX	\$ 60,662	- 61,215	- 61,215
21/11/2008	INGL	Sale of Units on ASX	\$ 76,635	- 61,000	- 61,000
21/01/2009	INGL	Sale of Units on ASX	\$ 79,847	- 60,656	- 60,656
19/01/2009	INGFML	Sale of Units on ASX	\$ 84,220	- 60,281	- 60,281
15/01/2009	CLARION	Sale of Units on ASX	\$ 74,516	- 60,000	- 60,000
12/02/2009	INGL	Sale of Units on ASX	\$ 56,612	- 56,785	- 56,785
20/01/2009	INGFML	Sale of Units on ASX	\$ 72,140	- 53,547	- 53,547
4/02/2009	INGL	Sale of Units on ASX	\$ 53,076	- 53,538	- 53,538
20/01/2009	INGL	Sale of Units on ASX	\$ 71,651	- 53,184	- 53,184
24/10/2008	INGFML	Sale of Units on ASX	\$ 87,890	- 53,000	- 53,000
20/01/2009	INGFML	Sale of Units on ASX	\$ 70,755	- 52,519	- 52,519
24/10/2008	INGFML	Sale of Units on ASX	\$ 72,965	- 44,000	- 44,000
30/01/2009	INGL	Sale of Units on ASX	\$ 48,443	- 43,000	- 43,000
25/11/2008	INGFML	Sale of Units on ASX	\$ 47,970	- 41,000	- 41,000
22/01/2009	ING NZ	Sale of Units on ASX	N/A	- 39,400	- 39,400
19/01/2009	INGL	Sale of Units on ASX	\$ 45,763	- 32,755	- 32,755
21/11/2008	INGFML	Sale of Units on ASX	\$ 38,946	- 31,000	- 31,000
22/12/2008	INGFML	Sale of Units on ASX	\$ 39,990	- 31,000	- 31,000
17/11/2008	INGL	Sale of Units on ASX	\$ 43,350	- 30,000	- 30,000
24/10/2008	INGFML	Sale of Units on ASX	\$ 46,432	- 28,000	- 28,000
21/11/2008	INGL	Sale of Units on ASX	\$ 33,921	- 27,000	- 27,000
4/02/2009	INGIM	Sale of Units on ASX	\$ 25,228	- 25,284	- 25,284
23/12/2008	CLARION	Sale of Units on ASX	\$ 30,448	- 23,000	- 23,000
30/01/2009	INGL	Sale of Units on ASX	\$ 25,415	- 23,000	- 23,000
20/01/2009	INGFML	Sale of Units on ASX	\$ 30,078	- 22,326	- 22,326
4/02/2009	INGIM	Sale of Units on ASX	\$ 19,710	- 19,885	- 19,885
4/02/2009	INGIM	Sale of Units on ASX	\$ 19,406	- 19,449	- 19,449
6/01/2009	CLARION	Sale of Units on ASX	\$ 23,087	- 18,000	- 18,000
6/02/2009	INGFML	Sale of Units on ASX	\$ 18,000	- 18,000	- 18,000
12/02/2009	INGIM	Sale of Units on ASX	\$ 16,963	- 17,120	- 17,120
21/01/2009	INGIM	Sale of Units on ASX	\$ 21,900	- 16,639	- 16,639
21/01/2009	INGFML	Sale of Units on ASX	\$ 21,682	- 16,585	- 16,585
21/01/2009	INGL	Sale of Units on ASX	\$ 21,535	- 16,473	- 16,473
21/01/2009	INGFML	Sale of Units on ASX	\$ 21,265	- 16,266	- 16,266
12/02/2009	INGIM	Sale of Units on ASX	\$ 15,829	- 15,880	- 15,880
12/02/2009	INGIM	Sale of Units on ASX	\$ 15,420	- 15,563	- 15,563
4/02/2009	INGIM	Sale of Units on ASX	\$ 15,162	- 15,296	- 15,296
24/10/2008	INGL	Sale of Units on ASX	\$ 24,874	- 15,000	- 15,000
21/01/2009	INGIM	Sale of Units on ASX	\$ 19,511	- 14,824	- 14,824

11/11/2008	CLARION	Buy of Units on ASX	\$ 2,028	1,500	1,500
12/11/2008	CLARION	Buy of Units on ASX	\$ 2,241	1,500	1,500
14/11/2008	CLARION	Buy of Units on ASX	\$ 2,287	1,500	1,500
18/11/2008	CLARION	Buy of Units on ASX	\$ 2,046	1,500	1,500
19/11/2008	CLARION	Buy of Units on ASX	\$ 2,261	1,500	1,500
11/11/2008	CLARION	Buy of Units on ASX	\$ 2,163	1,600	1,600
11/11/2008	CLARION	Buy of Units on ASX	\$ 2,163	1,600	1,600
13/11/2008	CLARION	Buy of Units on ASX	\$ 2,413	1,600	1,600
14/11/2008	CLARION	Buy of Units on ASX	\$ 2,439	1,600	1,600
14/11/2008	CLARION	Buy of Units on ASX	\$ 2,439	1,600	1,600
17/11/2008	CLARION	Buy of Units on ASX	\$ 2,307	1,600	1,600
18/11/2008	CLARION	Buy of Units on ASX	\$ 2,182	1,600	1,600
18/11/2008	CLARION	Buy of Units on ASX	\$ 2,182	1,600	1,600
19/11/2008	CLARION	Buy of Units on ASX	\$ 2,412	1,600	1,600
19/11/2008	CLARION	Buy of Units on ASX	\$ 2,412	1,600	1,600
10/02/2009	CLARION	Buy of Units on ASX	\$ 1,731	1,600	1,600
17/11/2008	CLARION	Buy of Units on ASX	\$ 2,452	1,700	1,700
13/11/2008	CLARION	Buy of Units on ASX	\$ 2,715	1,800	1,800
17/11/2008	CLARION	Buy of Units on ASX	\$ 2,596	1,800	1,800
10/02/2009	CLARION	Buy of Units on ASX	\$ 1,948	1,800	1,800
11/11/2008	CLARION	Buy of Units on ASX	\$ 2,568	1,900	1,900
13/11/2008	CLARION	Buy of Units on ASX	\$ 2,866	1,900	1,900
13/11/2008	CLARION	Buy of Units on ASX	\$ 2,866	1,900	1,900
14/11/2008	CLARION	Buy of Units on ASX	\$ 2,897	1,900	1,900
17/11/2008	CLARION	Buy of Units on ASX	\$ 2,740	1,900	1,900
19/11/2008	CLARION	Buy of Units on ASX	\$ 2,864	1,900	1,900
20/11/2008	CLARION	Buy of Units on ASX	\$ 1,726	1,918	1,918
11/11/2008	CLARION	Buy of Units on ASX	\$ 2,704	2,000	2,000
11/11/2008	CLARION	Buy of Units on ASX	\$ 2,704	2,000	2,000
12/11/2008	CLARION	Buy of Units on ASX	\$ 2,988	2,000	2,000
14/11/2008	CLARION	Buy of Units on ASX	\$ 3,049	2,000	2,000
17/11/2008	CLARION	Buy of Units on ASX	\$ 2,884	2,000	2,000
18/11/2008	CLARION	Buy of Units on ASX	\$ 2,728	2,000	2,000
18/11/2008	CLARION	Buy of Units on ASX	\$ 2,728	2,000	2,000
20/01/2009	CLARION	Buy of Units on ASX	\$ 2,662	2,000	2,000
14/11/2008	CLARION	Buy of Units on ASX	\$ 3,202	2,100	2,100
18/11/2008	CLARION	Buy of Units on ASX	\$ 2,864	2,100	2,100
10/02/2009	CLARION	Buy of Units on ASX	\$ 2,272	2,100	2,100
20/11/2008	CLARION	Buy of Units on ASX	\$ 1,951	2,168	2,168
11/11/2008	CLARION	Buy of Units on ASX	\$ 2,974	2,200	2,200
12/11/2008	CLARION	Buy of Units on ASX	\$ 3,287	2,200	2,200
13/11/2008	CLARION	Buy of Units on ASX	\$ 3,318	2,200	2,200
17/11/2008	CLARION	Buy of Units on ASX	\$ 3,173	2,200	2,200
17/11/2008	CLARION	Buy of Units on ASX	\$ 3,173	2,200	2,200
17/11/2008	CLARION	Buy of Units on ASX	\$ 3,173	2,200	2,200
18/11/2008	CLARION	Buy of Units on ASX	\$ 3,001	2,200	2,200
19/11/2008	CLARION	Buy of Units on ASX	\$ 3,316	2,200	2,200
22/01/2009	CLARION	Buy of Units on ASX	\$ 2,856	2,200	2,200
10/02/2009	CLARION	Buy of Units on ASX	\$ 2,380	2,200	2,200
11/11/2008	CLARION	Buy of Units on ASX	\$ 3,109	2,300	2,300
13/11/2008	CLARION	Buy of Units on ASX	\$ 3,469	2,300	2,300
14/11/2008	CLARION	Buy of Units on ASX	\$ 3,507	2,300	2,300
17/11/2008	CLARION	Buy of Units on ASX	\$ 3,317	2,300	2,300
17/11/2008	CLARION	Buy of Units on ASX	\$ 3,317	2,300	2,300
18/11/2008	CLARION	Buy of Units on ASX	\$ 3,137	2,300	2,300
20/11/2008	CLARION	Buy of Units on ASX	\$ 2,102	2,335	2,335
12/11/2008	CLARION	Buy of Units on ASX	\$ 3,585	2,400	2,400
12/11/2008	CLARION	Buy of Units on ASX	\$ 3,585	2,400	2,400
13/11/2008	CLARION	Buy of Units on ASX	\$ 3,620	2,400	2,400
14/11/2008	CLARION	Buy of Units on ASX	\$ 3,659	2,400	2,400

4

20/01/2009	CLARION	Buy of Units on ASX	\$ 3,195	2,400	2,400
11/11/2008	CLARION	Buy of Units on ASX	\$ 3,380	2,500	2,500
11/11/2008	CLARION	Buy of Units on ASX	\$ 3,380	2,500	2,500
14/11/2008	CLARION	Buy of Units on ASX	\$ 3,812	2,500	2,500
14/11/2008	CLARION	Buy of Units on ASX	\$ 3,812	2,500	2,500
18/11/2008	CLARION	Buy of Units on ASX	\$ 3,410	2,500	2,500
11/11/2008	CLARION	Buy of Units on ASX	\$ 3,515	2,600	2,600
14/11/2008	CLARION	Buy of Units on ASX	\$ 3,964	2,600	2,600
14/11/2008	CLARION	Buy of Units on ASX	\$ 3,964	2,600	2,600
18/11/2008	CLARION	Buy of Units on ASX	\$ 3,546	2,600	2,600
18/11/2008	CLARION	Buy of Units on ASX	\$ 3,546	2,600	2,600
11/11/2008	CLARION	Buy of Units on ASX	\$ 3,650	2,700	2,700
11/11/2008	CLARION	Buy of Units on ASX	\$ 3,650	2,700	2,700
13/11/2008	CLARION	Buy of Units on ASX	\$ 4,072	2,700	2,700
13/11/2008	CLARION	Buy of Units on ASX	\$ 4,072	2,700	2,700
20/01/2009	CLARION	Buy of Units on ASX	\$ 3,594	2,700	2,700
10/02/2009	CLARION	Buy of Units on ASX	\$ 2,921	2,700	2,700
12/11/2008	CLARION	Buy of Units on ASX	\$ 4,183	2,800	2,800
18/11/2008	CLARION	Buy of Units on ASX	\$ 3,819	2,800	2,800
18/11/2008	CLARION	Buy of Units on ASX	\$ 3,819	2,800	2,800
12/11/2008	CLARION	Buy of Units on ASX	\$ 4,332	2,900	2,900
14/11/2008	CLARION	Buy of Units on ASX	\$ 4,422	2,900	2,900
17/11/2008	CLARION	Buy of Units on ASX	\$ 4,182	2,900	2,900
19/11/2008	CLARION	Buy of Units on ASX	\$ 4,372	2,900	2,900
12/11/2008	CLARION	Buy of Units on ASX	\$ 4,482	3,000	3,000
13/11/2008	CLARION	Buy of Units on ASX	\$ 4,525	3,000	3,000
13/11/2008	CLARION	Buy of Units on ASX	\$ 4,525	3,000	3,000
14/11/2008	CLARION	Buy of Units on ASX	\$ 4,574	3,000	3,000
14/11/2008	CLARION	Buy of Units on ASX	\$ 4,574	3,000	3,000
22/01/2009	CLARION	Buy of Units on ASX	\$ 3,895	3,000	3,000
10/02/2009	CLARION	Buy of Units on ASX	\$ 3,246	3,000	3,000
22/10/2008	INGIM	Buy of Units on ASX	\$ 6,013	3,000	3,000
13/11/2008	CLARION	Buy of Units on ASX	\$ 4,676	3,100	3,100
14/11/2008	CLARION	Buy of Units on ASX	\$ 4,727	3,100	3,100
14/11/2008	CLARION	Buy of Units on ASX	\$ 4,727	3,100	3,100
17/11/2008	CLARION	Buy of Units on ASX	\$ 4,471	3,100	3,100
17/11/2008	CLARION	Buy of Units on ASX	\$ 4,471	3,100	3,100
10/02/2009	CLARION	Buy of Units on ASX	\$ 3,354	3,100	3,100
13/11/2008	CLARION	Buy of Units on ASX	\$ 4,826	3,200	3,200
13/11/2008	CLARION	Buy of Units on ASX	\$ 4,826	3,200	3,200
14/11/2008	CLARION	Buy of Units on ASX	\$ 4,879	3,200	3,200
22/01/2009	CLARION	Buy of Units on ASX	\$ 4,154	3,200	3,200
22/01/2009	CLARION	Buy of Units on ASX	\$ 4,154	3,200	3,200
10/02/2009	CLARION	Buy of Units on ASX	\$ 3,462	3,200	3,200
20/11/2008	CLARION	Buy of Units on ASX	\$ 2,890	3,211	3,211
20/11/2008	CLARION	Buy of Units on ASX	\$ 2,890	3,211	3,211
11/11/2008	CLARION	Buy of Units on ASX	\$ 4,461	3,300	3,300
14/11/2008	CLARION	Buy of Units on ASX	\$ 5,031	3,300	3,300
22/01/2009	CLARION	Buy of Units on ASX	\$ 4,284	3,300	3,300
12/11/2008	CLARION	Buy of Units on ASX	\$ 5,079	3,400	3,400
12/11/2008	CLARION	Buy of Units on ASX	\$ 5,079	3,400	3,400
14/11/2008	CLARION	Buy of Units on ASX	\$ 5,184	3,400	3,400
14/11/2008	CLARION	Buy of Units on ASX	\$ 5,184	3,400	3,400
14/11/2008	CLARION	Buy of Units on ASX	\$ 5,184	3,400	3,400
17/11/2008	CLARION	Buy of Units on ASX	\$ 4,903	3,400	3,400
18/11/2008	CLARION	Buy of Units on ASX	\$ 4,637	3,400	3,400
10/02/2009	CLARION	Buy of Units on ASX	\$ 3,679	3,400	3,400
20/11/2008	CLARION	Buy of Units on ASX	\$ 3,077	3,419	3,419
24/12/2008	CLARION	Buy of Units on ASX	\$ 4,680	3,500	3,500
20/01/2009	CLARION	Buy of Units on ASX	\$ 4,659	3,500	3,500
20/11/2008	CLARION	Buy of Units on ASX	\$ 3,191	3,545	3,545
11/11/2008	CLARION	Buy of Units on ASX	\$ 4,867	3,600	3,600
14/11/2008	CLARION	Buy of Units on ASX	\$ 5,489	3,600	3,600
17/11/2008	CLARION	Buy of Units on ASX	\$ 5,192	3,600	3,600
18/11/2008	CLARION	Buy of Units on ASX	\$ 4,910	3,600	3,600
19/11/2008	CLARION	Buy of Units on ASX	\$ 5,426	3,600	3,600
10/02/2009	CLARION	Buy of Units on ASX	\$ 3,895	3,600	3,600
11/11/2008	CLARION	Buy of Units on ASX	\$ 5,002	3,700	3,700
18/11/2008	CLARION	Buy of Units on ASX	\$ 5,047	3,700	3,700
22/01/2009	CLARION	Buy of Units on ASX	\$ 4,804	3,700	3,700
20/11/2008	CLARION	Buy of Units on ASX	\$ 3,378	3,753	3,753
20/11/2008	CLARION	Buy of Units on ASX	\$ 3,378	3,753	3,753
12/11/2008	CLARION	Buy of Units on ASX	\$ 5,677	3,800	3,800
12/11/2008	CLARION	Buy of Units on ASX	\$ 5,677	3,800	3,800
12/11/2008	CLARION	Buy of Units on ASX	\$ 5,677	3,800	3,800
17/11/2008	CLARION	Buy of Units on ASX	\$ 5,480	3,800	3,800
20/11/2008	CLARION	Buy of Units on ASX	\$ 3,490	3,878	3,878
13/11/2008	CLARION	Buy of Units on ASX	\$ 5,882	3,900	3,900
17/11/2008	CLARION	Buy of Units on ASX	\$ 5,624	3,900	3,900
17/11/2008	CLARION	Buy of Units on ASX	\$ 5,624	3,900	3,900
17/11/2008	CLARION	Buy of Units on ASX	\$ 5,624	3,900	3,900
22/01/2009	CLARION	Buy of Units on ASX	\$ 5,063	3,900	3,900
10/02/2009	CLARION	Buy of Units on ASX	\$ 4,220	3,900	3,900
20/11/2008	CLARION	Buy of Units on ASX	\$ 3,528	3,920	3,920
11/11/2008	CLARION	Buy of Units on ASX	\$ 5,407	4,000	4,000
12/11/2008	CLARION	Buy of Units on ASX	\$ 5,976	4,000	4,000
18/11/2008	CLARION	Buy of Units on ASX	\$ 5,456	4,000	4,000
12/11/2008	CLARION	Buy of Units on ASX	\$ 6,125	4,100	4,100
22/01/2009	CLARION	Buy of Units on ASX	\$ 5,323	4,100	4,100
11/11/2008	CLARION	Buy of Units on ASX	\$ 5,678	4,200	4,200
13/11/2008	CLARION	Buy of Units on ASX	\$ 6,335	4,200	4,200
18/11/2008	CLARION	Buy of Units on ASX	\$ 5,729	4,200	4,200
20/11/2008	CLARION	Buy of Units on ASX	\$ 3,791	4,212	4,212
13/11/2008	CLARION	Buy of Units on ASX	\$ 6,486	4,300	4,300
11/11/2008	CLARION	Buy of Units on ASX	\$ 5,948	4,400	4,400
17/11/2008	CLARION	Buy of Units on ASX	\$ 6,346	4,400	4,400
18/11/2008	CLARION	Buy of Units on ASX	\$ 6,001	4,400	4,400
11/11/2008	CLARION	Buy of Units on ASX	\$ 6,083	4,500	4,500
17/11/2008	CLARION	Buy of Units on ASX	\$ 6,490	4,500	4,500
18/11/2008	CLARION	Buy of Units on ASX	\$ 6,138	4,500	4,500
11/11/2008	CLARION	Buy of Units on ASX	\$ 6,218	4,600	4,600
11/11/2008	CLARION	Buy of Units on ASX	\$ 6,218	4,600	4,600
14/11/2008	CLARION	Buy of Units on ASX	\$ 7,014	4,600	4,600

5

17/11/2008	CLARION	Buy of Units on ASX	\$ 6,634	4,600	4,600
18/11/2008	CLARION	Buy of Units on ASX	\$ 6,274	4,600	4,600
4/02/2009	CLARION	Buy of Units on ASX	\$ 4,578	4,600	4,600
13/11/2008	CLARION	Buy of Units on ASX	\$ 7,089	4,700	4,700
17/11/2008	CLARION	Buy of Units on ASX	\$ 6,778	4,700	4,700
18/11/2008	CLARION	Buy of Units on ASX	\$ 6,411	4,700	4,700
17/11/2008	CLARION	Buy of Units on ASX	\$ 6,922	4,800	4,800
17/11/2008	CLARION	Buy of Units on ASX	\$ 6,922	4,800	4,800
10/02/2009	CLARION	Buy of Units on ASX	\$ 5,194	4,800	4,800
14/11/2008	CLARION	Buy of Units on ASX	\$ 7,471	4,900	4,900
20/11/2008	CLARION	Buy of Units on ASX	\$ 4,466	4,962	4,962
12/11/2008	CLARION	Buy of Units on ASX	\$ 7,470	5,000	5,000
13/11/2008	CLARION	Buy of Units on ASX	\$ 7,541	5,000	5,000
3/12/2008	CLARION	Buy of Units on ASX	\$ 6,184	5,000	5,000
4/02/2009	CLARION	Buy of Units on ASX	\$ 4,976	5,000	5,000
11/11/2008	CLARION	Buy of Units on ASX	\$ 6,894	5,100	5,100
17/11/2008	CLARION	Buy of Units on ASX	\$ 7,355	5,100	5,100
17/11/2008	CLARION	Buy of Units on ASX	\$ 7,355	5,100	5,100
17/11/2008	CLARION	Buy of Units on ASX	\$ 7,355	5,100	5,100
22/01/2009	CLARION	Buy of Units on ASX	\$ 6,621	5,100	5,100
11/11/2008	CLARION	Buy of Units on ASX	\$ 7,029	5,200	5,200
13/11/2008	CLARION	Buy of Units on ASX	\$ 7,843	5,200	5,200
14/11/2008	CLARION	Buy of Units on ASX	\$ 7,928	5,200	5,200
17/11/2008	CLARION	Buy of Units on ASX	\$ 7,499	5,200	5,200
18/11/2008	CLARION	Buy of Units on ASX	\$ 7,093	5,200	5,200
18/11/2008	CLARION	Buy of Units on ASX	\$ 7,093	5,200	5,200
11/11/2008	CLARION	Buy of Units on ASX	\$ 7,165	5,300	5,300
12/11/2008	CLARION	Buy of Units on ASX	\$ 7,918	5,300	5,300
13/11/2008	CLARION	Buy of Units on ASX	\$ 7,994	5,300	5,300
18/11/2008	CLARION	Buy of Units on ASX	\$ 7,229	5,300	5,300
22/01/2009	CLARION	Buy of Units on ASX	\$ 6,881	5,300	5,300
11/11/2008	CLARION	Buy of Units on ASX	\$ 7,300	5,400	5,400
13/11/2008	CLARION	Buy of Units on ASX	\$ 8,145	5,400	5,400
13/11/2008	CLARION	Buy of Units on ASX	\$ 8,145	5,400	5,400
18/11/2008	CLARION	Buy of Units on ASX	\$ 7,365	5,400	5,400
22/01/2009	CLARION	Buy of Units on ASX	\$ 7,011	5,400	5,400
22/01/2009	CLARION	Buy of Units on ASX	\$ 7,011	5,400	5,400
10/02/2009	CLARION	Buy of Units on ASX	\$ 5,843	5,400	5,400
10/02/2009	CLARION	Buy of Units on ASX	\$ 5,843	5,400	5,400
11/11/2008	CLARION	Buy of Units on ASX	\$ 7,435	5,500	5,500
12/11/2008	CLARION	Buy of Units on ASX	\$ 8,217	5,500	5,500
17/11/2008	CLARION	Buy of Units on ASX	\$ 7,932	5,500	5,500
20/11/2008	CLARION	Buy of Units on ASX	\$ 4,954	5,504	5,504
11/11/2008	CLARION	Buy of Units on ASX	\$ 7,570	5,600	5,600
18/11/2008	CLARION	Buy of Units on ASX	\$ 7,638	5,600	5,600
22/01/2009	CLARION	Buy of Units on ASX	\$ 7,270	5,600	5,600
4/02/2009	CLARION	Buy of Units on ASX	\$ 5,574	5,600	5,600
18/11/2008	CLARION	Buy of Units on ASX	\$ 7,774	5,700	5,700
14/11/2008	CLARION	Buy of Units on ASX	\$ 8,843	5,800	5,800
10/02/2009	CLARION	Buy of Units on ASX	\$ 6,276	5,800	5,800
11/11/2008	CLARION	Buy of Units on ASX	\$ 7,976	5,900	5,900
11/11/2008	CLARION	Buy of Units on ASX	\$ 7,976	5,900	5,900
12/11/2008	CLARION	Buy of Units on ASX	\$ 8,814	5,900	5,900
14/11/2008	CLARION	Buy of Units on ASX	\$ 8,996	5,900	5,900
3/12/2008	CLARION	Buy of Units on ASX	\$ 7,297	5,900	5,900
10/02/2009	CLARION	Buy of Units on ASX	\$ 6,384	5,900	5,900
20/11/2008	CLARION	Buy of Units on ASX	\$ 5,329	5,921	5,921
11/11/2008	CLARION	Buy of Units on ASX	\$ 8,111	6,000	6,000
11/11/2008	CLARION	Buy of Units on ASX	\$ 8,111	6,000	6,000
13/11/2008	CLARION	Buy of Units on ASX	\$ 9,050	6,000	6,000
18/11/2008	CLARION	Buy of Units on ASX	\$ 8,184	6,000	6,000
18/11/2008	CLARION	Buy of Units on ASX	\$ 8,184	6,000	6,000
4/02/2009	CLARION	Buy of Units on ASX	\$ 5,972	6,000	6,000
10/02/2009	CLARION	Buy of Units on ASX	\$ 6,492	6,000	6,000
10/02/2009	CLARION	Buy of Units on ASX	\$ 6,492	6,000	6,000
10/02/2009	CLARION	Buy of Units on ASX	\$ 6,492	6,000	6,000
11/11/2008	INGIM	Buy of Units on ASX	\$ 8,479	6,000	6,000
13/11/2008	CLARION	Buy of Units on ASX	\$ 9,200	6,100	6,100
18/11/2008	CLARION	Buy of Units on ASX	\$ 8,320	6,100	6,100
18/11/2008	CLARION	Buy of Units on ASX	\$ 8,456	6,200	6,200
20/11/2008	CLARION	Buy of Units on ASX	\$ 5,630	6,255	6,255
12/11/2008	CLARION	Buy of Units on ASX	\$ 9,412	6,300	6,300
13/11/2008	CLARION	Buy of Units on ASX	\$ 9,502	6,300	6,300
20/11/2008	CLARION	Buy of Units on ASX	\$ 5,704	6,338	6,338
11/11/2008	CLARION	Buy of Units on ASX	\$ 8,652	6,400	6,400
13/11/2008	CLARION	Buy of Units on ASX	\$ 9,653	6,400	6,400
22/01/2009	CLARION	Buy of Units on ASX	\$ 8,309	6,400	6,400
12/11/2008	CLARION	Buy of Units on ASX	\$ 9,711	6,500	6,500
13/11/2008	CLARION	Buy of Units on ASX	\$ 9,804	6,500	6,500
18/11/2008	CLARION	Buy of Units on ASX	\$ 8,866	6,500	6,500
20/11/2008	CLARION	Buy of Units on ASX	\$ 5,855	6,505	6,505
13/11/2008	CLARION	Buy of Units on ASX	\$ 9,955	6,600	6,600
22/01/2009	CLARION	Buy of Units on ASX	\$ 8,568	6,600	6,600
12/11/2008	CLARION	Buy of Units on ASX	\$ 10,009	6,700	6,700
14/11/2008	CLARION	Buy of Units on ASX	\$ 10,215	6,700	6,700
22/01/2009	CLARION	Buy of Units on ASX	\$ 8,698	6,700	6,700
22/01/2009	CLARION	Buy of Units on ASX	\$ 8,698	6,700	6,700
22/01/2009	CLARION	Buy of Units on ASX	\$ 8,698	6,700	6,700
20/11/2008	CLARION	Buy of Units on ASX	\$ 6,117	6,797	6,797
12/11/2008	CLARION	Buy of Units on ASX	\$ 10,159	6,800	6,800
12/11/2008	CLARION	Buy of Units on ASX	\$ 10,159	6,800	6,800
20/11/2008	CLARION	Buy of Units on ASX	\$ 6,155	6,839	6,839
13/11/2008	CLARION	Buy of Units on ASX	\$ 10,407	6,900	6,900
17/11/2008	CLARION	Buy of Units on ASX	\$ 9,951	6,900	6,900
20/11/2008	CLARION	Buy of Units on ASX	\$ 6,268	6,964	6,964
13/11/2008	CLARION	Buy of Units on ASX	\$ 10,558	7,000	7,000
13/11/2008	CLARION	Buy of Units on ASX	\$ 10,558	7,000	7,000
13/11/2008	CLARION	Buy of Units on ASX	\$ 10,859	7,200	7,200
10/02/2009	CLARION	Buy of Units on ASX	\$ 7,791	7,200	7,200
4/02/2009	CLARION	Buy of Units on ASX	\$ 7,266	7,300	7,300
10/02/2009	CLARION	Buy of Units on ASX	\$ 7,899	7,300	7,300
14/11/2008	CLARION	Buy of Units on ASX	\$ 11,283	7,400	7,400
14/11/2008	CLARION	Buy of Units on ASX	\$ 11,283	7,400	7,400

6

14/11/2008	CLARION	Buy of Units on ASX	\$ 11,435	7,500	7,500
17/11/2008	CLARION	Buy of Units on ASX	\$ 10,816	7,500	7,500
10/02/2009	CLARION	Buy of Units on ASX	\$ 8,115	7,500	7,500
12/11/2008	CLARION	Buy of Units on ASX	\$ 11,354	7,600	7,600
13/11/2008	CLARION	Buy of Units on ASX	\$ 11,463	7,600	7,600
10/02/2009	CLARION	Buy of Units on ASX	\$ 8,223	7,600	7,600
10/02/2009	CLARION	Buy of Units on ASX	\$ 8,223	7,600	7,600
1/12/2008	INGIM	Buy of Units on ASX	\$ 10,148	7,676	7,676
12/11/2008	CLARION	Buy of Units on ASX	\$ 11,503	7,700	7,700
22/01/2009	CLARION	Buy of Units on ASX	\$ 9,996	7,700	7,700
22/01/2009	CLARION	Buy of Units on ASX	\$ 9,996	7,700	7,700
10/02/2009	CLARION	Buy of Units on ASX	\$ 8,332	7,700	7,700
14/11/2008	CLARION	Buy of Units on ASX	\$ 11,893	7,800	7,800
14/11/2008	CLARION	Buy of Units on ASX	\$ 11,893	7,800	7,800
14/11/2008	CLARION	Buy of Units on ASX	\$ 11,893	7,800	7,800
30/01/2009	CLARION	Buy of Units on ASX	\$ 8,867	7,800	7,800
12/11/2008	CLARION	Buy of Units on ASX	\$ 11,802	7,900	7,900
17/11/2008	CLARION	Buy of Units on ASX	\$ 11,393	7,900	7,900
10/02/2009	CLARION	Buy of Units on ASX	\$ 8,548	7,900	7,900
10/12/2008	INGIM	Buy of Units on ASX	\$ 9,180	7,905	7,905
11/11/2008	CLARION	Buy of Units on ASX	\$ 10,815	8,000	8,000
12/11/2008	CLARION	Buy of Units on ASX	\$ 11,952	8,000	8,000
19/11/2008	CLARION	Buy of Units on ASX	\$ 12,058	8,000	8,000
10/02/2009	CLARION	Buy of Units on ASX	\$ 8,656	8,000	8,000
18/11/2008	CLARION	Buy of Units on ASX	\$ 11,048	8,100	8,100
22/01/2009	CLARION	Buy of Units on ASX	\$ 10,516	8,100	8,100
22/01/2009	CLARION	Buy of Units on ASX	\$ 10,516	8,100	8,100
14/01/2009	INGIM	Buy of Units on ASX	\$ 10,519	8,143	8,143
12/11/2008	CLARION	Buy of Units on ASX	\$ 12,250	8,200	8,200
20/11/2008	CLARION	Buy of Units on ASX	\$ 7,431	8,257	8,257
22/01/2009	CLARION	Buy of Units on ASX	\$ 10,775	8,300	8,300
4/02/2009	CLARION	Buy of Units on ASX	\$ 8,261	8,300	8,300
20/11/2008	CLARION	Buy of Units on ASX	\$ 7,506	8,340	8,340
20/11/2008	CLARION	Buy of Units on ASX	\$ 7,544	8,382	8,382
12/11/2008	CLARION	Buy of Units on ASX	\$ 12,549	8,400	8,400
11/11/2008	CLARION	Buy of Units on ASX	\$ 11,626	8,600	8,600
20/11/2008	CLARION	Buy of Units on ASX	\$ 7,769	8,632	8,632
20/11/2008	CLARION	Buy of Units on ASX	\$ 7,769	8,632	8,632
12/11/2008	CLARION	Buy of Units on ASX	\$ 12,997	8,700	8,700
4/02/2009	CLARION	Buy of Units on ASX	\$ 8,659	8,700	8,700
20/11/2008	CLARION	Buy of Units on ASX	\$ 7,881	8,757	8,757
12/11/2008	CLARION	Buy of Units on ASX	\$ 13,147	8,800	8,800
17/11/2008	CLARION	Buy of Units on ASX	\$ 12,691	8,800	8,800
18/11/2008	CLARION	Buy of Units on ASX	\$ 12,003	8,800	8,800
22/01/2009	CLARION	Buy of Units on ASX	\$ 11,425	8,800	8,800
10/02/2009	CLARION	Buy of Units on ASX	\$ 9,522	8,800	8,800
12/11/2008	CLARION	Buy of Units on ASX	\$ 13,296	8,900	8,900
19/11/2008	CLARION	Buy of Units on ASX	\$ 13,415	8,900	8,900
22/01/2009	CLARION	Buy of Units on ASX	\$ 11,554	8,900	8,900
14/01/2009	INGIM	Buy of Units on ASX	\$ 11,503	8,905	8,905
12/11/2008	CLARION	Buy of Units on ASX	\$ 13,445	9,000	9,000
17/11/2008	CLARION	Buy of Units on ASX	\$ 12,979	9,000	9,000
22/01/2009	CLARION	Buy of Units on ASX	\$ 11,684	9,000	9,000
20/11/2008	CLARION	Buy of Units on ASX	\$ 8,257	9,174	9,174
20/11/2008	CLARION	Buy of Units on ASX	\$ 8,257	9,174	9,174
11/11/2008	CLARION	Buy of Units on ASX	\$ 12,437	9,200	9,200
4/02/2009	CLARION	Buy of Units on ASX	\$ 9,157	9,200	9,200
22/01/2009	CLARION	Buy of Units on ASX	\$ 12,074	9,300	9,300
18/11/2008	CLARION	Buy of Units on ASX	\$ 12,821	9,400	9,400
4/02/2009	CLARION	Buy of Units on ASX	\$ 9,356	9,400	9,400
13/11/2008	CLARION	Buy of Units on ASX	\$ 14,328	9,500	9,500
10/02/2009	CLARION	Buy of Units on ASX	\$ 10,279	9,500	9,500
12/11/2008	CLARION	Buy of Units on ASX	\$ 14,342	9,600	9,600
14/11/2008	CLARION	Buy of Units on ASX	\$ 14,637	9,600	9,600
14/11/2008	CLARION	Buy of Units on ASX	\$ 14,942	9,800	9,800
8/01/2009	CLARION	Buy of Units on ASX	\$ 13,483	10,000	10,000
20/11/2008	CLARION	Buy of Units on ASX	\$ 9,082	10,091	10,091
4/02/2009	CLARION	Buy of Units on ASX	\$ 10,052	10,100	10,100
11/11/2008	CLARION	Buy of Units on ASX	\$ 13,789	10,200	10,200
13/11/2008	CLARION	Buy of Units on ASX	\$ 15,384	10,200	10,200
17/11/2008	CLARION	Buy of Units on ASX	\$ 14,710	10,200	10,200
22/01/2009	CLARION	Buy of Units on ASX	\$ 13,242	10,200	10,200
11/11/2008	CLARION	Buy of Units on ASX	\$ 13,924	10,300	10,300
18/11/2008	CLARION	Buy of Units on ASX	\$ 14,049	10,300	10,300
22/01/2009	CLARION	Buy of Units on ASX	\$ 13,372	10,300	10,300
18/11/2008	CLARION	Buy of Units on ASX	\$ 14,321	10,500	10,500
14/11/2008	CLARION	Buy of Units on ASX	\$ 16,162	10,600	10,600
10/02/2009	CLARION	Buy of Units on ASX	\$ 11,469	10,600	10,600
30/01/2009	CLARION	Buy of Units on ASX	\$ 12,164	10,700	10,700
30/01/2009	CLARION	Buy of Units on ASX	\$ 12,164	10,700	10,700
13/11/2008	CLARION	Buy of Units on ASX	\$ 16,440	10,900	10,900
1/12/2008	INGIM	Buy of Units on ASX	\$ 14,658	11,087	11,087
14/11/2008	CLARION	Buy of Units on ASX	\$ 16,924	11,100	11,100
17/11/2008	CLARION	Buy of Units on ASX	\$ 16,008	11,100	11,100
17/11/2008	CLARION	Buy of Units on ASX	\$ 16,152	11,200	11,200
22/01/2009	CLARION	Buy of Units on ASX	\$ 14,540	11,200	11,200
17/11/2008	CLARION	Buy of Units on ASX	\$ 16,441	11,400	11,400
4/02/2009	CLARION	Buy of Units on ASX	\$ 11,346	11,400	11,400
17/11/2008	CLARION	Buy of Units on ASX	\$ 16,873	11,700	11,700
10/02/2009	CLARION	Buy of Units on ASX	\$ 12,660	11,700	11,700
11/11/2008	CLARION	Buy of Units on ASX	\$ 15,952	11,800	11,800
17/11/2008	CLARION	Buy of Units on ASX	\$ 17,017	11,800	11,800
17/11/2008	CLARION	Buy of Units on ASX	\$ 17,017	11,800	11,800
10/12/2008	INGIM	Buy of Units on ASX	\$ 13,771	11,858	11,858
12/11/2008	CLARION	Buy of Units on ASX	\$ 17,927	12,000	12,000
13/11/2008	CLARION	Buy of Units on ASX	\$ 18,099	12,000	12,000
14/11/2008	CLARION	Buy of Units on ASX	\$ 18,296	12,000	12,000
18/11/2008	CLARION	Buy of Units on ASX	\$ 16,367	12,000	12,000
20/01/2009	CLARION	Buy of Units on ASX	\$ 15,974	12,000	12,000
10/02/2009	CLARION	Buy of Units on ASX	\$ 13,201	12,200	12,200
13/11/2008	CLARION	Buy of Units on ASX	\$ 18,552	12,300	12,300
19/11/2008	CLARION	Buy of Units on ASX	\$ 18,616	12,351	12,351
22/01/2009	CLARION	Buy of Units on ASX	\$ 16,358	12,600	12,600

20/11/2008	CLARION	Buy of Units on ASX	\$ 11,447	12,719	12,719
14/11/2008	CLARION	Buy of Units on ASX	\$ 19,516	12,800	12,800
11/11/2008	CLARION	Buy of Units on ASX	\$ 17,439	12,900	12,900
12/11/2008	CLARION	Buy of Units on ASX	\$ 19,272	12,900	12,900
11/11/2008	CLARION	Buy of Units on ASX	\$ 17,574	13,000	13,000
3/02/2009	CLARION	Buy of Units on ASX	\$ 14,181	13,000	13,000
11/11/2008	INGL	Buy of Units on ASX	\$ 18,368	13,000	13,000
14/11/2008	CLARION	Buy of Units on ASX	\$ 19,973	13,100	13,100
18/11/2008	CLARION	Buy of Units on ASX	\$ 17,868	13,100	13,100
11/11/2008	CLARION	Buy of Units on ASX	\$ 17,844	13,200	13,200
18/11/2008	CLARION	Buy of Units on ASX	\$ 18,004	13,200	13,200
20/11/2008	CLARION	Buy of Units on ASX	\$ 12,047	13,386	13,386
4/02/2009	CLARION	Buy of Units on ASX	\$ 13,337	13,400	13,400
18/11/2008	CLARION	Buy of Units on ASX	\$ 18,413	13,500	13,500
11/11/2008	CLARION	Buy of Units on ASX	\$ 18,385	13,600	13,600
11/11/2008	CLARION	Buy of Units on ASX	\$ 18,385	13,600	13,600
11/11/2008	CLARION	Buy of Units on ASX	\$ 18,520	13,700	13,700
12/11/2008	CLARION	Buy of Units on ASX	\$ 20,467	13,700	13,700
18/11/2008	CLARION	Buy of Units on ASX	\$ 18,822	13,800	13,800
18/11/2008	CLARION	Buy of Units on ASX	\$ 18,822	13,800	13,800
18/11/2008	CLARION	Buy of Units on ASX	\$ 18,822	13,800	13,800
22/01/2009	CLARION	Buy of Units on ASX	\$ 17,916	13,800	13,800
10/02/2009	CLARION	Buy of Units on ASX	\$ 14,932	13,800	13,800
13/11/2008	CLARION	Buy of Units on ASX	\$ 21,116	14,000	14,000
10/02/2009	CLARION	Buy of Units on ASX	\$ 15,148	14,000	14,000
17/11/2008	CLARION	Buy of Units on ASX	\$ 20,911	14,500	14,500
3/02/2009	CLARION	Buy of Units on ASX	\$ 15,868	14,600	14,600
4/02/2009	CLARION	Buy of Units on ASX	\$ 14,730	14,800	14,800
17/11/2008	CLARION	Buy of Units on ASX	\$ 21,488	14,900	14,900
4/02/2009	CLARION	Buy of Units on ASX	\$ 15,029	15,100	15,100
12/11/2008	CLARION	Buy of Units on ASX	\$ 22,708	15,200	15,200
13/11/2008	CLARION	Buy of Units on ASX	\$ 23,076	15,300	15,300
12/11/2008	CLARION	Buy of Units on ASX	\$ 23,007	15,400	15,400
13/11/2008	CLARION	Buy of Units on ASX	\$ 23,227	15,400	15,400
4/02/2009	CLARION	Buy of Units on ASX	\$ 15,427	15,500	15,500
20/11/2008	CLARION	Buy of Units on ASX	\$ 13,999	15,554	15,554
13/11/2008	CLARION	Buy of Units on ASX	\$ 23,529	15,600	15,600
14/11/2008	CLARION	Buy of Units on ASX	\$ 23,785	15,600	15,600
19/11/2008	CLARION	Buy of Units on ASX	\$ 23,513	15,600	15,600
22/01/2009	CLARION	Buy of Units on ASX	\$ 20,253	15,600	15,600
10/02/2009	CLARION	Buy of Units on ASX	\$ 17,204	15,900	15,900
17/11/2008	CLARION	Buy of Units on ASX	\$ 23,075	16,000	16,000
4/02/2009	CLARION	Buy of Units on ASX	\$ 15,925	16,000	16,000
4/02/2009	CLARION	Buy of Units on ASX	\$ 15,925	16,000	16,000
13/11/2008	INGIM	Buy of Units on ASX	\$ 24,343	16,000	16,000
20/11/2008	CLARION	Buy of Units on ASX	\$ 14,450	16,055	16,055
20/11/2008	CLARION	Buy of Units on ASX	\$ 14,486	16,096	16,096
13/11/2008	CLARION	Buy of Units on ASX	\$ 24,283	16,100	16,100
30/01/2009	CLARION	Buy of Units on ASX	\$ 18,303	16,100	16,100
13/11/2008	CLARION	Buy of Units on ASX	\$ 24,434	16,200	16,200
13/11/2008	CLARION	Buy of Units on ASX	\$ 24,434	16,200	16,200
22/12/2008	INGFML	Buy of Units on ASX	\$ 21,037	16,274	16,274
4/02/2009	CLARION	Buy of Units on ASX	\$ 16,323	16,400	16,400
4/02/2009	CLARION	Buy of Units on ASX	\$ 16,323	16,400	16,400
4/02/2009	CLARION	Buy of Units on ASX	\$ 16,323	16,400	16,400
20/11/2008	CLARION	Buy of Units on ASX	\$ 14,900	16,555	16,555
4/02/2009	CLARION	Buy of Units on ASX	\$ 16,621	16,700	16,700
22/12/2008	INGFML	Buy of Units on ASX	\$ 21,577	16,726	16,726
11/11/2008	CLARION	Buy of Units on ASX	\$ 22,711	16,800	16,800
17/11/2008	CLARION	Buy of Units on ASX	\$ 24,228	16,800	16,800
22/01/2009	CLARION	Buy of Units on ASX	\$ 21,940	16,900	16,900
18/11/2008	CLARION	Buy of Units on ASX	\$ 23,187	17,000	17,000
22/01/2009	CLARION	Buy of Units on ASX	\$ 22,070	17,000	17,000
11/11/2008	CLARION	Buy of Units on ASX	\$ 23,387	17,300	17,300
22/01/2009	CLARION	Buy of Units on ASX	\$ 22,460	17,300	17,300
6/02/2009	CLARION	Buy of Units on ASX	\$ 17,314	17,300	17,300
10/02/2009	CLARION	Buy of Units on ASX	\$ 18,935	17,500	17,500
12/11/2008	CLARION	Buy of Units on ASX	\$ 26,293	17,600	17,600
18/11/2008	CLARION	Buy of Units on ASX	\$ 24,005	17,600	17,600
14/11/2008	CLARION	Buy of Units on ASX	\$ 27,139	17,800	17,800
10/02/2009	CLARION	Buy of Units on ASX	\$ 19,368	17,900	17,900
22/01/2009	CLARION	Buy of Units on ASX	\$ 23,368	18,000	18,000
22/01/2009	CLARION	Buy of Units on ASX	\$ 23,368	18,000	18,000
30/01/2009	CLARION	Buy of Units on ASX	\$ 20,462	18,000	18,000
17/11/2008	CLARION	Buy of Units on ASX	\$ 26,247	18,200	18,200
20/11/2008	CLARION	Buy of Units on ASX	\$ 16,439	18,265	18,265
11/11/2008	CLARION	Buy of Units on ASX	\$ 25,009	18,500	18,500
18/11/2008	CLARION	Buy of Units on ASX	\$ 25,642	18,800	18,800
19/11/2008	CLARION	Buy of Units on ASX	\$ 28,487	18,900	18,900
22/01/2009	CLARION	Buy of Units on ASX	\$ 24,667	19,000	19,000
12/11/2008	CLARION	Buy of Units on ASX	\$ 28,684	19,200	19,200
12/11/2008	CLARION	Buy of Units on ASX	\$ 28,833	19,300	19,300
11/11/2008	CLARION	Buy of Units on ASX	\$ 28,361	19,500	19,500
17/11/2008	CLARION	Buy of Units on ASX	\$ 28,122	19,500	19,500
12/11/2008	CLARION	Buy of Units on ASX	\$ 29,431	19,700	19,700
22/12/2008	INGFML	Buy of Units on ASX	\$ 25,499	19,726	19,726
18/11/2008	CLARION	Buy of Units on ASX	\$ 27,006	19,800	19,800
19/11/2008	CLARION	Buy of Units on ASX	\$ 29,844	19,800	19,800
13/11/2008	CLARION	Buy of Units on ASX	\$ 30,014	19,900	19,900
17/11/2008	CLARION	Buy of Units on ASX	\$ 28,843	20,000	20,000
4/02/2009	CLARION	Buy of Units on ASX	\$ 19,906	20,000	20,000
4/02/2009	CLARION	Buy of Units on ASX	\$ 19,906	20,000	20,000
20/11/2008	CLARION	Buy of Units on ASX	\$ 18,203	20,225	20,225
22/12/2008	INGFML	Buy of Units on ASX	\$ 26,153	20,274	20,274
12/11/2008	CLARION	Buy of Units on ASX	\$ 30,327	20,300	20,300
12/11/2008	CLARION	Buy of Units on ASX	\$ 30,327	20,300	20,300
12/11/2008	CLARION	Buy of Units on ASX	\$ 30,327	20,300	20,300
13/11/2008	CLARION	Buy of Units on ASX	\$ 30,919	20,500	20,500
4/02/2009	CLARION	Buy of Units on ASX	\$ 20,403	20,500	20,500
4/02/2009	CLARION	Buy of Units on ASX	\$ 20,603	20,700	20,700
11/11/2008	CLARION	Buy of Units on ASX	\$ 28,388	21,000	21,000
4/02/2009	CLARION	Buy of Units on ASX	\$ 20,901	21,000	21,000
20/11/2008	CLARION	Buy of Units on ASX	\$ 19,066	21,184	21,184

8

18/11/2008	CLARION	Buy of Units on ASX	\$ 29,052	21,300	21,300
13/11/2008	INGFML	Buy of Units on ASX	\$ 32,656	21,467	21,467
20/11/2008	CLARION	Buy of Units on ASX	\$ 19,328	21,476	21,476
22/01/2009	CLARION	Buy of Units on ASX	\$ 27,912	21,500	21,500
20/11/2008	CLARION	Buy of Units on ASX	\$ 19,403	21,559	21,559
4/02/2009	CLARION	Buy of Units on ASX	\$ 21,697	21,800	21,800
13/11/2008	CLARION	Buy of Units on ASX	\$ 33,031	21,900	21,900
6/11/2008	INGIM	Buy of Units on ASX	\$ 25,124	22,000	22,000
13/11/2008	INGIM	Buy of Units on ASX	\$ 33,000	22,000	22,000
4/02/2009	CLARION	Buy of Units on ASX	\$ 21,996	22,100	22,100
22/01/2009	CLARION	Buy of Units on ASX	\$ 28,821	22,200	22,200
4/02/2009	CLARION	Buy of Units on ASX	\$ 22,295	22,400	22,400
10/02/2009	CLARION	Buy of Units on ASX	\$ 24,345	22,500	22,500
11/11/2008	CLARION	Buy of Units on ASX	\$ 30,551	22,600	22,600
18/11/2008	CLARION	Buy of Units on ASX	\$ 31,234	22,900	22,900
11/11/2008	CLARION	Buy of Units on ASX	\$ 31,092	23,000	23,000
30/01/2009	INGFML	Buy of Units on ASX	\$ 25,415	23,000	23,000
13/11/2008	CLARION	Buy of Units on ASX	\$ 34,841	23,100	23,100
18/11/2008	CLARION	Buy of Units on ASX	\$ 31,916	23,400	23,400
10/02/2009	CLARION	Buy of Units on ASX	\$ 25,427	23,500	23,500
17/11/2008	CLARION	Buy of Units on ASX	\$ 34,035	23,600	23,600
14/11/2008	CLARION	Buy of Units on ASX	\$ 36,295	23,800	23,800
6/02/2009	INGFML	Buy of Units on ASX	\$ 24,000	24,000	24,000
4/02/2009	CLARION	Buy of Units on ASX	\$ 24,086	24,200	24,200
10/02/2009	CLARION	Buy of Units on ASX	\$ 26,293	24,300	24,300
20/11/2008	CLARION	Buy of Units on ASX	\$ 22,105	24,561	24,561
22/01/2009	CLARION	Buy of Units on ASX	\$ 32,067	24,700	24,700
13/11/2008	CLARION	Buy of Units on ASX	\$ 37,556	24,900	24,900
12/11/2008	CLARION	Buy of Units on ASX	\$ 37,348	25,000	25,000
22/01/2009	CLARION	Buy of Units on ASX	\$ 32,586	25,100	25,100
12/11/2008	CLARION	Buy of Units on ASX	\$ 38,544	25,800	25,800
21/11/2008	INGIM	Buy of Units on ASX	\$ 32,668	25,806	25,806
4/02/2009	CLARION	Buy of Units on ASX	\$ 26,176	26,300	26,300
22/01/2009	CLARION	Buy of Units on ASX	\$ 34,403	26,500	26,500
13/11/2008	CLARION	Buy of Units on ASX	\$ 40,271	26,700	26,700
20/11/2008	CLARION	Buy of Units on ASX	\$ 24,207	26,897	26,897
20/11/2008	CLARION	Buy of Units on ASX	\$ 24,244	26,938	26,938
17/11/2008	CLARION	Buy of Units on ASX	\$ 39,083	27,100	27,100
13/11/2008	CLARION	Buy of Units on ASX	\$ 41,175	27,300	27,300
11/11/2008	CLARION	Buy of Units on ASX	\$ 37,040	27,400	27,400
10/02/2009	CLARION	Buy of Units on ASX	\$ 29,756	27,500	27,500
12/11/2008	CLARION	Buy of Units on ASX	\$ 41,233	27,600	27,600
18/11/2008	CLARION	Buy of Units on ASX	\$ 37,918	27,800	27,800
6/11/2008	INGIM	Buy of Units on ASX	\$ 31,976	28,000	28,000
12/11/2008	CLARION	Buy of Units on ASX	\$ 43,474	29,100	29,100
14/11/2008	CLARION	Buy of Units on ASX	\$ 44,368	29,100	29,100
20/11/2008	CLARION	Buy of Units on ASX	\$ 26,797	29,774	29,774
24/11/2008	CLARION	Buy of Units on ASX	\$ 33,353	30,000	30,000
4/02/2009	CLARION	Buy of Units on ASX	\$ 30,058	30,200	30,200
14/01/2009	INGL	Buy of Units on ASX	\$ 40,307	31,201	31,201
11/11/2008	CLARION	Buy of Units on ASX	\$ 42,312	31,300	31,300
12/11/2008	CLARION	Buy of Units on ASX	\$ 46,910	31,400	31,400
1/12/2008	INGL	Buy of Units on ASX	\$ 41,713	31,555	31,555
22/01/2009	CLARION	Buy of Units on ASX	\$ 41,154	31,700	31,700
18/11/2008	CLARION	Buy of Units on ASX	\$ 43,373	31,800	31,800
13/11/2008	CLARION	Buy of Units on ASX	\$ 48,868	32,400	32,400
4/02/2009	CLARION	Buy of Units on ASX	\$ 32,347	32,500	32,500
12/11/2008	CLARION	Buy of Units on ASX	\$ 50,196	33,600	33,600
4/02/2009	CLARION	Buy of Units on ASX	\$ 33,740	33,900	33,900
10/02/2009	CLARION	Buy of Units on ASX	\$ 36,789	34,000	34,000
12/11/2008	CLARION	Buy of Units on ASX	\$ 51,242	34,300	34,300
20/11/2008	CLARION	Buy of Units on ASX	\$ 31,413	34,903	34,903
22/01/2009	CLARION	Buy of Units on ASX	\$ 45,698	35,200	35,200
22/01/2009	CLARION	Buy of Units on ASX	\$ 46,737	36,000	36,000
17/11/2008	CLARION	Buy of Units on ASX	\$ 52,072	36,100	36,100
20/11/2008	CLARION	Buy of Units on ASX	\$ 32,914	36,571	36,571
13/11/2008	CLARION	Buy of Units on ASX	\$ 55,956	37,100	37,100
20/11/2008	CLARION	Buy of Units on ASX	\$ 33,467	37,186	37,186
4/02/2009	CLARION	Buy of Units on ASX	\$ 37,522	37,700	37,700
4/02/2009	CLARION	Buy of Units on ASX	\$ 38,816	39,000	39,000
18/12/2008	CLARION	Buy of Units on ASX	\$ 46,649	39,600	39,600
10/02/2009	CLARION	Buy of Units on ASX	\$ 42,956	39,700	39,700
6/11/2008	INGIM	Buy of Units on ASX	\$ 47,344	39,956	39,956
12/11/2008	CLARION	Buy of Units on ASX	\$ 60,953	40,800	40,800
11/11/2008	CLARION	Buy of Units on ASX	\$ 56,518	41,800	41,800
20/11/2008	CLARION	Buy of Units on ASX	\$ 37,943	42,159	42,159
20/11/2008	CLARION	Buy of Units on ASX	\$ 38,168	42,409	42,409
18/11/2008	CLARION	Buy of Units on ASX	\$ 57,979	42,500	42,500
20/11/2008	CLARION	Buy of Units on ASX	\$ 38,768	43,076	43,076
4/02/2009	CLARION	Buy of Units on ASX	\$ 43,594	43,800	43,800
30/01/2009	CLARION	Buy of Units on ASX	\$ 50,019	44,000	44,000
19/11/2008	CLARION	Buy of Units on ASX	\$ 66,470	44,100	44,100
17/11/2008	CLARION	Buy of Units on ASX	\$ 63,743	44,200	44,200
20/11/2008	CLARION	Buy of Units on ASX	\$ 39,857	44,285	44,285
6/11/2008	INGIM	Buy of Units on ASX	\$ 53,656	45,283	45,283
20/11/2008	CLARION	Buy of Units on ASX	\$ 41,171	45,745	45,745
12/11/2008	CLARION	Buy of Units on ASX	\$ 69,767	46,700	46,700
4/02/2009	CLARION	Buy of Units on ASX	\$ 48,570	48,800	48,800
13/11/2008	CLARION	Buy of Units on ASX	\$ 74,523	49,400	49,400
10/12/2008	CLARION	Buy of Units on ASX	\$ 60,010	50,000	50,000
4/02/2009	CLARION	Buy of Units on ASX	\$ 49,864	50,100	50,100
20/11/2008	CLARION	Buy of Units on ASX	\$ 45,524	50,582	50,582
11/11/2008	CLARION	Buy of Units on ASX	\$ 68,943	51,000	51,000
11/11/2008	INGL	Buy of Units on ASX	\$ 72,057	51,000	51,000
18/11/2008	CLARION	Buy of Units on ASX	\$ 70,652	51,800	51,800
20/11/2008	CLARION	Buy of Units on ASX	\$ 46,650	51,833	51,833
1/12/2008	CLARION	Buy of Units on ASX	\$ 69,051	53,000	53,000
10/02/2009	CLARION	Buy of Units on ASX	\$ 59,944	55,400	55,400
14/01/2009	INGFML	Buy of Units on ASX	\$ 76,918	59,543	59,543
13/11/2008	CLARION	Buy of Units on ASX	\$ 91,099	60,400	60,400
22/01/2009	CLARION	Buy of Units on ASX	\$ 79,193	61,000	61,000
10/12/2008	INGL	Buy of Units on ASX	\$ 71,138	61,264	61,264
20/11/2008	CLARION	Buy of Units on ASX	\$ 55,619	61,799	61,799

12/11/2008	CLARION	Buy of Units on ASX	\$ 92,941	62,200	62,200
22/01/2009	CLARION	Buy of Units on ASX	\$ 81,530	62,800	62,800
4/02/2009	CLARION	Buy of Units on ASX	\$ 62,504	62,800	62,800
14/11/2008	CLARION	Buy of Units on ASX	\$ 99,104	65,000	65,000
4/02/2009	CLARION	Buy of Units on ASX	\$ 64,694	65,000	65,000
13/11/2008	INGL	Buy of Units on ASX	\$ 97,500	65,000	65,000
10/02/2009	CLARION	Buy of Units on ASX	\$ 70,778	65,400	65,400
30/01/2009	CLARION	Buy of Units on ASX	\$ 75,484	66,400	66,400
15/12/2008	CLARION	Buy of Units on ASX	\$ 82,328	67,100	67,100
4/02/2009	CLARION	Buy of Units on ASX	\$ 67,381	67,700	67,700
30/01/2009	CLARION	Buy of Units on ASX	\$ 77,985	68,600	68,600
14/11/2008	CLARION	Buy of Units on ASX	\$ 110,997	72,800	72,800
6/11/2008	INGL	Buy of Units on ASX	\$ 83,366	73,000	73,000
12/11/2008	CLARION	Buy of Units on ASX	\$ 113,689	76,100	76,100
10/12/2008	INGFML	Buy of Units on ASX	\$ 96,381	83,003	83,003
11/11/2008	INGFML	Buy of Units on ASX	\$ 120,096	85,000	85,000
22/01/2009	CLARION	Buy of Units on ASX	\$ 112,688	86,800	86,800
4/02/2009	CLARION	Buy of Units on ASX	\$ 88,083	88,500	88,500
22/01/2009	CLARION	Buy of Units on ASX	\$ 115,544	89,000	89,000
20/01/2009	CLARION	Buy of Units on ASX	\$ 121,163	91,000	91,000
22/01/2009	CLARION	Buy of Units on ASX	\$ 118,789	91,500	91,500
2/02/2009	CLARION	Buy of Units on ASX	\$ 110,444	91,700	91,700
30/01/2009	CLARION	Buy of Units on ASX	\$ 106,064	93,300	93,300
4/02/2009	CLARION	Buy of Units on ASX	\$ 93,955	94,400	94,400
19/12/2008	CLARION	Buy of Units on ASX	\$ 109,996	94,800	94,800
1/12/2008	INGFML	Buy of Units on ASX	\$ 129,647	98,076	98,076
17/11/2008	CLARION	Buy of Units on ASX	\$ 142,197	98,600	98,600
30/01/2009	CLARION	Buy of Units on ASX	\$ 112,316	98,800	98,800
14/11/2008	CLARION	Buy of Units on ASX	\$ 154,034	101,027	101,027
30/01/2009	CLARION	Buy of Units on ASX	\$ 123,911	109,000	109,000
11/11/2008	INGFML	Buy of Units on ASX	\$ 155,418	110,000	110,000
17/11/2008	CLARION	Buy of Units on ASX	\$ 159,214	110,400	110,400
22/01/2009	CLARION	Buy of Units on ASX	\$ 144,105	111,000	111,000
4/02/2009	CLARION	Buy of Units on ASX	\$ 110,875	111,400	111,400
22/01/2009	CLARION	Buy of Units on ASX	\$ 146,182	112,600	112,600
22/01/2009	CLARION	Buy of Units on ASX	\$ 147,770	113,800	113,800
11/11/2008	CLARION	Buy of Units on ASX	\$ 154,243	114,100	114,100
18/11/2008	CLARION	Buy of Units on ASX	\$ 157,945	115,800	115,800
10/02/2009	CLARION	Buy of Units on ASX	\$ 127,570	117,900	117,900
20/01/2009	CLARION	Buy of Units on ASX	\$ 157,081	118,000	118,000
20/11/2008	CLARION	Buy of Units on ASX	\$ 166,817	118,200	118,200
18/12/2008	CLARION	Buy of Units on ASX	\$ 148,185	123,200	123,200
22/01/2009	CLARION	Buy of Units on ASX	\$ 160,723	123,800	123,800
14/11/2008	CLARION	Buy of Units on ASX	\$ 193,482	126,900	126,900
11/11/2008	CLARION	Buy of Units on ASX	\$ 172,628	127,700	127,700
18/11/2008	CLARION	Buy of Units on ASX	\$ 176,767	129,600	129,600
13/11/2008	CLARION	Buy of Units on ASX	\$ 203,615	135,000	135,000
30/01/2009	CLARION	Buy of Units on ASX	\$ 154,150	135,600	135,600
20/11/2008	CLARION	Buy of Units on ASX	\$ 122,459	136,066	136,066
22/01/2009	CLARION	Buy of Units on ASX	\$ 178,379	137,400	137,400
14/01/2009	INGFML	Buy of Units on ASX	\$ 177,943	137,747	137,747
14/01/2009	INGL	Buy of Units on ASX	\$ 182,048	140,925	140,925
22/01/2009	CLARION	Buy of Units on ASX	\$ 184,091	141,800	141,800
14/01/2009	INGFML	Buy of Units on ASX	\$ 184,792	143,049	143,049
22/01/2009	CLARION	Buy of Units on ASX	\$ 187,207	144,200	144,200
30/01/2009	CLARION	Buy of Units on ASX	\$ 164,609	144,800	144,800
3/12/2008	INGIM	Buy of Units on ASX	\$ 185,083	150,376	150,376
13/11/2008	CLARION	Buy of Units on ASX	\$ 227,898	151,100	151,100
10/02/2009	CLARION	Buy of Units on ASX	\$ 165,441	152,900	152,900
17/11/2008	CLARION	Buy of Units on ASX	\$ 221,044	153,273	153,273
1/12/2008	INGL	Buy of Units on ASX	\$ 202,927	153,511	153,511
14/11/2008	CLARION	Buy of Units on ASX	\$ 234,191	153,600	153,600
4/02/2009	CLARION	Buy of Units on ASX	\$ 153,076	153,800	153,800
11/11/2008	INGFML	Buy of Units on ASX	\$ 218,998	155,000	155,000
1/12/2008	INGFML	Buy of Units on ASX	\$ 208,563	157,775	157,775
6/11/2008	INGL	Buy of Units on ASX	\$ 190,923	161,154	161,154
14/11/2008	CLARION	Buy of Units on ASX	\$ 245,931	161,300	161,300
22/01/2009	CLARION	Buy of Units on ASX	\$ 209,666	161,500	161,500
1/12/2008	INGFML	Buy of Units on ASX	\$ 215,328	162,892	162,892
10/12/2008	INGFML	Buy of Units on ASX	\$ 193,909	166,994	166,994
22/01/2009	CLARION	Buy of Units on ASX	\$ 220,182	169,600	169,600
12/11/2008	CLARION	Buy of Units on ASX	\$ 253,969	170,000	170,000
4/02/2009	CLARION	Buy of Units on ASX	\$ 169,532	170,300	170,300
20/11/2008	CLARION	Buy of Units on ASX	\$ 153,410	170,455	170,455
10/02/2009	CLARION	Buy of Units on ASX	\$ 185,999	171,900	171,900
11/11/2008	CLARION	Buy of Units on ASX	\$ 239,762	177,362	177,362
18/11/2008	CLARION	Buy of Units on ASX	\$ 245,440	179,949	179,949
30/01/2009	CLARION	Buy of Units on ASX	\$ 214,515	188,700	188,700
12/11/2008	CLARION	Buy of Units on ASX	\$ 284,296	190,300	190,300
17/11/2008	CLARION	Buy of Units on ASX	\$ 277,472	192,400	192,400
24/10/2008	APRESF	Buy of Units on ASX	\$ 311,943	200,000	200,000
10/12/2008	ING NZ	Buy of Units on ASX	N/A	200,000	200,000
20/11/2008	ING NZ	Buy of Units on ASX	N/A	200,000	200,000
20/11/2008	CLARION	Buy of Units on ASX	\$ 183,109	203,454	203,454
22/01/2009	CLARION	Buy of Units on ASX	\$ 267,828	206,300	206,300
22/01/2009	CLARION	Buy of Units on ASX	\$ 271,203	208,900	208,900
13/11/2008	CLARION	Buy of Units on ASX	\$ 316,504	209,847	209,847
13/11/2008	INGFML	Buy of Units on ASX	\$ 319,455	210,000	210,000
3/12/2008	CLARION	Buy of Units on ASX	\$ 263,619	215,000	215,000
11/11/2008	CLARION	Buy of Units on ASX	\$ 300,916	222,600	222,600
20/11/2008	INGIM	Buy of Units on ASX	\$ 201,245	223,605	223,605
18/11/2008	CLARION	Buy of Units on ASX	\$ 308,115	225,900	225,900
17/11/2008	INGFML	Buy of Units on ASX	\$ 329,460	228,000	228,000
17/11/2008	CLARION	Buy of Units on ASX	\$ 335,879	232,900	232,900
20/11/2008	INGIM	Buy of Units on ASX	\$ 210,600	234,000	234,000
10/02/2009	CLARION	Buy of Units on ASX	\$ 256,872	237,400	237,400
6/11/2008	INGFML	Buy of Units on ASX	\$ 271,796	238,000	238,000
17/11/2008	CLARION	Buy of Units on ASX	\$ 352,752	244,600	244,600
6/11/2008	APRESF	Buy of Units on ASX	\$ 225,180	250,200	250,200
13/11/2008	CLARION	Buy of Units on ASX	\$ 397,426	263,500	263,500
12/11/2008	CLARION	Buy of Units on ASX	\$ 394,834	264,291	264,291
11/11/2008	CLARION	Buy of Units on ASX	\$ 364,182	269,400	269,400
18/11/2008	CLARION	Buy of Units on ASX	\$ 373,175	273,600	273,600


10

11/11/2008	CLARION	Buy of Units on ASX	\$ 382,431	282,900	282,900
18/11/2008	CLARION	Buy of Units on ASX	\$ 391,724	287,200	287,200
10/02/2009	CLARION	Buy of Units on ASX	\$ 313,137	289,400	289,400
6/11/2008	INGFML	Buy of Units on ASX	\$ 334,606	293,000	293,000
4/02/2009	CLARION	Buy of Units on ASX	\$ 302,588	304,000	304,000
20/11/2008	CLARION	Buy of Units on ASX	\$ 273,713	304,125	304,125
3/02/2009	CLARION	Buy of Units on ASX	\$ 335,069	308,300	308,300
10/02/2009	CLARION	Buy of Units on ASX	\$ 339,430	313,700	313,700
13/11/2008	INGL	Buy of Units on ASX	\$ 472,500	315,000	315,000
20/11/2008	CLARION	Buy of Units on ASX	\$ 284,140	315,711	315,711
13/11/2008	CLARION	Buy of Units on ASX	\$ 481,135	319,000	319,000
19/11/2008	CLARION	Buy of Units on ASX	\$ 483,528	320,800	320,800
3/12/2008	CLARION	Buy of Units on ASX	\$ 394,693	321,900	321,900
10/12/2008	INGFML	Buy of Units on ASX	\$ 375,198	323,119	323,119
6/11/2008	INGL	Buy of Units on ASX	\$ 374,740	328,144	328,144
6/11/2008	INGFML	Buy of Units on ASX	\$ 376,860	330,000	330,000
12/11/2008	CLARION	Buy of Units on ASX	\$ 495,688	331,800	331,800
10/12/2008	INGL	Buy of Units on ASX	\$ 387,820	333,989	333,989
13/11/2008	CLARION	Buy of Units on ASX	\$ 505,267	335,000	335,000
22/01/2009	CLARION	Buy of Units on ASX	\$ 438,028	337,400	337,400
22/01/2009	CLARION	Buy of Units on ASX	\$ 439,586	338,600	338,600
13/11/2008	INGFML	Buy of Units on ASX	\$ 519,800	346,533	346,533
7/01/2009	INGIM	Buy of Units on ASX	\$ 469,527	351,563	351,563
14/11/2008	CLARION	Buy of Units on ASX	\$ 546,904	358,700	358,700
20/11/2008	CLARION	Buy of Units on ASX	\$ 329,513	366,126	366,126
30/01/2009	CLARION	Buy of Units on ASX	\$ 418,116	367,800	367,800
12/11/2008	CLARION	Buy of Units on ASX	\$ 600,115	401,700	401,700
4/02/2009	CLARION	Buy of Units on ASX	\$ 418,122	420,100	420,100
12/11/2008	CLARION	Buy of Units on ASX	\$ 629,993	421,700	421,700
3/02/2009	CLARION	Buy of Units on ASX	\$ 489,073	450,000	450,000
2/02/2009	CLARION	Buy of Units on ASX	\$ 551,978	458,300	458,300
4/02/2009	CLARION	Buy of Units on ASX	\$ 475,251	477,500	477,500
22/01/2009	CLARION	Buy of Units on ASX	\$ 622,378	479,400	479,400
20/11/2008	CLARION	Buy of Units on ASX	\$ 445,968	495,520	495,520
17/11/2008	CLARION	Buy of Units on ASX	\$ 784,535	544,000	544,000
4/02/2009	CLARION	Buy of Units on ASX	\$ 573,586	576,300	576,300
6/11/2008	INGFML	Buy of Units on ASX	\$ 707,678	597,336	597,336
20/11/2008	CLARION	Buy of Units on ASX	\$ 562,312	624,791	624,791
11/11/2008	CLARION	Buy of Units on ASX	\$ 850,838	629,400	629,400
18/11/2008	CLARION	Buy of Units on ASX	\$ 871,559	639,000	639,000
6/11/2008	INGFML	Buy of Units on ASX	\$ 766,848	647,280	647,280
4/02/2009	CLARION	Buy of Units on ASX	\$ 661,868	665,000	665,000
6/11/2008	INGFML	Buy of Units on ASX	\$ 827,596	698,556	698,556
6/11/2008	INGL	Buy of Units on ASX	\$ 832,330	702,552	702,552
13/11/2008	CLARION	Buy of Units on ASX	\$ 1,123,804	745,100	745,100
30/01/2009	CLARION	Buy of Units on ASX	\$ 850,897	748,500	748,500
4/02/2009	CLARION	Buy of Units on ASX	\$ 746,767	750,300	750,300
12/11/2008	ING NZ	Buy of Units on ASX	N/A	812,910	812,910
20/11/2008	INGL	Buy of Units on ASX	\$ 766,800	852,000	852,000
20/11/2008	CLARION	Buy of Units on ASX	\$ 839,770	933,078	933,078
12/11/2008	CLARION	Buy of Units on ASX	\$ 1,401,612	938,200	938,200
22/01/2009	CLARION	Buy of Units on ASX	\$ 1,399,378	1,077,900	1,077,900
10/02/2009	CLARION	Buy of Units on ASX	\$ 1,360,100	1,257,000	1,257,000
29/01/2009	CLARION	Buy of Units on ASX	\$ 1,547,498	1,400,000	1,400,000
3/02/2009	CLARION	Buy of Units on ASX	\$ 1,675,562	1,541,700	1,541,700
22/01/2009	CLARION	Buy of Units on ASX	\$ 2,376,566	1,830,600	1,830,600
20/11/2008	INGFML	Buy of Units on ASX	\$ 2,872,800	3,192,000	3,192,000
20/11/2008	INGL	Buy of Units on ASX	\$ 3,320,100	3,689,000	3,689,000
20/11/2008	INGFML	Buy of Units on ASX	\$ 3,394,800	3,772,000	3,772,000
20/11/2008	INGFML	Buy of Units on ASX	\$ 3,452,269	3,835,854	3,835,854
13/02/2009	CLARION	Buy of Units on ASX	\$ 5,316,341	5,424,838	5,424,838
				59,241,621	59,241,621

ANNEXURE 'B'

Present relevant interests

This is the annexure marked 'B' of 1 page referred to in Form 603 initial substantial shareholder signed by me on: 19.02.09



David Hendriks
Director, Compliance of ING Investment Management Limited

Holder of relevant interest	Registered holder of securities	Person entitled to be registered as holder	Nature of relevant interest	Class and number of securities	Person's votes
ING Group	ANZ Nominees Limited	ING Funds Management Limited as Responsible Entity	Relevant interest arising pursuant to section 608(1) of the Corporations Act	5,214,470	5,214,470
ING Group	ANZ Nominees Limited	ING Life Limited	As above	6,019,175	6,019,175
ING Group	J P Morgan Nominees Australia Limited	ING Funds Management Limited as Responsible Entity	As above	6,775,131	6,775,131
ING Group	Citicorp Nominees Pty Limited	ING Investment Management Limited as Fund Manager	As above	314,005	314,005
ING Group	Cogent Nominees Pty Limited	ING Investment Management Limited as Fund Manager	As above	1,107,019	1,107,019
ING Group	Citicorp Nominees Pty Limited	ING Investment Management Limited as Fund Manager	As above	281,944	281,944
ING Group	ING (NZ) Limited	ING (NZ) Limited	As above	1,303,510	1,303,510
ING Group	ING Clarion Real Estate Securities	ING Clarion Real Estate Securities	As above	70,269,264	70,269,264


91,284,518

91,284,518

ANNEXURE 'C'

ING Group

This is the annexure marked 'C' of 1 page referred to in form 604 Notice of a Change of Interests of Substantial shareholder signed by me on: 11.02.09



David Hendriks
Director, Compliance of ING Investment Management Limited

ING Group

Name	Address	Abbreviation*
ING (NZ) Limited	Level 21, ASB bank Centre 135 Albert Street Auckland PO Box 7149, Wellesley	INGNZ
ING Australia Holdings Limited	Level 1, 347 Kent Street Sydney NSW 2000	INGA
ING Clarion Real Estate Securities	201 King of Prussia Road Suite 600, Radnor, PA	CLARION
ING Funds Management Limited	Level 13, 347 Kent Street Sydney NSW 2000	INGFML
ING Groep N.V. and its related bodies corporate	ING House Amstelveensweg 500 1081 KL Amsterdam	ING GROUP
ING Investment Management Australia Limited	Level 21, 347 Kent Street Sydney NSW 2000	INGIM
ING Life Limited	Level 13, 347 Kent Street Sydney NSW 2000	INGL
ING Management Limited	Level 13, 347 Kent Street Sydney NSW 2000	INGM
ING Real Estate International Investments III BV	ING Real Estate International Schenkwaard 65 The Netherlands	INGREII



ING Investment Management Limited
ABN 23 003 731 959

L21, 83 Clarence Street
Sydney NSW 2000

Telephone (02) 9276 6200
Facsimile (02) 9276 6402

19 February 2009

The Secretary
Mirvac Group
Level 26 , 60 Margaret Street ,
SYDNEY , NSW, AUSTRALIA, 2000

Fax: (02) 9080 8111

Dear Sir

Enclosed please find an Initial Substantial Shareholder Form 603 notice.

Yours faithfully,

David Hendriks

Director Compliance | ING Investment Management Australia
Level 21 83 Clarence Street
Sydney NSW 2000
T 612 9276 6296 F 612 9276 6401
E david.hendriks@ingim.com.au