



**Kingsgate
Consolidated**



**Dominion
Mining**

Combination to create the premier ASX mid-tier gold producer

20 October 2010



Kingsgate Disclaimer



■ Forward Looking Statements

- These materials include forward looking statements. Forward looking statements inherently involve subjective judgment & analysis & are subject to significant uncertainties, risks & contingencies, many of which are outside of the control of, & may be unknown to, the company.
- Actual results and developments may vary materially from that expressed in these materials. The types of uncertainties which are relevant to the company may include, but are not limited to, commodity prices, political uncertainty, changes to the regulatory framework which applies to the business of the company & general economic conditions. Given these uncertainties, readers are cautioned not to place undue reliance on such forward looking statements.
- Forward looking statements in these materials speak only at the date of issue. Subject to any continuing obligations under applicable law or any relevant stock exchange listing rules, the company undertakes any obligation to publicly update or revise any of the forward looking statements, changes in events, conditions or circumstances on which any such statement is based.

■ Competent Persons Statement

- Information in this presentation that relates to Exploration Results, Mineral Resource and Ore Reserve estimates, geology, drilling and mineralisation of Kingsgate Consolidated Limited, is based on information compiled by Ron James, who is an employee of the Kingsgate Group and is a member of The Australasian Institute of Mining and Metallurgy. Ron James is a Competent Person under the meaning of the JORC Code with respect to Exploration Results, Mineral Resource and Ore Reserve estimates, geology, drilling and mineralisation being presented. He has given his consent to the Public Reporting of these statements concerning Exploration Results, Mineral Resource and Ore Reserve estimates, geology, drilling and mineralisation, and is in agreement with the contents and format of this presentation.

■ Reporting on Exploration Targets

- Any statement or information relating to the potential quantity and grade of an exploration target, specifically the Chokdee Prospect, is based on recent public announcements and is conceptual in nature. There has been insufficient exploration to define a Mineral Resource and it is uncertain if further exploration will result in the determination of a Mineral Resource.

Dominion Disclaimer



■ Forward Looking Statements

- Some statements in this presentation regarding estimates or future events are forward looking statements. They involve risk and uncertainties that could cause actual results to differ from estimated results. Forward looking statements include estimates of future production, cash and total costs per ounce of production, reserve and mineralized material estimates, capital costs, and other estimates or prediction of future activities. They include statements preceded by words such as “believe,” “estimate,” “expect,” “intend,” “will,” and similar expressions. Actual results could differ materially depending on such things as political events, labour relations, currency fluctuations and other general economic conditions, market prices for Dominion Mining Limited and/or Kingsgate Consolidated Limited products, timing of permits and other government approvals and requirements, changes in operating conditions, lower than expected ore grades, unexpected ground and mining conditions, availability and cost of materials and equipment, and risks generally inherent in the ownership and operation of mining properties and investment in foreign countries.

■ Competent Persons Statement

- The information in this presentation that relates to Exploration Results, Mineral Resources or Ore Reserves of Dominion Mining Limited is based on information compiled by Peter Bamford, Tony Poustie and Paul Androvic who are full-time employees of the Company, members of the Australasian Institute of Mining and Metallurgy. Peter Bamford, Tony Poustie and Paul Androvic have sufficient experience, which is relevant to the style of mineralisation and type of deposit under consideration in relation to Dominion Mining Limited and to the activity, which they are undertaking to qualify as Competent Persons as defined in the 2004 Edition of the ‘Australasian Code for Reporting of Exploration Results, Mineral Resources and Ore Reserves’. Peter Bamford, Tony Poustie and Paul Androvic, consent to the inclusion in the presentation of the matters based on their information in the form and context in which it appears.


General Disclaimer



- The information contained in this presentation is for informational purposes only and does not constitute an offer to issue, or arrange to issue securities or other financial products. The information contained in this presentation is not investment or financial product advice and has been prepared without taking into account the investment objectives, financial situation or particular needs of any person. To the maximum extent permitted by law, none of Dominion Mining Limited, Kingsgate Consolidated Limited, their respective directors, employees or agents, nor any other person accepts any liability including without limitation any liability arising out of fault or negligence for any loss caused from the use of the information contained in this presentation. No representation or warranty, express or implied, is given as to the accuracy, completeness or correctness, likelihood of achievement or reasonableness of any forecasts or other forward looking statements.



Transaction Overview



**Combination with Dominion
consolidates Kingsgate's position as**

**“The Premier ASX Mid-Tier Gold
Producer”**





Transaction Highlights

Scrip offer enables Kingsgate and Dominion shareholders to participate in the benefits of the combined company



Production and exploration upside

- Robust production growth outlook
- Potential 300,000 oz pa gold production
- Substantial, prospective exploration portfolio



Strong financial platform

- Enhanced cashflow from strong margins
- No debt and \$47m net cash
- Ability to pursue further growth initiatives



Lowers risk profile

- Two production bases
- Geographic diversification
- Improved access to capital



Combines strong, complementary teams

- Significant open cut and underground expertise
- Highly skilled exploration team

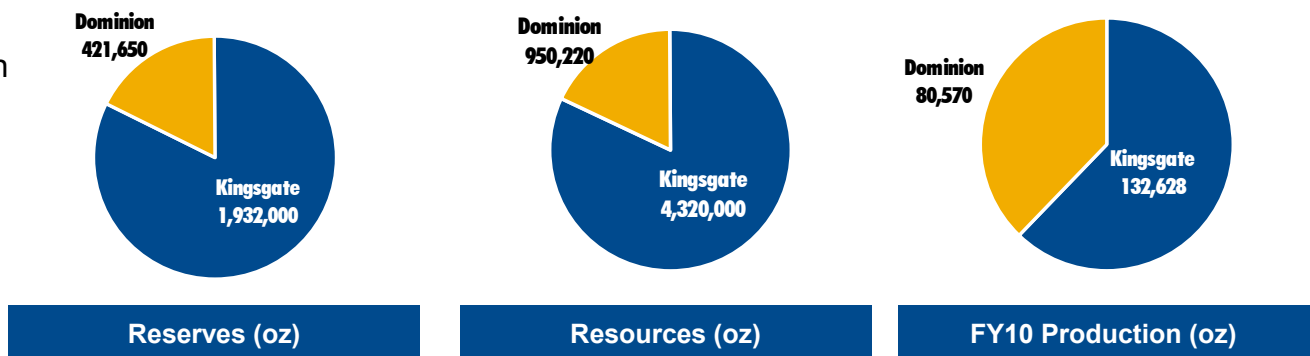
The premier ASX mid-tier gold producer

The Premier ASX Mid-Tier Gold Producer

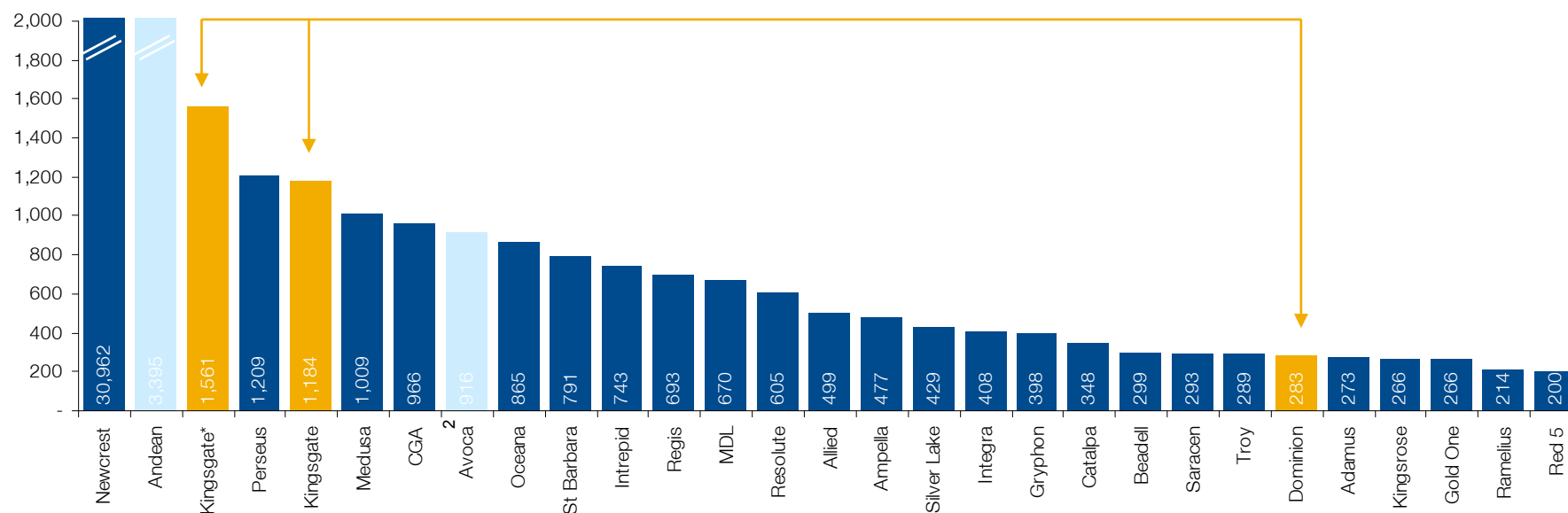


Combination of Kingsgate and Dominion moves to fill the void in the ASX gold sector and establishes a position as the preferred mid-tier gold exposure on the ASX

- Implied A\$1.6 Billion market capitalisation
- 2.4 million ounces Reserves
- 5.3 million ounces Resources
- Potential gold production up to 300,000 ounces per year
- Prospective exploration portfolio



ASX-Listed Gold Companies - Market Capitalisation (A\$m)¹

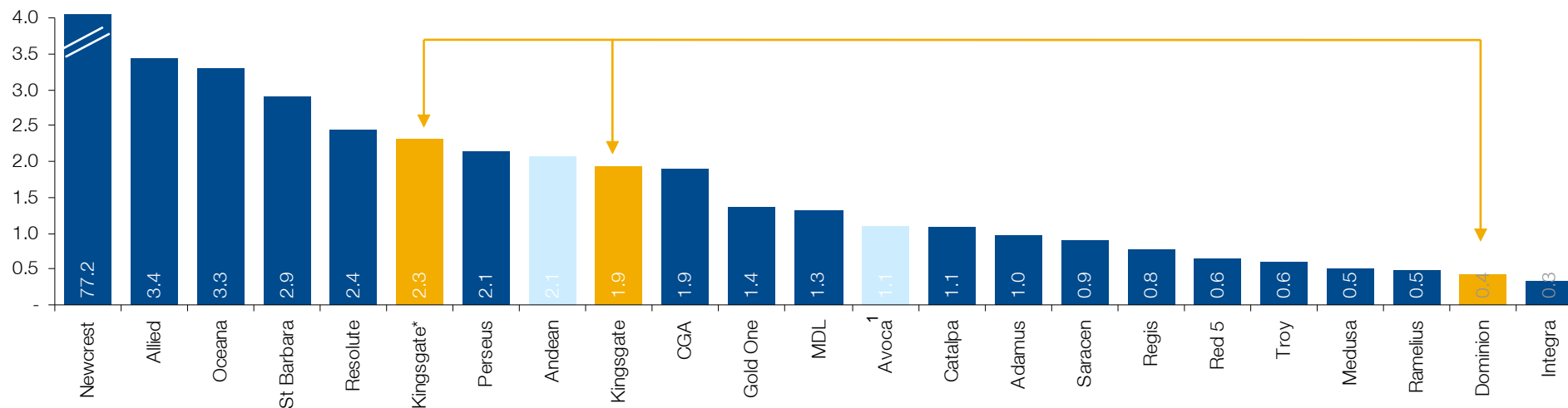


Kingsgate* refers to the combined company following completion of the transaction 1. As at close on 19 October 2010 2. Reflects market capitalisation prior to merger with Anatolia

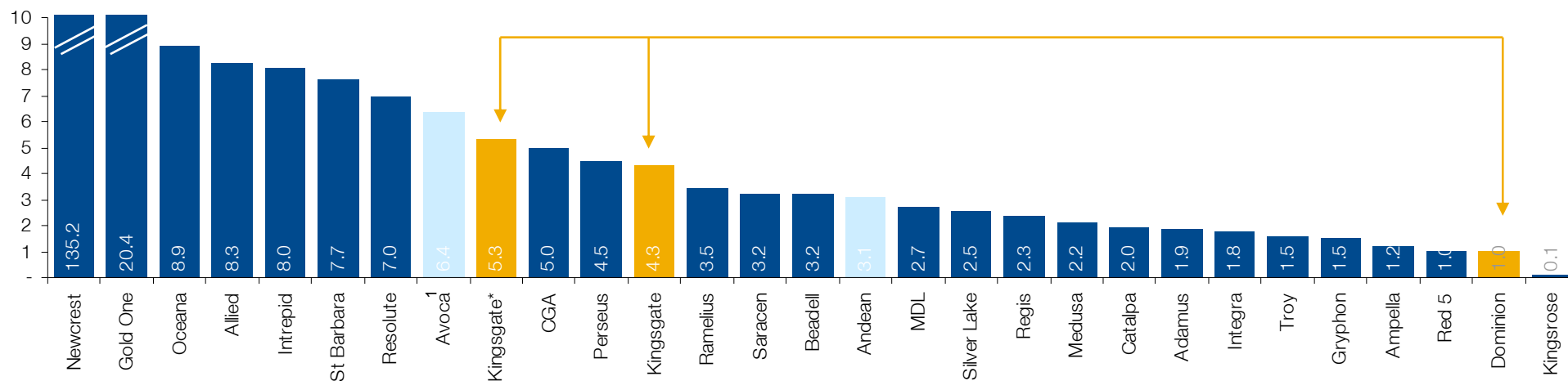


The Premier ASX Mid-Tier Gold Producer

Attributable Reserves (Moz)



Attributable Resources (Moz)



Kingsgate* refers to the combined company following completion of the transaction. Reserves and resources presented on a gold only, attributable basis. As at 19 October 2010 . 1. Prior to merger with Anatolia

Transaction Summary



Transaction	<ul style="list-style-type: none">■ 0.31 Kingsgate shares for every 1 Dominion share■ Unanimously recommended by both Boards■ Implemented via a Dominion scheme of arrangement
Value of Offer	<ul style="list-style-type: none">■ Offer values Dominion at A\$376m■ A\$3.63 per ordinary share outstanding<ul style="list-style-type: none">— Premium of 33% over closing price of Dominion shares on 19 October 2010— Premium of 28% based on Dominion's 5-day VWAP— Premium of 35% based on Dominion's 30-day VWAP■ Ownership of combined entity ~76% Kingsgate and ~24% Dominion
Key Terms	<ul style="list-style-type: none">■ Customary no shop / no talk provisions■ Kingsgate right to match a competing offer■ Share sale facility for eligible shareholders
Conditions	<ul style="list-style-type: none">■ Regulatory and court approvals, including FIRB■ Dominion shareholder approval<ul style="list-style-type: none">— 75% by number of shares voted— 50% by number of holders voting
Board of Directors	<ul style="list-style-type: none">■ Peter Alexander to join Board of Kingsgate
Indicative Timetable	<ul style="list-style-type: none">■ Scheme documentation to be sent to shareholders by late December■ Dominion shareholder meeting to be held in late January 2011■ Anticipated transaction completion in early February 2011



Benefits to Kingsgate Shareholders

- ✔ Increases and diversifies reserve and resource base
- ✔ Significantly adds to Kingsgate's gold production
- ✔ Enhanced cashflow from combined operations
- ✔ Combined exploration portfolio for continued organic growth
- ✔ Adds underground mining skills to Kingsgate's operating expertise
- ✔ Agreed transaction has allowed due diligence, reducing acquisition risk
- ✔ Increased size and market presence

Benefits to Dominion Shareholders



- ✓ Attractive premium
- ✓ Strengthened financial platform and enhanced access to capital to underpin development of exploration portfolio
- ✓ Operational and growth diversification through exposure to Kingsgate's prospective Chatree operations
- ✓ Share in the combined entity's improved scale and market presence



Executing the Strategy for the Combined Entity





Forward Strategy for “New” Kingsgate

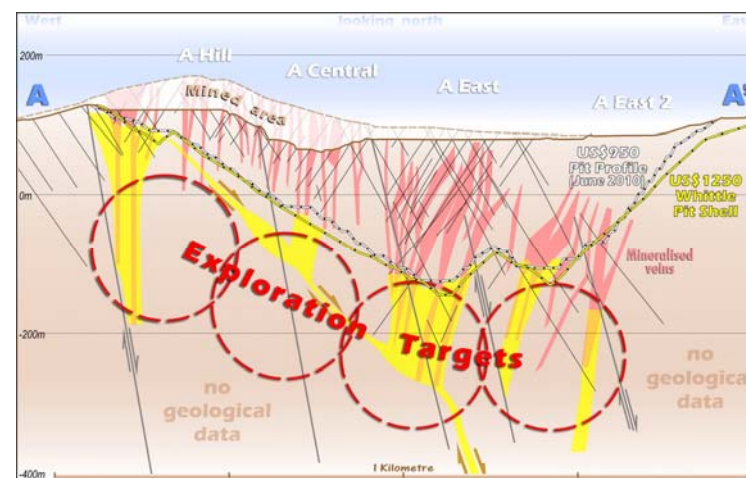
Overall	<ul style="list-style-type: none">■ Continued focus on gold■ Expand portfolio in Australasia, South East Asia and South America■ Look to build diverse portfolio of exploration, development and producing assets
Chatree	<ul style="list-style-type: none">■ Continue high margin gold production■ Complete expansion plans■ Timing of the IPO to be reviewed
Challenger	<ul style="list-style-type: none">■ Optimise underground production■ Look to develop near mine exploration opportunities
Growth focus	<ul style="list-style-type: none">■ Leverage Kingsgate and Dominion’s exploration, development and operating capabilities to add value for shareholders■ Continue to pursue additional growth initiatives to provide balance across the portfolio of operating and growth assets



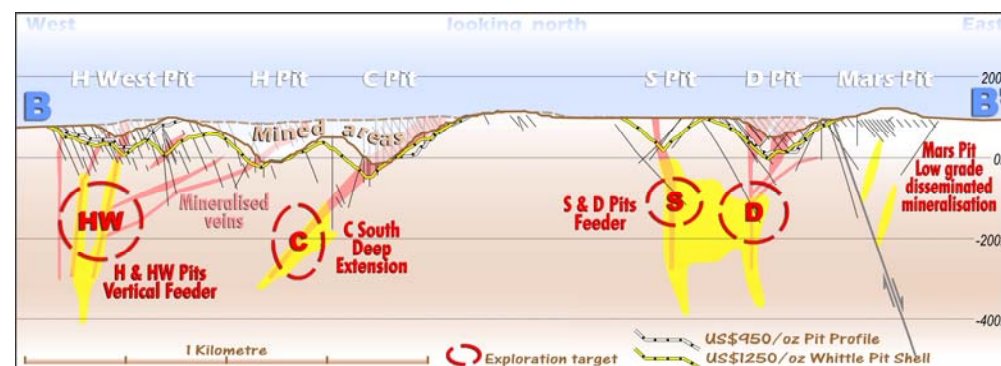
Maximising Chatree Potential

- Recent drilling to extend mineral resources at the Chatree Mine has intersected new high grade gold zones, confirming the **high grade underground potential at Chatree**
- **Transaction Value-add:**
 - Near-term opportunity to leverage Dominion management's underground mining expertise to accelerate high-grade underground development at Chatree

Section through Chatree North A pit



West-east cross section through Chatree mining leases

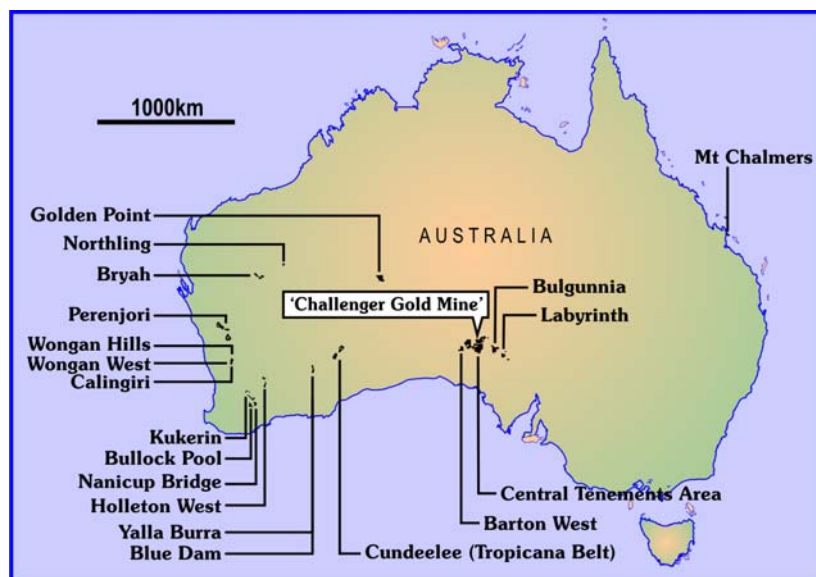




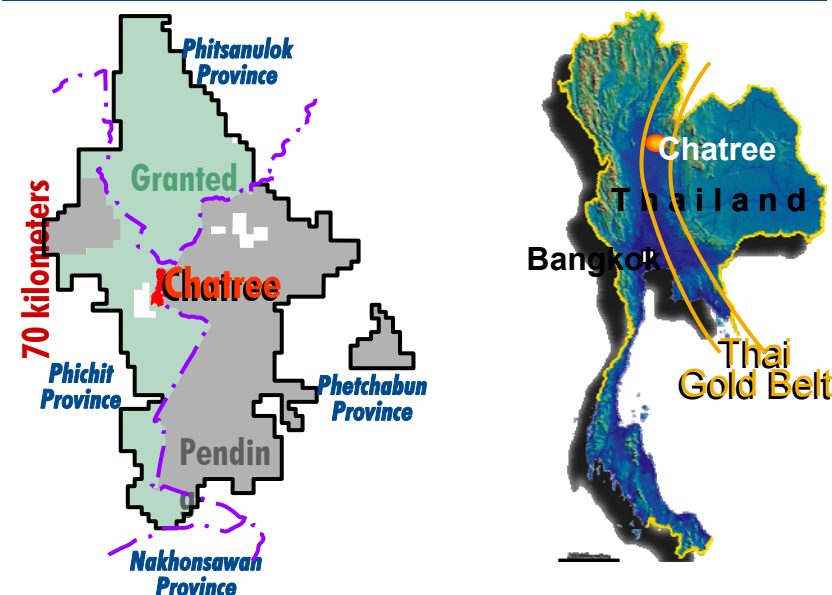
Enhanced Exploration Portfolio

- Merger creates significant regional exploration portfolio across Australia as well as South East Asia
- Strong balance sheet and cash flow would enable increased regional exploration program across all tenements

Australian Exploration Potential



Thailand Exploration Potential



Strong Financial Platform



Creates strong financial platform for future growth



Revenue (2010): A\$247M



EBITDA (2010): A\$125M



No debt and \$47M net cash


*Strong
Balance Sheet
to fund
commitments*

*Organic growth,
including
enhanced
exploration*

*Flexibility for
future
acquisitions*



Other Information



Pro Forma Market Cap and Operations



	Kingsgate	Dominion	Kingsgate Pro Forma*
Closing Share Price (19 October 2010)	\$11.71	\$2.73	\$11.71
Share Price – 30 day VWAP	\$11.61	\$2.69	
Shares on Issue	101.1m	103.5m	
Fully Diluted Shares on Issue ¹	102.8m	110.7m	133.3m
Market Capitalisation	A\$1,184m	A\$283m	A\$1,561m
Cash and Equivalents ²	A\$32m	A\$15m	A\$47m
Debt	Nil	Nil	Nil
2010 Production (ounces)	133,628	80,570	213,198

* Kingsgate post Dominion acquisition

1. Assumes Kingsgate acquires all outstanding Dominion options for KCN shares

2. Cash balances at 30 June 2010 adjusted for final dividends of both companies; includes bullion



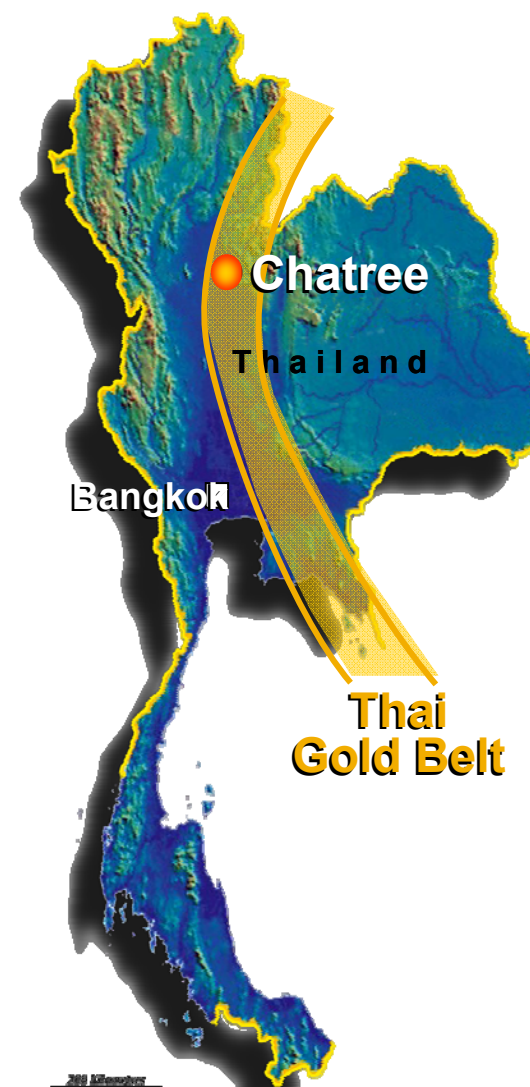
About Kingsgate and Dominion



Overview of Kingsgate



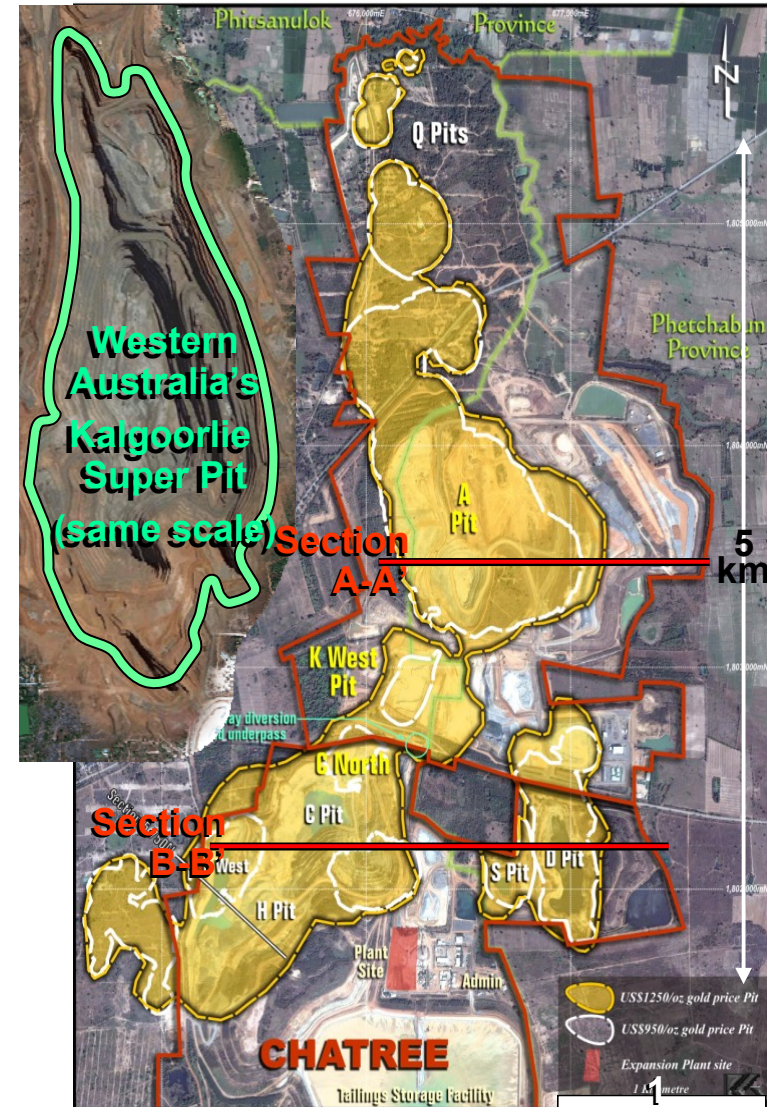
- 2nd Largest ASX Gold producer (by Market Cap)
- Key asset: Chatree Mine, Thailand
- Producing: ~9 years, >1Moz poured
- Mine life: 12+ years with expansion
- Mkt Cap: ~A\$1.2 Billion
- Shares: 101.1 Million, 1.7M options
- 3rd best performing ASX200 stock over last decade
- Highest dividend paying gold stock
- Stock widely held by:
 - Insto's: 19% Aust, 20% USA, 18% Europe/UK, 3% Asia
 - Retail: 28%
 - Directors: 8%



Kingsgate's World Class Chatree Gold Deposit



- “World Class” Deposits are >5 Moz
- Chatree ~6Moz to date & growing (including mined to date)
- 1.9 Moz Ore Reserve 4.3 Moz Mineral Resource



km

Overview of Dominion



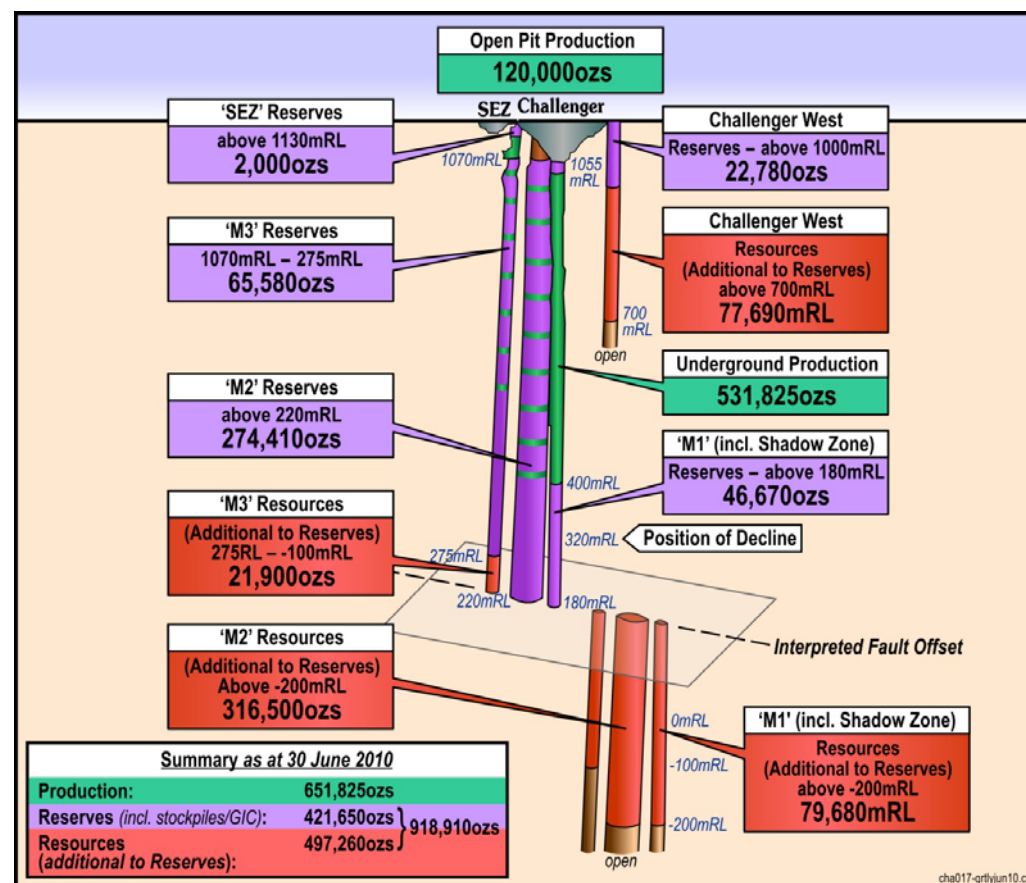
- Approximately 100,000 ounce per annum producer from the Challenger mine in South Australia
- Mine life of around 4 years based on current reserves and production
- Mine life of around 9 years based on current resources and production
- Numerous exploration targets to increase current reserve and resource position
- Ungearing balance sheet and healthy cash balance
- Prospective portfolio of regional exploration tenements and applications in Western Australia, South Australia and Laos






Dominion's Challenger Gold Project

- Discovered May 1995 and development commenced March 2002
- Historical open pit production of around 120,000 ounces at A\$280/ounce
- Underground commissioned in July 2005
- Production (FY2006 to FY2010) of 504,922 ounces
 - Cash costs of A\$402/ounce
 - Average head grade of 8.2g/t Au
- Reserves (as at June 30, 2010) of 421,650 ounces
- Resources (as at June 30, 2010) of 950,220 ounces
- Challenger has shown strong reserve growth since commencement and further increases in the reserve position are anticipated





Appendix





Chatree Ore Reserves as at 30 June 2010 (>0.4g/t gold cut-off grade)

Source	Category	Tonnes (millions)	Gold Grade (g/t)	Silver Grade (g/t)	Gold Contained (million ounces)	Silver Contained (million ounces)
From Pits	Proved	37.4	1.00	9.5	1.20	11.42
	Probable	18.7	0.98	8.4	0.59	5.02
Stockpiles		5.6	0.79	12.1	0.14	2.19
Chatree Total	Total	61.7	0.97	9.4	1.93	18.63

Chatree Mineral Resources Inclusive of Ore Reserves as at 30 June 2010 (>0.3g/t gold cut-off grade)

Source	Category	Tonnes (millions)	Gold Grade (g/t)	Silver Grade (g/t)	Gold Contained (million ounces)	Silver Contained (million ounces)
From Pits	Measured	79.8	0.81	7.4	2.07	18.85
	Indicated	56.7	0.76	6.1	1.39	11.07
	Inferred	31.4	0.71	4.8	0.72	4.86
Stockpiles		5.6	0.79	12.1	0.14	2.19
Chatree Total	Total	173.5	0.77	6.6	4.32	36.97

Competent Persons Statement:

Information in this presentation relates to Exploration Results, Mineral Resource and Ore Reserve estimates based on information compiled by the following Competent Persons: Ron James, Fiona Davidson, Guy Davies and Suphanit Suphananthi who are employees of the Kingsgate Group and members of The Australasian Institute of Mining and Metallurgy and Rob Spiers who is an employee of Hellman & Schofield Pty Ltd and member of The Australian Institute of Geoscientists. These people qualify as Competent Persons as defined in the Australasian Code for Reporting of Exploration Results, Mineral Resources and Ore Reserves (the JORC Code, 2004 edition) and possess relevant experience in relation to the mineralisation being reported herein as Exploration Results, Mineral Resources and Ore Reserves. Each Competent Person has consented to the Public Reporting of these statements and the inclusion of the material in the form and context in which it appears.



Challenger Ore Reserves as at 30 June 2010

Source	Category	Tonnes (thousands)	Gold Grade (g/t)	Gold Contained (thousand ounces)
From Mine	Proved	318	5.8	59
	Probable	1,834	6.0	352
Stockpiles		157	2.1	9
Challenger Total	Total	2,310	5.7	420

Challenger Mineral Resources as at 30 June 2010

Source	Category	Tonnes (thousands)	Gold Grade (g/t)	Gold Contained (thousand ounces)
From Mine	Measured	310	6.3	63
	Indicated	2,232	6.4	460
	Inferred	1,672	7.8	418
Stockpiles		157	1.8	8
Challenger Total	Total	4,371	6.8	950

Competent Persons Statement:

The information in this presentation that relates to Exploration Results, Mineral Resources or Ore Reserves is based on information compiled by Peter Bamford, Tony Poustie and Paul Androvic who are full-time employees of the Company, members of the Australasian Institute of Mining and Metallurgy. Peter Bamford, Tony Poustie and Paul Androvic have sufficient experience, which is relevant to the style of mineralisation and type of deposit under consideration and to the activity, which they are undertaking to qualify as Competent Persons as defined in the 2004 Edition of the 'Australasian Code for Reporting of Exploration Results, Mineral Resources and Ore Reserves'. Peter Bamford, Tony Poustie and Paul Androvic, consent to the inclusion in the report of the matters based on their information in the form and context in which it appears.