

ATANASKOVIC HARTNELL

LAWYERS - CORPORATE, FINANCE & TAXATION

Our reference: 4456
Partner responsible: John Atanaskovic
Writer's direct line: +61(2) 9777 7000
Writer's e-mail address: jla@ah.com.au

Atanaskovic Hartnell House
75-85 Elizabeth Street
Sydney NSW 2000
Australia

Phone: +61(2) 9777 7000
Fax: +61(2) 9777 8777
Website: www.ah.com.au

sent by fax to +61 2 9347 0005

29 June 2011

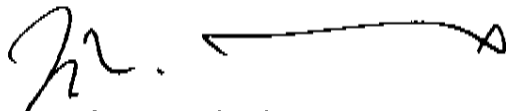
The Manager,
Company Announcements Office
Australian Securities Exchange Limited
Level 8, Exchange Plaza, 2 The Esplanade,
Perth, WA, 6000

Dear Sir

MINARA RECOURCES LIMITED

We act for Glencore International AG and had been requested by our client to send to you the accompanying substantial holder notice (form 604) and attached schedule.

Yours faithfully



John Atanaskovic

Form 604

Corporations Act 2001
Section 671B

Notice of change of interests of substantial holder

To Company Name/Scheme	Minara Resources Limited
ACN/ARSN	076 717 505

1. Details of substantial holder (1)

Name	Glencore International AG, and its related bodies corporate, including Glencore International plc
------	---

There was a change in the interests of the substantial holder on 27/06/11

The previous notice was given to the company on 08/12/08

The previous notice was dated 05/12/08

2. Previous and present voting power

The total number of votes attached to all the voting shares in the company or voting interests in the scheme that the substantial holder or an associate (2) had a relevant interest (3) in when last required, and when now required, to give a substantial holding notice to the company or scheme, are as follows:

Class of securities (4)	Previous notice		Present notice	
	Person's votes	Voting power (5)	Person's votes	Voting power (5)
Ordinary fully paid	824,829,760	70.63%	840,731,786	71.89%

Voting power in each case is based on the issued ordinary share capital for Minara Resources Limited as disclosed on the ASX announcements platform as at the date of the relevant notice.

3. Changes in relevant interests

Particulars of each change in, or change in the nature of, a relevant interest of the substantial holder or an associate in voting securities of the company or scheme, since the substantial holder was last required to give a substantial holding notice to the company or scheme are as follows:

Date of change	Person whose relevant interest changed	Nature of change (6)	Consideration given in relation to change (7)	Class and number of securities affected	Person's votes affected
See attached schedule	Glencore International AG	Purchases of fully paid ordinary shares on the ASX on the dates and at the prices per ordinary share indicated on the attached schedule	Prices per ordinary share as indicated on the attached schedule	15,902,026 ordinary shares	15,902,026

4. Present relevant interests

Particulars of each relevant interest of the substantial holder in voting securities after the change are as follows:

Holder of relevant interest	Registered holder of securities	Person entitled to be registered as holder (8)	Nature of relevant interest (6)	Class and number of securities	Person's votes
Glencore International AG	Unknown	Glencore International AG	Relevant interest arises under section 608(1)(c) of the Corporations Act	840,731,786 ordinary shares	840,731,786

5. Changes in association

9721058_1

The persons who have become associates (2) of, ceased to be associates of, or have changed the nature of their association (9) with, the substantial holder in relation to voting interests in the company or scheme are as follows:


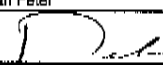
Name and ACN/ARSN (if applicable)	Nature of association
Glencore International plc	New holding company of Glencore International AG

6. Addresses

The addresses of persons named in this form are as follows:

Name	Address
Glencore International AG	Baarermtstrasse 3, PO Box 777, CH-6341, Baar, Switzerland
Glencore International plc	Queansway House, Hillgrove Street, Jersey, JE1 1ES

Signature


Name	Steven Kalmin	Capacity	Officer
Signature		Date	27/06/11
Name	Stefan Peter	Capacity	Officer
Signature		Date	27/06/11


DIRECTIONS

- (1) If there are a number of substantial holders with similar or related relevant interests (eg a corporation and its related corporations, or the manager and trustee of an equity trust), the names could be included in an annexure to the form. If the relevant interests of a group of persons are essentially similar, they may be referred to throughout the form as a specifically named group if the membership of each group, with the names and addresses of members is clearly set out in paragraph 6 of the form.
- (2) See the definition of "associate" in section 9 of the Corporations Act 2001.
- (3) See the definition of "relevant interest" in sections 608 and 671B(7) of the Corporations Act 2001.
- (4) The voting shares of a company constitute one class unless divided into separate classes.
- (5) The person's votes divided by the total votes in the body corporate or scheme multiplied by 100.
- (6) Include details of:
 - (a) any relevant agreement or other circumstances because of which the change in relevant interest occurred. If subsection 671B(4) applies, a copy of any document setting out the terms of any relevant agreement, and a statement by the person giving full and accurate details of any contract, scheme or arrangement, must accompany this form, together with a written statement certifying this contract, scheme or arrangement; and
 - (b) any qualification of the power of a person to exercise, control the exercise of, or influence the exercise of, the voting powers or disposal of the securities to which the relevant interest relates (indicating clearly the particular securities to which the qualification applies).

See the definition of "relevant agreement" in section 9 of the Corporations Act 2001.
- (7) Details of the consideration must include any and all benefits, money and other, that any person from whom a relevant interest was acquired has, or may, become entitled to receive in relation to that acquisition. Details must be included even if the benefit is conditional on the happening or not of a contingency. Details must be included of any benefit paid on behalf of the substantial holder or its associate in relation to the acquisitions, even if they are not paid directly to the person from whom the relevant interest was acquired.
- (8) If the substantial holder is unable to determine the identity of the person (eg if the relevant interest arises because of an option) write "unknown".
- (9) Give details, if appropriate, of the present association and any change in that association since the last substantial holding notice.

This and the next 25 pages comprises the schedule referred to in Form 601 (Notice of change of interests of substantial holder) dated 27 June 2011 given by Glencore International AG

Name	Steven Kalmin	Capacity	Officer
Signature		Date	27/06/11

Name	Stefan Peter	Capacity	Officer
Signature		Date	27/06/11

Friday, 17 June 2011		Monday, 20 June 2011		Tuesday, 21 June 2011	
Price Paid (Acps)	Volume (Shares)	Price Paid (Acps)	Volume (Shares)	Price Paid (Acps)	Volume (Shares)
69.50	432	69.50	50'000	73.00	10'000
69.50	3'683	69.50	9'900	73.00	8'250
69.50	4'682	69.50	191'665	73.00	1'804
69.50	8	69.50	208'335	73.00	253
69.50	1	69.50	6'591	73.00	17'897
69.50	192	69.50	5'074	73.00	49'250
69.50	8	69.00	1'663	73.00	45'095
69.50	1'726	69.00	4'460	73.00	18'544
69.50	1	69.50	4'666	73.00	10'466
69.50	4	69.50	1'049	73.00	1'000
69.50	4	69.50	12'500	73.00	20'000
69.50	388'144	69.50	25'000	73.00	262
69.50	455'856	69.50	2'987	73.00	14'977
69.50	542'244	69.50	4'719	73.00	17'528
69.50	45'000	69.50	4'444	73.00	2'515
69.50	35'000	69.50	158	73.00	2'170
70.00	6'273	69.50	4'444	73.00	6'302
70.00	33'400	69.50	36	73.00	1'246
70.00	327	69.50	39'997	73.00	7'735
70.00	215	69.50	50'000	73.00	8'671
70.00	10'186	69.00	3'195	73.00	3'594
70.00	1'437	69.00	15'845	73.00	15'000
70.00	25	69.00	12'660	73.00	9'887
70.00	57	69.00	908	73.00	50'000
70.00	12'020	69.00	49	73.00	5'966
70.00	63'377	69.50	150'000	73.00	2'420
70.00	7'683	69.50	4'560	73.00	4'986
69.50	3'999	69.50	325	73.00	3'084
69.50	11'523	69.50	36'678	73.00	10'000
69.50	1'258	69.50	47'249	73.00	3'677
69.50	3	69.50	2'751	73.00	1'879
69.50	236	69.50	47'249	73.00	58
69.50	10'532	69.50	2'751	73.00	50'000
69.50	48	69.50	47'249	73.00	6'673
69.50	200	69.50	2'751	73.00	6'143
69.50	1'987	69.50	47'249	73.00	2'390
69.50	136	69.50	2'751	73.00	2'857
69.50	4	69.50	47'249	73.00	4'234
69.50	381	69.50	2'751	73.00	2'857
69.50	8'992	69.50	47'249	73.00	6'502
69.50	8'510	69.50	2'751	73.00	6'143
69.50	25'000	69.50	47'249	73.00	10'000
69.50	103	69.50	275	73.00	6'818
69.50	44	69.50	2'476	73.00	6'920
69.50	300	69.50	47'524	73.00	5'966
69.50	1'744	69.50	248	73.00	5'966
69.50	35'000	69.50	2'228	73.00	282
69.50	873	69.50	47'772	73.00	9'312
69.50	7	69.50	2'228	73.00	90'000
69.50	57	69.50	2'460	73.00	3'497
69.50	102	69.50	50'000	73.00	6'125
69.50	91	69.50	2'540	73.00	11'794
69.50	40	69.50	47'460	73.00	11'795
69.50	325	69.50	6'984	73.00	2'450
69.50	1	69.50	5'556	73.00	9'339
69.50	2'065	69.50	19'444	73.00	20'959
69.50	676	69.50	5'556	73.00	100'000
69.50	1	69.50	5'556	73.00	5'543
69.50	128	69.50	50'000	73.00	6
69.50	1	69.50	144	73.00	2'170
69.50	25	69.50	9'300	73.00	1'322
69.50	17	69.50	1'270	73.00	3'057

Friday, 17 June 2011		Monday, 20 June 2011		Tuesday, 21 June 2011	
Price Paid (Acps)	Volume (Shares)	Price Paid (Acps)	Volume (Shares)	Price Paid (Acps)	Volume (Shares)
69.50	350	69.50	50'000	73.00	257
69.50	19	69.50	4'218	73.00	11'419
69.50	2	69.50	8'163	73.00	15'197
69.50	351	69.50	243	73.00	15'070
69.50	2'092	69.50	1'108	73.00	16'257
70.00	985	69.50	23'894	73.00	7'663
70.00	78	69.50	3'818	73.00	50'000
70.00	150	69.50	271	73.00	5'000
70.00	25'000	69.50	765	73.00	5'000
70.00	40	69.50	1'252	73.00	2'080
70.00	3'797	69.50	18'748	73.00	4'000
69.50	1'537	69.50	280	73.00	6'786
69.50	133	69.50	972	73.00	39
69.50	159	69.50	5'890	73.00	58'175
69.50	2'624	69.50	5'850	73.00	100'000
70.00	734	69.50	25'000	73.00	3'089
70.00	384	69.50	270	73.00	2'710
70.00	4	69.50	6'990	73.00	50'000
70.00	8	69.50	21'246	73.00	87
70.00	3'367	69.50	263	73.00	4'114
70.00	25'000	69.50	25'000	73.00	190
70.00	432	69.50	9'997	73.00	4'360
70.00	71	69.50	10'772	73.00	5'450
70.00	1'278	69.50	10'000	73.00	50'000
70.00	25'000	69.50	122	73.00	5'456
70.00	2'076	69.50	600	73.00	32
70.00	239	69.00	11'000	73.00	3'897
70.00	1'387	69.00	848	73.00	17'201
70.00	20	69.00	14'535	73.00	223
69.50	43	69.00	20'000	73.00	2'646
69.50	4	69.00	17'564	73.00	10'545
69.50	375	69.00	8'244	73.00	19'013
69.50	4	69.00	16'637	73.00	2'019
69.50	400	69.00	39'555	73.00	5'000
69.50	113	69.00	10'445	73.00	7'641
69.50	41	69.00	383	73.00	5'238
69.50	1'750	69.00	9'824	73.00	1'702
69.50	3	69.00	14'132	73.00	4'548
69.50	3	69.00	25'216	73.00	43
70.00	218	69.00	24'784	73.00	4'796
70.00	44	69.00	1'990	72.00	976
70.00	5'396	69.00	95	72.00	40'178
70.00	5'564	69.00	131	72.00	355
70.00	7'500	69.00	3'000	72.00	4'527
70.00	4	69.00	27'000	72.00	2'663
70.00	25	69.00	18'613	72.00	2'643
70.00	492	69.00	625	72.00	1'024
70.00	492	69.50	172	72.00	4'080
70.00	2'097	69.50	12'182	72.00	975
70.00	9'217	69.50	15'000	72.00	77'572
70.00	239	69.50	1'947	72.00	10'000
70.00	1'054	69.50	7'422	72.00	20'000
70.00	753	69.50	3'277	72.00	2'140
70.00	11'907	69.00	12'282	72.00	1'357
70.00	30'000	69.00	15'977	72.00	59
69.50	104	69.50	21'723	72.00	5'000
69.50	425	69.50	6'914	72.00	22'000
69.50	239	69.50	532	72.00	5'427
69.50	6'700	69.50	4'042	71.50	52
69.50	16	69.50	5'021	71.50	10'654
69.50	200	69.50	264	71.50	1'381
69.50	12	69.50	1'504	71.50	32'619

Friday, 17 June 2011		Monday, 20 June 2011		Tuesday, 21 June 2011		
Price Paid (Acps)	Volume (Shares)	Price Paid (Acps)	Volume (Shares)	Price Paid (Acps)	Volume (Shares)	
69.50	25	69.50	89.50	10'586	71.50	10'236
69.50	1'952	69.50	69.50	10'000	71.50	44
69.50	455	69.50	69.50	3'628	71.50	44
69.50	135	69.50	69.50	80	71.50	40
69.50	325	69.50	69.50	9'806	71.50	1'321
69.50	538	69.50	69.50	5'690	71.50	2'628
69.50	132	69.00	69.00	5'751	71.50	37
69.50	500	69.50	69.50	6'534	71.50	2'399
69.50	624	69.50	69.50	548	71.50	2'162
69.50	1'934	69.50	69.50	4'929	71.50	171
69.50	2'360	69.50	69.50	8'769	71.50	2'248
69.50	3'064	69.50	69.50	3'686	71.50	10'648
69.50	114	69.50	69.50	260	71.50	2'529
69.50	1'247	69.50	69.50	5'790	71.50	2'269
69.50	3'555	69.50	69.50	6'648	71.50	38
69.50	206	69.50	69.50	2'826	71.50	3'877
70.00	5'053	69.00	69.00	765	71.50	1'311
70.00	8'163	69.00	69.00	558	71.50	1'087
70.00	100	69.00	69.00	434	71.50	2'528
70.00	1'906	69.00	69.00	625	71.50	2'204
70.00	2'707	69.50	69.50	6'208	71.50	2'399
70.00	4	69.50	69.50	3'792	71.50	2'225
70.00	2'163	69.50	69.50	961	71.50	20'000
70.00	2'354	69.50	69.50	19'394	71.50	2'194
70.00	10'335	69.50	69.50	4'692	71.50	38
70.00	3	69.50	69.50	739	71.50	2'395
70.00	10'000	69.50	69.50	10'048	71.50	2'373
70.00	112	69.50	69.50	3'030	71.50	103
70.00	239	69.50	69.50	16'902	71.50	20'063
70.00	3'541	69.50	69.50	9'998	71.50	2'265
70.00	1'444	69.50	69.50	11'985	71.50	128
70.00	22	69.50	69.50	1'071	71.50	45'000
70.00	125	69.50	69.50	58	71.50	42'028
70.00	1'729	69.50	69.50	1'122	71.50	472
69.50	1'781	69.00	69.00	12'514	71.50	2'417
69.50	125	69.00	69.00	18	71.50	1
69.50	375	69.00	69.00	94	71.50	33
69.50	112	69.00	69.00	581	71.50	234
69.50	931	69.00	69.00	2'156	71.50	34
69.50	239	69.00	69.00	11'087	71.50	2'100
69.50	9'999	69.00	69.00	13'550	71.50	6'320
69.50	1'733	69.00	69.00	6'730	71.50	2'677
69.50	575	69.00	69.00	438	71.50	32
69.50	108	69.00	69.00	7'877	71.50	4'773
69.50	14'748	69.00	69.00	19'580	71.50	17'500
69.50	1'298	69.00	69.00	1'973	71.50	5'688
70.00	1'731	69.00	69.00	3'432	71.50	191
70.00	1'428	69.00	69.00	2'270	71.50	20'000
70.00	4	69.00	69.00	16'002	71.50	20'000
70.00	200	69.00	69.00	16'298	71.00	12'689
70.00	1'719	69.00	69.00	8'745	71.00	25
70.00	1'981	69.00	69.00	10'000	71.00	32
70.00	2'159	69.50	69.50	20'309	71.50	35'000
70.00	208	69.50	69.50	2'157	71.50	556
70.00	239	69.50	69.50	9'999	71.50	4'656
70.00	48'000	69.50	69.50	444	71.50	30'000
70.00	12'331	69.50	69.50	2'176	71.50	900
70.00	60'000	69.50	69.50	220	71.50	4'513
69.50	968	69.50	69.50	2'485	71.50	2'378
69.50	3'018	69.50	69.50	160	71.50	1'379
69.50	208	69.50	69.50	210	71.50	31
69.50	1'674	69.50	69.50	3'451	71.50	7'714

Friday, 17 June 2011		Monday, 20 June 2011		Tuesday, 21 June 2011	
Price Paid (Acps)	Volume (Shares)	Price Paid (Acps)	Volume (Shares)	Price Paid (Acps)	Volume (Shares)
69.50	68	69.50	4'513	71.50	11'068
69.50	581	69.50	1'286	71.50	2'784
69.50	581	69.50	380	71.50	1'423
69.50	3'367	69.50	8'382	71.50	6'446
69.50	23'237	69.50	9'445	71.50	2'400
69.50	206	69.50	861	71.50	8'752
69.50	125	69.50	173	71.50	11'137
69.50	220	69.50	1'139	71.50	835
69.50	1'862	69.00	789	71.50	937
69.50	216	69.00	288	71.50	2'836
69.50	1'824	69.00	17'540	71.50	5'689
69.50	222	69.00	1'600	71.50	960
69.50	2'024	69.50	16'043	71.50	4'621
69.50	10	69.50	169	71.50	7
69.50	94	69.50	260	71.50	1'194
69.50	20	69.50	25'000	71.50	5'784
69.50	64	69.50	5'008	71.50	13'986
69.50	798	69.50	13'520	71.50	6'038
69.50	130	69.00	6'794	71.50	161
69.50	115	69.00	3'744	71.50	2'495
69.50	2'074	69.00	6'256	71.50	2'553
69.50	201	69.00	20'000	71.50	3'054
69.50	81	69.50	3'911	71.50	7'614
69.50	2'386	69.50	47'808	71.50	1'023
69.50	886	69.50	285	71.50	96
69.50	7'492	69.50	2'020	71.50	480
69.50	272	69.50	15'000	71.00	7'127
69.50	2'303	69.50	9'972	71.00	543
69.50	513	69.50	200	71.00	6'340
69.50	111	69.00	420	71.50	33'500
69.00	51'264	69.00	2'210	71.50	4'490
69.00	25	69.00	19'118	71.50	324
69.00	611	69.00	49'256	71.50	29
69.00	25	69.00	50'744	71.50	20'000
69.00	432	69.00	9'932	71.50	996
69.00	25	69.00	9'324	71.50	34
69.00	576	69.00	40'676	71.50	9'127
69.00	25	69.00	3'315	71.50	16'648
69.00	604	69.00	242	71.50	2'648
69.00	91	69.00	12'819	71.50	2'918
69.00	4	69.00	17'948	71.50	297
69.00	25	69.00	32'052	71.50	1'909
69.00	661	69.00	6'747	71.50	2'128
69.00	4	69.00	478	71.50	1'500
69.00	50	69.00	18'046	71.50	345
69.00	4	69.00	42'677	71.50	144
69.00	574	69.00	31'000	71.50	73'000
69.50	12'075	69.00	29'958	71.50	30'000
69.50	1'323	69.00	5'000	71.50	18'463
69.50	12'641	69.00	625	71.00	26'000
69.50	28	69.00	503	71.00	9'715
69.50	5	69.00	3'890	71.00	29
69.50	12'427	69.00	247	71.00	5'849
69.50	239	69.00	7'514	71.00	163
69.50	10'898	69.00	7'263	71.00	30
69.50	3'625	69.00	7'737	71.00	30
69.50	9'284	69.00	15'000	71.00	3'440
69.50	1'530	69.00	14'283	71.00	30
69.50	12	69.00	237	71.00	5'000
69.50	10'000	69.00	8'000	71.00	2'654
69.50	714	69.00	242	71.00	29
69.50	199	69.00	4'347	71.00	3'000

Friday, 17 June 2011		Monday, 20 June 2011		Tuesday, 21 June 2011	
Price Paid (Acps)	Volume (Shares)	Price Paid (Acps)	Volume (Shares)	Price Paid (Acps)	Volume (Shares)
69.00	632	69.00	231	71.00	4'400
69.00	59	69.00	13'988	71.00	10'934
69.00	530	69.00	404	71.00	489
69.00	58	69.00	51	71.00	6'921
69.00	522	69.00	32'500	71.00	62'287
69.00	59	69.50	253	71.00	30'620
69.00	532	69.50	10'033	71.00	30
69.00	60	69.50	7'919	71.00	1'408
69.00	536	69.50	1'795	71.00	2'816
69.00	81	69.50	8'238	71.00	29
69.00	729	69.50	1'844	71.00	102
69.00	60	69.50	3'826	71.00	91
69.00	546	69.50	102	71.00	2'455
69.00	58	69.50	342	71.00	87'449
69.00	516	69.50	648	71.00	12'470
69.00	49	69.50	49'352	71.00	30
69.00	448	69.50	4'212	71.00	7'395
69.00	101	69.50	150	71.00	17'605
69.00	908	69.50	1'286	71.00	7'803
69.00	175	69.50	2'714	71.00	7'197
69.00	1'571	69.50	1'941	70.50	3'853
69.00	13	69.50	10'000	71.00	9'622
69.00	240	69.50	8	71.00	5'000
69.00	114	69.50	337	71.00	21'164
69.00	2'274	69.50	8'417	71.00	50'000
69.00	1'030	69.50	12	71.00	9'214
69.00	321	69.50	3'329	70.50	133
69.00	2'241	69.50	808	70.50	895
69.00	113	69.50	3'484	70.50	119
69.00	650	70.00	33'393	70.00	294
69.00	1'018	70.00	121	Total:	2'635'082
69.00	12	70.00	1'486		
69.00	9	69.50	1'797		
69.00	200	69.50	2'212		
69.00	76	70.00	2'982		
69.00	184	70.00	63		
69.00	2'485	70.00	7'248		
69.00	1'345	70.00	4'707		
69.00	451	69.50	1'858		
69.00	16'168	69.50	6'079		
69.00	202	69.50	5'504		
69.00	1'811	70.00	38'496		
69.00	213	70.00	2'547		
69.00	1'870	70.00	770		
69.00	100	70.00	2'885		
69.00	239	70.00	4'000		
69.00	5'868	70.00	1'100		
69.00	6'069	70.00	402		
69.00	2'113	Total:	3'425'547		
69.00	625				
69.00	4'011				
69.00	125				
69.00	11'968				
69.00	27'612				
69.00	32'388				
69.00	3				
69.00	50				
69.00	147				
69.00	1'111				
69.00	800				
69.00	4				
69.00	2'019				

Friday, 17 June 2011		Monday, 20 June 2011		Tuesday, 21 June 2011	
<i>Price Paid (Acps)</i>	<i>Volume (Shares)</i>	<i>Price Paid (Acps)</i>	<i>Volume (Shares)</i>	<i>Price Paid (Acps)</i>	<i>Volume (Shares)</i>
69.00	131				
69.00	234				
69.00	1'998				
69.00	239				
69.00	5'878				
69.00	2'014				
69.00	275				
69.00	2'480				
69.00	10				
69.00	668				
69.00	85				
69.00	6'075				
69.00	13				
69.00	24				
69.00	791				
69.00	217				
69.00	115				
69.00	180				
69.00	1'443				
69.00	25				
69.00	225				
69.00	1'040				
69.00	9'004				
69.00	250				
69.00	804				
69.00	9				
69.00	51				
69.00	180				
69.00	9'042				
69.50	33'420				
69.50	3				
69.50	3'189				
70.00	3'711				
70.00	2'699				
70.00	1'586				
70.00	10'412				
70.00	25'000				
70.00	1'415				
70.00	239				
70.00	233				
70.00	125				
70.00	1'833				
70.00	1'254				
70.00	18'493				
69.50	275				
69.50	263				
69.50	2'177				
69.50	6				
69.50	667				
69.50	1'056				
69.50	438				
69.50	438				
69.50	4'194				
69.50	471				
69.50	400				
69.50	18'345				
69.50	6				
69.50	172				
69.50	50				
69.50	1'424				
69.50	260				
69.50	83				

Friday, 17 June 2011		Monday, 20 June 2011		Tuesday, 21 June 2011	
Price Paid (Acps)	Volume (Shares)	Price Paid (Acps)	Volume (Shares)	Price Paid (Acps)	Volume (Shares)
69.50	19				
69.50	34				
69.50	163				
69.50	450				
69.50	6'997				
70.00	368				
70.00	1'460				
70.00	2'838				
70.00	284				
70.00	50				
70.00	25'000				
70.00	7'823				
70.00	10'325				
70.00	4				
70.00	239				
70.00	352				
70.00	53				
70.00	50				
70.00	1'154				
70.00	22'415				
70.00	1'212				
70.00	25				
70.00	25				
70.00	1'206				
70.00	25				
70.00	92				
70.00	108				
70.00	1'437				
70.00	9				
70.00	174				
70.00	10'000				
70.00	158				
70.00	100				
70.00	1'039				
70.00	68				
70.00	400				
70.00	35				
70.00	50				
70.00	275				
70.00	333				
70.00	5				
70.00	40				
70.00	275				
70.00	239				
70.00	25				
70.00	100				
70.00	10'325				
70.00	1'084				
70.00	8'723				
70.00	6'897				
70.00	3'000				
70.00	475				
70.00	83				
70.00	25				
70.00	25				
70.00	9'500				
70.00	275				
70.00	4'720				
70.00	34'083				
70.50	8'316				
70.50	1'084				
70.50	239				

Friday, 17 June 2011		Monday, 20 June 2011		Tuesday, 21 June 2011	
<i>Price Paid (Acps)</i>	<i>Volume (Shares)</i>	<i>Price Paid (Acps)</i>	<i>Volume (Shares)</i>	<i>Price Paid (Acps)</i>	<i>Volume (Shares)</i>
70.50	10'361				
70.50	25'000				
70.00	600				
70.00	317				
Total:	2'861'244				

Wednesday, 22 June 2011		Thursday, 23 June 2011		Friday, 24 June 2011	
Price Paid (Acps)	Volume (Shares)	Price Paid (Acps)	Volume (Shares)	Price Paid (Acps)	Volume (Shares)
74.00	500	74.00	205'689	73.00	18'510
74.00	69'034	74.00	142'405	73.00	54'589
74.00	35'000	74.00	28'642	73.00	92'662
74.00	40'196	74.00	278'953	73.00	1'239
74.00	2	74.00	221'047	72.50	31'096
74.00	6	74.00	13'423	72.50	3'904
74.00	20	74.00	15'530	73.00	979
74.00	17	74.00	5'873	73.00	2'753
74.00	6	74.00	2'513	73.00	1'773
74.00	35	74.00	36'814	73.00	1'871
74.00	42	74.00	20'548	73.00	1'871
74.00	236	74.00	14'454	73.00	5'848
74.00	2'493	74.00	1'838	73.00	153
74.00	541	74.00	1	73.00	3'895
74.00	232	74.00	1'967	73.00	2'981
74.00	276	74.00	175	73.00	1'548
74.00	398	74.00	6	73.00	6'328
74.00	13'987	74.00	4'557	73.00	9'500
74.00	5'667	74.00	26	73.00	11'017
74.00	5'218	74.00	23'136	73.00	20'883
74.00	3'390	74.00	132	73.00	65
74.00	237	74.00	54	73.00	10'167
74.00	230	74.00	1'814	73.00	24'600
74.00	1'500	74.00	1'423	73.00	1'858
74.00	322	74.00	275	73.00	1'470
74.00	231	74.00	8'456	73.00	140
74.00	322	74.00	1'340	73.00	5'000
74.00	394	74.00	157	73.00	4'623
74.00	472	74.00	134	73.00	24'600
74.00	474	74.00	251	73.00	695
74.00	690	74.00	37	73.00	82
74.00	9'366	74.00	21	73.00	30'159
74.00	18'860	74.00	59	73.00	304
74.00	32	74.00	109	73.00	9'537
74.00	536	74.00	422	73.00	22'807
74.00	2'438	74.00	332	73.00	27'193
74.00	1'598	74.00	81	73.00	4'136
74.00	97	74.00	428	73.00	10'000
74.00	5'689	74.00	332	73.00	10'000
74.00	5'640	74.00	1'747	73.00	1'632
74.00	5'000	74.00	666	73.00	9'732
74.00	35'112	74.00	3'500	73.50	7'857
74.00	28'500	74.00	19	73.50	25'000
74.00	14'927	74.00	98	73.50	143
74.00	8	74.00	1	73.50	23'554
74.00	30	74.00	230	73.50	3'058
74.00	9	74.00	106	73.50	1'888
74.00	29	74.00	19	73.50	25'000
74.00	5	74.00	488	73.50	10'116
74.00	33	74.00	104	73.50	50'000
74.00	14	74.00	126	73.50	11'384
74.00	37	74.00	702	73.00	5'537
74.00	32	74.00	750	73.00	171
74.00	21	74.00	603	73.00	22'621
74.00	42	74.00	436	73.00	180
74.00	1'023	74.00	60	73.00	21'491
74.00	8	74.00	281	73.00	23'574
74.00	27	74.00	425	73.00	9'926
74.00	7	74.00	3'981	73.00	19'959
74.00	37	74.00	4'970	73.00	81
74.00	11	74.00	2'226	73.00	156
74.00	40	74.00	4'318	73.00	15'034

Wednesday, 22 June 2011		Thursday, 23 June 2011		Friday, 24 June 2011	
Price Paid (Acps)	Volume (Shares)	Price Paid (Acps)	Volume (Shares)	Price Paid (Acps)	Volume (Shares)
74.00	1'801	74.00	5'000	73.00	9'770
74.00	55	74.00	196	73.50	20'000
74.00	11	74.00	494	73.50	1'982
74.00	22	74.00	566	73.50	20'000
74.00	57	74.00	445	73.50	250
74.00	25	74.00	7'360	73.50	39
74.00	3'000	74.00	26	73.50	740
74.00	29	74.00	76	73.50	12'344
74.00	1'874	74.00	134	73.50	9'770
74.00	29	74.00	530	73.50	14'875
74.00	8'757	74.00	42	73.50	10'125
74.00	7'916	74.00	223	73.50	8'500
74.00	41	74.00	26	73.50	11'375
74.00	7	74.00	6'382	73.50	11'118
74.00	24	74.00	36	73.50	11'345
74.00	20	74.00	2	73.50	11'416
74.00	1'875	74.00	10	73.50	15'000
74.00	82	74.00	67	73.50	3'784
74.00	15	74.00	57	73.50	22'282
74.00	30	74.00	357	73.50	346
74.00	20'000	74.00	109	73.50	92
74.00	27	74.00	663	73.50	5'000
74.00	6	74.00	56	73.50	15'932
74.00	5'000	74.00	125	73.50	13'675
74.00	3'065	74.00	638	73.50	35'000
74.00	239	74.00	16	74.00	17'629
74.00	15'588	74.00	14	74.00	37'371
74.00	5'000	74.00	19	74.00	2'629
74.00	3'065	74.00	176	74.00	334
74.00	1'100	74.00	472	74.00	27'037
74.00	11'900	74.00	150	74.00	37'935
74.00	1'873	74.00	438	74.00	10'000
74.00	15'699	74.00	142	74.00	2'085
74.00	9	74.00	442	74.00	4'935
74.00	35	74.00	124	74.00	12
74.00	20	74.00	148	74.00	26
74.00	3'559	74.00	437	74.00	2
74.00	3'065	74.00	129	74.00	40'025
74.00	1'921	74.00	725	74.00	30'000
74.00	91	74.00	131	74.00	4'390
74.00	2'152	74.00	118	74.00	10'500
74.00	239	74.00	8'640	74.00	46
74.00	4'413	74.00	15'400	74.00	26
74.00	3'559	74.00	607	74.00	8'000
74.00	3'065	74.00	128	74.00	38
74.00	18'400	74.00	201	74.00	20'000
74.00	27'504	74.00	503	74.00	788
74.00	25	74.00	126	74.00	74
74.00	146	74.00	195	74.00	25
74.00	1'994	74.00	4'572	74.00	26
74.00	10	74.00	144	74.00	20'000
74.00	5'047	74.00	5	74.00	28
74.00	774	74.00	109	74.00	59
74.00	11'113	74.00	96	74.00	20'000
74.00	13	74.00	126	74.00	16'000
74.00	18	74.00	6	74.00	20'092
74.00	480	74.00	113	74.00	45
74.00	4'033	74.00	5'524	74.00	10'863
74.00	1'722	74.00	820	74.00	8'650
74.00	7	74.00	7'185	74.00	10'000
74.00	19'116	74.00	9'459	74.00	77
74.00	11'039	74.00	5'314	74.00	79

Wednesday, 22 June 2011		Thursday, 23 June 2011		Friday, 24 June 2011	
Price Paid (Acps)	Volume (Shares)	Price Paid (Acps)	Volume (Shares)	Price Paid (Acps)	Volume (Shares)
74.00	29	74.00	120	74.00	27
74.00	1'801	74.00	34	74.00	30'000
74.00	6	74.00	127	74.00	7'726
74.00	23	74.00	127	74.00	67
74.00	25	74.00	77	74.00	6'061
74.00	12	74.00	92	74.00	2'313
74.00	17	74.00	95	74.00	414
74.00	34	74.00	76	74.00	17'063
74.00	1'837	74.00	339	74.00	20'023
74.00	38	74.00	33'851	74.00	29'977
74.00	10'000	74.00	90	74.00	1
74.00	14	74.00	88	74.00	82
74.00	13'125	74.00	96	74.00	7'561
74.00	1'875	74.00	103	74.00	7'000
74.00	26	74.00	75	74.00	379
74.00	16	74.00	538	Total:	1'500'000
74.00	18	74.00	76		
74.00	1'832	74.00	87		
74.00	9	74.00	87		
74.00	21	74.00	113		
74.00	27	74.00	134		
74.00	16	74.00	8'802		
74.00	24	74.00	36'811		
74.00	11	74.00	141		
74.00	1'803	74.00	4'883		
74.00	1'254	74.00	9'300		
74.00	8'014	74.00	237		
74.00	5'054	74.00	2'650		
74.00	21'486	74.00	5'978		
74.00	16	74.00	30'000		
74.00	14'498	74.00	42'293		
74.00	1'708	74.00	86		
74.00	2'500	74.00	133		
74.00	5	74.00	570		
74.00	7'286	74.00	549		
74.00	466	74.00	147		
74.00	30'000	74.00	147		
74.00	19	74.00	186		
74.00	16	74.00	126		
73.50	2'955	74.00	2'475		
74.00	24'601	74.00	3'288		
74.00	3	74.00	19'911		
74.00	16	74.00	3'311		
74.00	3'000	74.00	144		
74.00	6'974	74.00	14		
74.00	1'559	74.00	11'230		
74.00	2'534	74.00	1'949		
74.00	1'367	74.00	8'584		
74.00	11'532	74.00	14'857		
74.00	8'314	74.00	14'534		
73.50	3'181	74.00	13'597		
73.50	121	74.00	1'869		
73.50	121	74.00	10'185		
74.00	31'847	74.00	3'556		
74.00	1'898	74.00	8'221		
74.00	236	74.00	3'802		
74.00	10'000	74.00	201		
74.00	87	74.00	2'478		
74.00	40	74.00	57		
74.00	892	Total:	1'447'189		
73.50	1'817				
74.00	31'946				

Wednesday, 22 June 2011		Thursday, 23 June 2011		Friday, 24 June 2011	
Price Paid (Acps)	Volume (Shares)	Price Paid (Acps)	Volume (Shares)	Price Paid (Acps)	Volume (Shares)
74.00	2'793				
74.00	3'171				
74.00	4'590				
74.00	9'049				
74.00	1'563				
74.00	1'692				
74.00	18'600				
74.00	804				
74.00	4'000				
74.00	1'792				
74.00	14'500				
74.00	1'288				
74.00	3'180				
74.00	532				
74.00	5'000				
73.50	110				
73.50	1'927				
73.50	2'222				
73.50	10'000				
74.00	9'439				
74.00	561				
73.50	2'545				
73.50	1				
Total:	912'634				

Monday, 27 June 2011

<i>Price Paid (Acps)</i>	<i>Volume (Shares)</i>
73.00	369
73.00	17'968
73.00	57'003
73.00	36'403
73.00	63'597
73.00	3'630
73.00	920
73.00	65
73.00	736
73.00	920
73.00	52
73.00	736
73.00	143
73.00	736
73.00	3'576
73.00	1'287
73.00	37'199
73.00	12'801
73.00	156
73.00	156
73.00	5
73.00	81
73.00	2'760
73.00	2'208
73.00	920
73.00	65
73.00	920
73.00	1
73.00	129
73.00	19
73.00	1'840
73.00	276
73.00	34
73.00	1
73.00	472
73.00	1'418
73.00	14
73.00	24'095
73.00	361
73.00	1'288
73.00	22'297
73.00	7'438
73.50	818
73.50	722
73.50	200
73.50	2'585
73.50	5'675
73.00	213
73.00	2'759
73.00	2'024
73.00	107
73.00	8'258
73.00	1'220
73.00	179
73.00	980
73.00	159
73.00	4'356
73.00	769
73.00	3'084
73.00	1'398
73.00	2'841
73.00	1'076

Monday, 27 June 2011

<i>Price Paid (Acps)</i>	<i>Volume (Shares)</i>
73.00	369
73.00	17'958
73.00	57'003
73.00	36'403
73.00	63'597
73.00	3'630
73.00	920
73.00	65
73.00	736
73.00	920
73.00	52
73.00	736
73.00	143
73.00	736
73.00	3'576
73.00	1'287
73.00	37'199
73.00	12'801
73.00	156
73.00	156
73.00	5
73.00	61
73.00	2'760
73.00	2'208
73.00	920
73.00	65
73.00	920
73.00	1
73.00	129
73.00	19
73.00	1'840
73.00	276
73.00	34
73.00	1
73.00	472
73.00	1'418
73.00	14
73.00	24'095
73.00	361
73.00	1'288
73.00	22'297
73.00	7'438
73.50	818
73.50	722
73.50	200
73.50	2'585
73.50	5'675
73.00	213
73.00	2'759
73.00	2'024
73.00	107
73.00	8'258
73.00	1'220
73.00	179
73.00	980
73.00	169
73.00	4'356
73.00	769
73.00	3'084
73.00	1'398
73.00	2'841
73.00	1'076

Monday, 27 June 2011

<i>Price Paid (Acps)</i>	<i>Volume (Shares)</i>
73.00	2'174
73.00	940
73.00	1'739
73.00	1'285
73.00	1'383
73.00	5'022
73.50	1'310
73.50	2'497
73.50	565
73.50	170
73.50	227
73.50	1'458
73.50	5'157
73.50	187
73.50	722
73.50	5'729
73.50	200
73.50	1'780
73.00	2'088
73.00	1'040
73.00	2'111
73.00	1'029
73.00	2'088
73.00	1'028
73.00	2'088
73.00	8'817
73.50	2'323
73.50	5'258
73.50	5'729
73.50	180
73.50	1'512
73.50	1'841
73.50	17'129
73.50	242
73.50	5'729
73.50	259
73.00	911
73.00	1'640
73.00	1'575
73.00	726
73.50	8'790
73.50	12'798
73.50	557
73.50	584
73.50	2'496
73.50	4'251
73.50	180
73.50	5'729
73.50	1'138
73.50	467
73.00	3'182
73.00	4'251
73.00	1'591
73.00	2'604
73.00	15'109
73.00	2'280
73.00	1'141
73.00	2'280
73.00	1'104
73.00	572
73.00	1'034
73.50	8'804

Monday, 27 June 2011

<i>Price Paid (Acps)</i>	<i>Volume (Shares)</i>
73.50	171
73.50	192
73.50	128
73.50	600
73.50	2'497
73.50	1'656
73.50	351
73.50	5'603
73.00	4'206
73.00	2'405
73.00	443
73.00	721
73.00	1'431
73.00	206
73.00	142
73.00	351
73.00	655
73.50	9'867
73.50	722
73.50	183
73.50	2'827
73.50	872
73.50	1'897
73.50	3'832
73.00	795
73.00	7'666
73.25	5'069
73.00	735
73.00	189
73.25	2'827
73.00	232
73.00	217
73.50	8'143
73.50	177
73.50	2'496
73.50	1'813
73.50	834
73.50	376
73.50	432
73.50	5'729
73.25	1'813
73.00	265
73.50	8'650
73.50	524
73.50	724
73.50	464
73.50	867
73.50	722
73.50	268
73.50	447
73.50	4'992
73.50	121
73.50	1'484
73.50	737
73.25	11'434
73.00	123
73.25	11'506
73.25	1'484
73.50	4'883
73.50	722
73.50	2'497
73.50	120

Monday, 27 June 2011

Price Paid (Acps)	Volume (Shares)
73.50	191
73.50	125
73.50	636
73.50	357
73.50	469
73.00	394
73.50	846
73.50	830
73.50	1
73.50	5729
73.50	722
73.50	2496
73.50	9376
73.00	586
73.00	637
73.00	488
73.00	590
73.00	589
73.25	10213
73.00	828
73.00	589
73.00	352
73.00	288
73.00	696
73.00	589
73.00	632
73.00	522
73.00	789
73.00	392
73.25	9871
73.00	980
73.00	591
73.00	550
73.00	4
73.00	501
73.00	590
73.00	591
73.00	638
73.00	590
73.25	9377
73.00	694
73.00	980
73.25	9554
73.00	975
73.00	289
73.00	1466
73.00	1044
73.00	319
73.00	1055
73.00	1044
73.00	1114
73.25	9973
73.00	361
73.00	1381
73.00	408
73.25	9380
73.00	290
73.00	441
73.50	1089
73.50	1382
73.00	352
73.00	279

Monday, 27 June 2011

Price Paid (Acps)	Volume (Shares)
73.00	440
73.50	436
73.50	36
73.50	229
73.00	263
73.00	120
73.50	480
73.50	3'211
73.50	212
73.50	49'788
73.25	52
73.25	786
73.50	5'095
73.50	165
73.50	803
73.50	50'212
73.50	2'883
73.50	842
73.25	8'343
73.00	8'000
73.00	389
73.00	283
73.25	8'308
73.25	2'883
73.25	172
73.25	2'547
73.50	5'247
73.50	960
73.50	225
73.50	387
73.50	3'083
73.50	98
73.50	60'000
73.00	323
73.25	8'098
73.00	166
73.50	467
73.25	2'850
73.50	801
73.50	640
73.50	2'947
73.50	4'922
73.50	563
73.50	44
73.50	60'083
73.25	8'032
73.25	4'922
73.25	4'290
73.50	3'212
73.50	11'193
73.50	53'365
73.50	957
73.50	433
73.50	19
73.50	183
73.50	637
73.50	1
73.25	7'900
73.00	407
73.00	292
73.25	7'765
73.25	18

Monday, 27 June 2011

Price Paid (Acps)	Volume (Shares)
73.00	301
73.00	407
73.00	352
73.25	7'798
73.25	812
73.25	19
73.00	297
73.25	20
73.00	321
73.25	7'706
73.25	26
73.00	397
73.25	5
73.25	15
73.00	72
73.25	7'720
73.25	389
73.25	2'283
73.25	5'453
73.25	731
73.25	534
73.25	36
73.50	2'827
73.50	58'562
73.50	821
73.25	1
73.25	322
73.25	319
73.25	422
73.50	2'232
73.50	1'594
73.50	46'511
73.50	59
73.50	7'217
73.50	630
73.50	510
73.50	1'247
73.25	7'769
73.25	510
73.50	4'386
73.50	26
73.50	806
73.50	2'137
73.50	1
73.50	10'395
73.50	7'228
73.50	25'022
73.25	7'743
73.25	7'563
73.25	7'390
73.25	1'534
73.25	10
73.25	175
73.00	2'777
73.00	378
73.00	320
73.25	7'533
73.00	289
73.00	229
73.25	7'320
73.00	319
73.00	145

Monday, 27 June 2011

<i>Price Paid (Acps)</i>	<i>Volume (Shares)</i>
73.25	10'080
73.25	7'578
73.25	215
73.25	70
73.25	386
73.25	104
73.00	41'185
73.00	5'402
73.00	5'729
73.00	180
73.00	13'047
73.00	55'923
73.50	1
73.50	26'101
73.50	1'549
73.50	4'994
73.50	190
73.50	1'201
73.50	43'615
73.25	6'176
73.25	151
73.25	1'596
73.25	161
73.25	161
73.50	35'642
73.50	5'714
73.50	5'729
73.50	2'222
73.50	9'474
73.50	2'617
73.50	53'445
73.50	1'562
73.50	180
73.50	1'601
73.50	821
73.50	626
73.50	367
73.00	230
73.25	38'416
73.25	1'345
73.25	1
73.25	8
73.25	1'376
73.25	1'376
73.00	3'847
73.00	392
73.00	328
73.00	11'433
73.00	38'567
73.25	192
73.25	150
73.25	70
73.25	707
73.25	915
73.25	154
73.25	1
73.25	125
73.25	1
73.25	168
73.25	1
73.25	141
73.25	74

Monday, 27 June 2011

<i>Price Paid (Acps)</i>	<i>Volume (Shares)</i>
73.25	144
73.25	147
73.25	161
73.25	1
73.25	162
73.25	137
73.25	204
73.25	168
73.25	111
73.25	1'544
73.25	115
73.25	21
73.25	140
73.25	1
73.25	265
73.25	128
73.25	1
73.25	159
73.25	792
73.25	4'401
73.25	1'203
73.25	28
73.50	10'534
73.50	5'565
73.50	1'468
73.50	10
73.50	205
73.50	1'887
73.50	1'551
73.50	860
73.50	5'729
73.50	110
73.50	281
73.25	1'191
73.25	20
73.25	49
73.00	165
73.00	322
73.00	318
73.00	367
73.00	266
73.00	366
73.00	330
73.00	267
73.00	281
73.00	327
73.00	207
73.00	297
73.00	112
73.00	221
73.00	353
73.00	225
73.00	353
73.00	261
73.25	18
73.00	286
73.25	23
73.00	338
73.25	14
73.00	226
73.25	18
73.00	279

Monday, 27 June 2011

<i>Price Paid (Acps)</i>	<i>Volume (Shares)</i>
73.00	268
73.00	2'264
73.00	407
73.00	384
73.00	357
73.00	383
73.00	335
73.25	1'769
73.25	298
73.00	373
73.00	321
73.00	398
73.00	302
73.00	192
73.00	266
73.00	40'000
73.00	379
73.00	332
73.25	22
73.00	345
73.25	26
73.00	383
73.25	2
73.00	255
73.00	273
73.25	494
73.25	334
73.00	383
73.00	1'000
73.00	275
73.25	2'931
73.00	339
73.00	250
73.25	1'982
73.25	793
73.00	359
73.00	328
73.25	2'347
73.00	395
73.00	305
73.00	323
73.00	274
73.00	102
73.50	68'000
73.50	722
73.50	1'269
73.50	9
73.50	144
73.50	9'775
73.50	52'141
73.50	1'183
73.50	722
73.50	400
73.50	3'571
73.50	2'084
73.50	50'888
73.50	2'815
73.50	44
73.50	1'253
73.50	40'189
73.50	846
73.50	722

Monday, 27 June 2011

<i>Price Paid (Acps)</i>	<i>Volume (Shares)</i>
73.00	268
73.00	2'284
73.00	407
73.00	384
73.00	357
73.00	383
73.00	335
73.25	1'769
73.25	298
73.00	373
73.00	321
73.00	398
73.00	302
73.00	192
73.00	268
73.00	40'000
73.00	379
73.00	332
73.25	22
73.00	345
73.25	26
73.00	363
73.25	2
73.00	256
73.00	273
73.25	494
73.25	334
73.00	383
73.00	1'000
73.00	275
73.25	2'931
73.00	339
73.00	250
73.25	1'982
73.25	793
73.00	359
73.00	328
73.25	2'347
73.00	395
73.00	305
73.00	323
73.00	274
73.00	102
73.50	68'000
73.50	722
73.50	1'269
73.50	9
73.50	144
73.50	9'775
73.50	52'141
73.50	1'163
73.50	722
73.50	400
73.50	3'571
73.50	2'084
73.50	50'888
73.50	2'815
73.50	44
73.50	1'253
73.50	40'189
73.50	846
73.50	722

Monday, 27 June 2011

<i>Price Paid (Acpts)</i>	<i>Volume (Shares)</i>
73.50	52
73.50	765
73.50	821
73.50	1'605
73.50	2'440
73.50	256
73.50	58'552
73.50	3'752
73.50	7'037
73.50	54'978
73.50	1'278
73.50	840
73.50	75
73.50	792
73.50	6'377
73.50	5'729
73.50	225
73.50	3'398
73.50	44'271
73.25	6'857
73.25	271
73.25	744
73.25	391
73.25	391
73.00	60'000
73.00	7'623
73.50	3'140
73.50	3'000
73.50	722
73.50	847
73.50	1'133
73.50	5'729
73.50	217
73.50	262
73.50	2'783
73.50	42'167
73.00	639
73.00	795
73.00	542
73.00	495
73.00	448
73.00	476
73.00	375
73.00	531
73.00	586
73.00	572
73.00	418
73.00	390
73.00	368
73.00	511
73.00	535
73.00	378
73.00	470
73.00	381
73.00	148
73.00	408
73.50	50'000
73.50	3'495
73.50	305
73.50	1'309
73.50	10'407
73.50	26'999

Monday, 27 June 2011

<i>Price Paid (Acps)</i>	<i>Volume (Shares)</i>
73.50	950
73.50	722
73.50	586
73.50	105
73.50	15'022
73.00	2
73.00	145
73.00	145
73.00	2'719
73.00	14'758
73.00	361
73.00	465
73.00	429
73.00	334
73.00	154
73.00	398
73.00	436
73.00	444
73.00	173
73.00	61
73.00	3'000
73.00	388
73.00	53
73.00	75
73.00	579
73.00	494
73.00	39
73.00	563
73.00	30
73.00	433
73.00	3
73.00	34
73.00	530
73.00	40
73.00	585
73.00	403
73.50	19'190
73.50	9'959
73.50	866
73.50	1'245
73.50	745
73.50	630
73.50	7
73.50	722
73.50	6'638
73.00	645
73.00	560
73.00	578
73.00	408
73.00	618
73.00	580
73.00	527
73.00	542
73.00	479
73.00	502
73.00	452
73.00	366
73.00	686
73.00	647
73.00	498
73.00	596
73.00	507

Monday, 27 June 2011

<i>Price Paid (Acps)</i>	<i>Volume (Shares)</i>
73.00	592
73.00	602
73.00	443
73.50	17'163
73.50	19'273
73.50	1'290
73.50	7'700
73.50	654
73.50	11'013
73.50	21'000
73.50	72
73.50	119
73.50	133
73.50	1'583
73.00	642
73.00	436
73.00	726
73.00	752
73.00	1'105
73.00	63
73.00	10'186
73.00	2'605
73.00	17'259
73.00	84
73.00	10'000
73.00	52
73.50	50'000
73.50	7'139
73.50	20'000
73.50	1'170
73.50	10'000
73.50	11'719
73.50	9'972
Total:	3'116'789