

**Annual General Meeting
Wednesday 21st November 2012
Chairman's Statement**

Dear Shareholders

2012 has been a year of significant achievements for TNG, as we all know, the Mount Peake Pre-Feasibility Study, which was completed in July 2012, confirmed the potential to develop a robust mining operation capable of generating revenues of A\$12 billion and operating cash flows of over A\$5 billion over its initial 20-year life. The PFS has also confirmed that our proprietary TIVAN™ metallurgical process, which has been jointly developed and patented with our metallurgical consultants, METS Pty Ltd, is commercially viable and will provide a suitable processing solution for the Mount Peake mining operation. Meanwhile, this year also has delivered a number of exciting outcomes for TNG's copper exploration initiatives.

In addition, ECE and Wanlong Group have become strategic shareholders of TNG, and I joined the Board of TNG as Chairman. ECE is not only an outstanding geological exploration team which can conduct solid mineral exploration and energy oil and gas exploration, as well as undertake high-tech research missions, but also an international mining enterprise which focuses on mining development and capital operation supported by geological exploration. In recent years, ECE actively implements "Going Out" strategy. In addition to the development of the mining companies we established in China, ECE also positively invested overseas with resources in Australia, Namibia, Mozambique, Malawi and Brazil. ECE possesses 97 tenements, some of these tenements have achieved significant exploration results.

The Wanlong Group is a high and new tech enterprise which specializes in the Distribution Network Automatic Managing System, Automatic Systematic Solution of Motor Controlling and Intelligent Apparatus, Meters and Components. Many products of Wanlong Group are certificated as the National Key New Products, and owns many patents and copyrights .

The participation of ECE and Wanlong introduced a timely capital injection, and through this strategic alliance it is now enables TNG to approach high-quality Chinese technical personnel, engineering construction experts, project financing, end-user and potential customers which lays the foundation for the project feasibility study and future development.

In conclusion, I would like to thank all shareholders for their continued support, and my fellow Directors and express my appreciation to TNG's Management for their support and input.

I would also like to thank TNG's team of dedicated employees and consultants, who have worked tirelessly during the year. As one of the shareholders, we are delighted to see the great progress which TNG made, and we will always support TNG's development like all the other shareholders. Thank you.

**Mr Xu Jianrong
Chairman**

TNG LIMITED



Annual General Meeting

21 November 2012

Paul Burton, Managing Director



Metals for global growth

Disclaimer

Forward-Looking Statements

This presentation has been prepared by TNG Ltd. This document contains background information about TNG Ltd current at the date of this presentation. The presentation is in summary form and does not purport to be all inclusive or complete. Recipients should conduct their own investigations and perform their own analysis in order to satisfy themselves as to the accuracy and completeness of the information, statements and opinions contained in this presentation.

This presentation is for information purposes only. Neither this presentation nor the information contained in it constitutes an offer, invitation, solicitation or recommendation in relation to the purchase or sale of TNG Ltd shares in any jurisdiction.

This presentation may not be distributed in any jurisdiction except in accordance with the legal requirements applicable in such jurisdiction. Recipients should inform themselves of the restrictions that apply in their own jurisdiction. A failure to do so may result in a violation of securities laws in such jurisdiction.

This presentation does not constitute investment advice and has been prepared without taking into account the recipient's investment objectives, financial circumstances or particular needs and the opinions and recommendations in this presentation are not intended to represent recommendations of particular investments to particular persons. Recipients should seek professional advice when deciding if an investment is appropriate. All securities transactions involve risks, which include (among others) the risk of adverse or unanticipated market, financial or political developments.

To the fullest extent permitted by law, TNG Ltd, its officers, employees, agents and advisers do not make any representation or warranty, express or implied, as to the currency, accuracy, reliability or completeness of any information, statements, opinions, estimates, forecasts or other representations contained in this presentation. No responsibility for any errors or omissions from this presentation arising out of negligence or otherwise is accepted.

This presentation may include forward looking statements. Forward looking statements are only predictions and are subject to risks, uncertainties and

assumptions which are outside the control of TNG Ltd. Actual values, results or events may be materially different to those expressed or implied in this presentation.

Competent Person's Statement

The information in this report that relates to Exploration Results and Exploration Targets is based on information compiled by Paul Burton who is a Member of The Australasian Institute of Mining and Metallurgy and a Director of TNG Limited. Paul Burton has sufficient experience relevant to the style of mineralisation and type of deposit under consideration and to the activity which he is undertaking to qualify as a Competent Person as defined in the 2004 Edition of the 'Australasian Code for Reporting of Exploration Results, Mineral Resources and Ore Reserves'. Paul Burton consents to the inclusion in the report of the matters based on his information in the form and context in which it appears.

The information in this report that relates to Mineral Resources is based on information compiled by Jeremy Peters who is a Member of The Australasian Institute of Mining and Metallurgy and a full time employee of Snowden Mining Industry Consultants Pty Ltd. Jeremy Peters has sufficient experience relevant to the style of mineralisation and type of deposit under consideration and to the activity which he is undertaking to qualify as a Competent Person as defined in the 2004 Edition of the 'Australasian Code for Reporting of Exploration Results, Mineral Resources and Ore Reserves'. Jeremy Peters consents to the inclusion in the report of the matters based on his information in the form and context in which it appears.

Mr Damian Connelly, MAAusIMM, Chartered Processional (MET), tMMICA, MSME, MSAIMM was responsible for the preparation of the metallurgical test work results reported herein. Mr Connelly has sufficient experience to the activity which he is undertaking to qualify as a Competent Person as defined in the 2004 Edition of the "Australasian Code for Reporting of the Exploration Results, Mineral Resources and Ore Reserves". Mr Connelly consents to the inclusion in the report of the matters based on his information in the form and context in which is appears.

Snapshot Comparison: 2011 – 2012

	Nov 2011	Nov 2012
Cash	\$3M	\$9M
Share Price	10c	18.5c*
Market Capitalisation	\$25M	\$80M

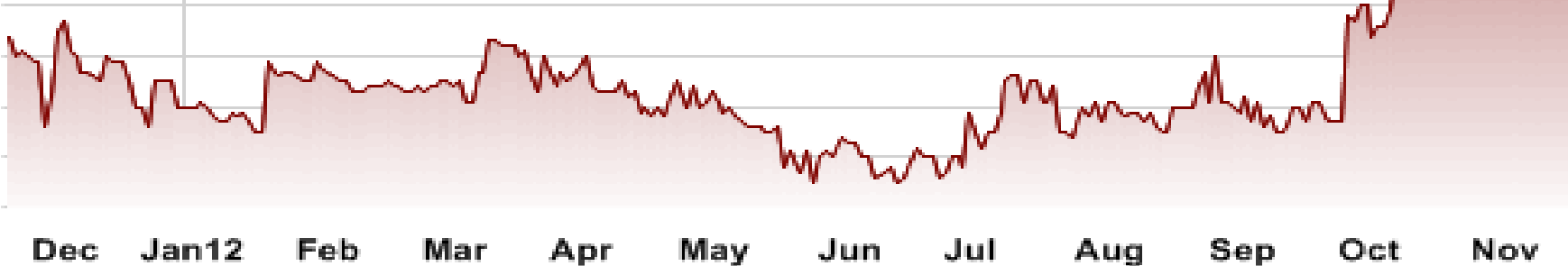
*As of 20/11/12

Flagship Project – Mount Peake, NT

Project Value	\$10.5B	\$12B
Resource	120Mt	160Mt

Business Development

New Projects	NIL	3
New investment in TNG	NIL	\$13.4M



2012 Achievements

- ✓ Completion of \$13.4M cornerstone investment
- ✓ Completion of Mount Peake PFS:
 - LOM >\$12B revenue, IRR 31%
- ✓ Completion of TIVAN™ Pilot Plant:
 - Production of high-purity products
- ✓ Increased Mount Peake JORC resource 160Mt
- ✓ Expansion of major copper exploration assets
- ✓ Recruitment of key staff
- ✓ Diversified exploration assets by JV agreements



Corporate Overview

THE VISION:

To build a diversified Australian resources company focused on supplying key strategic metals to world markets from an extensive portfolio of quality mineral projects.

Major Shareholders

Ao-Zhong International Mineral Resources	15.30%
Aosu Investment & Development Co	14.70%
WWB Investments P/L	6.51%

(Directors hold approximately 17% of issued capital)

Board of Directors

Jianrong Xu	Chairman
Paul Burton	Managing Director
Neil Biddle	Non-executive Director
Stuart Crow	Non-executive Director
Rex Turkington	Non-executive Director
Zhigang Wang	Non-executive Director

Key Corporate and Financial Data

ASX code:	TNG
Market capitalisation: (at 19c)	\$77M
Shares on issue:	406M
Cash and liquids:	\$8.8M

Partners for Growth

- ✓ China's ECE and Wanlong Groups
- ✓ Secures key cooperation to de-risk and accelerate Mount Peake Strategic Metals development
- ✓ Access to Chinese finance, EPCM, off-take
- ✓ Strategic partnership
- ✓ Maintains strategic flexibility



ECE:



- Major Chinese mineral exploration, development and mining group
- Over 5,000 employees, has discovered +160 deposits in China worth more than \$10 billion

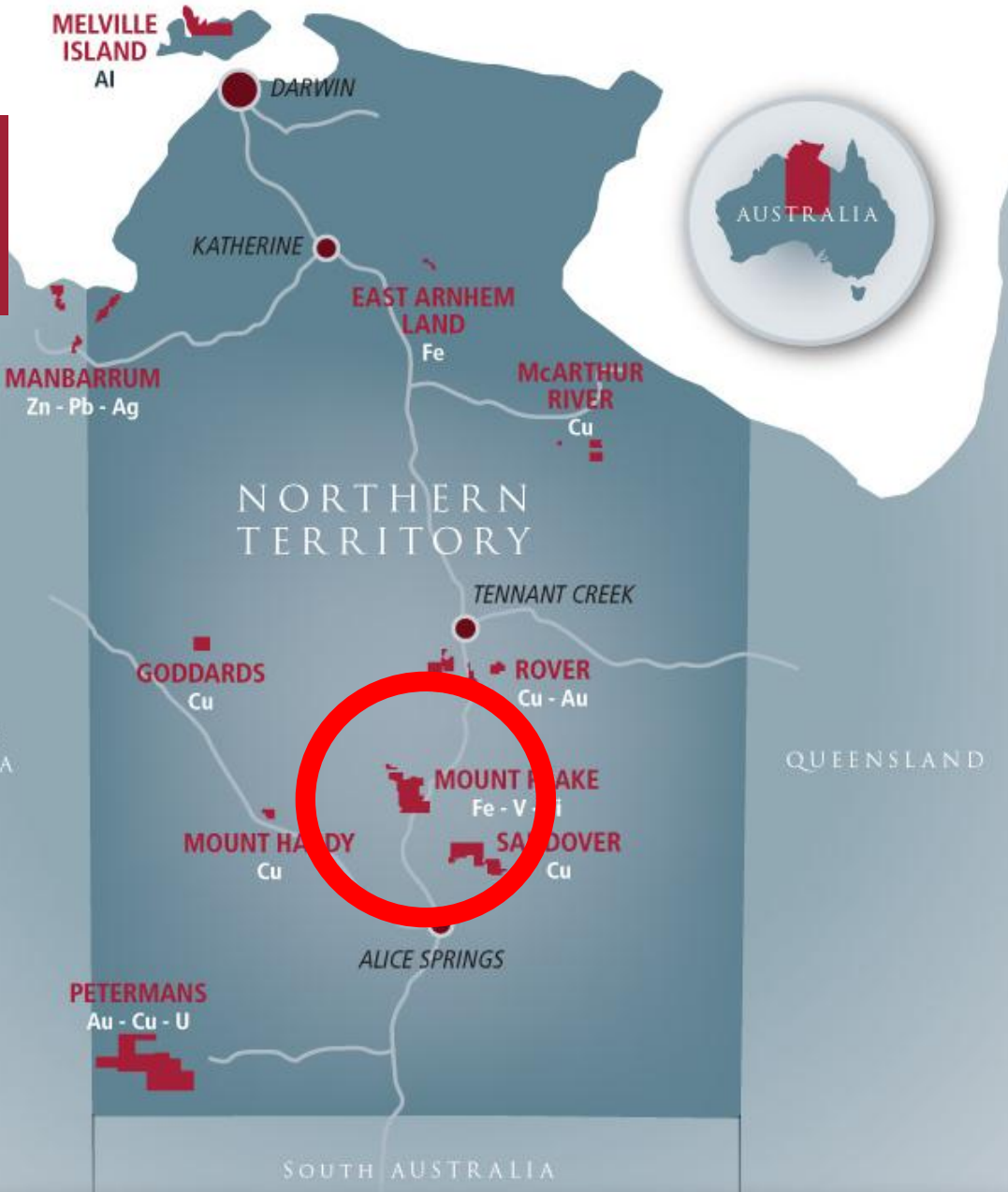
WANLONG GROUP:



- High technology electronics
- Potential final product end-user

Flagship Project

✓ Focus on accelerating Mount Peake Strategic Metals development




Mount Peake Resource Increasing

Shallow large-scale resource underpins long-life project

100% owned by TNG

Exploration Target up to 700Mt

JORC Category	Tonnes	V ₂ O ₅ %	TiO ₂ %	Fe%	Al ₂ O ₃ %	SiO ₂ %
Indicated	110,000,000	0.29	5.3	23	8.1	34
Inferred	48,000,000	0.24	4.5	21	8.8	35
Total	160,000,000	0.27	5.0	22	8.3	34



* Exploration Target of 500-700Mt with a grade range of 0.2-0.4% V₂O₅, 5-8% TiO₂, and 25-35% Fe. The potential quantity and grade is conceptual in nature. There has been insufficient exploration to define a Mineral Resource and it is uncertain if further exploration will result in the determination of a Mineral Resource.

Pre-Feasibility: Key Outcomes

Key Physicals

- Total material mined: 147.9Mt
- Total waste movement: 72Mt
- Total ore mined: 75.9Mt
- Strip ratio: 0.95
- Mine life: 20 years
- Processing rate: 2.5Mtpa, increasing to 5Mtpa in year 4

Key Financial Outcomes

- Total revenue (LOM): A\$11.8 billion
- Operating cash flow (LOM): A\$5.8 billion
- Net cash flow (LOM): A\$5.05 billion
- Pre-production capital: A\$563M*
- Total operating costs: A\$75.50/tonne of plant feed**
- Net annual cash flow: A\$294M
- IRR pre-tax: 31.8%

Total Metal Production

Total Metal Production	Tonnes
V ₂ O ₅	236,000
TiO ₂	5,822,000
Fe ₂ O ₃	17,400,000

Average Concentrate Grade

V ₂ O ₅	1.2%
TiO ₂	18%
Fe	55%

Metal Purity

V ₂ O ₅	99%
TiO ₂	55%
Fe ₂ O ₃	99.9%

* including all infrastructure

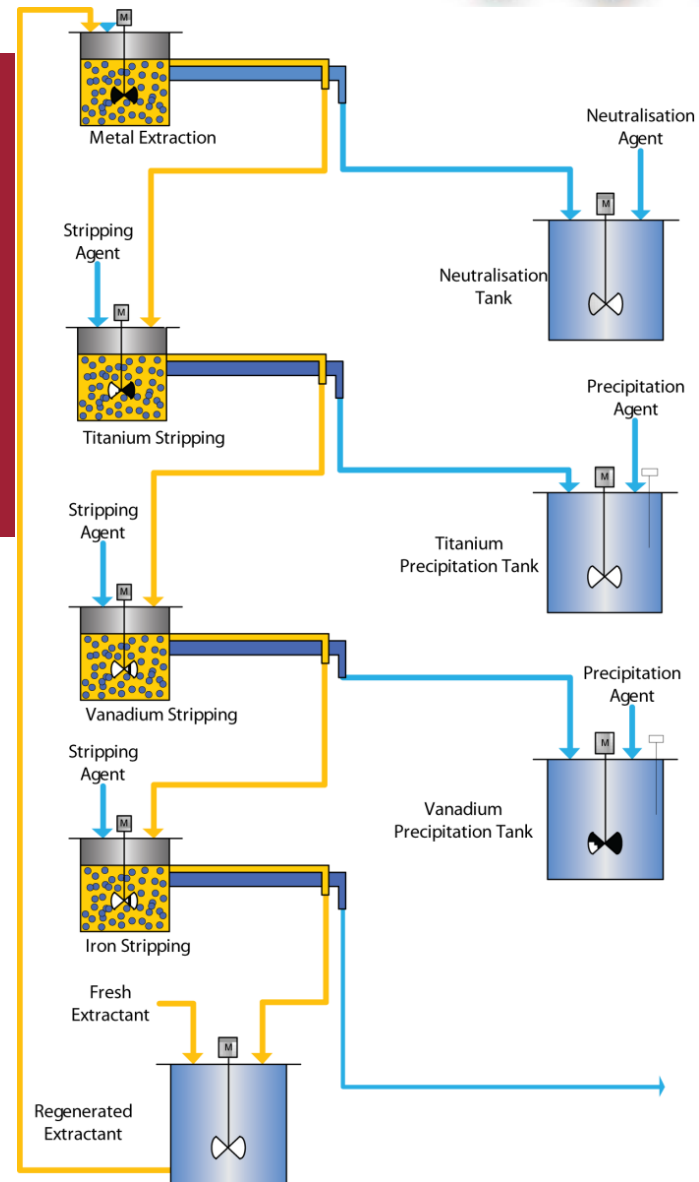
** including mining, processing, transport & royalties

TIVAN™: Continues to Improve

✓ Pilot plant test work gave high recoveries and purities of commercial products:

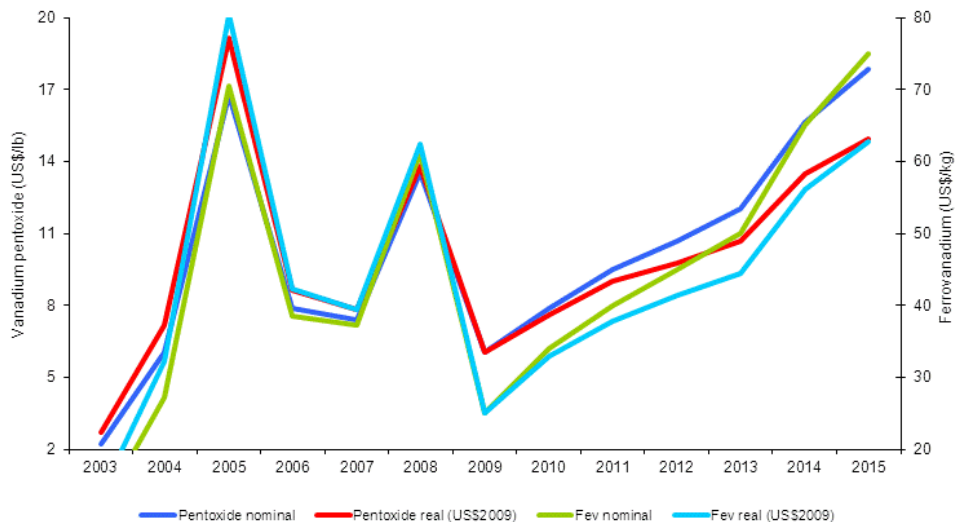
- >99% V_2O_5 (+80% recovery)
- 99.9% Fe_2O_3 (69.2% Fe) (80% recovery)
- Up to 55% TiO_2 (+75% recovery)

✓ Reduced OPEX and CAPEX by 50%



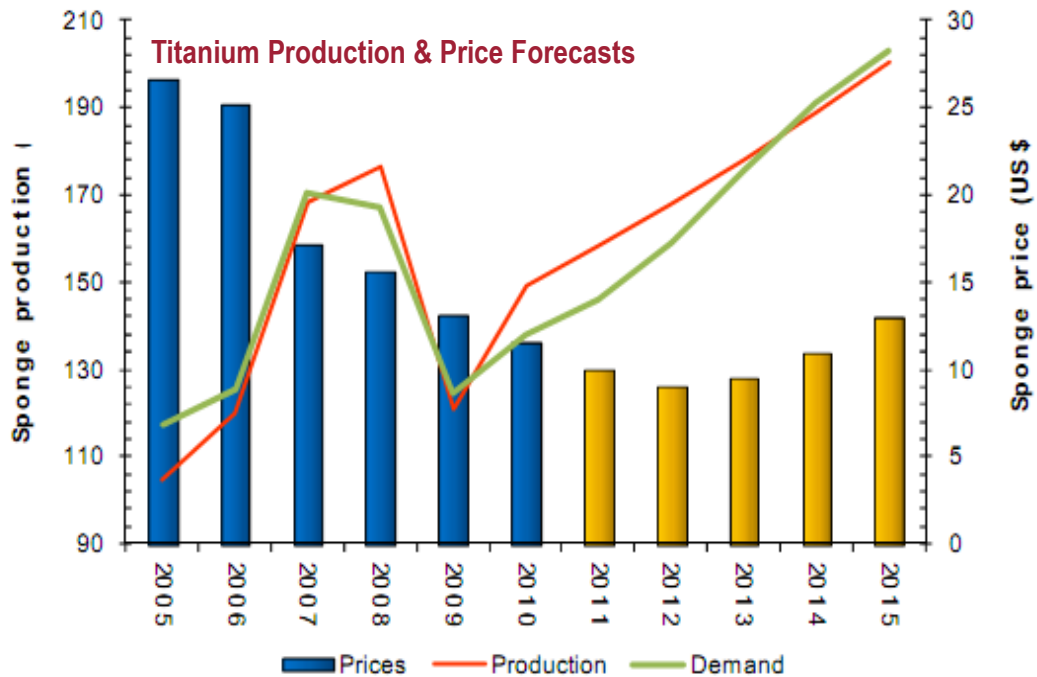
Strategic Metals set for Growth

Vanadium Price Forecast



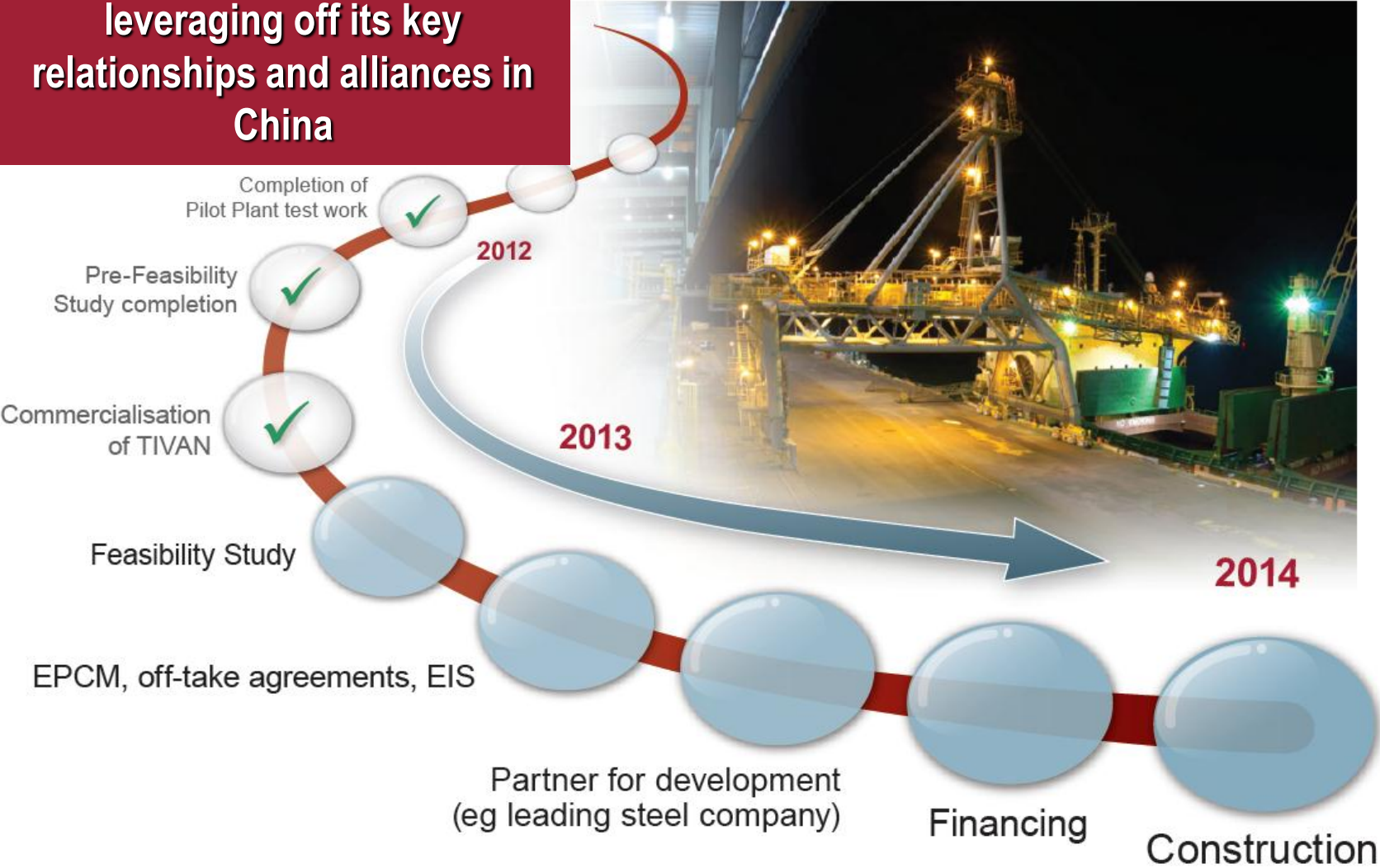
The outlook for vanadium and titanium prices remains strong

Titanium Production & Price Forecasts



NEXT PHASE: Project Realisation

TNG has outlined a clear development pathway, leveraging off its key relationships and alliances in China



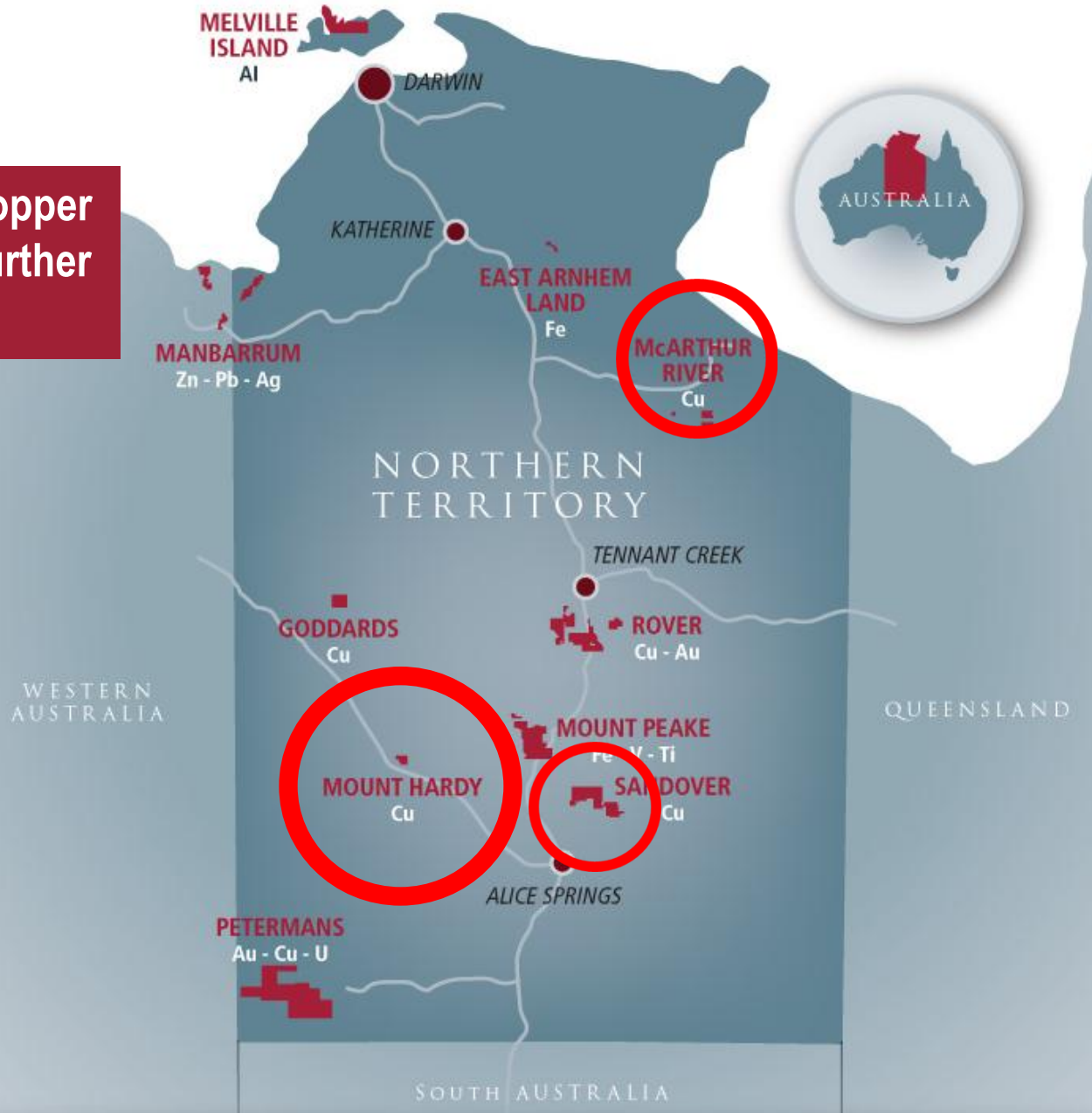
CURRENT DRILLING PROGRAMME:

- ***10 Diamond holes, 2100m , completed for Metallurgical testwork***
- ***25 RC holes , 2700m completed for resource extension and new JORC resource update***
- ***Magnetite Mineralisation noted in RC extension programme***

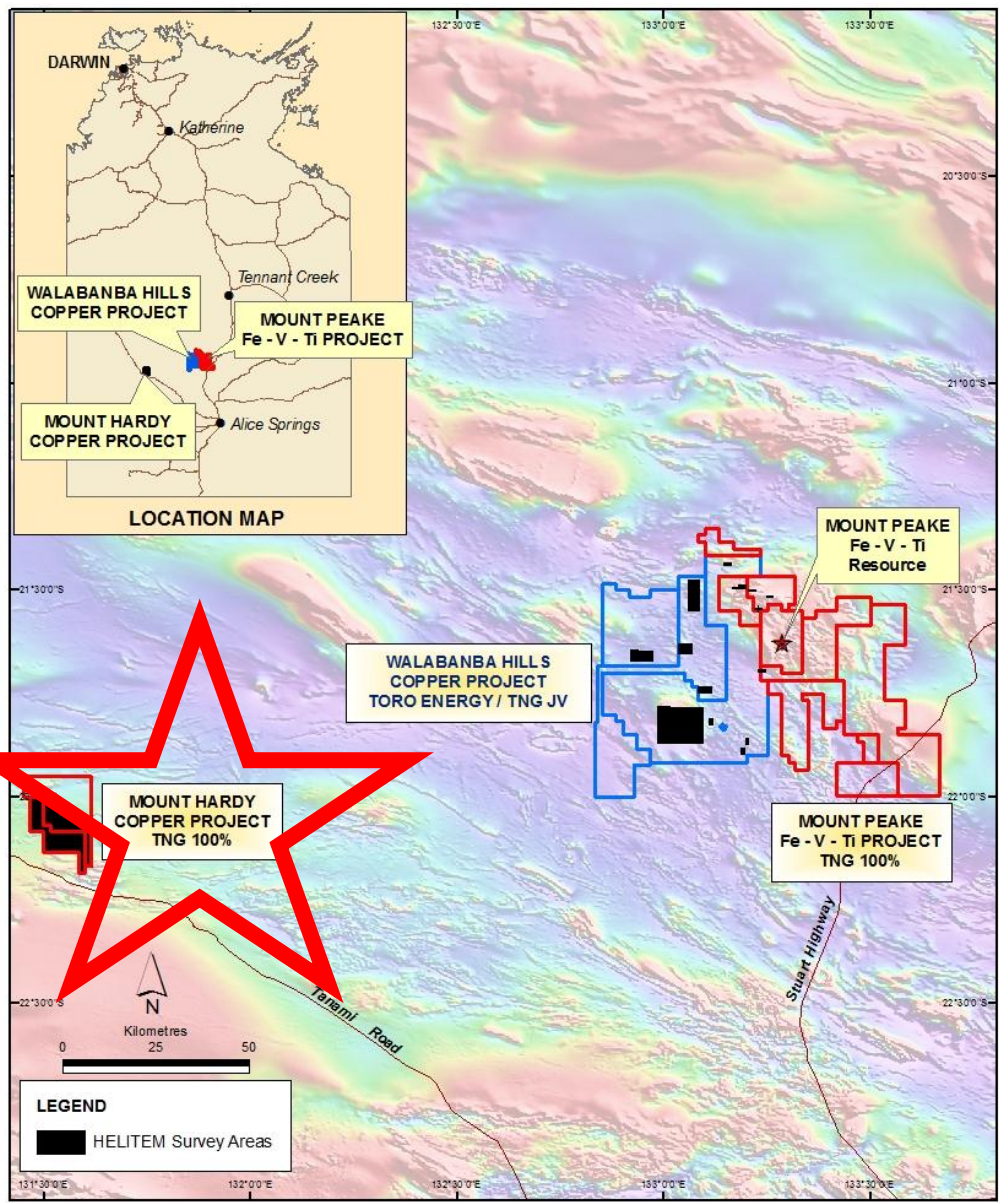


Expanded Copper Portfolio

Systematically expanded copper exploration portfolio with further strategic acquisitions



Copper Exploration Ramping Up in 2013



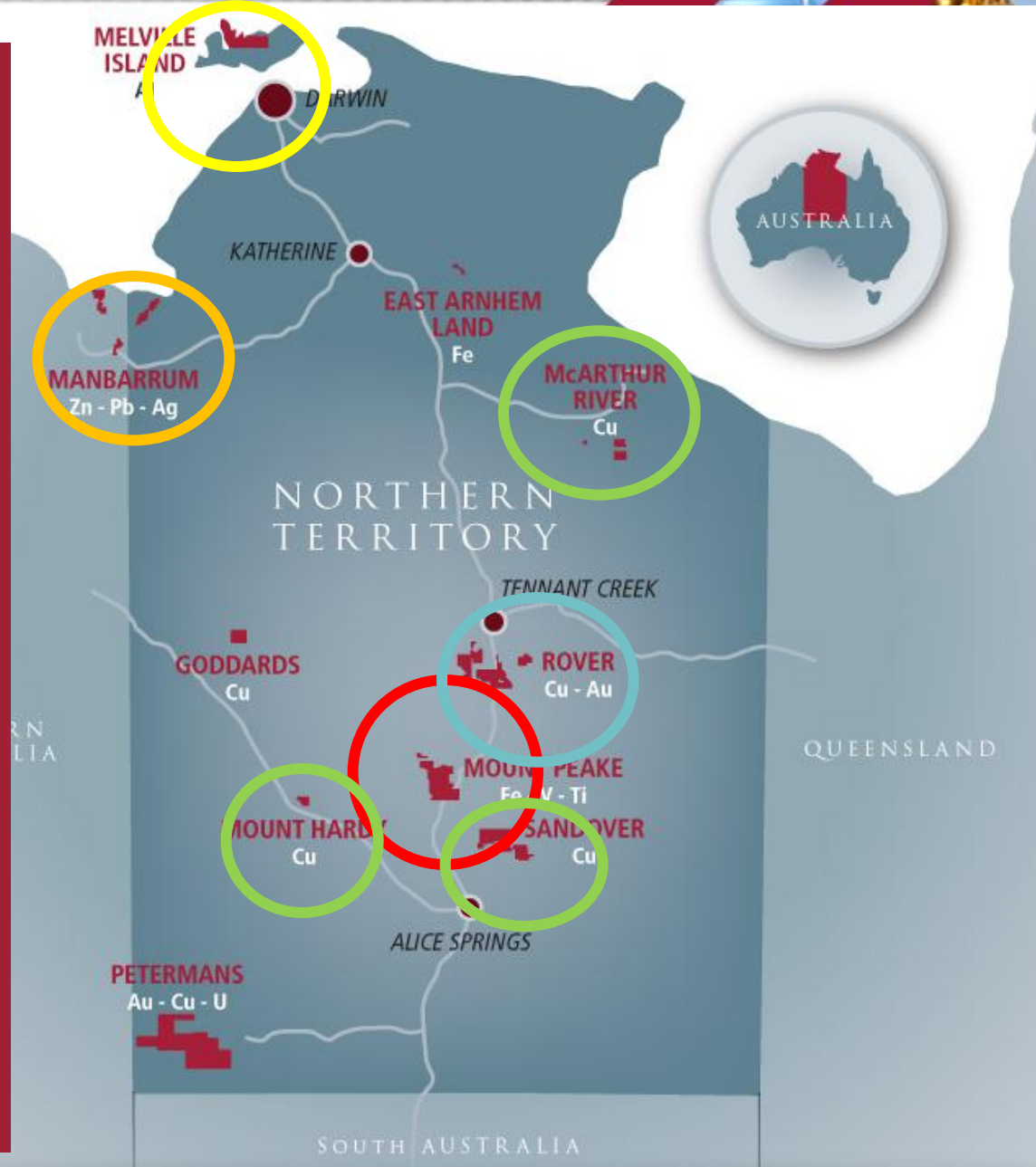
- ✓ **Mount Hardy Copper Project (TNG: 100%)**
 - Extensive high-grade surface Cu with anomalous Au, Ag and Pb
 - Rock chip grades of up to 35% Cu, 16% Pb, 7% Zn, 7g/t Au, 400g/t Ag*
 - Drilling confirmed extensive mineralisation
- ✓ **Walabanba Hills (JV with Toro Energy – earning up to 80%)**
 - Numerous magnetic targets anomalous in Ni, Cu and PGM
 - Historical results up to 3,581ppm Ni and 2,410ppm Cu over 20-50m

* Refer ASX release 10 October 2012

TNG Assets Value Increase

Australian mineral exploration portfolio continues to increase in value...

- Mount Peake a \$12B project
- Highly prospective copper exploration tenements
- Manbarrum Zinc Project (JV with KBL Mining – moving to production)
- Melville Island (JV with Rio Tinto)
- Rover Project (JV with WDR)
- Cawse (JV with Norilsk)



Outlook and Aims for 2013

- ✓ Completion of Feasibility Study on MOUNT PEAKE
- ✓ Completion of TIVAN™ International Patent
 - Finalise commercial testwork*
- ✓ Upgrade of JORC resource to Measured
- ✓ Advance copper exploration:
 - Potential maiden resource at Mount Hardy*
- ✓ Continue to expand mineral-asset portfolio
- ✓ On-time delivery on projects by experienced management team
- ✓ Outlook for strategic metals and TNG's projects remains strong



SUMMARY

- A year of significant achievement***
- Key milestones completed***
- Company in strong position***
- Thank all staff and consultants of TNG***





THANK YOU

ASX Code: TNG

QUEENSLAND



Appendix – Background Data

Exploration Targets:

The potential quantity and grade in any reference to exploration targets and resource potential is conceptual in nature. There has been insufficient exploration to define a Mineral Resource and it is uncertain if further exploration will result in the determination of a Mineral Resource.

Pre-Feasibility Study:

Reference to the PFS is to the ASX announcement of July 2012, which was prepared based on the Company's presently delineated mineral resource estimate. Any investment decision should be considered based on this information.

Key assumptions of PFS include:

- Operating costs and pit slope angles related to mining estimated to a Pre-Feasibility Study level ($\pm 25\%$)
- V_2O_5 price of US\$20,305/tonne (> 90% grade)
- TiO_2 price of US\$400/tonne (> 55% grade)
- Fe_2O_3 price of US\$200/tonne (> 69% grade)
- Royalty rate of 2.5% per tonne of plant feed
- Discount rate of 8%
- AUD\$/US\$ exchange rate of 1 US\$ = 1AUD\$

Nett Annual Cash Flow:

Is defined as the average discounted cash flow per annum after all CAPEX (pre-strip CAPEX, initial CAPEX, and expansion CAPEX) has been deducted, but ignores cost or source of capital, hedging, tax, depreciation, rehabilitation and salvage.