



**toxfree**

**Macquarie Australia Conference  
2 May 2012**


# Agenda

Contents	
1	Capital structure
2	Company profile
3	Corporate strategy
4	Market trends
5	1H FY12 Key highlights
6	DoloMatrix acquisition
7	Outlook



# Capital Structure

ASX CODE – TOX		
Shares on issue	114,668,108	
Unlisted employee options	3,743,500	
No. of shareholders	3,468 (approx)	
Market capitalisation	\$310 m (approx)	
Substantial shareholders	IOOF	9.1%
	Australian Foundation Investment Co	8.2%
	Fisher Funds Management Ltd	7.3%



# Company profile

- One of the largest industrial service and waste management businesses in Australia
- Strategically located facilities
- Unique licenses and specialist technologies
- Provide diverse number of industrial and waste services to all market sectors
- Resource sector and hazardous waste focus
- Focus on competitive advantage through safety, service delivery, sustainable waste management practices, treatment licenses and technologies
- Growth - combination of acquisition, green field development, organic and contract growth



# Our Services

- **Waste Services**

- The collection, recycling and management of primarily solid wastes

- **Industrial Services**

- Includes high pressure water jetting, vacuum loading, tank cleaning, coatings removal and application

- **Hazardous Waste Services**

- The treatment, recycling and destruction of industrial and hazardous wastes



# Corporate Strategy

1. Leader in hazardous waste management nationally

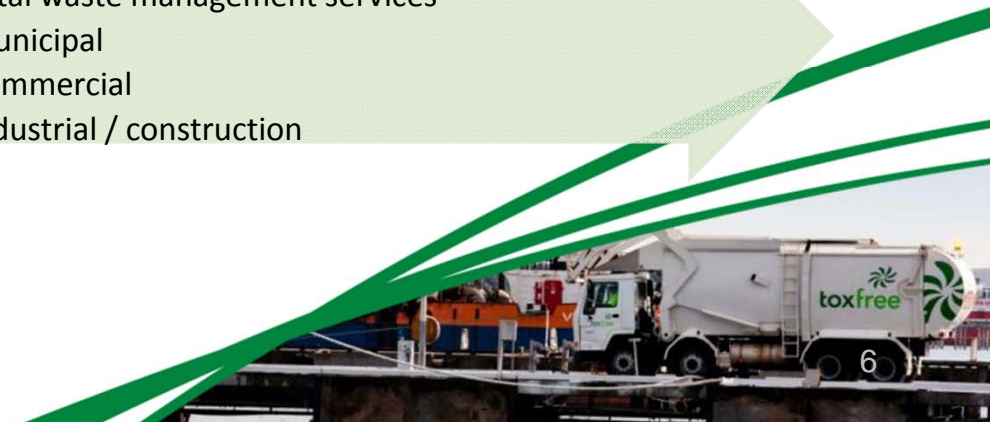
- Best technologies
- Best licences
- Best people
- High barriers to entry

2. Provide a broad range of industrial services to blue chip clients under long term contract

- Mining
- Oil and gas
- Infrastructure
- Heavy manufacturing

3. Provide all waste services in all regional resource hubs of Australia

- Resource focus - WA, QLD and NT
- Total waste management services
- Municipal
- Commercial
- Industrial / construction



# Australian Waste Market by Waste Type

	Industry Revenue (\$' Bn )	Competitive Intensity	Industry Profits (\$'m)	Industry Attractiveness	Toxfree Share %
Commercial	3	Medium - High	300	Medium	0
Construction	2.3	High	112	Low	0
Municipal	1.8	High	136	Low	<1 %
Industrial	1.7	Low - Medium	198	Med High	<5%
Hazardous	1.0	Low	120	High	5 - 10%
Total	10		866		<2%

\* National Waste Report 2010, Review of Waste Strategy in NSW 2010, IBIS – Waste Disposal Services in Australia 2009.



safe.reliable.sustainable

# Market Trends

- Australia is the 2nd highest producers of waste per capita behind USA at 2.1 tonnes per head p.a.
- Increasing government landfill levies and disposal costs will continue to drive recycling and divert waste from landfill
- Carbon tax will further promote reuse, recycling, treatment and landfill avoidance
- Government regulation and environmental sustainability is driving the transition from landfill to recycling and recovery
- Large clients are aggregating procurement more and increasing numbers seek a “One Stop Shop” solution
- At 50m tonnes and \$10Bn, the market is large, and growing around 5% p.a.
- Highly competitive, and fragmented, with the top 5 industry players having less than 50% market share

A decorative graphic consisting of three overlapping, upward-sloping green lines that form a triangular shape pointing to the right, located in the bottom right corner of the slide.

safe.reliable.sustainable



# FY12 First Half – Key Highlights

---

- Revenue up 41% to \$92.2M pcp
- EBITDA up 50% to \$20.1M pcp
- NPAT up 70% to \$7.9M pcp
- Zero Lost Time Injuries
- Expansion of services in Gladstone, Mackay, Roma, Port Hedland and Darwin
- Acquisition of MMS Enterprises and Pilbara Waste during period
- Acquisition of DMX assets on 15 February 2012
- Commencement of indigenous joint venture and award by the joint venture of waste services contract with Fortescue Metals Group
- Extension of existing Woodside contract and commencement of Pluto
- Strong operational performance from all divisions particularly Waste Services and major contracts
- Awarded the National Safety Council of Australia / GIO National Safety Award of Excellence



# Acquisition of DoloMatrix assets

---

- Regarded as the leading provider of hazardous waste and resource recovery services on the east coast of Australia
- Unique licences and technologies
- Acquired for \$58 M, settlement occurred 15 February 2012
- Funded through \$27 M institutional placement and \$40 M debt facility
- Proforma FY12 EBITDA of \$11.5 M
- Acquisition costs of approximately \$2.3 M
- Additional funds used to fund working capital



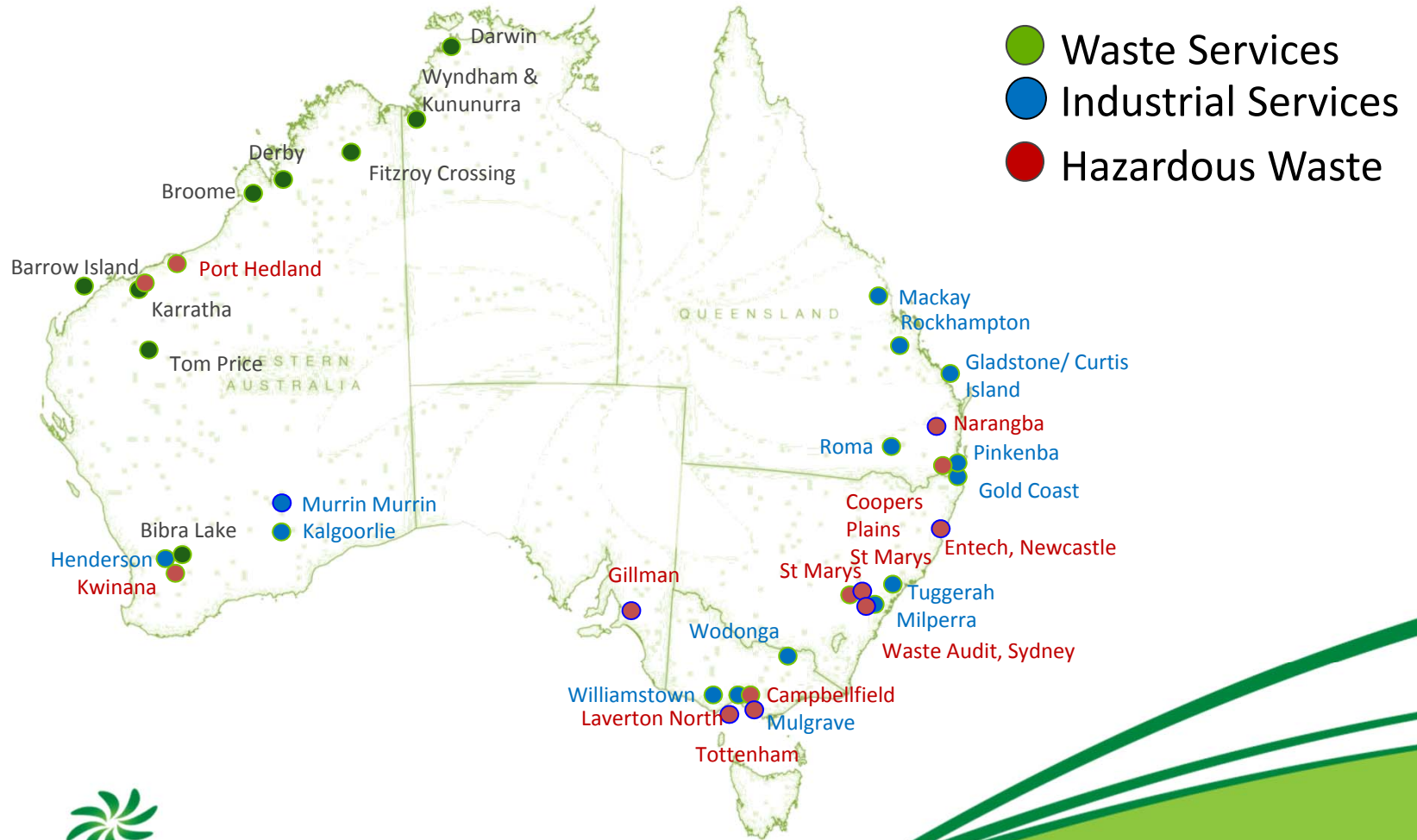
# Why DoloMatrix?

---

- The operations of DoloMatrix are extremely valuable and important to Toxfree's corporate strategy
- Excellent technologies
- Unique licences
- Strategically located sites through the east coast
- Skilled and experienced workforce
- Large customer base
- Able to combine assets with Toxfree facilities to build market share and improve waste treatment efficiencies
- Toxfree is now able to offer Environmental Services to its customer base through addition of Waste Audit and Entech



# Combined Group Service Locations



safe.reliable.sustainable

# Group Organisational Structure

- Operational restructure in line with our three services and growth strategies to provide focus and enable efficiencies to be established
- National branding of all businesses to “Toxfree” to build market recognition and one team company focus – expense of approx \$500 K



# Outlook

---

- Focus on integration of DMX and development of operational synergies
- One off costs in FY12 from DMX acquisition and integration (\$2.3 M) as well as national rebranding programme (\$0.5 M)
- Commencement of services to Fortescue Metals Group by the Toxfree JV
- FY13 contribution from acquisitions of DMX, MMS and Pilbara Waste
- Organic growth of core business - Economic activity stimulated by Western Australian and Queensland resource projects
- Award of further contracts throughout Australia
- Positive medium to long term outlook through market drivers



# Questions

**Steve Gostlow**

Managing Director

Email: [s.gostlow@toxfree.com.au](mailto:s.gostlow@toxfree.com.au)

Tel: +61 8 6216 7000

Mob: +61 (0) 419 197 155

**Jason Dixon**

Executive General Manager – Corporate and Risk

Email: [j.dixon@toxfree.com.au](mailto:j.dixon@toxfree.com.au)

Tel: +61 3 9541 4700

Mob: + 61 (0) 419 310 792

**Michael Constable**

Chief Financial Officer

Email: [m.constable@toxfree.com.au](mailto:m.constable@toxfree.com.au)

Tel: +61 3 9541 4700

Mob: + 61 (0) 419 504 003

A decorative graphic in the bottom right corner consisting of several overlapping, upward-sloping green lines of varying shades, creating a sense of growth and movement.

safe.reliable.sustainable