

SIRIUS RESOURCES NL

ASX: SIR

ABN: 46 009 150 083

Street address:

Unit 5, 5 Mumford Place,
Balcatta 6021,
Western Australia 6021

Postal address:

PO Box 1011,
Balcatta,
Western Australia 6914

Tel: +61 8 9240 8914

Fax: +61 8 9240 8915

Email:

admin@siriusresources.com.au

Web:

www.siriusresources.com.au

Projects:

Fraser Range nickel-copper, gold

Polar Bear gold, nickel

Youanmi nickel, copper, PGM's



MORE NICKEL AT NOVA

- **Nova drillout complete – maiden JORC resource on schedule for end March**
- **Extensions discovered – including possible feeder zone on eastern edge of Nova (open down dip)**
- **Exploration drilling recommenced**

Sirius Resources NL (**ASX:SIR**) ("**Sirius**" or the "**Company**") advises that it has completed the infill resource drilling at Nova and that drilling around the margins of the deposit has encountered better than expected mineralisation, including an eastern extension that may be a mineralised feeder zone. Drilling will now focus on exploring this and additional targets within the Eye.

Resource drilling

The infill drilling program is now complete and the maiden JORC mineral resource estimate remains on schedule for the end of March.

New intersections of note are shown in Figure 1 and summarised in Table 1, and include the following (all estimated to be true width):

- **26.82 metres @ 6.01% nickel and 2.1% copper** from 396.83 metres in hole SFRD0196M, towards the eastern edge of the deposit.
- **14.27 metres @ 6.58% nickel and 2.84% copper** from 383.8 metres in hole SFRD0199, on the northern edge of the deposit.
- **35.23 metres @ 2.43% nickel and 0.99% copper** from 299.23 metres in hole SFRD0197M, on the western edge of the deposit.
- **8.93 metres @ 2.27% nickel and 1.12% copper** from 409.24 metres in hole SFRD0186, on the south-eastern edge of the deposit.
- **46.63 metres @ 2.57% nickel and 0.95% copper** from 316.58 metres, including **13.83 metres @ 6.14% nickel and 2.58% copper** from 334.01 metres in hole SFRD0185M, internal to the deposit.

Extensional drilling – southern tip

Drilling at the extreme south-western tip of the deposit on the 475N line (to the south of the discovery line) has encountered better than expected mineralisation relatively close to surface (*see Figure 1*). This mineralisation is not yet closed off and may extend further upwards towards the surface. Intersections include:

- **11.3 metres of stringer and breccia sulphides, including 4 metres of massive sulphides** from 71.5 metres in hole SFRD0240.
- **7.9 metres of breccia sulphides** from 61.4 metres in hole SFRD0243.

Extensional drilling – eastern breccia zone

Drilling at the eastern edge of the deposit (its deepest point) has also intersected more mineralisation than expected (*see Figure 1*), in the form of a sulphide breccia zone (*see Figure 2*), extending the known mineralisation more than 60 metres to the southeast on a 100 metre wide front from the previous boundary, as follows:

- **9.2 metres of breccia sulphides** from 350.3 metres in hole SFRD0241.
- **18 metres of disseminated sulphides including approximately 5 metres of breccia sulphides on the upper contact and 2.8 metres of breccia sulphides on the lower contact** from 398 metres in hole SFRD0253, located over 40 metres east and down dip of SFRD0241.
- **12.7 metres of breccia and stringer sulphides** from 381.8 metres in hole SFRD0242.
- **2.0 metres of massive sulphide** from 393.05 metres in hole SFRD0252, located over 30 metres east and down dip of SFRD0242.
- **18.4 metres of disseminated and stringer sulphides** from 393.7 metres including **3 metres of breccia sulphides** from 394.1 metres in hole SFRD0251, located 35 metres from the nearest drillhole.

This breccia zone occurs at a specific stratigraphic horizon (*see Figure 3*). It may represent a sheet of structurally remobilised sulphides or alternatively a feeder zone, which is a pipe or sheet that may have originally acted as a conduit for the flow and emplacement of the magma and the mineralisation between Nova and another, deeper magma chamber. Such feeder zones (known as “chonoliths”) and magma chambers are typical features of the large magmatic nickel sulphide systems. This zone is open to the east and south and is a high priority target.

Exploration – the Eye and beyond

The knowledge gained from the drillout confirms that Nova is indeed a Proterozoic mafic intrusion hosted magmatic sulphide deposit. Examples of this style of deposit include Vale’s Voisey’s Bay deposit and Xstrata’s Kabanga deposit. The geology of Nova is shown schematically in Figure 4.

Now that the Nova resource infill program is complete and our understanding of the geology is enhanced, exploration drilling will recommence on various targets within the Eye. These include:

- The eastern edge of Nova, which has not yet been closed off – to define extensions and to determine if these do indeed represent a magma feeder zone, and if so, to track it towards its source.
- Conductor 5, to the northeast of Nova.
- Tethys, to the northeast of conductor 5.
- General systematic drilling of the western rim and its down dip continuation.
- Targets beyond the Eye, including the Yardilla EM anomaly (pending clearances and approvals).

A detailed gravity survey has just been completed across the Eye to identify additional targets beyond the effective depth penetration range of surface electromagnetic (EM) geophysics. The gravity survey is designed to detect bodies of dense rock, and given that the sulphide mineralisation and host rock at Nova is very dense, the gravity survey should assist in locating any deeper repetitions of this to guide future drilling.

Sirius' Managing Director Mark Bennett said "I am proud of our team for executing the drillout like clockwork – in record time and without incident. With the completion of this and the development of a solid geological model we now know Nova is an exceptional, robust deposit and we can now use what we've learned to start the hunt for more".

"The discovery of the eastern breccia zone further demonstrates the potential scale of this system and bodes well for the discovery of more nickel mineralisation adjacent to Nova, in the Eye and beyond" he said.

A handwritten signature in black ink that reads "Mark Bennett".

Mark Bennett, Managing Director and CEO

(Figures and Tables below)

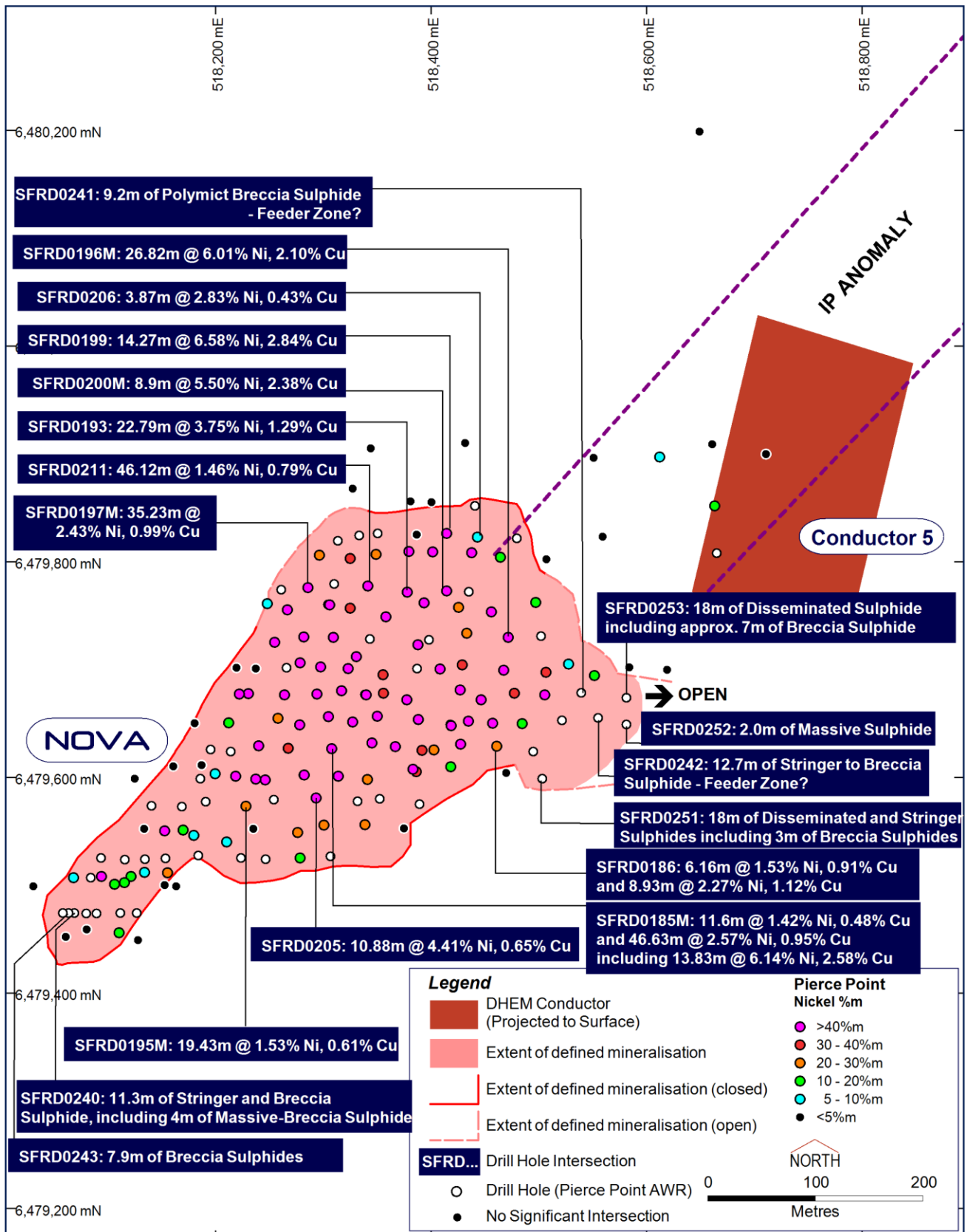


Figure 1. Plan projection of Nova, showing location of new infill drill holes (with assayed intersections) and additional drill intersections around the edges of the deposit (visual intersections) – including those relating to a possible feeder zone on the eastern edge of the deposit. Previously reported intercepts are shown as metal factor (ie, estimated true width x grade, commonly referred to as %metre, %m or metal factor). Polymict means containing fragments of a variety of different rock types.




Figure 2. Photos of various styles of breccia mineralisation in holes SFRD0241, 242, 252 and 253 at the easternmost edge of Nova, showing fragments (“clasts”) of various rock types surrounded by sulphides. The clasts are exotic (ie, of various types from elsewhere and carried into this location) and their serrated margins suggest that the molten sulphide magma has partially melted or “digested” them. This zone could be a tectonic breccia (ie, physically dismembered from somewhere else by shearing) or a magmatic breccia (ie, part of a feeder zone tapping another reservoir of mineralised magma).



Figure 3. Photo of breccia sulphide from SFRD0251, showing fragments of wallrock, large red garnet crystals, the pale banded carbonate (marble) marker bed, brassy yellow clots of chalcopyrite (copper), silvery crystals of pentlandite (nickel) and bronze coloured pyrrhotite.

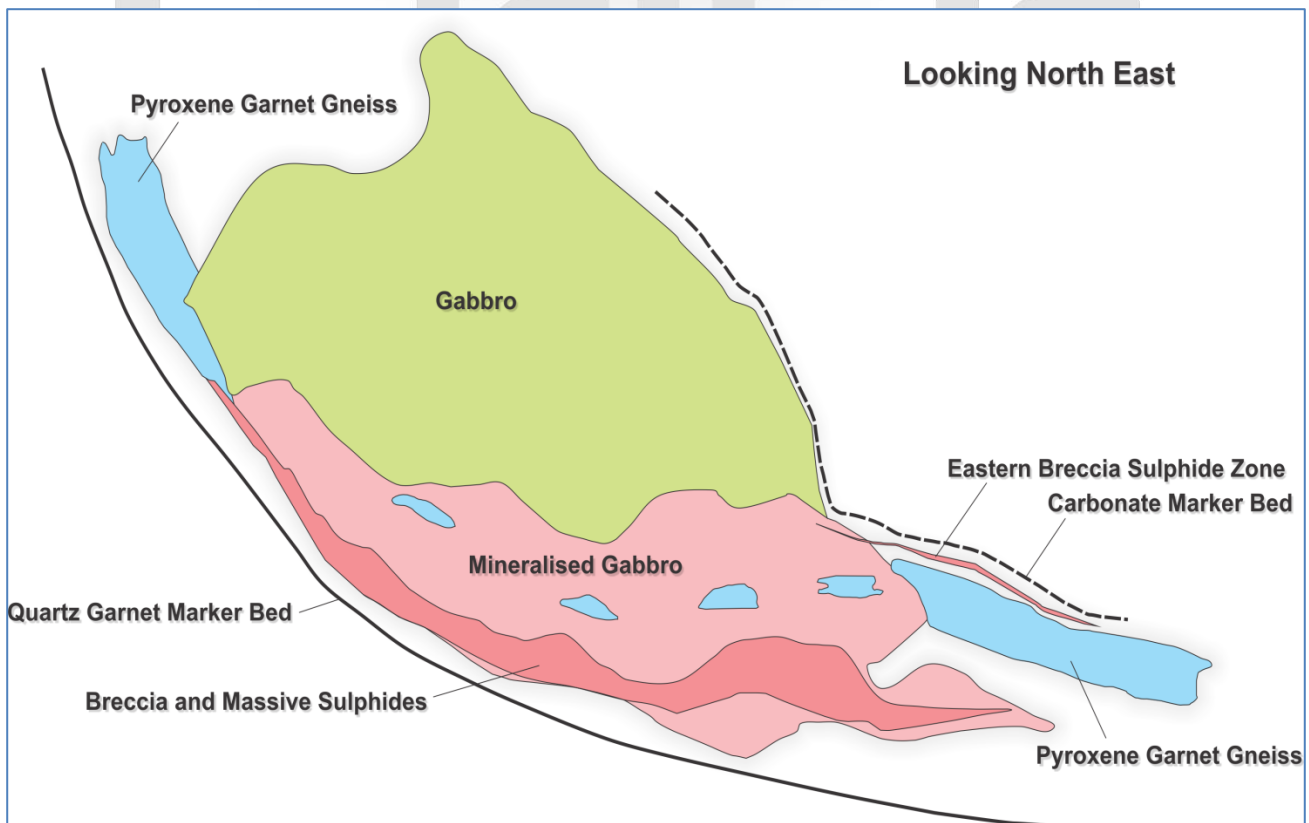


Figure 4. Schematic cross section of the Nova deposit looking northeast, showing the host intrusion, mineralisation styles and zones, the possible eastern feeder zone and the general geology defined in the drillout.

Hole No.	North	East	Dip	Azim	From, m	To, m	Width m	Grade, % Ni, Cu, Co & g/t Ag, Au, Pt, Pd
SFRC0024	6479503	518212	60	270	174	175	1	0.76% Ni, 1.36% Cu, 0.03% Co, 4.0g/t Ag
And					178	181	3	0.31% Ni, 0.68% Cu, 0.01% Co, 1.4g/t Ag
And					191	195	4	4.02% Ni, 1.41% Cu, 0.12% Co, 2.2g/t Ag
SFRC0025	6479506	518080	60	270	-	-	-	Missed target
SFRC0026	6479505	518151	60	270	123	136	13	4.30% Ni, 1.83% Cu, 0.12% Co, 3.1g/t Ag, 0.09g/t Pd, 0.08g/t Pt
Including					128	136	8	5.81% Ni, 2.26% Cu, 0.16% Co, 3.7g/t Ag, 0.12g/t Pd, 0.12g/t Pt
SFRC0027	6479499	518249	60	270	229	238	9	1.48% Ni, 0.86% Cu, 0.05% Co, 2.5g/t Ag, 0.15g/t Au
Including					229	232	3	1.45% Cu, 0.4% Ni, 4.9g/t Ag, 0.34g/t Au
And					232	238	6	1.84% Ni, 0.57% Cu
Including					236	237	1	4.70% Ni, 0.40% Cu, 0.12% Co
SFRC0028	6479452	518152	60	270	116	120	4	0.48% Ni, 0.38% Cu, 0.02% Co, 0.09g/t Ag
And					156	164	8	0.25% Ni, 0.22% Cu, 1.5g/t Ag
SFRC0029	6479600	518299	60	270	234	236	2	0.96% Ni, 0.46% Cu, 1.3g/t Ag
SFRC0030	6479600	518250	60	270	188	196	8	0.41% Ni, 0.40% Cu, 0.02% Co, 1.78g/t Ag
SFRC0031	6479600	518200	60	270	-	-	-	Missed target
SFRC0032	6479506	518084	75	270	60	64	4	1.47% Ni, 0.17% Cu, 0.05% Co, 0.25g/t Ag
and					80	82	2	2.11% Ni, 1.12% Cu, 0.07% Co, 4.25g/t Ag
SFRC0033	6479501	518154	70	270	165	171	6	3.16% Ni, 0.49% Cu, 0.10% Co, 1.12g/t Ag
SFRC0034	6479503	518230	60	270	200	204	4	0.22% Ni, 1.07% Cu, 0.01% Co, 2.8g/t Ag
And					212	219	7	1.27% Ni, 0.35% Cu, 0.04% Co, 0.84g/t Ag
Including					216	219	3	2.63% Ni, 0.45% Cu, 0.08% Co, 1.13g/t Ag
And					220	224	4	0.18% Ni, 0.47% Cu, 1.1g/t Ag
SFRD0035	6479503	518155	70	270	146.7	152.9	6.2	1.68% Ni, 0.36% Cu, 0.05% Co, 0.3g/t Ag
Including					149.2	152.9	2.9	2.52% Ni, 0.44% Cu, 0.08% Co, 0.5g/t Ag
SFRC0036	6479439	518640	90	n/a	n/a	n/a	n/a	Abandoned
SFRD0037	6479599	518352	60	270	263.9	268.4	4.5	0.23% Ni, 1.16% Cu, 0.01% Co, 3.9g/t Ag, 0.1g/t Pt
and					268.4	281.7	13.3	3.9% Ni, 2.0% Cu, 0.12% Co, 3.7g/t Ag
Including					271.85	279	7.15	5.1% Ni, 2.36% Cu, 0.15% Co, 4.0g/t Ag
SFRD0038	6479499	518296	60	270	285.4	286.1	0.7	2.85% Ni, 0.33% Cu, 0.08% Co
SFRD0039	6479599	518352	69	270	270	271	1	1.71% Ni, 0.51% Cu, 0.06% Co, 0.8g/t Ag
And					272.97	273.24	0.27	6.58% Ni, 0.98% Cu, 0.21% Co, 1.6g/t Ag
And					298.1	313.52	15.42	2.74% Ni, 1.09% Cu, 0.09% Co, 2.54g/t Ag
Including					298.1	301.7	3.6	4.83% Ni, 1.73% Cu, 0.15% Co, 3.98g/t Ag
And					311.3	313.5	2.22	5.92% Ni, 0.82% Cu, 0.19% Co, 1.85g/t Ag
SFRD0041	6479599	518352	76	270	293.4	329	35.6	3.47% Ni, 1.44% Cu, 0.10% Co, 3.19g/t Ag
Including					293.4	308.9	15.5	4.72% Ni, 1.98% Cu, 0.15% Co, 4.7g/t Ag
Including					302.17	308.9	6.73	6.11% Ni, 2.14% Cu, 0.19% Co, 4.95g/t Ag
And					321.66	326.68	5.02	6.11% Ni, 2.57% Cu, 0.19% Co, 5.64g/t Ag
Also					341	344	3	1.86% Ni, 1.26% Cu, 0.05% Co, 4.61g/t Ag
And					349.6	350.5	0.9	6.15% Ni, 1.25% Cu, 0.19% Co, 2.5g/t Ag
SFRD0042	6479700	518501	60	270	361.3	384	22.7	0.91% Ni, 0.73% Cu, 0.02% Co, 6.55g/t Ag, 0.1g/t Au
and					392.72	413.65	20.93	1.56% Ni, 0.65% Cu, 0.05% Co, 1.85g/t Ag
SFRD0043	6479600	518399	74	270	314.4	319.8	5.4	4.72% Ni, 2.01% Cu, 0.14% Co, 3.98g/t Ag
and					330.74	344.57	13.83	3.11% Ni, 0.97% Cu, 0.10% Co, 2.6g/t Ag, 0.12g/t Pt
including					338.73	344.57	5.84	5.11% Ni, 1.4% Cu, 0.16% Co, 3.46g/t Ag,

								0.26g/t Pt
SFRD0044	6479600	518399	80	270	327.8	332.38	4.58	2.33% Ni, 0.67% Cu, 0.07% Co, 1.3g/t Ag
and					348.05	349.91	1.86	1.17% Ni, 0.99% Cu, 0.04% Co
and					356	363.21	7.21	2.2% Ni, 1.27% Cu, 0.07% Co, 3.8g/t Ag, 0.1g/t Au
SFRD0045	6479549	518299	60	270	248.95	250.75	1.8	1.21% Ni, 0.49% Cu, 0.04% Co, 0.45g/t Ag
and					255.11	257.19	2.08	1.93% Ni, 0.35% Cu, 0.07% Co, 0.28g/t Ag
SFRD0046W1	6479700	518501	67	270	363.75	384	20.25	1.94% Ni, 0.53% Cu, 0.06% Co, 1.67g/t Ag
including					364.82	367.43	2.61	7.45% Ni, 0.98% Cu, 0.25% Co, 1.94g/t Ag, 0.1g/t Pd
and					402.75	405.02	2.27	5.18% Ni, 1.63% Cu, 0.16% Co, 3.81g/t Ag
SFRD0047	6479549	518299	70	270	265.37	272.67	7.3	0.64% Ni, 0.36% Cu, 0.02% Co
and					296.1	300.91	4.81	1.09% Ni, 0.41% Cu, 0.03% Co
SFRD0049	6479600	518552	65	270	405.74	426	20.26	1.57% Ni, 0.51% Cu, 0.05% Co, 1.66g/t Ag
SFRD0050	6479600	518553	70	270	362.94	363.95	1.01	4.92% Ni, 1.06% Cu, 0.16% Co
and					398	404.8	6.8	0.79% Ni, 0.5% Cu, 0.03% Co
and					412.85	419.07	6.22	1.77% Ni, 0.41% Cu, 0.06% Co
SFRD0051	6479549	518199	82	270	206	209	3	1.25% Ni, 0.15% Cu, 0.03% Co
and					218	223.8	5.8	2.05% Ni, 0.79% Cu, 0.06% Co
including					221	223.8	2.8	3.06% Ni, 0.91% Cu, 0.09% Co
SFRD0052	6479549	518196	67	270	159	164	5	0.57% Ni, 2.36% Cu, 0.03% Co, 10.01g/t Ag, 0.15g/t Au
including					159	161	2	0.43% Ni, 4.68% Cu, 0.03% Co, 19.21g/t Ag, 0.21g/t Au
SFRD0053	6479700	518501	74	270	376	383.3	7.3	2.2% Ni, 0.6% Cu, 0.07% Co
and					393	410	17	3.68% Ni, 3.82% Cu, 0.12% Co
including					398.9	410	11.1	4.31% Ni, 5.03% Cu, 0.14% Co
SFRD0054	6479700	518501	79	270	392.44	405.07	12.63	2.57% Ni, 1.85% Cu, 0.08% Co
SFRD0055	6479649	518400	70	270	310.5	312.07	1.57	1.99% Ni, 0.57% Cu, 0.07% Co
and					331.06	366.28	35.22	3.09% Ni, 1.06% Cu, 0.10% Co
including					354.75	366.28	11.53	5.42% Ni, 1.83% Cu, 0.17% Co
SFRD0056	6479649	518398	60	270	276.24	277.44	1.2	0.86% Ni, 3.11% Cu, 0.04% Co
and					282.77	292.8	10.03	0.85% Ni, 0.49% Cu, 0.03% Co
and					301	304	3	0.26% Ni, 1.18% Cu, 0.02% Co
and					309	326.72	17.72	1.58% Ni, 0.72% Cu, 0.05% Co
including					321.1	326.72	5.62	3.48% Ni, 1.12% Cu, 0.11% Co
SFRD0057	6479700	518599	70	270	393.01	431.91	38.9	3.23% Ni, 1.46% Cu, 0.10% Co
including					407.05	423.49	16.44	5.23% Ni, 2.19% Cu, 0.16% Co
including					413.38	423.49	10.11	6.0% Ni, 2.75% Cu, 0.19% Co
SFRD0058	6479700	518351	77	270	298	345.2	47.2	1.86% Ni, 0.57% Cu, 0.06% Co
including					309.2	345.2	36	2.23% Ni, 0.65% Cu, 0.08% Co
including					309.2	312.25	3.05	6.1% Ni, 1.31% Cu, 0.19% Co
SFRD0059	6479800	518602	71	270	416.48	422.22	5.74	3.3% Ni, 0.8% Cu, 0.1% Co
SFRD0060	6479649	518518	60	270	368	376	8	0.89% Ni, 0.46% Cu, 0.03% Co
and					395	410.45	15.45	4.61% Ni, 2.19% Cu, 0.15% Co
including					396.25	405.1	8.85	6.29% Ni, 3.08% Cu, 0.21% Co
and					417	423	6	2.02% Ni, 1.01% Cu, 0.06% Co
SFRD0061	6479649	518521	67	270	361.82	423.5	61.68	3.4% Ni, 1.27% Cu, 0.10% Co
including					361.82	364.21	2.39	6.56% Ni, 1.5% Cu, 0.19% Co
and					384.08	406.93	22.85	5.83% Ni, 2.03% Cu, 0.17% Co
SFRD0065	6479800	518601	65	270	404	422.05	18.05	4.11% Ni, 1.74% Cu, 0.13% Co
including					410.3	419.4	9.1	6.2% Ni, 2.67% Cu, 0.20% Co

SFRD0066	6479700	518600	75	270	412.02	420.47	8.45	4.19% Ni, 1.6% Cu, 0.12% Co
SFRD0070	6479800	518601	60	270	379.82	384.63	4.81	0.93% Ni, 0.33% Cu, 0.02% Co
and					394.92	423	28.08	4.48% Ni, 1.77% Cu, 0.14% Co
including					399.29	405.5	6.21	5.93% Ni, 2.55% Cu, 0.18% Co
and					412.4	423	10.6	6.5% Ni, 2.48% Cu, 0.20% Co
SFRD0076	6479700	518601	82	270	346	349.6	3.6	4.43% Ni, 1.42% Cu, 0.16% Co
and					362.5	365	2.5	1.04% Ni, 0.4% Cu, 0.04% Co
SFRD0077	6479649	518521	75	270	349	412.6	63.6	3.41% Ni, 1.3% Cu, 0.11% Co
including					363	378.23	15.23	7.01% Ni, 2.36% Cu, 0.22% Co
SFRD0078	6479799	518498	66	270	343	346	3	0.95% Ni, 0.12% Cu, 0.03% Co
and					358	363	5	0.96% Ni, 0.24% Cu, 0.03% Co
and					377.3	383.3	6	4.63% Ni, 0.84% Cu, 0.15% Co
SFRD0079	6479700	518736	71	270	380	381.6	1.6	0.85% Ni, 0.34% Cu, 0.02% Co
SFRD0086	6479649	518521	84	270	395.95	400	4.05	1.09% Ni, 0.42% Cu, 0.04% Co
and					405	412.5	7.5	0.71% Ni, 0.52% Cu, 0.03% Co
and					416.35	421	4.65	2.32% Ni, 0.86% Cu, 0.07% Co
SFRD0087	6479799	518498	60	270	327	330	3	0.88% Ni, 0.42% Cu, 0.02% Co
and					353	375.65	22.65	1.58% Ni, 0.59% Cu, 0.05% Co
including					363	375.65	12.65	2.26% Ni, 0.79% Cu, 0.07% Co
including					373	375.65	2.65	5.47% Ni, 0.96% Cu, 0.16% Co
SFRD0090	6479748	518540	67	270	376.11	409.91	33.8	4.03% Ni, 1.69% Cu, 0.13% Co
including					388.96	401.96	13	5.43% Ni, 2.25% Cu, 0.18% Co
SFRD0093	6479799	518448	60	270	307	323.6	16.6	1.31% Ni, 0.54% Cu, 0.04% Co
including					321.4	323.6	2.2	4.02% Ni, 1.18% Cu, 0.12% Co
and					330.65	331	0.35	0.73% Ni, 10.9% Cu, 0.05% Co
SFRD0094	6479700	518350	66	270	244.9	248	3.1	1.32% Ni, 0.23% Cu, 0.05% Co
and					289.3	289.8	0.5	6.53% Ni, 1.14% Cu, 0.19% Co
and					294	295.4	1.4	0.67% Ni, 1.6% Cu, 0.03% Co
SFRD0095	6479899	518701	70	270	270	285	15	0.52% Ni, 0.28% Cu, 0.03% Co
including					279	282	3	1.01% Ni, 0.45% Cu, 0.05% Co
SFRD0096	6479900	518451	71	270	-	-	-	NSI
SFRD0098	6479748	518541	60	270	394.35	415.07	20.72	3.13% Ni, 1.93% Cu, 0.10% Co
SFRD0099	6479502	517680	60	90	-	-	-	NSI – conductor 4
SFRD0102	6479850	518570	65	270	319.57	320.18	0.61	1.64% Ni, 0.19% Cu, 0.03% Co
SFRD0103	6479550	518435	73	270	331.8	334.03	2.23	2.58% Ni, 0.86% Cu, 0.09% Co
and					343.9	356	12.1	0.86% Ni, 0.51% Cu, 0.03% Co
and					365	387	22	1.01% Ni, 1.05% Cu, 0.03% Co
SFRD0104	6479748	518541	73	270	400.1	408.17	8.07	2.95% Ni, 0.91% Cu, 0.09% Co
SFRD0106	6479649	518276	74	270	235.85	239.24	3.39	5.72% Ni, 0.59% Cu, 0.17% Co
SFRD0107	6479850	518570	60	270	-	-	-	NSI
SFRD0108	6479550	518435	65	270	340.8	356.8	16	1.66% Ni, 0.64% Cu, 0.05% Co
including					340.8	349	8.2	2.55% Ni, 0.62% Cu, 0.08% Co
including					341.4	345.45	4.05	3.82% Ni, 0.87% Cu, 0.11% Co
SFRD0109	6479649	518276	60	270	183	185.01	2.01	1.1% Ni, 6.66% Cu, 0.06% Co
SFRD0110	6479750	518710	60	270	441.25	458.2	16.95	0.85% Ni, 0.32% Cu, 0.03% Co
SFRD0111	6479800	518745	60	270				NSI
SFRD0112	6479550	518435	80	270	344.65	345.95	1.3	1.06% Ni, 0.35% Cu, 0.04% Co
SFRD0113	6479750	518420	69	270	273.12	274.45	1.33	1.35% Ni, 0.62% Cu, 0.03% Co
and					312	352.4	40.4	2.25% Ni, 1.1% Cu, 0.07% Co
including					327.9	336.44	8.54	5.24% Ni, 1.01% Cu, 0.16% Co

and					348.15	352.4	4.25	4.76% Ni, 3.1% Cu, 0.16% Co
SFRD0114	6479750	518420	60	270	314	336.07	22.07	2.94% Ni, 0.7% Cu, 0.09% Co
SFRD0115	6479500	517600	60	90	-	-	-	NSI – conductor 4
SFRD0116	6479850	518520	60	270	250.73	253.33	2.6	0.65% Ni, 1.79% Cu, 0.01% Co
SFRD0117	6479650	518520	71	270	342	416	70	3.44% Ni, 1.29% Cu, 0.09% Co
including					349.97	372.55	22.58	6.77% Ni, 2.24% Cu, 0.18% Co
SFRD0119	6479750	518420	73	270	347.2	361.9	14.7	2.33% Ni, 0.57% Cu, 0.07% Co
SFRD0120	6479550	518435	61	270	335.43	353	17.57	1.67% Ni, 0.69% Cu, 0.05% Co
SFRD0121	6479750	518390	61	270	252	258.62	6.62	0.9% Ni, 0.54% Cu, 0.03% Co
and					278.58	277.76	1.18	1.93% Ni, 0.46% Cu, 0.06% Co
SFRD0123	6479650	518520	79	270	346.43	360.54	14.11	2.37% Ni, 1.0% Cu, 0.08% Co
and					385.68	399.12	13.44	4.61% Ni, 1.50% Cu, 0.14% Co
including					391	399.12	8.12	6.26% Ni, 1.67% Cu, 0.18% Co
and					407.09	423	15.91	0.67% Ni, 0.36% Cu, 0.02% Co
SFRD0128	6479650	518400	74	270	322.8	379.0	56.2	2.64% Ni, 1.15% Cu, 0.09% Co
SFRD0129	6479700	518351	79	270	309	366.15	57.15	1.58% Ni, 0.59% Cu, 0.05% Co
including					330	366.15	35.15	2.19% Ni, 0.77% Cu, 0.07% Co
including					353.45	365	11.55	4.52% Ni, 1.41% Cu, 0.14% Co
SFRD0130	6479650	518398	65	270	279.0	343.0	64.0	2.48% Ni, 0.95% Cu, 0.08% Co
including					294.4	304.9	10.5	6.77% Ni, 2.08% Cu, 0.21% Co
SFRD0131	6479550	518300	77	270	284.76	287.27	2.51	0.68% Ni, 0.77% Cu, 0.02% Co
SFRD0132	6479600	518352	65	270	264.65	303.75	39.1	2.38% Ni, 0.96% Cu, 0.07% Co
SFRD0134	6479550	518197	75	270	157.88	159.55	1.67	2.31% Ni, 0.34% Cu, 0.07% Co
and					169.95	171.45	1.5	0.68% Ni, 2.27% Cu, 0.02% Co
and					177.9	191.46	13.56	3.41% Ni, 4.54% Cu, 0.10% Co
SFRD0135	6479600	518298	66	270	230.0	234.0	4.0	1.98% Ni, 0.44% Cu, 0.06% Co
SFRD0136	6479799	518498	60	270	350	379.35	29.35	1.75% Ni, 0.92% Cu, 0.05% Co
including					373.4	379.35	5.95	3.85% Ni, 1.46% Cu, 0.12% Co
SFRD0137	6479700	518347	60	270	260.35	261.6	1.25	0.41% Ni, 3.67% Cu, 0.02% Co
SFRD0140	6479600	518550	61	270	382.0	396.1	14.1	0.69% Ni, 0.18% Cu, 0.02% Co
and					411.06	425.53	14.47	3.15% Ni, 1.07% Cu, 0.09% Co
SFRD0141	6479699	518500	70	270	355.2	415.33	60.13	1.08% Ni, 0.62% Cu, 0.03% Co
SFRD0143	6479745	518539	70	270	396.76	408.74	11.98	4.71% Ni, 1.98% Cu, 0.14% Co
including					398.81	404.92	6.11	6.64% Ni, 2.53% Cu, 0.19% Co
SFRD0145	6479599	518554	79	270	359.32	362.2	2.88	0.99% Ni, 0.42% Cu, 0.04% Co
SFRD0146	6479700	518600	64	270	368.88	379.7	10.82	0.63% Ni, 1.42% Cu, 0.03% Co
including					372.66	375.06	2.4	2.21% Ni, 4.13% Cu, 0.09% Co
SFRD0147	6479672	518582	57	270	417	432.58	15.58	4.64% Ni, 1.9% Cu, 0.15% Co
including					418	426.74	8.74	6.36% Ni, 2.36% Cu, 0.2% Co
SFRD0148	6479675	518425	67	270	305.56	339.79	34.23	3.54% Ni, 0.88% Cu, 0.11% Co
including					317.41	339.79	22.38	4.69% Ni, 1.04% Cu, 0.14% Co
SFRD0149	6479700	518735	62	270	-	-	-	NSI
SFRD0150	6479675	518314	62	270	214.77	241.86	27.09	2.1% Ni, 1.12% Cu, 0.06% Co
SFRD0151	6479675	518424	68	270	330.65	368.25	37.6	2.01% Ni, 0.81% Cu, 0.07% Co
including					364.75	367.55	2.8	6.65% Ni, 1.67% Cu, 0.2% Co
SFRD0152	6479725	518393	68	270	396.53	430.45	33.92	2.6% Ni, 1.19% Cu, 0.09% Co
SFRD0153	6479725	518393	71	270	299.04	362.45	63.41	1.02% Ni, 0.57% Cu, 0.04% Co
including					347.05	351.02	3.97	3.96% Ni, 1.13% Cu, 0.13% Co
SFRD0154	6479675	518315	61	270	261.45	277.3	15.85	2.94% Ni, 0.84% Cu, 0.09% Co
including					274.1	277.3	3.2	6.51% Ni, 1.29% Cu, 0.19% Co

SFRD0155	6479625	518500	68	270	336.33	398.67	62.34	2.98% Ni, 1.38% Cu, 0.09% Co
including					349.85	358.7	8.85	6.24% Ni, 2.89% Cu, 0.19% Co
and					365.07	368.6	3.53	6.69% Ni, 1.92% Cu, 0.21% Co
and					410.88	417.74	6.86	1.56% Ni, 0.38% Cu, 0.05% Co
SFRD0156	6479675	518425	68	270	340	381.3	41.3	1.31% Ni, 0.36% Cu, 0.05% Co
SFRD0158	6479675	518585	72	270	364.15	383	18.85	1.15% Ni, 0.42% Cu, 0.04% Co
and					402.2	419.75	17.55	1.86% Ni, 0.66% Cu, 0.06% Co
SFRD0159	6479725	518393	68	270	313.5	352.69	39.19	2.22% Ni, 0.48% Cu, 0.07% Co
including					337.28	351.52	14.24	3.7% Ni, 0.78% Cu, 0.11% Co
SFRD0160	6479675	518425	74	270	321	330	9.00	0.55% Ni, 0.24% Cu, 0.02% Co
and					348.85	381.44	32.59	1.29% Ni, 0.67% Cu, 0.04% Co
SFRD0161	6479625	518500	66	270	341.4	392	50.6	5.06% Ni, 1.75% Cu, 0.15% Co
including					354.3	383.16	28.86	6.5% Ni, 2.24% Cu, 0.2% Co
SFRD0162	6479724	518393	62	270	294.18	310.34	16.16	3.13% Ni, 1.75% Cu, 0.1% Co
SFRD0163	6479675	518585	77	270	361.75	378.96	17.21	2.4% Ni, 0.68% Cu, 0.07% Co
and					405.8	429.33	23.53	1.69% Ni, 0.58% Cu, 0.05% Co
SFRD0164	6479675	518425	77	270	327.14	385	57.86	0.53% Ni, 0.35% Cu, 0.02% Co
SFRD0165	6479625	518500	71	270	347.3	379	31.7	1.09% Ni, 0.21% Cu, 0.04% Co
and					388.87	399.75	10.88	1.83% Ni, 0.45% Cu, 0.06% Co
SFRD0166M	6479725	518585	58	270	407.33	436.65	29.32	4.94% Ni, 1.82% Cu, 0.17% Co
including					414.72	435.87	21.15	6.03% Ni, 2.15% Cu, 0.2% Co
SFRD0170	6479625	518392	59	270	301.07	321.35	20.28	4.47% Ni, 0.99% Cu, 0.13% Co
including					311.12	319.09	7.97	7.12% Ni, 1.36% Cu, 0.21% Co
SFRD0171	6479625	518500	74	270	347.2	367	19.8	1.04% Ni, 0.33% Cu, 0.04% Co
and					392.25	407.55	15.3	1.47% Ni, 0.87% Cu, 0.05% Co
SFRD0172M	6479675	518425	82	270	345.82	396.55	50.73	2.84% Ni, 1.03% Cu, 0.088% Co
including					367.4	376.3	8.9	6.16% Ni, 1.08% Cu, 0.184% Co
SFRD0174M	6479625	518392	65	270	307.4	340.5	33.1	1.01% Ni, 0.84% Cu, 0.037% Co
SFRD0175	6479625	518500	79	270	377.34	399.01	21.67	2.58% Ni, 1.03% Cu, 0.08% Co
including					381.63	384.54	2.91	7.11% Ni, 1.22% Cu, 0.20% Co
SFRD0176	6479525	518435	62	270	358.83	360.9	2.07	6.95% Ni, 1.35% Cu, 0.09% Co
SFRD0185M	6479625	518392	72	270	283.4	295	11.6	1.42% Ni, 0.48% Cu, 0.05% Co
and					316.58	363.21	46.63	2.57% Ni, 0.95% Cu, 0.08% Co
including					334.01	347.84	13.83	6.14% Ni, 2.58% Cu, 0.19% Co
SFRD0186	6479625	518500	84	270	384.54	390.7	6.16	1.53% Ni, 0.91% Cu, 0.05% Co
and					409.24	418.17	8.93	2.27% Ni, 1.12% Cu, 0.08% Co
SFRD0188	6479725	518585	68	270	416.23	424.99	8.76	2.92% Ni, 1.35% Cu, 0.09% Co
SFRD0191	6479820	518560	63	270	379.59	384.48	4.89	0.96% Ni, 0.17% Cu, 0.03% Co
SFRD0193	6479775	518565	61	270	400.14	422.93	22.79	3.75% Ni, 1.29% Cu, 0.12% Co
SFRD0195M	6479575	518320	70	270	257.9	277.33	19.43	1.53% Ni, 0.61% Cu, 0.05% Co
SFRD0196M	6479725	518585	73	270	396.83	423.65	26.82	6.01% Ni, 2.1% Cu, 0.19% Co
SFRD0197M	6479775	518405	66	270	299.23	334.46	35.23	2.43% Ni, 0.99% Cu, 0.08% Co
SFRD0199	6479820	518560	68	270	383.8	398.07	14.27	6.58% Ni, 2.84% Cu, 0.20% Co
SFRD0200M	6479775	518565	67	270	401.31	410.21	8.9	5.5% Ni, 2.38% Cu, 0.16% Co
SFRD0205	6479575	518445	63	270	341.51	352.39	10.88	4.41% Ni, 0.65% Cu, 0.13% Co
SFRD0206	6479820	518560	73	270	398.45	402.32	3.87	2.83% Ni, 0.43% Cu, 0.09% Co
SFRD0211	6479775	518405	78	270	312	358.12	46.12	1.46% Ni, 0.79% Cu, 0.05% Co

Table 1. Drill results from the Nova deposit.

Hole No.	North	East	Dip	Azim	From, m	To, m	Width m	Grade, % Ni, Cu, Co & g/t Ag, Au, Pt, Pd
SFRD0118	6479900	518780	70	270	348.93	349.18	0.25	3.7% Ni, 0.3% Cu, 0.17% Co
SFRD0122	6479900	518780	78	270	352.4	352.95	0.55	1.1% Ni, 0.54% Cu, 0.05% Co
SFRD0125	6479850			270	305.7		28.87	0.5% Ni, 0.34% Cu
Including					322.8		11.77	0.73% Ni, 0.58% Cu
SFRD0126	6480200	518720	74	270	-	-	-	NSI
SFRD0133	6480290	519140		270	212.57	213.75	1.18	1.44% Ni, 0.31% Cu, 0.08% Co
					265.15	265.44	0.29	2.84% Ni, 1.06% Cu, 0.11% Co
SFRD0138	6480290	519946	80	270	245.0	263.78	18.78	0.46% Ni, 0.21% Cu, 0.02% Co
Including					253.9	254.69	0.79	1.3% Ni, 0.52% Cu, 0.06% Co
and					257.65	258.36	0.71	1.7% Ni, 0.25% Cu, 0.07% Co
SFRD0139	6478700	518350	60	270	-	-	-	NSI

Table 2. Drill results from outside Nova.

Competent Persons statement

The information in this report that relates to Exploration Results is based on information compiled by Mark Bennett and Andy Thompson who are employees of the company. Dr Bennett is a member of the Australasian Institute of Mining and Metallurgy, a fellow of the Australian Institute of Geologists and a fellow of the Geological Society of London. Mr Thompson is a member of the Australasian Institute of Mining and Metallurgy. Dr Bennett and Mr Thompson have sufficient experience of relevance to the styles of mineralisation and the types of deposits under consideration, and to the activities undertaken, to qualify as Competent Persons as defined in the 2004 Edition of the Joint Ore Reserves Committee (JORC) Australasian Code for Reporting of Exploration Results, Mineral Resources and Ore Reserves. Dr Bennett and Mr Thompson consent to the inclusion in this report of the matters based on information in the form and context in which it appears. Exploration results are based on standard industry practices, including sampling, assay methods, and appropriate quality assurance quality control (QAQC) measures. Reverse circulation (RC), aircore (AC) and rotary air blast (RAB) drilling samples are collected as composite samples of 4 or 2 metres and as 1 metre splits (stated in results). Mineralised intersections derived from composite samples are subsequently re-split to 1 metre samples to better define grade distribution. Core samples are taken as half NQ core or quarter HQ core and sampled to geological boundaries where appropriate. The quality of RC drilling samples is optimised by the use of riffle and/or cone splitters, dust collectors, logging of various criteria designed to record sample size, recovery and contamination, and use of field duplicates to measure sample representivity. For soil samples, PGM and gold assays are based on an aqua regia digest with Inductively Coupled Plasma (ICP) finish and base metal assays may be based on aqua regia or four acid digest with inductively coupled plasma optical emission spectrometry (ICPOES) or atomic absorption spectrometry (AAS) finish. In the case of reconnaissance RAB, AC, RC or rock chip samples, PGM and gold assays are based on lead or nickel sulphide collection fire assay digests with an ICP finish, base metal assays are based on a four acid digest and inductively coupled plasma optical emission spectrometry (ICPOES) and atomic absorption spectrometry (AAS) finish, and where appropriate, oxide metal elements such as Fe, Ti and Cr are based on a lithium borate fusion digest and X-ray fluorescence (XRF) finish. In the case of strongly mineralised samples, base metal assays are based on a special high precision four acid digest (a four acid digest using a larger volume of material) and an AAS finish using a dedicated calibration considered more accurate for higher concentrations. Sample preparation and analysis is undertaken at Minanalytical, Genalysis Intertek and Ultratrace laboratories in Perth, Western Australia. The quality of analytical results is monitored by the use of internal laboratory procedures and standards together with certified standards, duplicates and blanks and statistical analysis where appropriate to ensure that results are representative and within acceptable ranges of accuracy and precision. Where quoted, nickel-copper intersections are based on a minimum threshold grade of 0.5% Ni and/or Cu, and gold intersections are based on a minimum gold threshold grade of 0.1g/t Au unless otherwise stated. Intersections are length and density weighted where appropriate as per standard industry practice. All sample and drill hole coordinates are based on the GDA/MGA grid and datum unless otherwise stated. Exploration results obtained by other companies and quoted by Sirius have not necessarily been obtained using the same methods or subjected to the same QAQC protocols. These results may not have been independently verified because original samples and/or data may no longer be available.

Any information in this report that relates to Mineral Resources is based on information compiled by Andrew Thompson who is an employee of the company. Mr Thompson is a member of the Australasian Institute of Mining and Metallurgy and has sufficient experience of relevance to the styles of mineralisation and the types of deposits under consideration, and to the activities undertaken, to qualify as a Competent Person as defined in the 2004 Edition of the Joint Ore Reserves Committee (JORC) Australasian Code for Reporting of Exploration Results, Mineral Resources and Ore Reserves. Mr Thompson consents to the inclusion in this report of the matters based on information in the form and context in which it appears. Mineral Resources, if stated, have been estimated using standard accepted industry practices, as described in each instance. Top cuts have been applied to the composites based on statistical analysis and consideration of the nature and style of mineralization in all cases. Where quoted, Mineral Resource tonnes and grade, and contained metal, are rounded to appropriate levels of precision, which may cause minor apparent computational errors. Mineral Resources are classified on the basis of drill hole spacing, geological continuity and predictability, geostatistical analysis of grade variability, sampling analytical spatial and density QAQC criteria, demonstrated amenability of mineralization style to proposed processing methods, and assessment of economic criteria.