

SIRIUS RESOURCES NL

ASX: SIR

ABN: 46 009 150 083

Street address:

253 Balcatta Road
Balcatta
Western Australia 6021

Postal address:

PO Box 1011
Balcatta
Western Australia 6914

Tel: +61 8 6241 4200

Fax: +61 8 6241 4299

Email:

admin@siriusresources.com.au

Web:

www.siriusresources.com.au

Projects:

Fraser Range nickel-copper, gold

Polar Bear gold, nickel

UPDATED INVESTOR PRESENTATION MATERIALS

Please find attached updated Investor Presentation slides to be used for Scoping Study Briefings.

For further information please contact +61 8 6241 4200

Mark Bennett, Managing Director and CEO

Anna Neuling, Director – Corporate & Commercial





SIRIUS RESOURCES

Building a Globally Significant Nickel Company

Disclaimer and Competent Person statement



This presentation is for information purposes only. Neither this presentation nor the information contained in it constitutes an offer, invitation, solicitation or recommendation in relation to the purchase or sale of shares in any jurisdiction.

This presentation may not be distributed in any jurisdiction except in accordance with the legal requirements applicable in such jurisdiction. Recipients should inform themselves of the restrictions that apply in their own jurisdiction. A failure to do so may result in a violation of securities laws in such jurisdiction.

This presentation does not constitute financial product advice and has been prepared without taking into account the recipient's investment objectives, financial circumstances or particular needs and the opinions and recommendations in this presentation are not intended to represent recommendations of particular investments to particular persons. Recipients should seek professional advice when deciding if an investment is appropriate. All securities transactions involve risks, which include (among others) the risk of adverse or unanticipated market, financial or political developments.

Certain statements contained in this presentation, including information as to the future financial or operating performance of Sirius Resources NL (Sirius Resources) and its projects, are forward-looking statements. Such forward-looking statements: are necessarily based upon a number of estimates and assumptions that, whilst considered reasonable by Sirius Resources, are inherently subject to significant technical, business, economic, competitive, political and social uncertainties and contingencies; involve known and unknown risks and uncertainties that could cause actual events or results to differ materially from estimated or anticipated events or results reflected in such forward-looking statements; and may include, among other things, statements regarding targets, estimates and assumptions in respect of metal production and prices, operating costs and results, capital expenditures, ore reserves and mineral resources and anticipated grades and recovery rates, and are or may be based on assumptions and estimates related to future technical, economic, market, political, social and other conditions.

Sirius Resources disclaims any intent or obligation to update publicly any forward-looking statements, whether as a result of new information, future events or results or otherwise. The words "believe", "expect", "anticipate", "indicate", "contemplate", "target", "plan", "intends", "continue", "budget", "estimate", "may", "will", "schedule" and other similar expressions identify forward-looking statements. All forward-looking statements made in this presentation are qualified by the foregoing cautionary statements. Investors are cautioned that forward-looking statements are not guarantees of future performance and accordingly investors are cautioned not to put undue reliance on forward-looking statements due to the inherent uncertainty therein.

The information in this report that relates to Exploration Results is based on information compiled by Jeff Foster and Andy Thompson who are employees of Sirius Resources and fairly represents this information. Mr Foster and Mr Thompson are members of the Australasian Institute of Mining and Metallurgy. Mr Foster and Mr Thompson have sufficient experience of relevance to the styles of mineralisation and the types of deposits under consideration, and to the activities undertaken, to qualify as Competent Persons as defined in the 2012 Edition of the Joint Ore Reserves Committee (JORC) Australasian Code for Reporting of Exploration Results, Mineral Resources and Ore Reserves (JORC Code). Mr Foster and Mr Thompson consent to the inclusion in this report of the matters based on information in the form and context in which it appears.

Exploration results are based on standard industry practices, including sampling, assay methods, and appropriate quality assurance quality control (QAQC) measures. Reverse circulation (RC), aircore (AC) and rotary air blast (RAB) drilling samples are collected as composite samples of 4 or 2 metres and as 1 metre splits (stated in results). Mineralised intersections derived from composite samples are subsequently re-split to 1 metre samples to better define grade distribution. Core samples are taken as half NQ core or quarter HQ core and sampled to geological boundaries where appropriate. The quality of RC drilling samples is optimised by the use of riffle and/or cone splitters, dust collectors, logging of various criteria designed to record sample size, recovery and contamination, and use of field duplicates to measure sample representivity. For soil samples, PGM and gold assays are based on an aqua regia digest with Inductively Coupled Plasma (ICP) finish and base metal assays may be based on aqua regia or four acid digest with inductively coupled plasma optical emission spectrometry (ICPOES) or atomic absorption spectrometry (AAS) finish. In the case of reconnaissance RAB, AC, RC or rock chip samples, PGM and gold assays are based on lead or nickel sulphide collection fire assay digests with an ICP finish, base metal assays are based on a four acid digest and inductively coupled plasma optical emission spectrometry (ICPOES) and atomic absorption spectrometry (AAS) finish, and where appropriate, oxide metal elements such as Fe, Ti and Cr are based on a lithium borate fusion digest and X-ray fluorescence (XRF) finish. In the case of strongly mineralised samples, base metal assays are based on a special high precision four acid digest (a four acid digest using a larger volume of material) and an AAS finish using a dedicated calibration considered more accurate for higher concentrations. Sample preparation and analysis is undertaken at Minanalytical, Genalysis Intertek and Ultratrace laboratories in Perth, Western Australia. The quality of analytical results is monitored by the use of internal laboratory procedures and standards together with certified standards, duplicates and blanks and statistical analysis where appropriate to ensure that results are representative and within acceptable ranges of accuracy and precision.

Where quoted, nickel-copper intersections are based on a minimum threshold grade of 0.5% Ni and/or Cu, and gold intersections are based on a minimum gold threshold grade of 0.1g/t Au unless otherwise stated. Intersections are length and density weighted where appropriate as per standard industry practice. All sample and drill hole co-ordinates are based on the GDA/MGA grid and datum unless otherwise stated. Exploration results obtained by other companies and quoted by Sirius have not necessarily been obtained using the same methods or subjected to the same QAQC protocols. These results may not have been independently verified because original samples and/or data may no longer be available.

The information in this report that relates to Mineral Resource Estimation is based on information compiled by Mr Mark Drabble, Principal Consultant Geologist – Optiro Pty Ltd and Mr Andrew Thompson, a full time employee and General Manager Resources and Geology of Sirius Resources, and fairly represents this information. Mr Drabble and Mr Thompson are members of the Australasian Institute of Mining and Metallurgy and have sufficient experience which is relevant to the style of mineralisation and type of deposit under consideration to qualify as a Competent Person as defined in the 2012 Edition of the JORC Code. Mr Drabble and Mr Thompson consent to the inclusion in this report of the matters based on their information in the form and context in which they appear. Information in this presentation that relates to the Mineral Resource estimate for the Nova and Bollinger deposits is fully described in the ASX release of 15th July 2013.

The Scoping Study referred to in this presentation is based on low-level technical and economic assessments, and is insufficient to support estimation of Ore Reserves or to provide assurance of an economic development case at this stage, or to provide certainty that the conclusions of the Scoping Study will be realised. There is a low level of geological confidence associated with Inferred Mineral Resources and there is no certainty that further exploration work will result in the conversion of Inferred Mineral Resources to Indicated Mineral Resources or that the production target itself will be realised. Sirius Resources advises the Scoping Study results and production targets reflected in this presentation are preliminary in nature as conclusions are partly drawn from Inferred Resources, which comprise less than 9% of the total resource tonnes and less than 5% of the nickel metal in the mining inventory. The Scoping Study outputs contained in this presentation relate to 100% of the project. Unless otherwise stated all cashflows are in Australian dollars, are undiscounted and are not subject to inflation/escalation factors and all years are calendar years. Sirius Resources has concluded it has a reasonable basis for providing the forward looking statements included in this presentation.

Sirius Resources has prepared this presentation based on information available to it at the time of preparation. No representation or warranty, express or implied, is made as to the fairness, accuracy or completeness of the information, opinions and conclusions contained in the presentation. To the maximum extent permitted by law, Sirius Resources, its related bodies corporate (as that term is defined in the *Corporations Act 2001 (Cth)*) and the officers, directors, employees, advisers and agents of those entities do not accept any responsibility or liability including, without limitation, any liability arising from fault or negligence on the part of any person, for any loss arising from the use of the Presentation Materials or its contents or otherwise arising in connection with it.

Corporate Overview



ASX Code	SIR
Shares on issue	227.0 m
Share options (<i>Ave Ex Price ~A\$1.19</i>)	45.8 m
Performance Shares (<i>unlikely to vest</i>)	2.2 m
Cash as at 31 August 2013	A\$36.4 m
Market Cap (<i>at \$2.70, undiluted</i>)	A\$613 m
Market Cap (<i>fully diluted</i>)	A\$737 m
Debt	Nil



Top twenty holders	58%
Substantial shareholders	Mark Creasy 20.0%
	Commonwealth Bank 5.5%

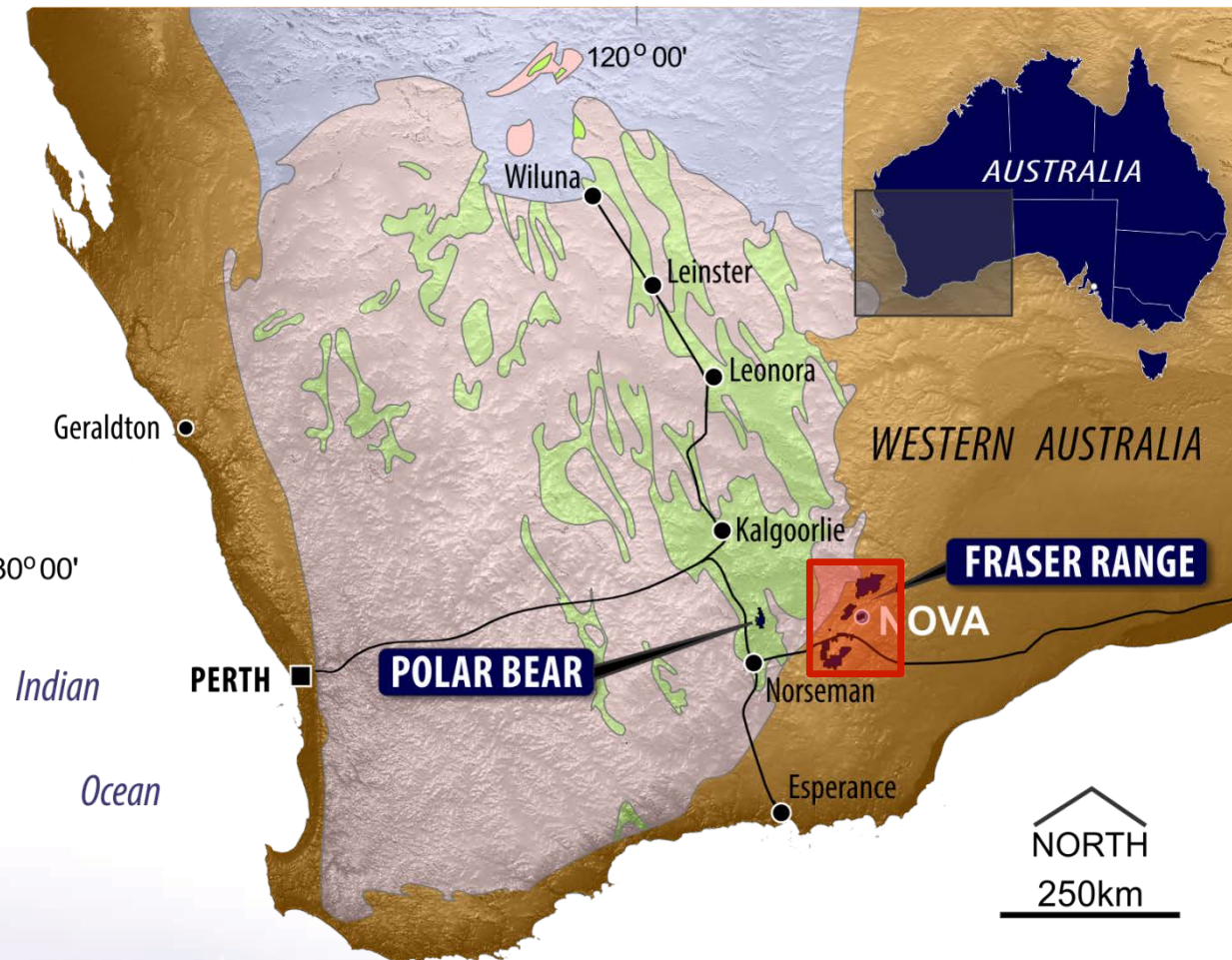
Nova-Bollinger – A globally significant project

- Maiden Nova-Bollinger Mineral Resource estimate
 - 14.6mt @ 2.2% Ni, 0.9% Cu and 0.08% Co
 - Contained metal of 325,000t Ni, 134,000t Cu, 11,000t Co
- Scoping study indicates Nova-Bollinger is a financially robust and technically low risk project
 - Cash costs in the lowest quartile of global nickel producers
 - Strong production profile (28,000t Ni, 11,000t Cu, 9,400t Co)
 - Initial life of mine net cash flow of A\$2.8bn forecast
- DFS underway - on track for completion before mid-2014
- Cash of A\$36.4 million as of 31st August 2013
- Significant interest from finance providers and offtake customers – various discussions advancing

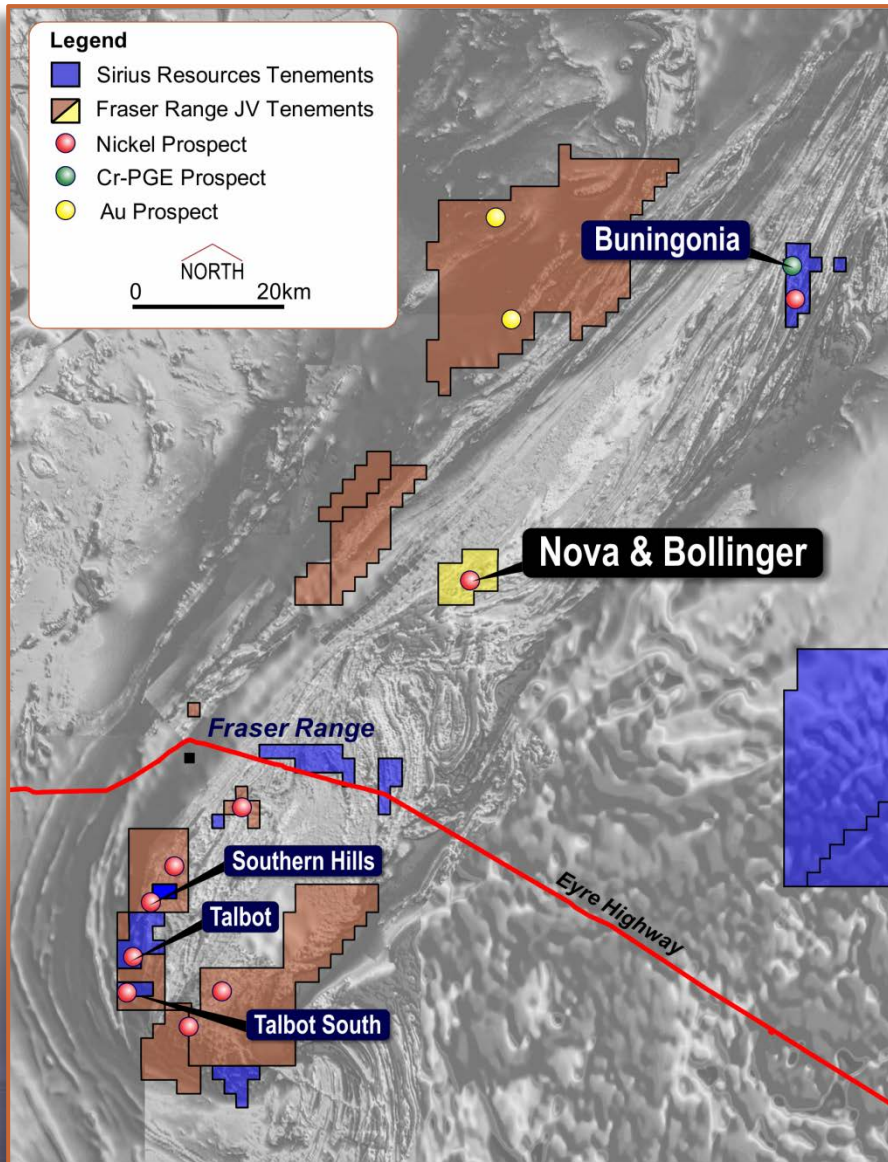


Location and advantages

- In Western Australia – a mining friendly, low political risk jurisdiction
- Relatively close to sealed highway and accessible to Kalgoorlie (north) and Esperance port (south)
- Relatively short commuter flight from Perth & drive in/out from Norseman & Esperance



Fraser Range project

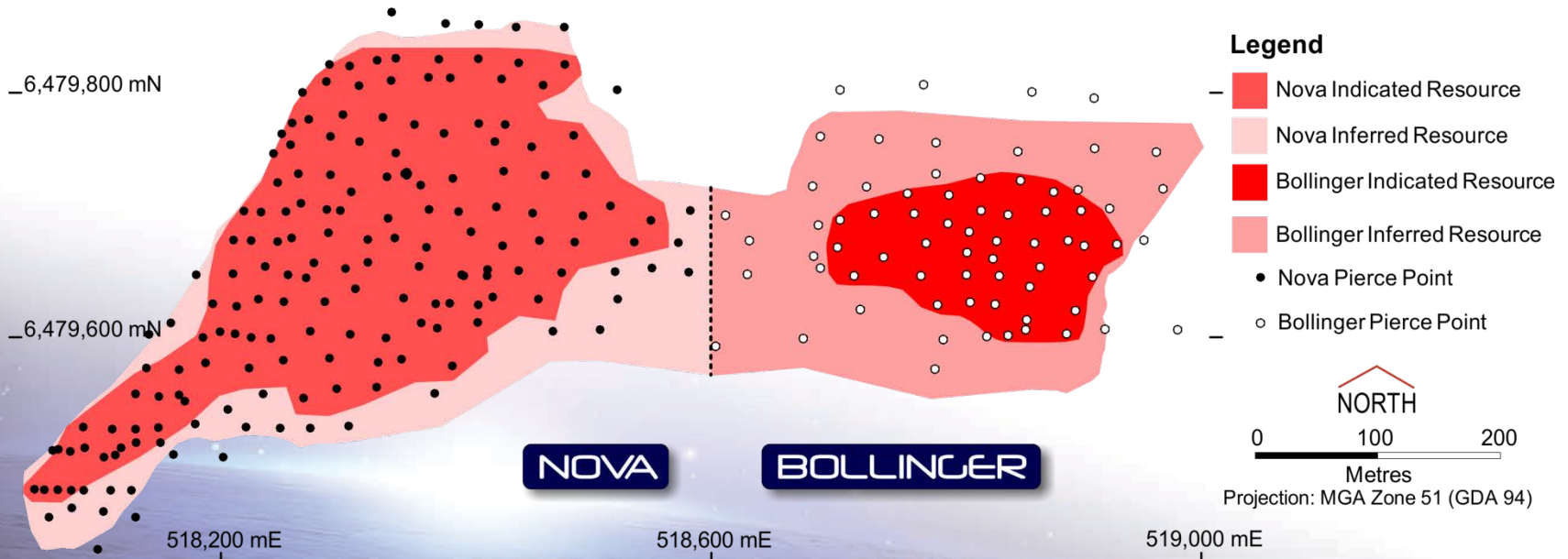


- Strategic land position (first mover in potential new district)
- Competitive advantage (knowledge from discovery)
- 48km² Mining Lease application lodged
- Numerous nickel-copper anomalies and targets to be tested
- Numerous gold anomalies to be tested in “Tropicana” belt
- FRJV (70%) plus 100% Sirius ground

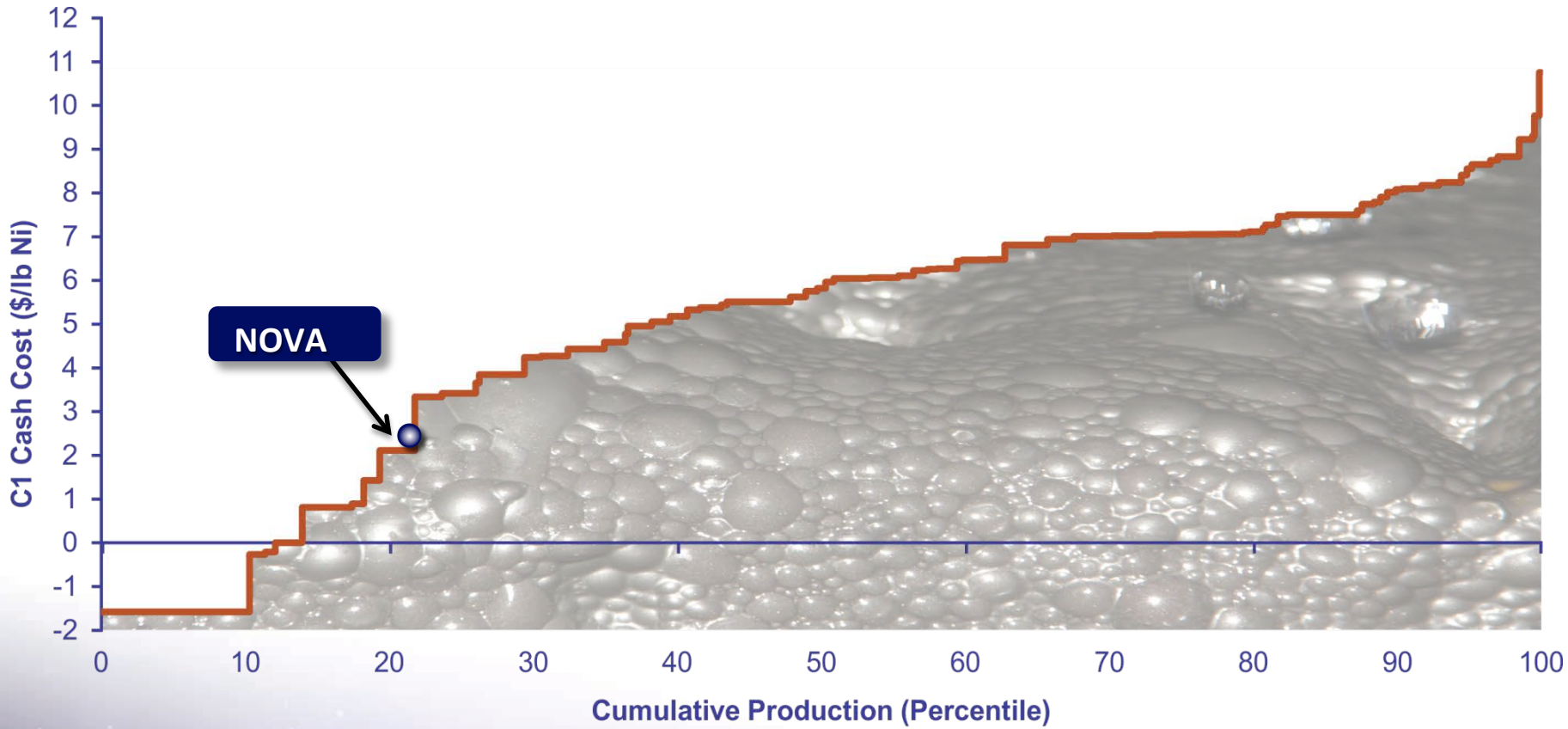
Nova – Bollinger Mineral Resource estimate

Mineral Resource estimate reported at a 0.6% nickel equivalent (NiEq) cut-off grade

Nova-Bollinger July 2013 Mineral Resource								
Tonnes (Mt)	Grade				Contained Metal			
	NiEQ%	Ni %	Cu %	Co %	Nickel (kt)	Copper (kt)	Cobalt (kt)	
Nova								
Indicated	9.3	2.8	2.5	1.0	0.08	231	95	7.3
Inferred	1.0	1.6	1.4	0.6	0.05	14	6	0.5
Total	10.2	2.7	2.4	1.0	0.08	245	101	7.8
Bollinger								
Indicated	2.4	2.9	2.6	1.0	0.10	63	25	2.5
Inferred	2.0	1.0	0.9	0.4	0.04	18	8	0.8
Total	4.4	2.1	1.8	0.7	0.07	81	33	3.3
Total								
Indicated	11.7	2.8	2.5	1.0	0.08	294	120	9.8
Inferred	2.9	1.2	1.1	0.5	0.04	31	14	1.2
Total	14.6	2.5	2.2	0.9	0.08	325	134	11



Nova cost curve



Source: Wood Mackenzie Ltd. Dataset: 2013 Q3

Scoping Study: physicals, operating costs, capex

- Poised to become a significant world scale nickel producer:
 - 28,000t Ni, 11,000t Cu and 9,400t Co in concentrate p.a.
 - Initial 10 year mine life
- Strategic asset producing high quality separate nickel and copper concentrates:
 - Nickel-cobalt concentrate with high iron, low magnesium, low arsenic, low deleterious impurities
 - Copper-silver concentrate
- Anticipated cash costs position Sirius in the lowest quartile of nickel producers globally:
 - C1 cash cost of US\$1.57/lb Ni in concentrate (A\$1.75/lb Ni @ 0.90 exchange rate, net of by-product credits)
- Capex in line with expectations: A\$471 million to first production includes a contingency of A\$51 million



Scoping Study: financials

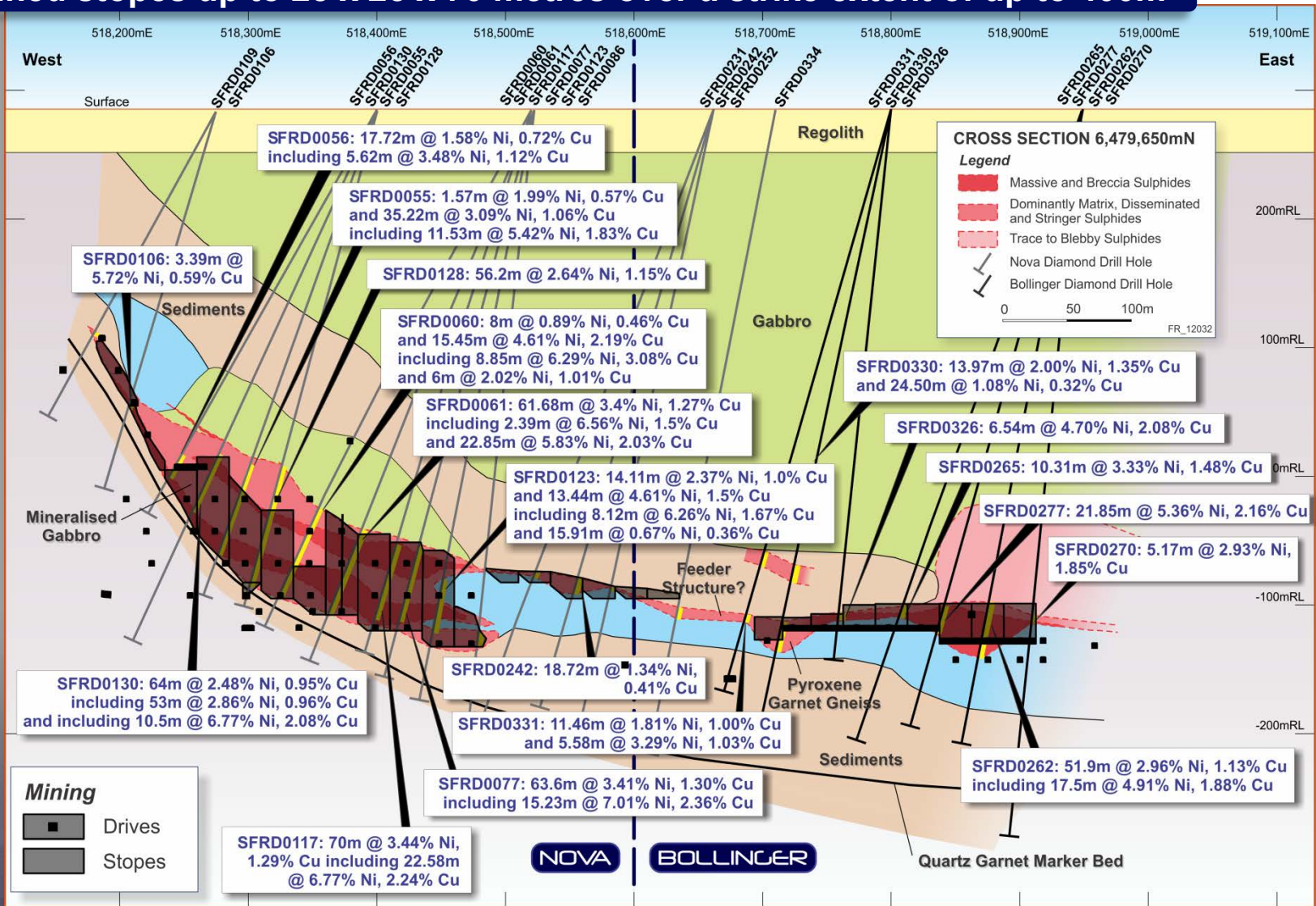
- Using consensus nickel and copper pricing and a consensus flat 0.90 US\$/A\$ exchange rate over 10 year life:
 - Revenue of A\$4.6 billion*
 - Net cash flow of A\$2.8 billion*
- Highly leveraged to nickel price (A\$440 million cash flow per US\$1/lb change)
- Also leveraged to exchange rate (A\$120 million cash flow per US\$1/A\$ 0.10 change)
- Robust in a low nickel price and/or unfavourable exchange rate environment courtesy of low operating cost estimate
- Debt finance friendly, potential rapid payback



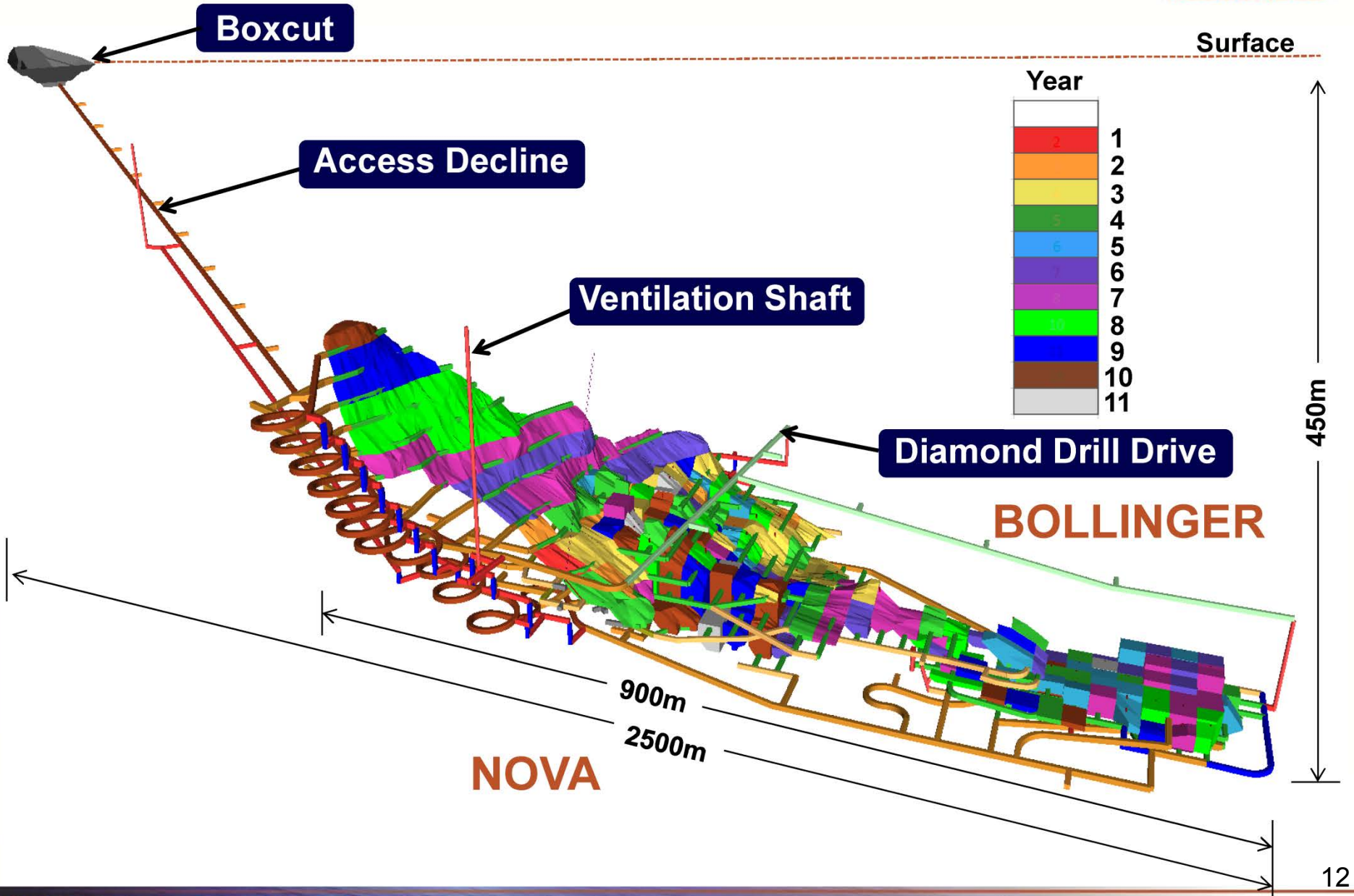
* On a 100% basis – using assumptions as stated in ASX release of 18th September 2013

Nova-Bollinger section with conceptual stopes

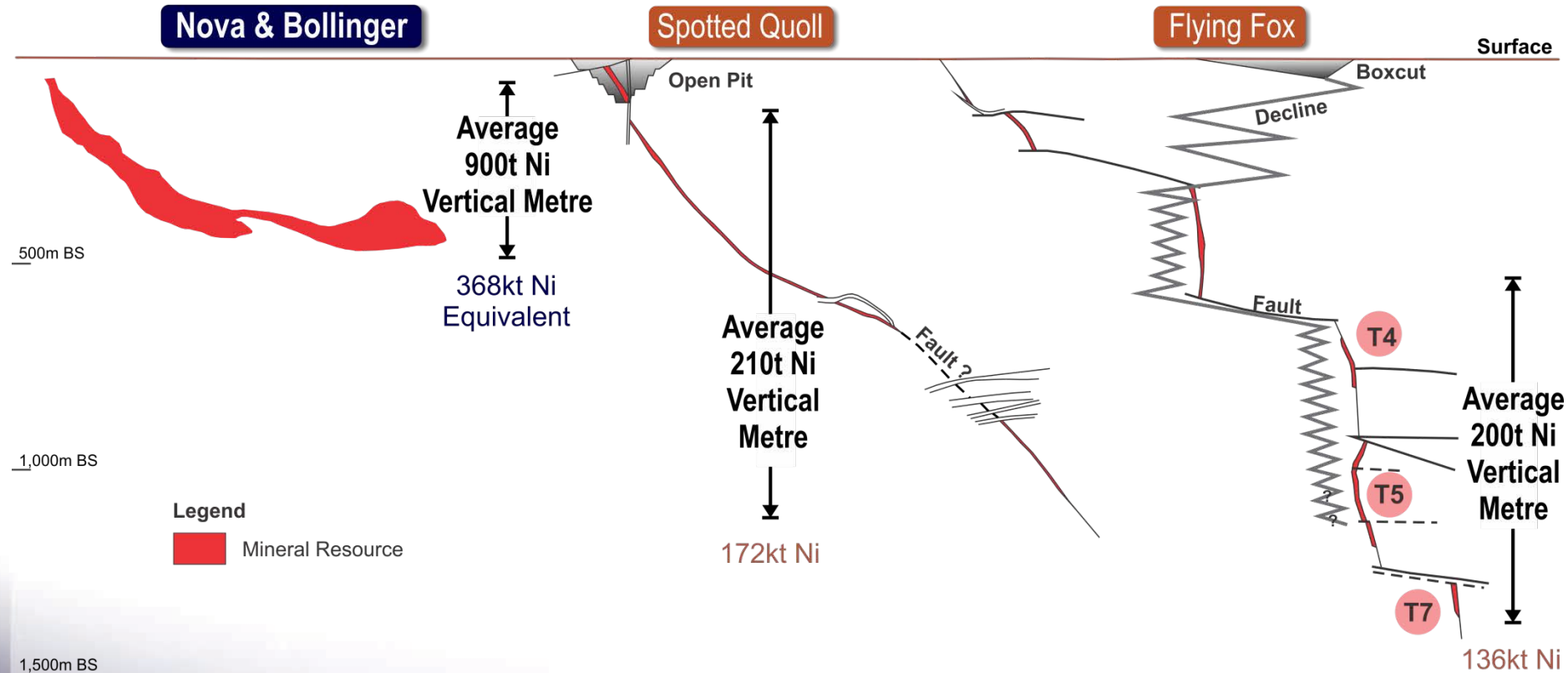
Planned stopes up to 25 x 25 x 70 metres over a strike extent of up to 400m



Conceptual mine design

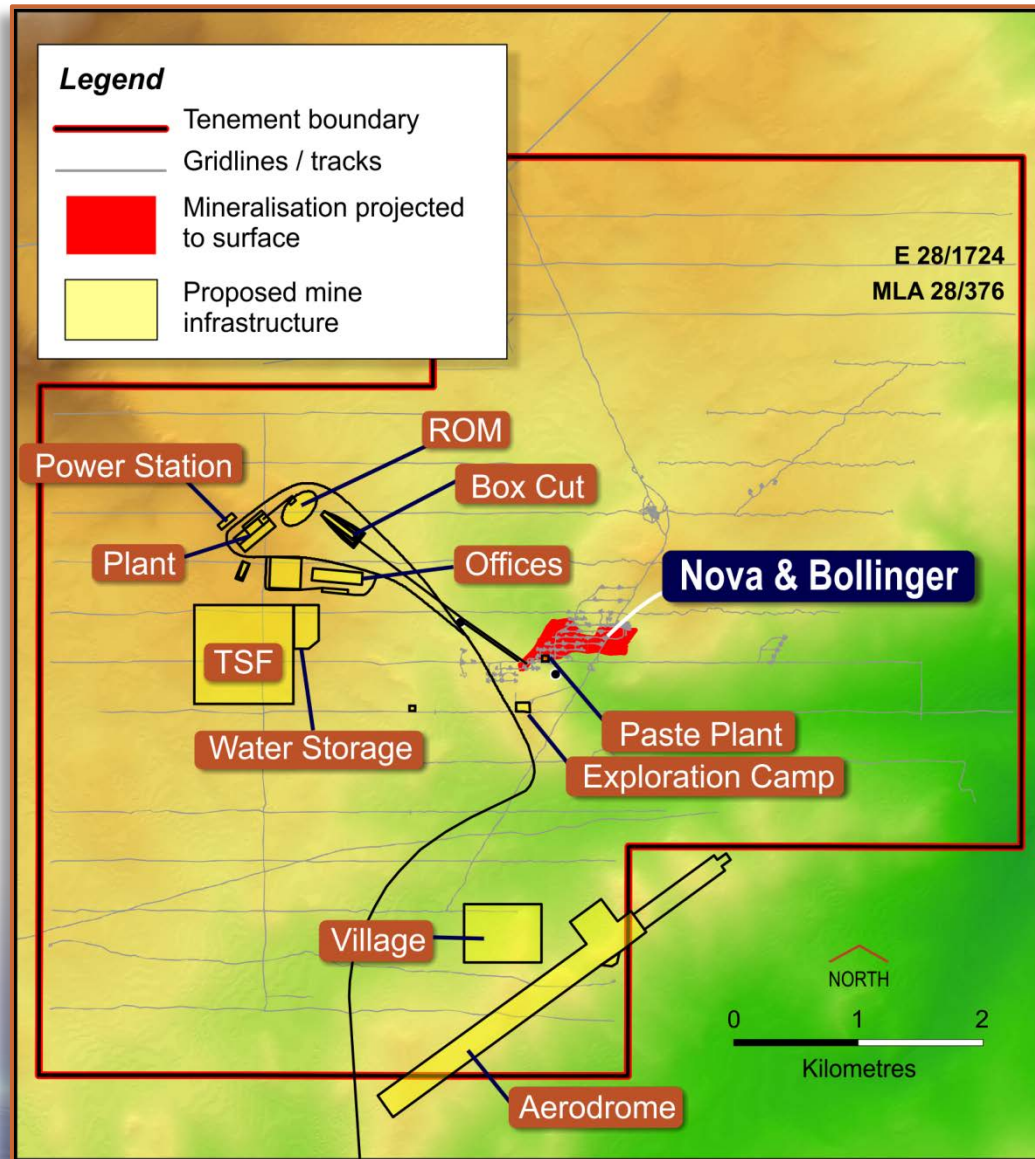


Tonnes per vertical metre – a measure of underground capital development cost and production capacity

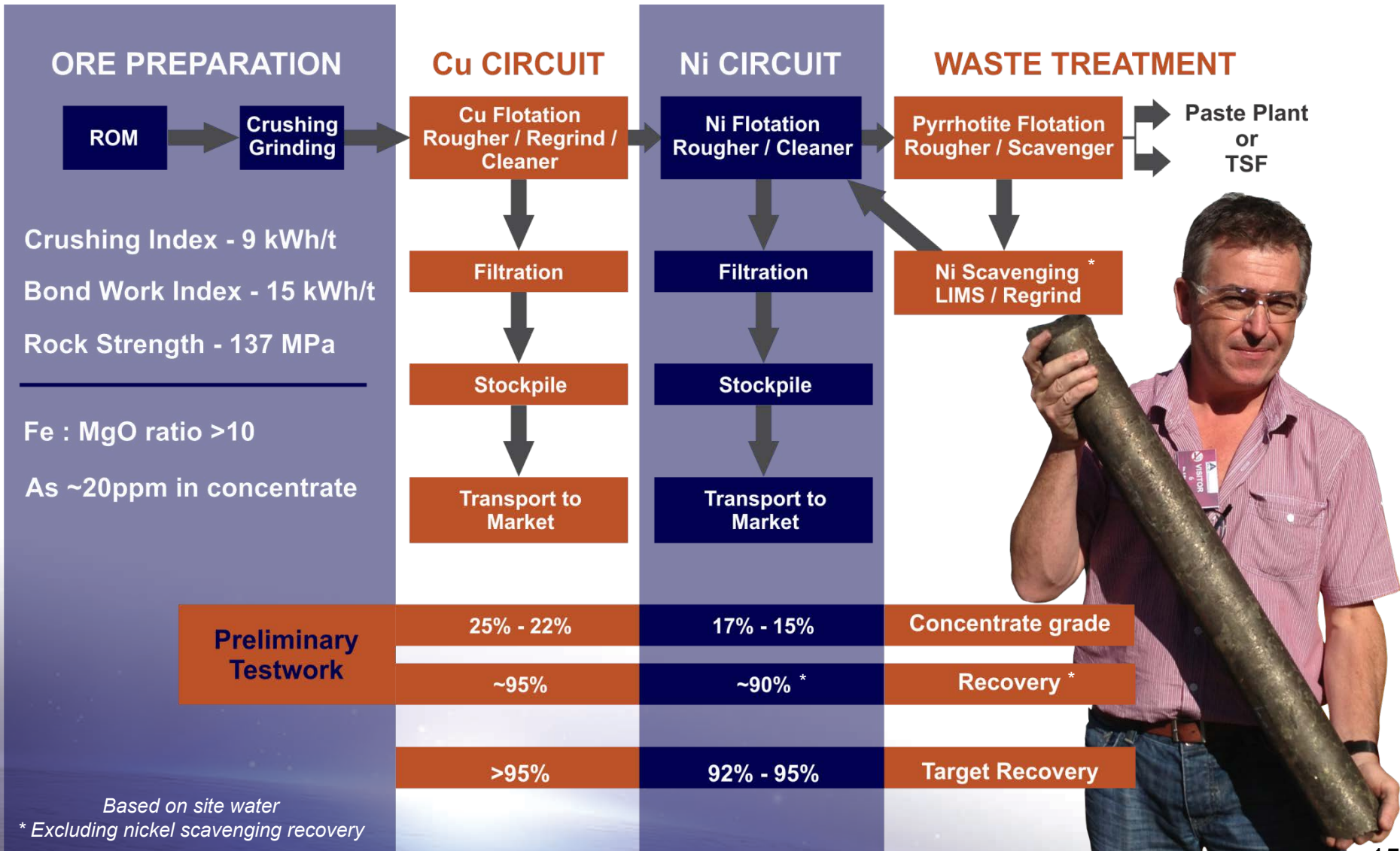


Schematic representation of tonnes of nickel or nickel equivalent per vertical metre (“TVM”) – the greater the TVM the less the capital cost per unit of metal and the greater the potential production capacity (based on public domain data)

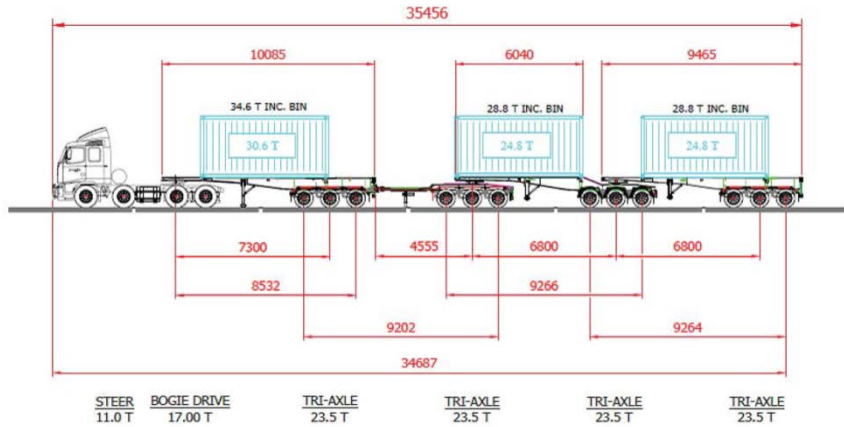
Conceptual mine site layout



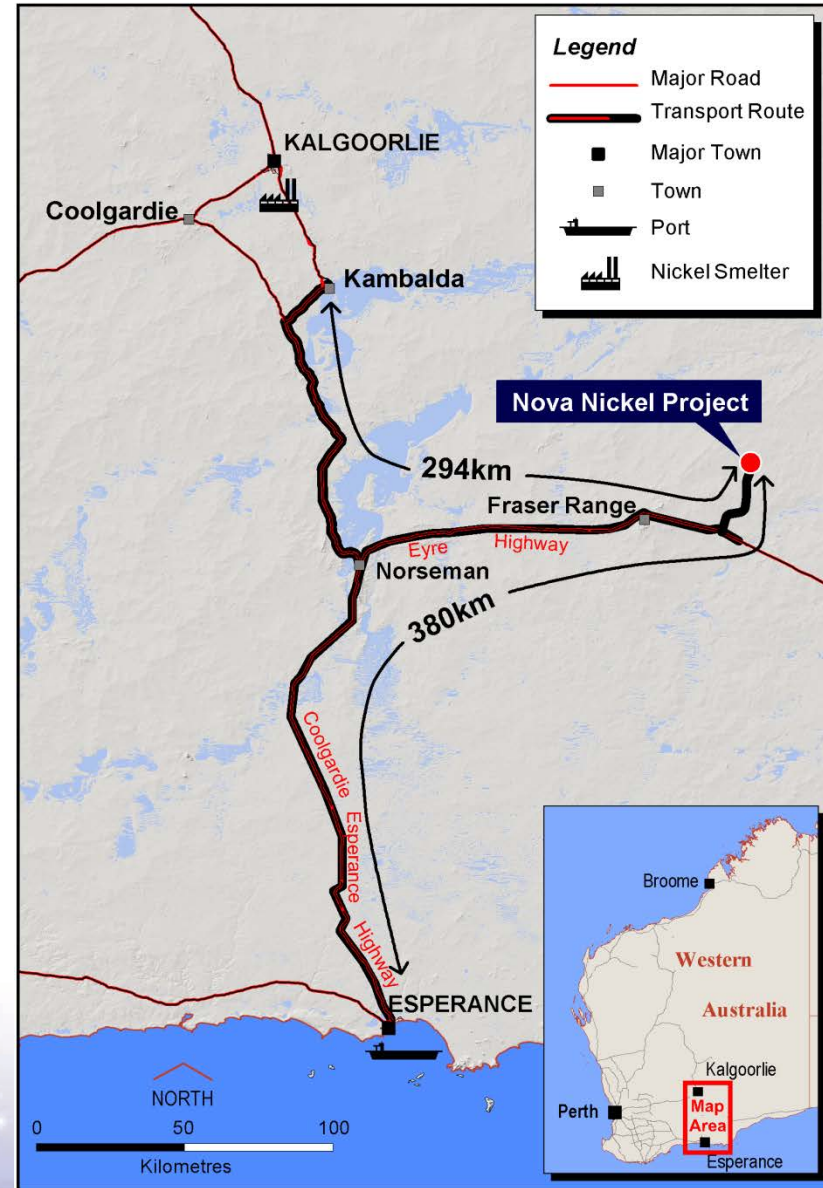

Preliminary metallurgical testwork and process flowsheet



Inland transport



- Road train to port, in sealed containers
- 380 km mine to Esperance port, all on sealed roads
- 8 Road trains per day
- 2 Ships per month

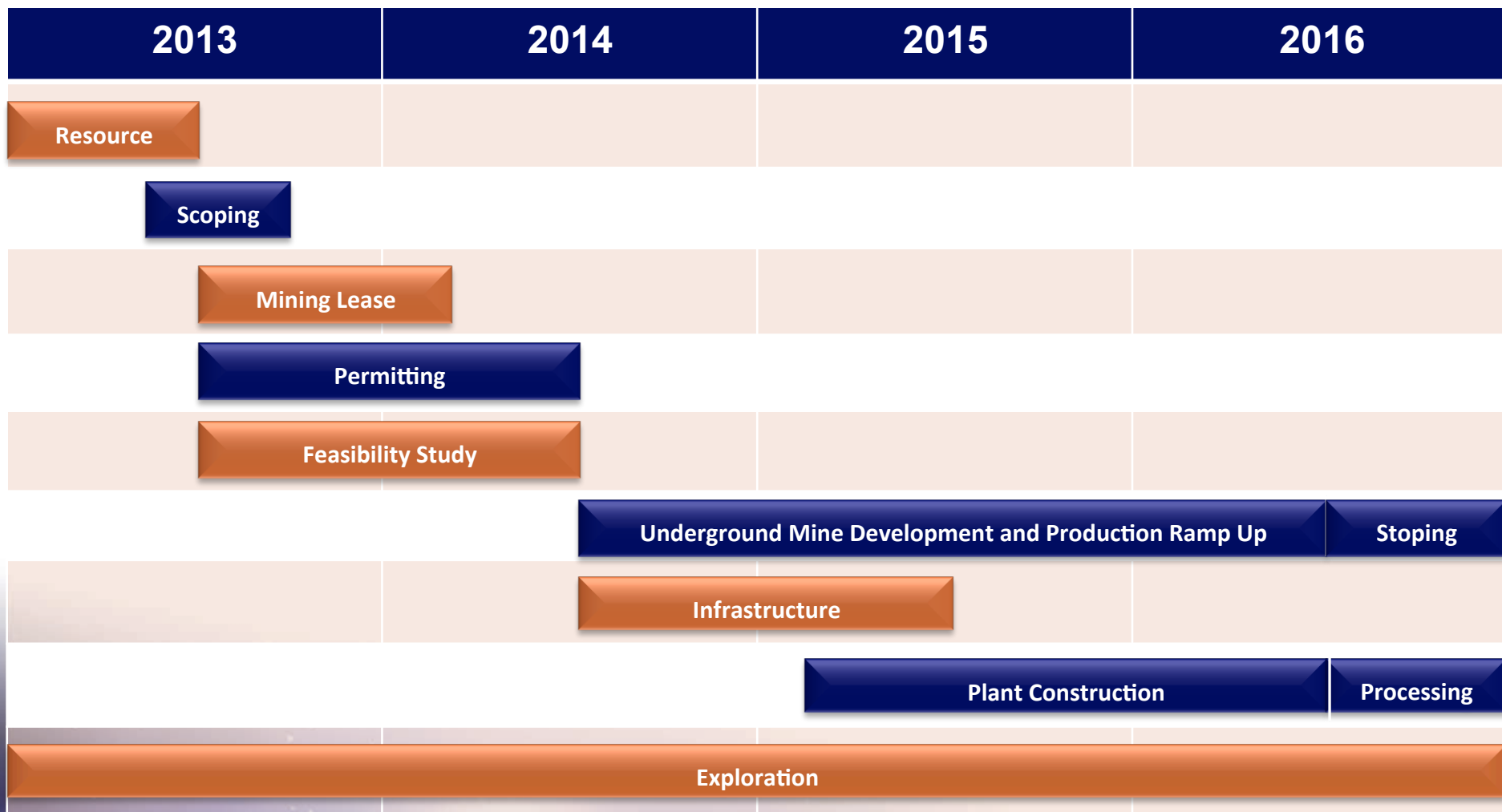


The team to deliver



Jeff Dowling	Non-executive Chairman	Accountant, former managing partner, Ernst & Young Western Region. Non-executive director of Atlas Iron, deputy chairperson of the Metropolitan Redevelopment Authority
Mark Bennett	Managing Director & Chief Executive Officer	Geologist, ex-WMC, former exploration manager of LionOre, discoverer of the Thunderbox gold mine & Waterloo nickel mine, two-times AMEC Prospector of the Year (2002, 2013)
Jeff Foster	Exploration Director	Geologist, former WMC diamond specialist, BHP nickel specialist, co-founder of the Geodiscovery Group & consultant to Anglo American plc
Anna Neuling	Director – Corporate and Commercial, & Company Sec.	Accountant, former Deloitte’s auditor, chief financial officer and company secretary of several ASX listed companies
Neil Warburton	Non-executive Director	Mining engineer , former CEO of Barmenco (Australia’s largest underground mining contractor), current Non-exec director of Red Mountain Mining and Australian Mines (rep of Mark Creasy)
David Craig	Non-executive Director	Lawyer, ex-Parker & Parker (later Freehills), former executive at Woodside Petroleum, former stockbroker and director of a national stockbroking firm, current chairman of Forge Group Ltd
Terry Grammer	Non-executive Director	Geologist, co-discoverer of Jubilee’s Cosmos nickel mine, co-founder of Western Areas, chairman of South Boulder Mines, 2000 Prospector of the Year
Grant Dyker	Chief Financial Officer	Accountant, former CFO of Avoca Resources, Doray Minerals, extensive experience in project financing for companies transitioning from discovery through development to production
David English	Project Manager – Processing & Infrastructure	Mechanical engineer , former construction manager of DeGrussa copper project for Sandfire, numerous roles at TiWest JV, Mt Keith (BHP), Kwinana refinery, Windimurra vanadium project
Andy Thompson	General Manager Resources & Geology	Geologist, former superintendent of LionOre’s Thunderbox gold mine and Silver Swan nickel mine, geology manager of Wiluna gold mine
John Bartlett	Exploration Manager	Geologist, former senior exploration geologist at LionOre’s Lake Johnston nickel mines and exploration geologist at INCO’s Indonesian nickel operations
Su-Mei Chan	Financial Controller	Accountant, has held financial controller and business system development roles in several ASX listed companies
Bill Cunningham	Advisor – product marketing and offtake	50 years offtake and marketing experience with CRA’s lead-zinc division, WMC’s nickel division, Jubilee Mines, Western Areas, LionOre, and most recently Sandfire (DeGrussa)

Conceptual development timetable

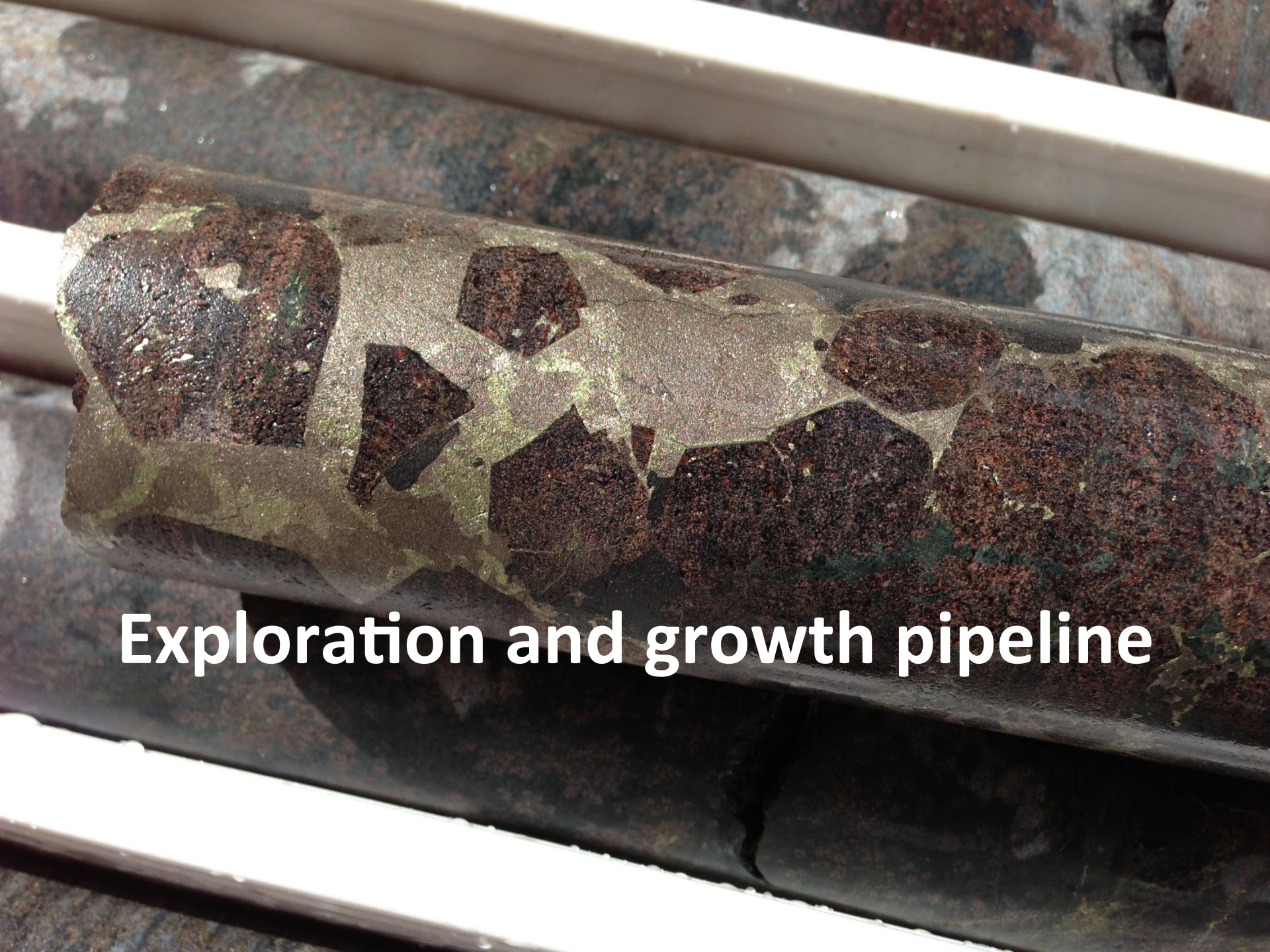


Commencement of underground mine development and infrastructure and plant construction subject to project financing in mid-2014

Definitive Feasibility Study

- Underway – on schedule for completion by mid 2014
- In-house team plus respected external consultants
- Examining options such as underground conveyor haulage
- Sequencing mining schedule to optimise cash flows etc
- Investigating sources of lower cost (new/used) equipment
- Continuing with key activities (ongoing metallurgical testwork, paste fill testwork, exploration, testing and development of water borefields)
- Engaging with various potential customers
- Reviewing numerous project financing options

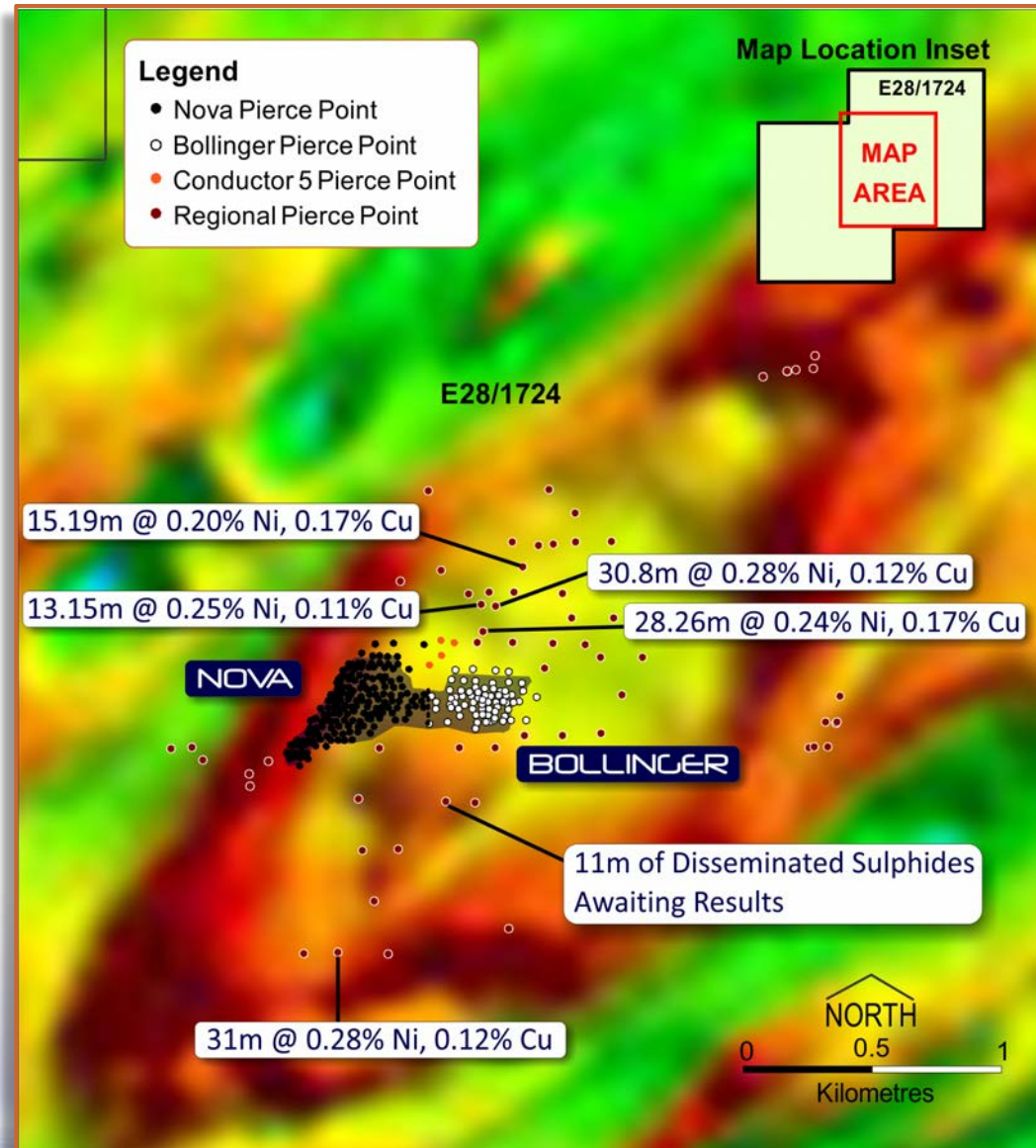




Exploration and growth pipeline

Nickel intersections in the “The Eye”

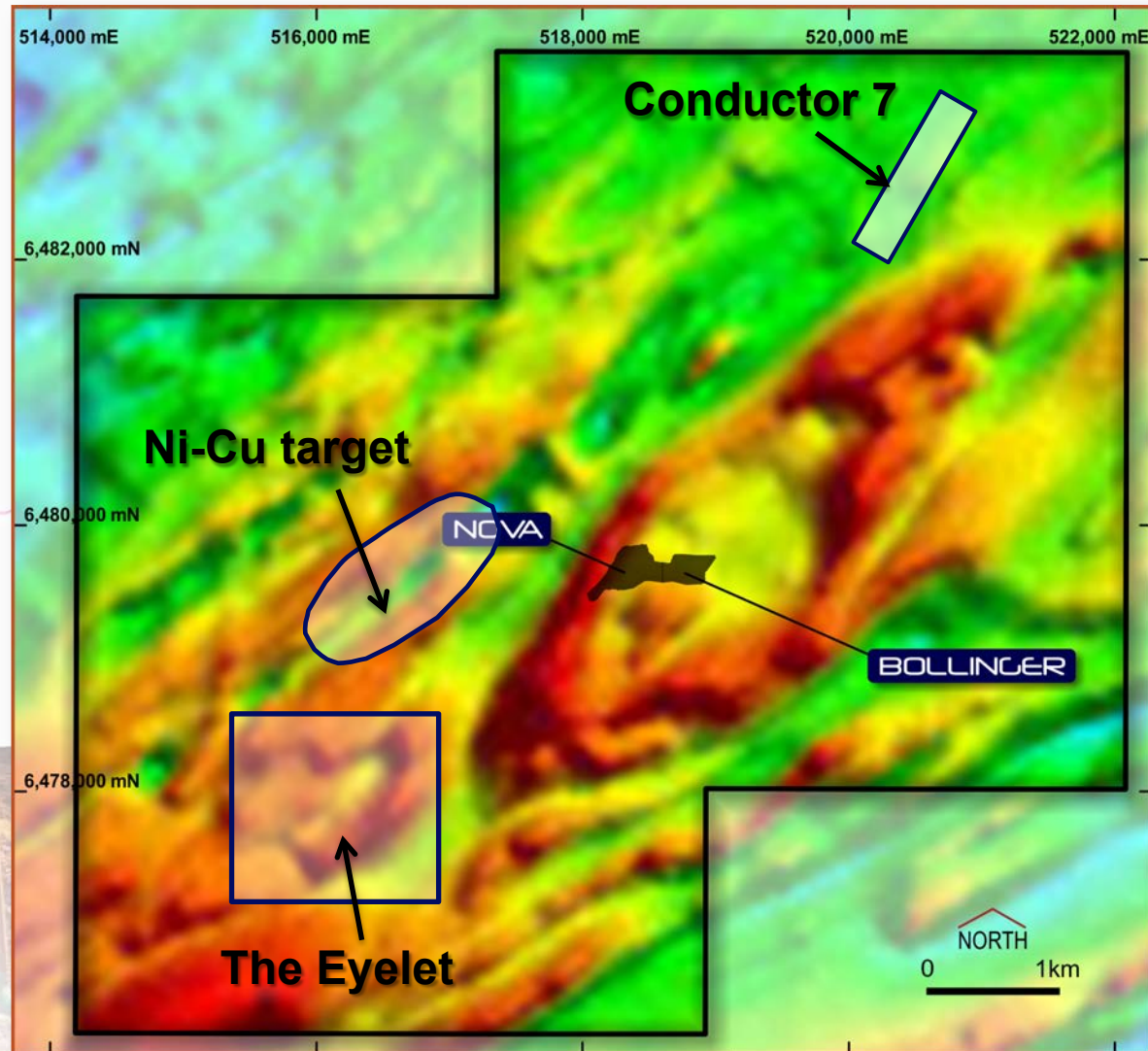
- 364 drillholes including 297 diamond core
- Extensive disseminated sulphide mineralisation*
- Only four deep holes greater than 600m
- Previous surface geophysics – limited to <250m depth penetration
- Deep penetrating EM to “light up” deeper targets



* Mineralised intercepts lower than reported
0.4% nickel cut off grade used in Nova-Bollinger
Mineral Resource estimate

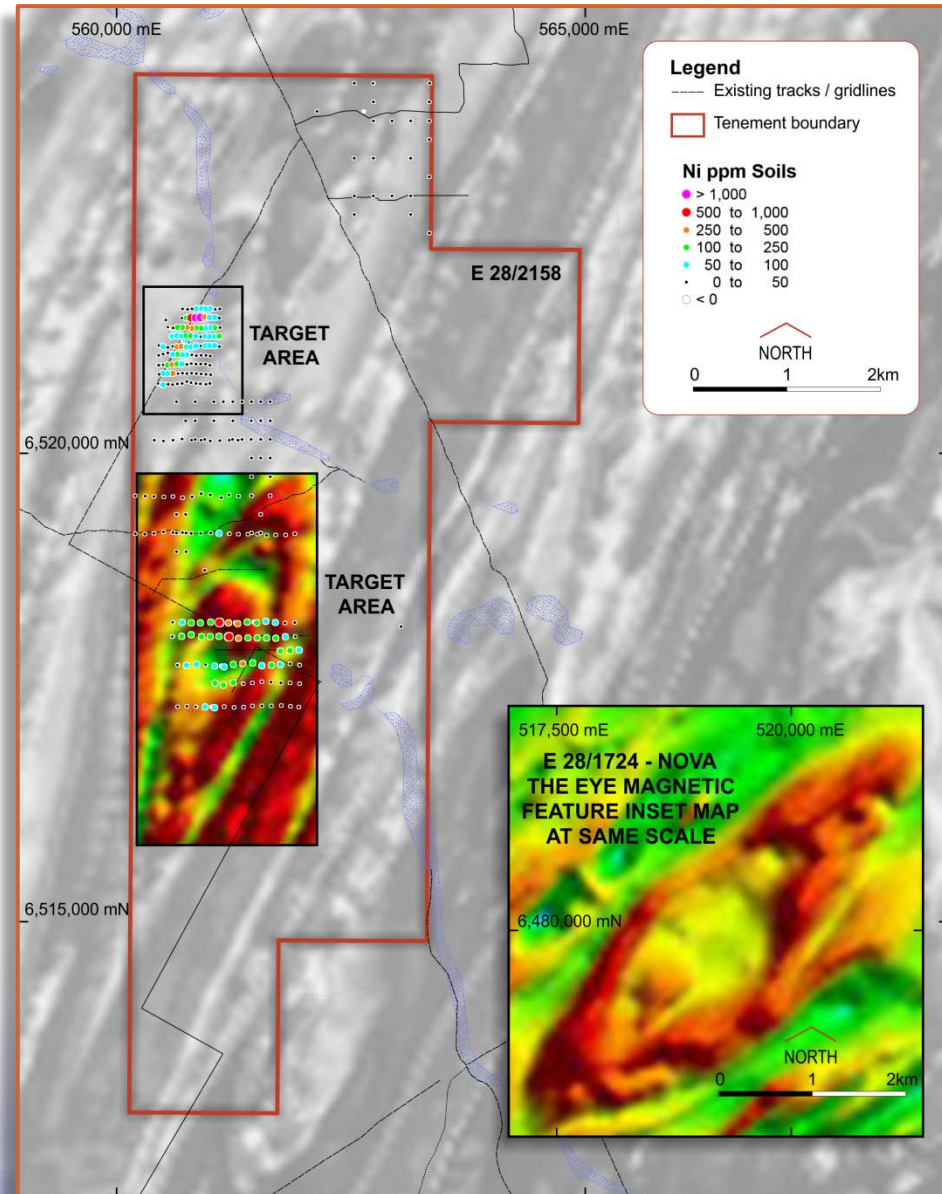
Near Nova Nickel Sulphide targets

- The “Eyelet” – another intrusion?
- New Ni-Cu target defined in RAB drilling
- EM Conductor 7
- All within Mining Lease application area and adjacent to proposed plant site



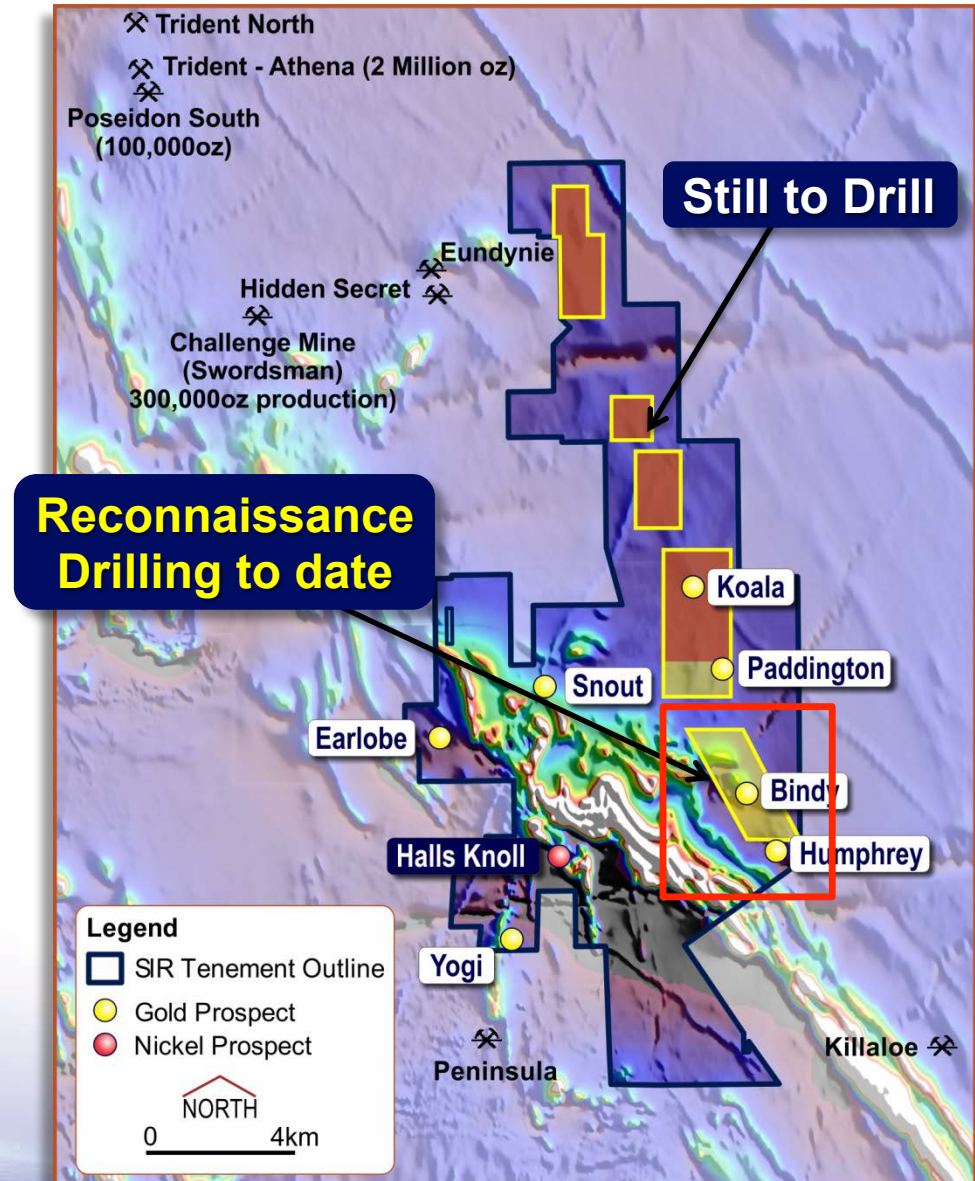
Buningonia – Nickel Sulphide Target

- “Eye”-like intrusion
- Anomalous Ni, Cu, Co, Pt, Pd in soil and rockchip sampling
- Chromite seams with up to 1g/t platinum at surface
- EM geophysics underway
- 50km northeast of Nova



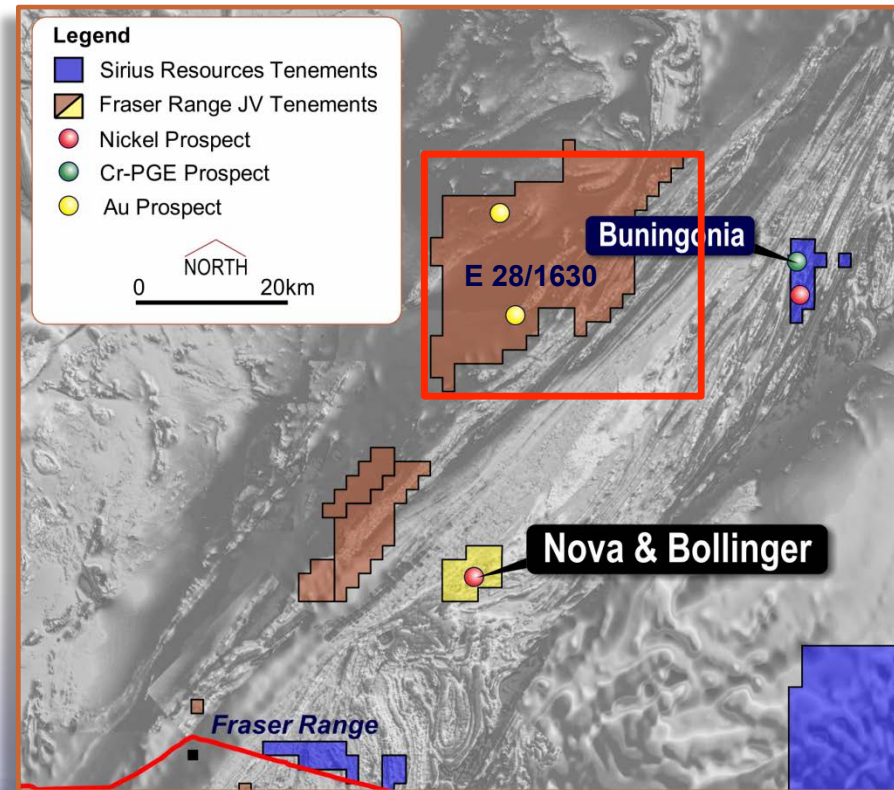
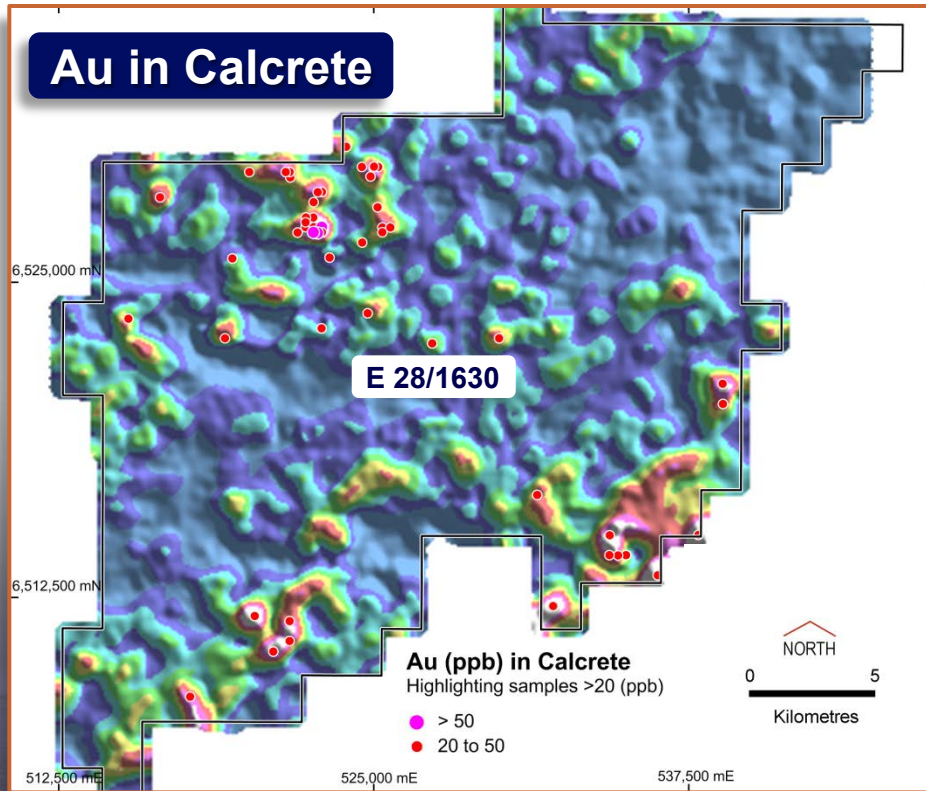
Gold targets at Polar Bear (100% SIR)

- 400 aircore holes drilled in 2013
- 3 significant new gold anomalies identified
- 4 further target areas still to test
- 15 km strike of prospective stratigraphy
- 25m oz gold within a 30km radius (St Ives, Norseman, Higginsville)
- Extensive belt of Kambalda ultramafic rocks – with gossans and primary nickel sulphides at Halls Knoll



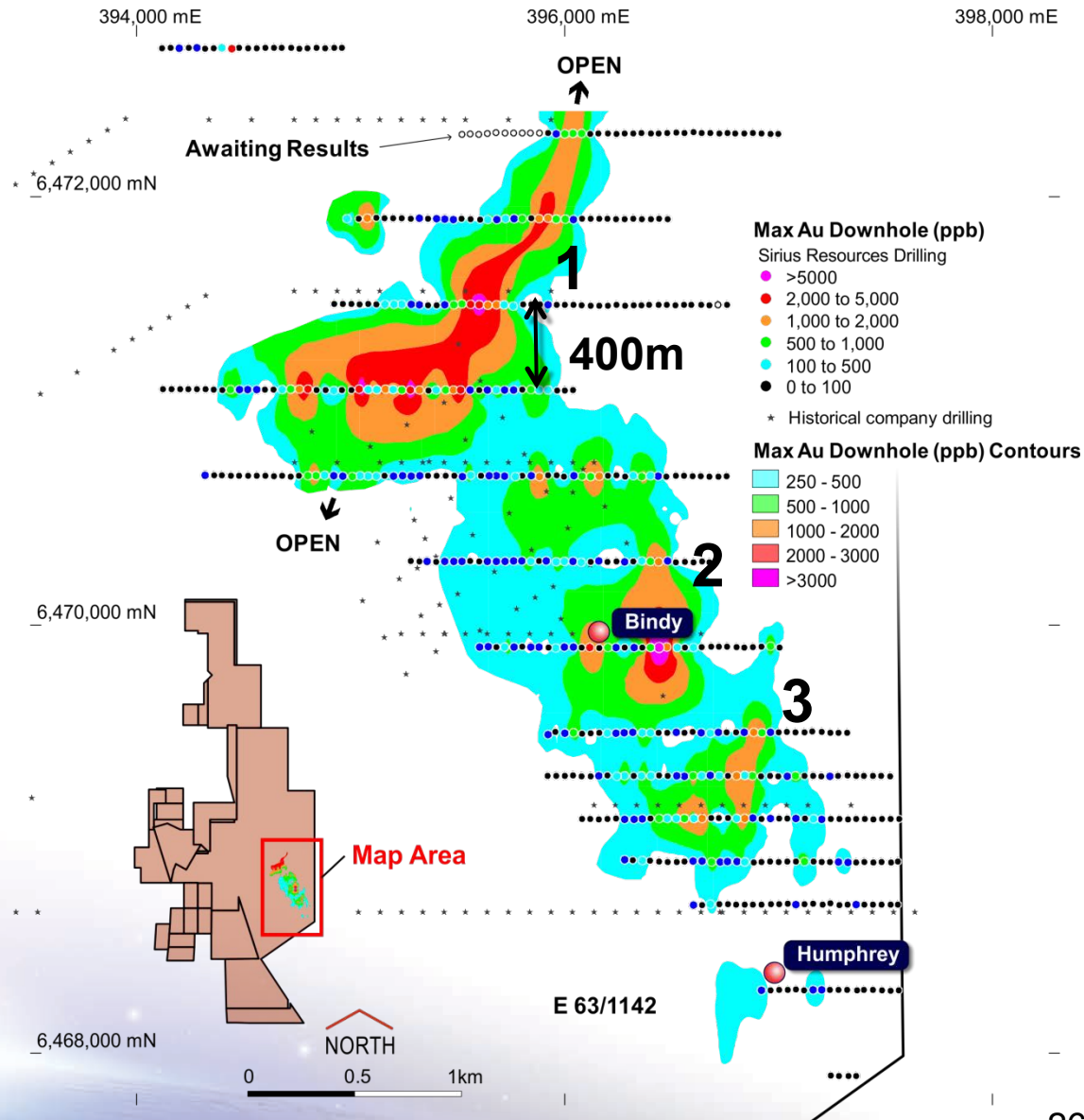
Gold targets in Tropicana belt

- 580 square kilometres covering extension of Tropicana belt
- Several coherent gold +/- arsenic anomalies up to 4km across
- 4,000m drill program planned for September - imminent



Polar Bear supergene gold anomalies

- Three significant new supergene gold anomalies
- Northern anomaly has strike extent >1km and width of >400m
- Open to NE, SW and NW
- Highly anomalous peak values including 7.2 g/t, 3.64 g/t and 1.4 g/t
- Drilling continuing



Conclusions

- Discovering nickel and copper at a rapid rate (325kt Ni and 134kt Cu in 12 months) and at an extremely low cost (A\$0.04/lb)
- Developing a globally significant and financially robust nickel-copper project in a stable mining-friendly jurisdiction
- 8th lowest cost nickel producer globally with cash costs in the lowest quartile
- Robust scoping study completed - DFS targeted for completion by mid-2014
- Strong, stable production profile of 28,000t Ni, 11,000t Cu and 9,400t Co in concentrate per annum
- The team to create an outstanding mine which will fund and drive further growth
- Significant nickel, copper and gold exploration potential across Sirius' extensive 70% and 100% owned Fraser Range licence area
- **Our goal is simple - we aim to continue to create value for shareholders by becoming the lowest cost nickel producer and the most successful base and precious metals explorer**

