



RMG and CHILE: THE REAL DEAL!

**Latin America Down Under Conference, Sydney
Executive Director – Peter Rolley**

**Contact Details:
www.rmgltd.com.au
+61 8 9387 6619
info@rmgltd.com.au**

May 2014

Disclaimer

Competent Person

The information relating to Geological targets, Exploration Results, Mineral Resources or Ore Reserves is based on information compiled and reviewed by Mr. Peter Rolley, who is a Member of the Australian Institute of Geoscientists. Mr. Rolley is an Executive Director and a shareholder of the company. He has more than 30 years experience, exploring for a variety of deposits throughout the world. This experience is more than adequate to qualify him as a Competent Person for the purposes of the 2012 Australasian Code for Reporting of Mineral Resources and Ore Reserves (JORC Code). Mr. Peter Rolley consents to the inclusion in the report of the matters based on his information in the form and context in which it appears.

JORC – Exploration Targets

It is common practice for a company to comment on and discuss its exploration in terms of target size and type. The information relating to exploration targets should not be misunderstood or misconstrued as an estimate of Mineral Resources or Ore Reserves. Hence the terms Resource(s) or Reserve(s) have not been used in this context. The potential quantity and grade is conceptual in nature, since there has been insufficient work completed to define them beyond exploration targets and that it is uncertain if further exploration will result in the determination of a Mineral Resource.

Competent Person statement on the use of previously issued Public Reports

The information in this presentation is extracted from a number of 2013 and 2014 ASX Releases as noted on the relevant page of this document. Each of these ASX releases are available for viewing on www.rmgltd.com.au. The Company confirms that it is not aware of any new information or data that materially affects the information included in the original market announcements. The Company confirms that the form and context in which the Competent Person's findings are presented herein have not been materially modified from the original market announcements

General Disclaimer

This presentation contains forward looking statements. Statements concerning mineral reserves and resources may also be deemed to be forward looking statements in that they involve elements based on specific assumptions. Forward looking statements are not statements of historical fact, and actual events or results may differ materially from those described in the forward looking statements as a result of a variety of risks, uncertainties and other factors. Forward looking statements are based on management's beliefs, opinions and estimates as of the date they are made and no obligation is assumed to update forward looking statements if these beliefs, opinions and estimates should change or reflect other future developments.

The presentation does not constitute an offer of securities in RMG Limited or its subsidiaries ("Company"), nor should this presentation be relied upon by any investor or advisor in making an investment decision or recommendation in the Company.

The presentation should not be relied upon as a representation of any matter that an advisor or investor should consider in evaluating the Company. The Company does not make any representation or warranty that the information, statements or representations in this presentation are complete. The Company does not undertake to update or revise any of the statements or information or representations in this presentation.

Chile – Stable Country for Investment

Consistently ranked as one of the most politically stable countries in the world in which to invest

The only South American country to be member of OECD

Highest GDP per capita in South America

Standard & Poor's Credit Rating AA- is the best in South America (same as China, Japan, Taiwan) and Stable

Lowest Taxation burden in South America

Lowest Corruption Index in South America and similar to USA

Inflation at 3.5% YOY at March 2014

Double Taxation Agreement between Australia and Chile fully operable in Jan 2014

Chile – Worlds Leading Copper Producer

Famous for it's world-class, low-cost, high-tonnage copper deposits

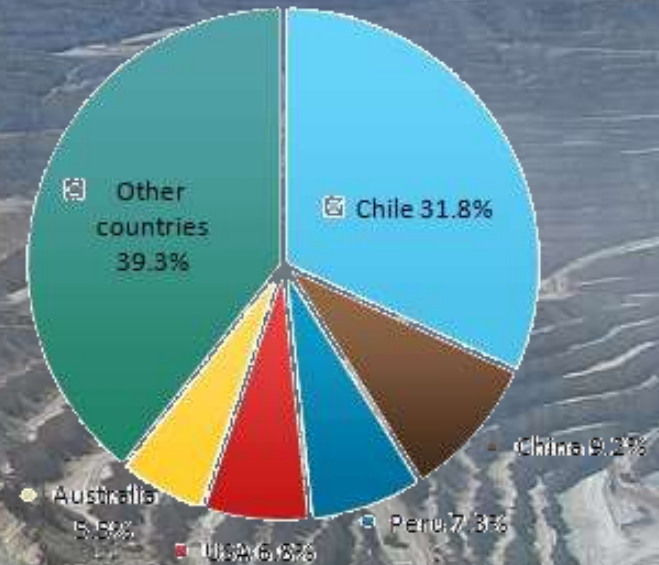
WHY?

**It has ports, rail, roads, power, water
Low sovereign risk
Educated work force
Unlimited foreign investment
Secure property ownership**

AND

**It has enormous inventories of copper
In a variety of locations, and geologic styles**

Global Copper Production in 2013



Summary and Strategy

Summary

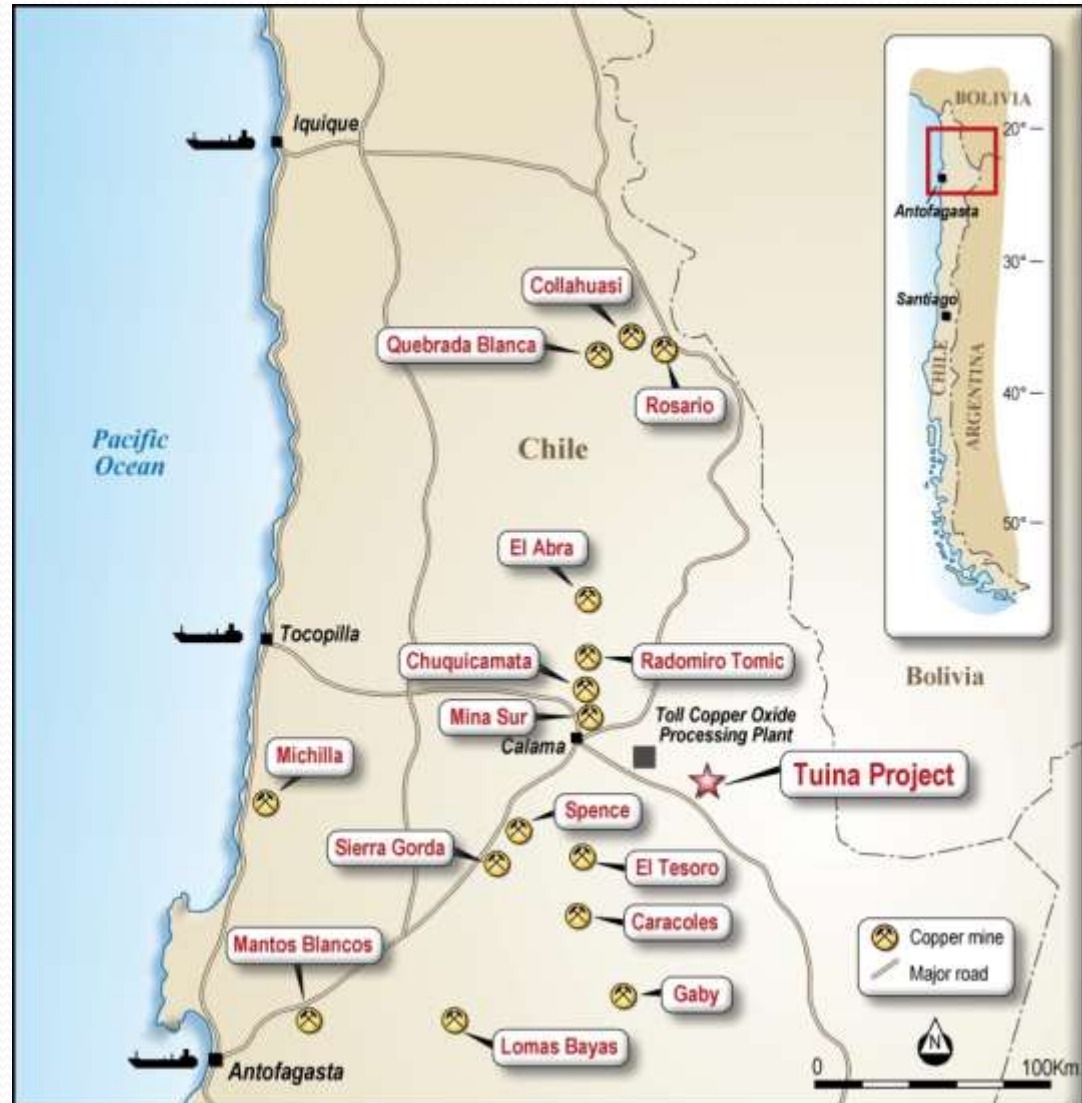
- 🌟 Tuina project is in Chile, mining friendly and worlds' largest copper producer
- 🌟 Located 25-50km from water, power, & major mining infrastructure and services
- 🌟 Recent drilling has demonstrated wide zones of copper-silver mineralisation
- 🌟 Primary Copper mineralisation is dominantly higher grade chalcocite, bornite
- 🌟 Right rocks, right age for Mantos Blancos equivalent (300Mt @ 1.2% Cu)

Strategy

1. Ready to complete a Feasibility Study to re-treat the Oxide dumps for an early cash flow
2. Ready to assess and complete a plan to be mining copper oxide ore in 2015 and achieve a second early cash flow
3. Early cash flow is intended to assist with payment of the Option Fees and sulphide development strategy
4. Ready to drill and undertake a copper sulphide Pre-Feasibility Study
5. Ready to commence a plan for RMG to be a mid-tier copper producer within three years
6. Ready to explore the newly discovered 5km long gold district at La Teca

Tuina Copper Project - Location

- Tuina is located in northern Chile
- 50kms from the City of Calama
- In proximity to world class copper mines
- Calama has all mining, exploration and regional transport services
- Railway from Calama to Port of Antofagasta
- Concentrates shipped from Antofagasta and Tocopilla ports
- Toll SX-EW plant is 30kms from project and directly connected to the project by a haul road



Tuina Copper Project - Location


Fly direct Sydney to Santiago

Transfer and fly 2 hours to Calama. Choice of 2 airlines, with flights every hour

Pick up a rental from any of 4 companies and drive 20 minutes on bitumen, past the 250MW Wind Farm

Drive 30 minutes on public road to the mine area, past the public water pipe line

In Summary – low infrastructure costs



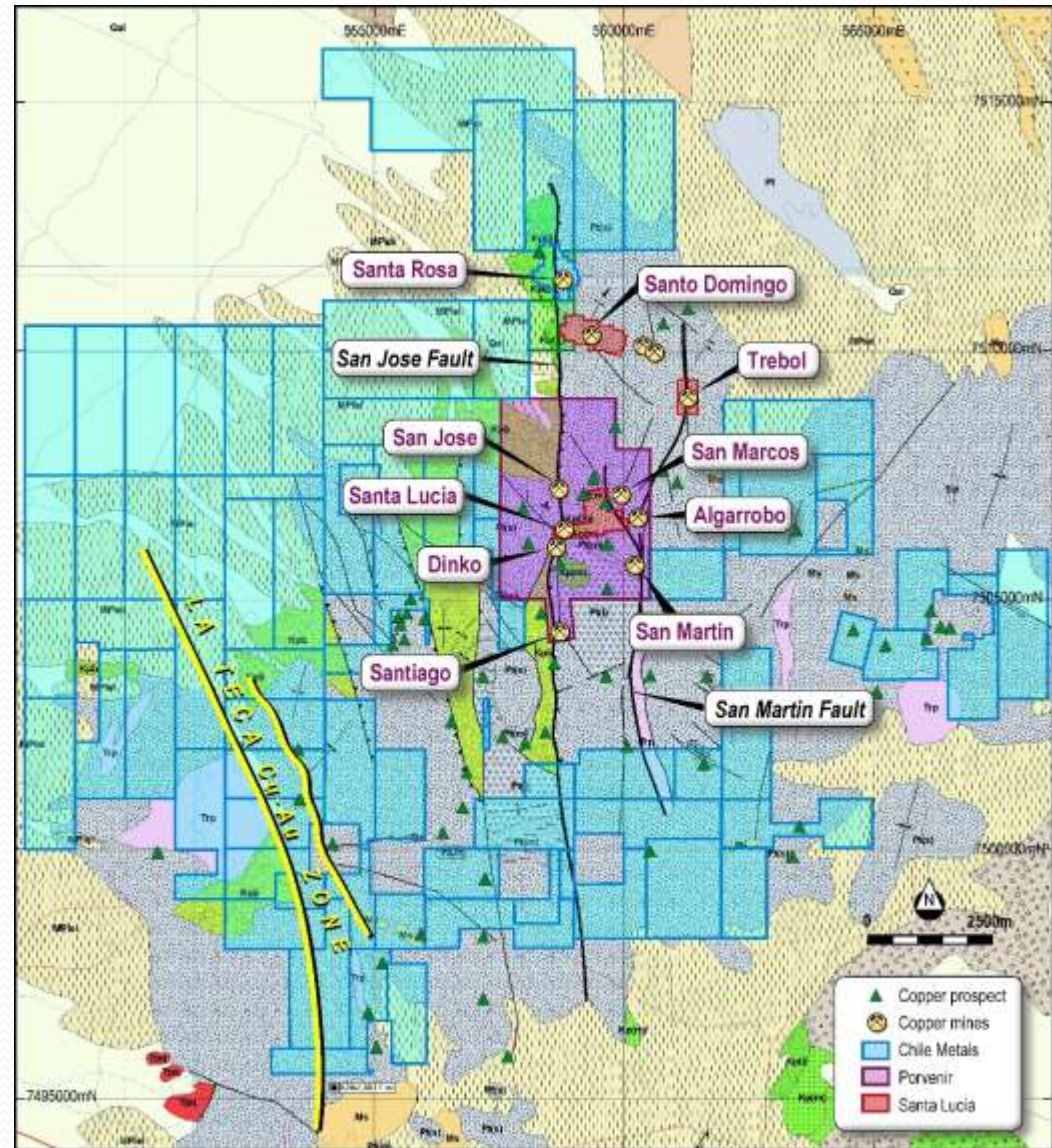
Tuina Copper Project - Location

- The proposed project will use less than 150 l/s water
- There is private water within 25kms
- The nearby 250MW power station has 60MW available for 3rd party use, 35kms distant
- The site already has core sheds, offices, distributed power, and exploration accommodation



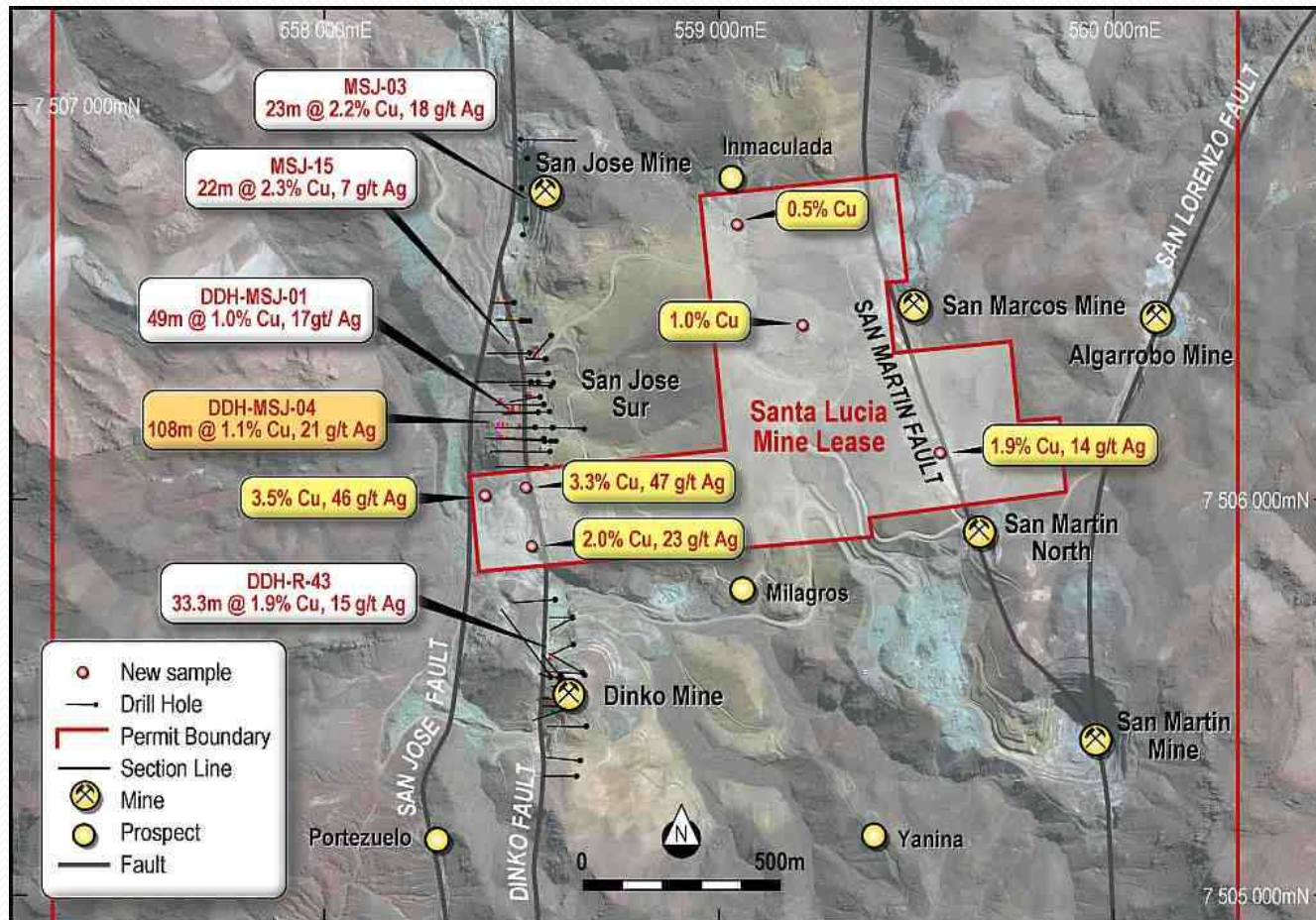
Tuina Copper Project - Permits

- RMG has options to acquire 75% interest over 170 sq. kms of concessions in the Tuina District
- All permits are mining leases in various stages of being granted
- Within the permits are 6 significant open-pits, mining copper oxide ores
- These 6 pits have current mining and environmental permits
- No indigenous communities, heritage, flora or fauna reserves in area or nearby



Tuina Permits - Consolidation

- RMG has consolidated the ownership of the Tuina copper systems
- This is the first time this consolidation has been achieved
- The San Marcos and San Martin Norte pits restricted by the previous boundaries
- The consolidation enables the exploration of the entire 1.5km wide copper system



Permit Terms

RMG Ltd holds 75% of a local Company – Minera Tuina SPA

Minera Tuina has executed three Transactions to date

1. Chile Metals Ltda Earn-In

- Earn 100% of the Chile Metals permits by
- Expenditure (including option payments and expenditure on 3rd party leases) of \$15m over 10 years, and completion of Pre-Feasibility Study
- Then Chile Metal dilutes or contributes
- If dilute to <5% then 2% NSR

2. Porvenir S.P.A. Option

- Option to acquire 100% of granted Mining Leases with payment of US\$10.3m over 5 years
- Upon completion of the option payments Porvenir retains a 3% NSR royalty

3. Santa Lucia Ltda Option

- Option to acquire 100% of granted Mining Leases with payment of US\$17.85m over 5 years
- Upon completion of the option payments Santa Lucia retains a 1% NSR royalty

Legacy Exploration Data

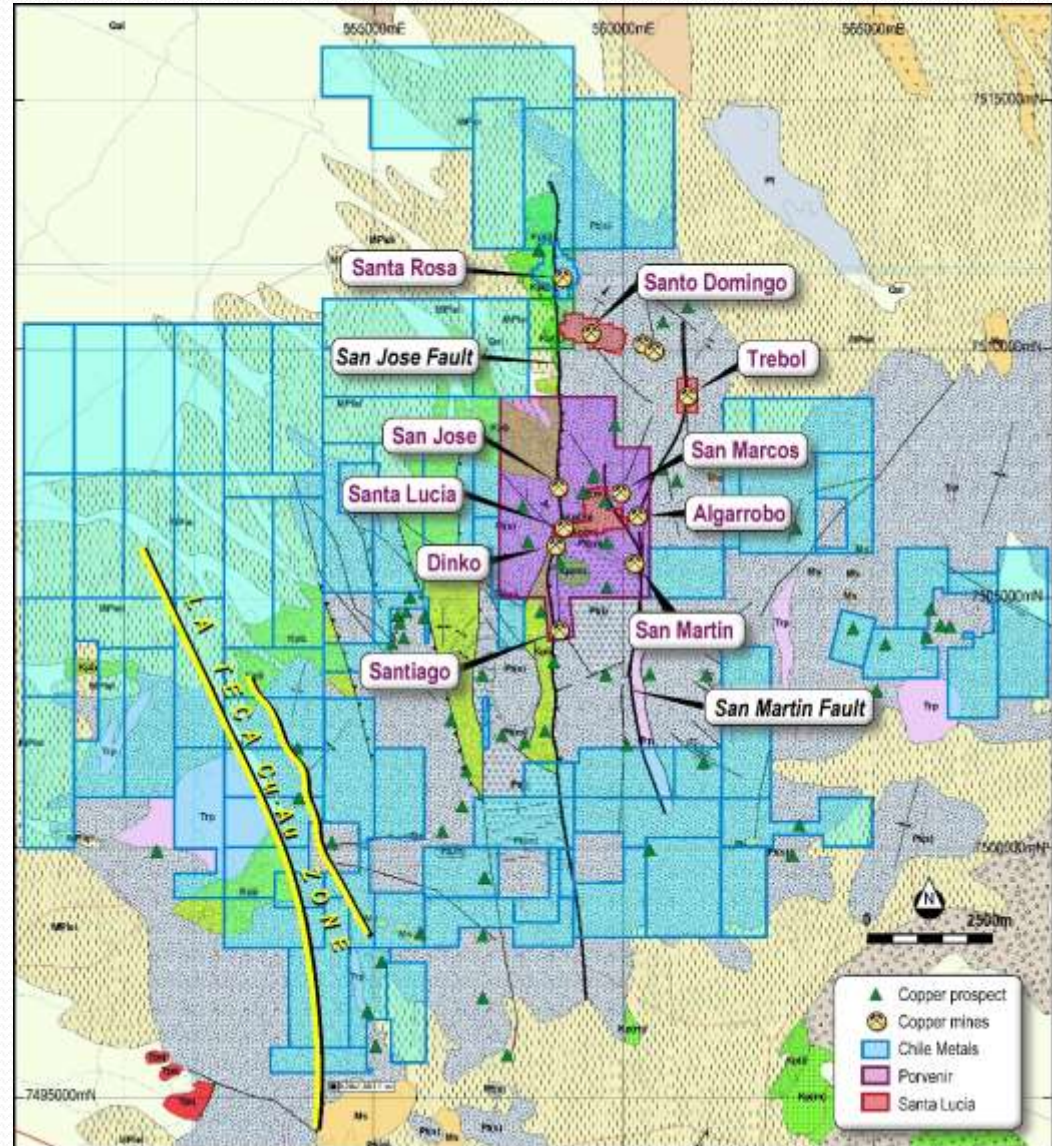
Previous miner drilled

- 301 drill holes
- 33,900m of drilling
- All in production area
- No holes in exploration areas
- Data is not JORC compliant
- Used as basis for an EIS⁴ permit for 25-30Mt open pit and UG mining operation
- RMG has used diamond holes for met test work
- RMG has used drill holes to guide planned drill programs



Tuina Copper Project - Geology

- The larger copper replacement bodies (Manto copper style) in the Tuina District are around 40-100m wide, 600m in length and average grade of 0.5-2% Cu grade with silver credits
- The largest known copper deposits are along the San José and San Martín Fault Corridor
- Dating by RMG has redefined the geology – now equivalent to the larger Manto deposits in northern Chile
- Dating of alteration gives similar age as Porphyry Copper mines at Chuquicamata and Collahuasi



Possible Early Revenue by Re-Treating Oxide Ore Dumps



- There are several copper oxide pits from which the ore has been acid leached on site
- Channel sampling of several dumps indicates that the average grade of the dumps is
 - 0.35%Cu acid soluble
- An early cash flow possibility is to retreat the dumps


San José Fault - Copper Oxide Mining

- There are numerous copper oxide pits over 1.5kms along the San Jose Fault
- An early cash flow opportunity is to expand these oxide copper pits
- Recent RC drilling intersected
 - 54m @ 1.06%Cu(sol) at the San Jose oxide zone



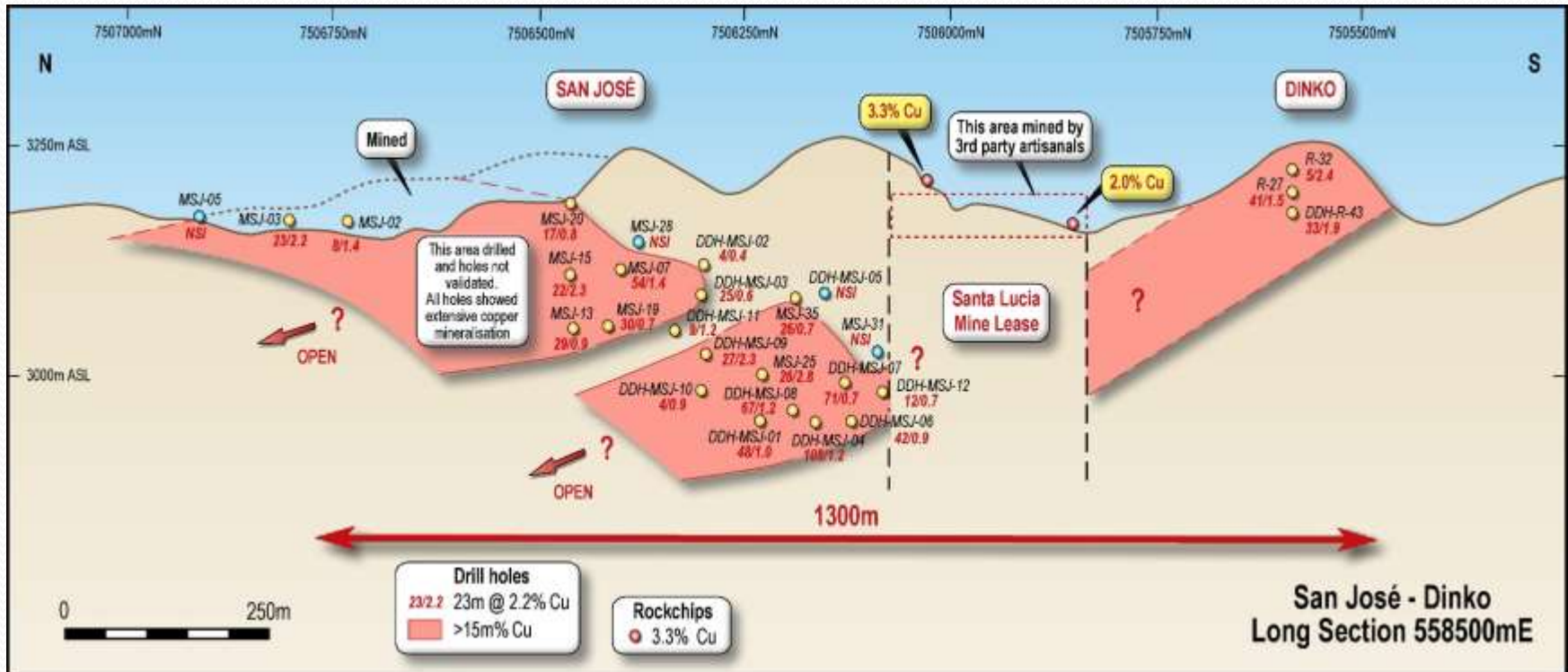
San Martin Fault - Copper Oxide Mining

- The copper mineralisation along the 1.5kms San Martin Fault zone has not been efficiently exploited due to the fragmented tenement ownership of the past
- Another option for early cash flow for RMG



San Jose - Copper Sulphide Opportunity

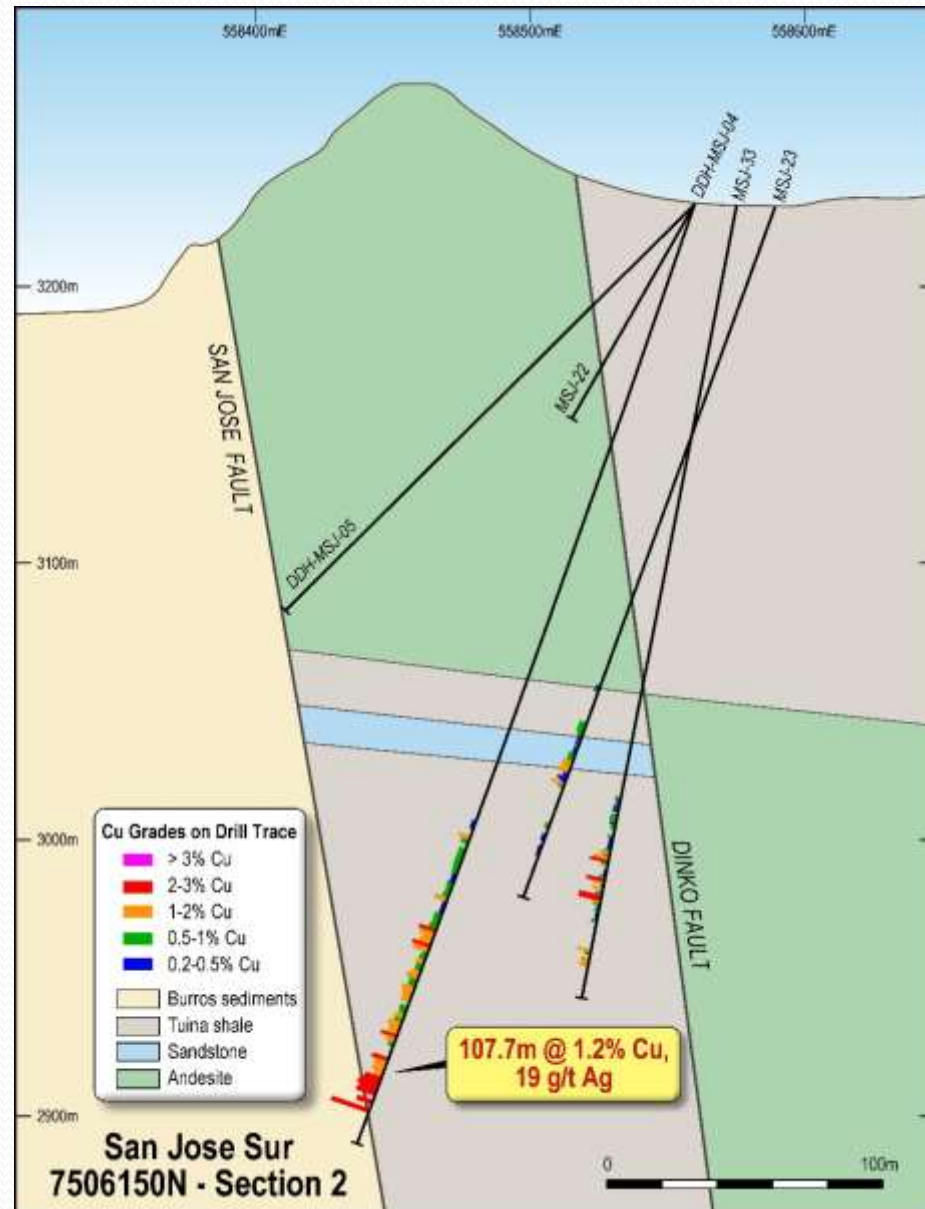
- The copper oxide deposits have not been drilled to test the copper sulphide mineralisation
- Most of the drilling is shallow on the oxide resources to feed the nearby SX-EW plant
- Only 250m of the 1300m strike of the San Jose mine has been drilled at depth
- The sulphide zone is 85% chalcocite-bornite



San Jose - Copper Sulphide Opportunity

Outstanding sulphide copper-silver drilling intercepts at the San José include:

- **107.7m @ 1.2%Cu, 19g/t Ag from 243m (DDH-MSJ-04) including**
 - **21m @ 2.0%Cu, 38g/t Ag from 328.5m**
- 67m @ 1.2%Cu, 20g/t Ag from 241m (DDH-MSJ-08) including
 - 13.8m @ 2.3%Cu, 45g/t Ag from 262.5m
- 26m @ 2.8%Cu, 50g/t Ag from 257m (RC hole MSJ-25)



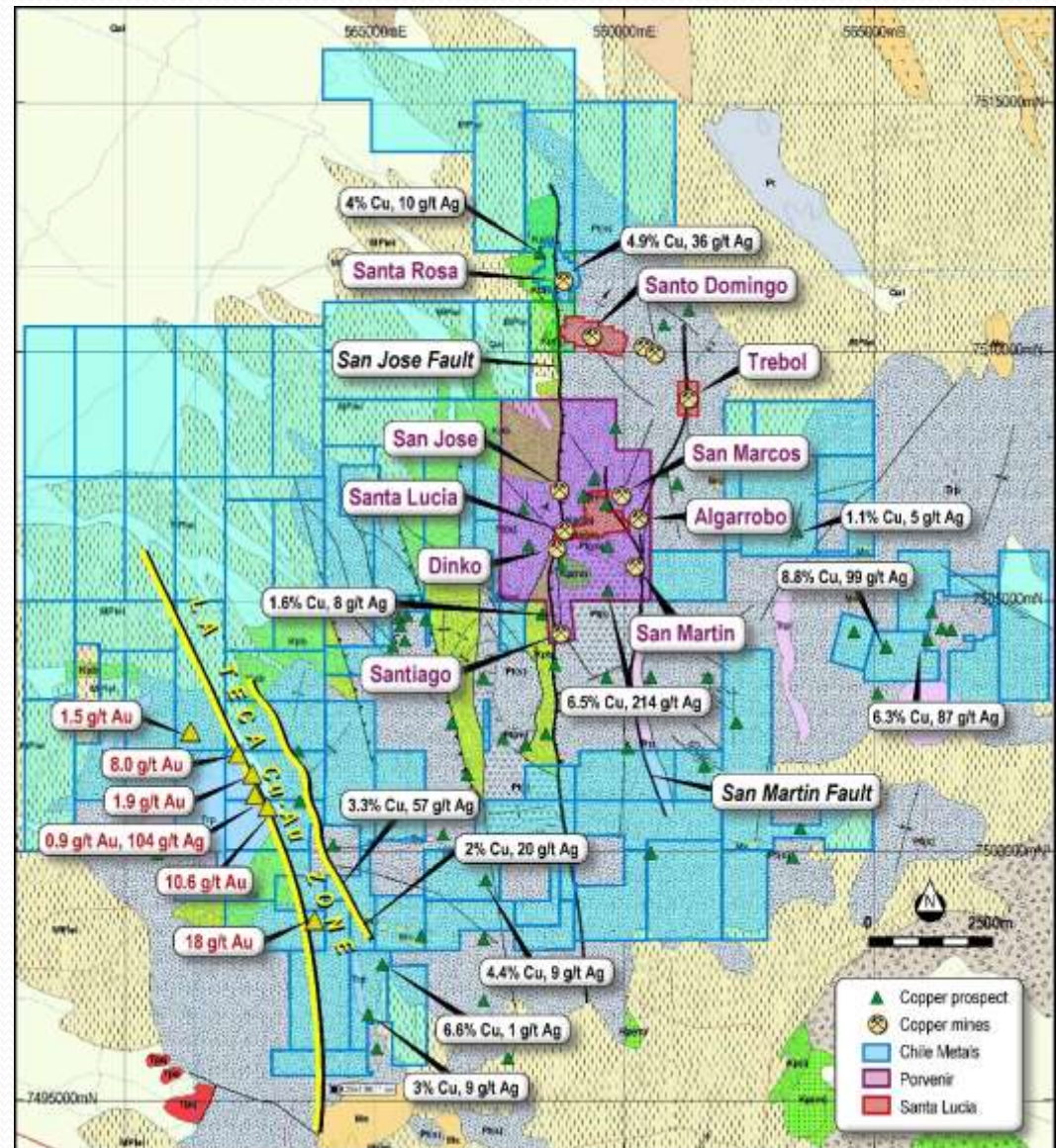
San Martin Sulphide Opportunity



- ✿ San Martin is a parallel trend to the San Jose copper trend, 1.5kms to the east
- ✿ The San Martin pit is the 2nd largest copper oxide pit at Tuina
- ✿ There is no drilling of the sulphide mineralisation
- ✿ The zone extends for over 1.5kms as evidenced by copper oxide deposits

Tuina – Other Prospects

- Numerous locations with Cu oxide mineralisation over 2% Cu identified
- Zone between San Jose Fault and San Martin Fault un-tested
- The La Teca Zone has Copper manto style mineralisation with values up to 6.6% Cu and 18 g/t Au
- The La Teca Zone has a large area (6kms by 1km) propylitic, potassic and silicic alteration, characteristic of copper porphyry alteration systems



Cu Manto Exploration Model

A recent EIS study submitted to the Government planned to mine 25-30 million tonnes of copper sulphide ore from these permits⁴

The EIS was based on limited drilling

Further exploration may expand this opportunity, for example

Recently discovered copper manto deposits at La Teca and elsewhere within the concessions

The larger manto copper deposits in northern Chile include

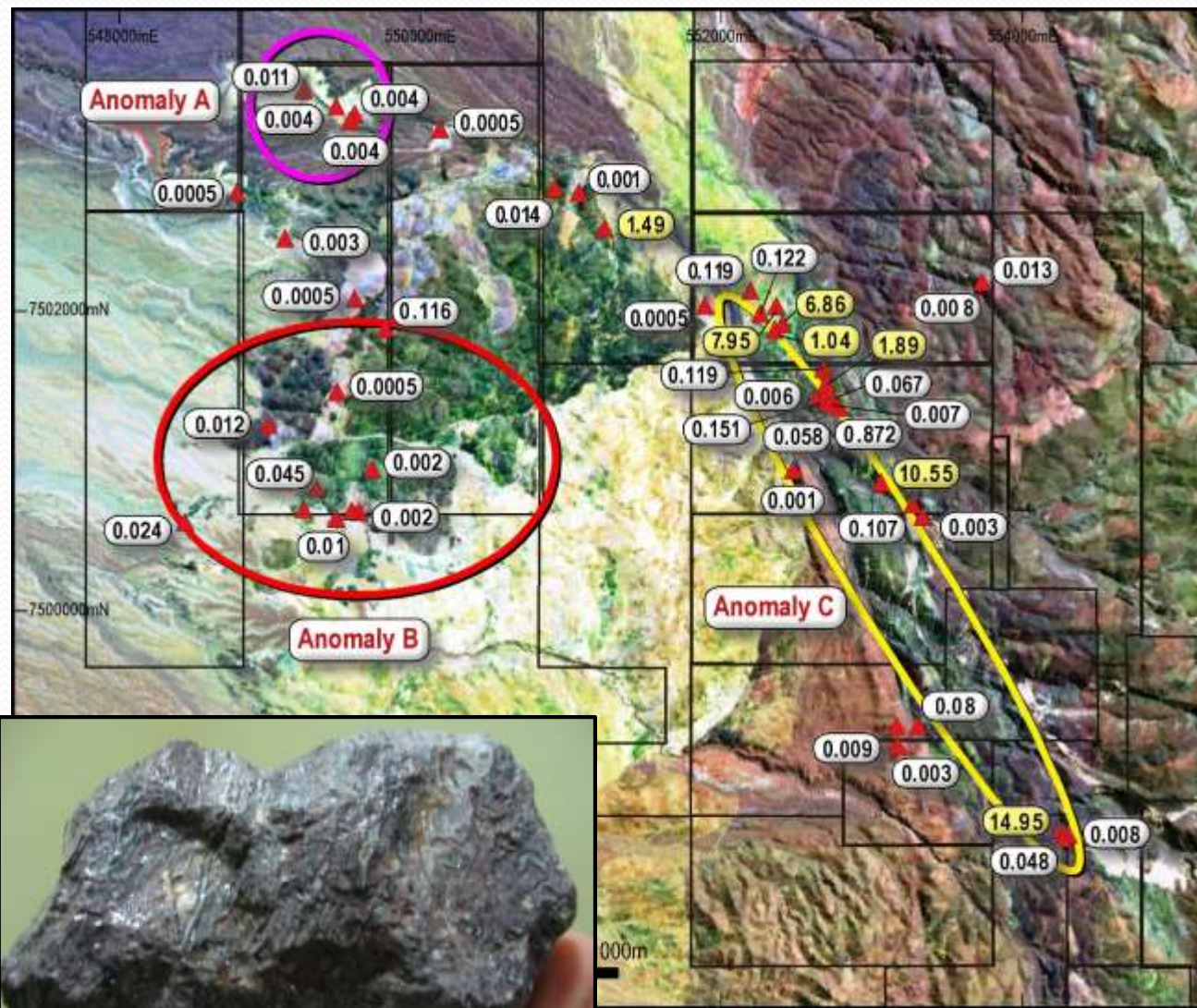
- Mantos Blancos 300mt @ 1.2% Cu
- Michilla 150mt @ 1.5% Cu



La Teca High Grade Gold Discovery

- 5 km long zone
- High grade gold
- Several porphyries mapped
- Potassic alteration of porphyries

SampleId	Au g/t	Ag g/t	Cu %
29980	18.3	0.4	0.01
17526	14.95	0.5	0.05
17530	10.55	4.6	0.86
17544	7.95	2.8	0.06
17542	6.86	83.7	1.47
29961	4.6	3	0.11
29982	3.65	0.6	0.01
29983	3.59	0.3	0.01
29962	2.31	1.2	0.01
29959	2.12	127	2.49



RMG

Directors

- **Robert Kirtlan (54)**
Executive Chairman
Director Aviva Corporation, Homeland Uranium, Credo Resources, East Africa Resources
Former Director of Cooper Energy, NGM Resources, MM Mining
- **Peter Rolley (54)**
Executive Director and Chief Geologist
International gold and base metal geologist
Former Director MM Mining
- **Michael Griffiths (56)**
Non-Executive Director
International gold and base metal geologist
Director of Chrysalis Resources, Tiger Resources, Currie Rose Resources, East Africa Resources
Former Director of Mozambi Coal, Sub-Saharan Resources, Chalice Gold Mines, Sunridge Gold Corp

Issued Capital (m)

- | | |
|----------------------------|----------|
| • Ordinary Shares | 3,209 |
| • Options 2c (01/04/2015) | 10 |
| 2c (01/04/2017) | 10 |
| 0.6c (31/08/2016) | 80 |
| • Cash (31 March 2014) | ~\$0.22m |
| • Share Price (1 May 2014) | \$0.003 |
| • Market Capitalisation | ~\$9.6m |

Major Shareholders

- | | |
|---------------------------|-------|
| • Simpaug Investment Fund | 15.6% |
| • Directors | 9.3% |
| • Mark Stevenson | 2.2% |
| • Teck Australia | 1.3% |

Conclusion

- ❖ A rare, well advanced project with near term production potential to be a mid-tier copper producer and significant long term growth prospects
- ❖ Scope to commence re-treating dumps within 6-12 months, and be cash positive
- ❖ Scope to commence copper oxide mining and toll processing within 12-15 months
- ❖ The purpose of the dump and oxide processing is to acquire cash flow to fund the Company's option payments and sulphide development
- ❖ Drill programme to rapidly convert previous EIS studies to Indicated Resources
- ❖ Clear objective to complete a Pre-Feasibility Study within 18 months of drilling
- ❖ Objective to rapidly develop mine plan and feasibility study for Higher Grade Copper sulphide operation and production