

Endless Solar Corporation Limited

ABN 51 122 708 061

Annual Report - 30 June 2024

Endless Solar Corporation Limited
Corporate directory
30 June 2024

Directors	Mr. David H Craig - Chairman and Executive Director Mr. Chris Baring-Gould - Non-Executive Director Ms Cathy Lin - Non-Executive Director (Resigned on 06/05/2024) Mr. Kevin Mooney - Non-Executive Director
Company secretaries	Mr. Mark Licciardo Acclime Listed Services Australia Pty Ltd Level 7/330 Collins St, Melbourne VIC 3000
Registered office	555 Old Moorooduc Road Tuerong VIC 3915
Principal place of business	555 Old Moorooduc Road Tuerong VIC 3915
Share register	Boardroom Pty Limited Level 7, 207 Kent Street Sydney NSW 2000
Auditor	Connect National Audit Connect National - ASIC Authorised Audit Company No. 521888 Level 11, 333 Collins Street Melbourne VIC 3000
Stock exchange listing	Endless Solar Corporation Limited ordinary limited voting shares are listed on the National Stock Exchange

Endless Solar Corporation Limited

Directors' report

30 June 2024

The directors present their report, together with the financial statements, on the consolidated entity (referred to hereafter as the 'consolidated entity') consisting of Endless Solar Corporation Limited (referred to hereafter as the 'company' or 'parent entity') and the entities it controlled at the end of, or during, the year ended 30 June 2024.

Directors

The following persons were directors of Endless Solar Corporation Limited during the whole of the financial year and up to the date of this report, unless otherwise stated:

Mr. David H Craig - Chairman and Executive Director

Mr. Chris Baring-Gould - Non-Executive Director

Ms Cathy Lin - Non-Executive Director (Resigned on 06/05/2024)

Mr. Kevin Mooney - Non-Executive Director

Principal activities

The principal activities of the consolidated entity during the course of the financial year was research and development activities. No significant changes have occurred in the nature of these activities during the financial year.

Dividends

There were no dividends paid, recommended or declared during the current or previous financial year.

Review of operations

The loss for the consolidated entity after providing for income tax amounted to \$1,288,,219 (30 June 2023: \$506,945).

Significant changes in the state of affairs

There were no significant changes in the state of affairs of the consolidated entity during the financial year.

Matters subsequent to the end of the financial year

No matter or circumstance has arisen since 30 June 2024 that has significantly affected, or may significantly affect the consolidated entity's operations, the results of those operations, or the consolidated entity's state of affairs in future financial years.

Likely developments and expected results of operations

Cool Solar Project Update – September 2024

Background

Endless Solar Corporation has previously developed and patented an innovative air conditioning system that uses stored hot water as its primary power source. The system was the outcome of a successful Innovation Australia project run at the Australian National University by Dr. Mike Dennis.

The system is designed to be manufactured in high volume and deployed as distributed infrastructure. The hot water storage is in effect a “battery” for solar energy storage.

The aim of the technology is to be distributed infrastructure that offsets the power stations that are being removed from the electrical grid. When deployed it will reduce grid demand, reduce consumer exposure to energy cost increases and reduce the need to expand the distribution system (poles and wires).

The system works by using solar panels to directly heat stored hot water. The stored hot water is used to power an ejector driven refrigeration system. The system is close coupled with a small conventional a/c system.

Endless Solar Corporation Limited
Directors' report
30 June 2024

Core Team

The core team consists of:

- Dr. Mike Dennis. Mike is the inventor of the system and has deep knowledge of the technology at both a practical and theoretical level.
- Leon Pikovski: Leon is a highly experienced mechanical engineer with particular expertise in air conditioning and thermal management systems designing for high volume manufacture.
- Peter Zuchowski: Peter is a highly experienced electrical engineer with decades of experience across multiple business sectors.
- Andrew Hynson: Andrew is an experienced executive with decades of experience managing highly complex product development projects with a focus on high volume manufacturing.

Potential Impact

The system cost will vary depending upon site location. The Cool Solar product cost will be competitive on a subscription model basis. Once the system is in high volume production the hardware costs are expected to decrease.

The target is to achieve 75-80% reduction in heating/cooling energy and hot water energy from the electrical grid. For a medium sized house in Melbourne with 3 to 4 people the savings over a year are expected to be around 24kWh per day (averaged over the year).

As an indirect comparison, 1.3M to 1.4M household installations would be of the order of magnitude of Victoria's Loy Yang A power station. Loy Yang A is rated at 2200MW and is scheduled to close in 2035. Loy Yang A produces around one third of Victoria's electricity. The Cool Solar technology is one of the few demand side solutions being developed. Each Cool Solar installation reduces the demand on the grid. Unlike most renewable energy technologies, Cool Solar does not require any investment or upgrades to the electrical distribution system (poles and wires, etc.).

Current Status

The company announced to the NSX on 13 June 2024 that its engineering prototype has successfully achieved a major project milestone, which is the successful demonstration of ejector driven cooling using hot water as the primary energy source. Work has now commenced on delivering the next major milestone, high level design of a pilot system for field testing.

Next Steps

Funding activities for the next stages of this project towards commercialisation has commenced. The company's application to the Australian Federal Government's Industry Growth program (IGP) has also been accepted, as announced to the NSX on 13 May 2024.

It is expected that the next announcement will be related to the commissioning of the development rig.

Environmental regulation

The consolidated entity is not subject to any significant environmental regulation under Australian Commonwealth or State law.

Information on directors

Name:	Mr David H. A. Craig
Title:	Chairman and Executive Director
Qualifications:	Bachelor of Economics (Monash)
Experience and expertise:	David has over 30 years' experience in management of property and investment companies, and is a member of the Financial Services Institute of Australasia (FINSIA).
Other current directorships:	Nil
Former directorships (last 3 years):	Nil
Interests in shares:	8,114,510 fully paid ordinary shares
Interests in options:	400,000 unlisted options of ordinary limited voting shares at \$0.10 expiry 22 October 2025
Interests in rights:	15,324,050 convertible notes at \$0.10 expiry 22 October 2025

Endless Solar Corporation Limited
Directors' report
30 June 2024

Name: Mr Chris Baring-Gould
 Title: Non-executive Director
 Qualifications: BBusAcc, MBA
 Experience and expertise: Chris's professional experience is diverse. He has served as Group Financial Controller at JB Were & Son, General Manager of a stock broking subsidiary of the Equity and Property Investment Group and has served as Chief Finance Officer at Anglicare Victoria for 18½ years. He also is an independent member of the Funds-in-Court Audit Committee (Victoria Supreme Court) and Board member at Spectrum Victoria.

Other current directorships: Nil
 Former directorships (last 3 years): Nil
 Interests in shares: 1,597,221 fully paid ordinary shares
 Interests in options: 400,000 unlisted options of ordinary limited voting shares at \$0.10 expiry 22 October 2025

Name: Ms Cathy Lin
 Title: Non-Executive Director (Resigned on 06/05/2024)
 Experience and expertise: Cathy is a Chartered Accountant with a strong accounting and taxation focus. She has over ten years' experience in small professional accounting firms

Other current directorships: Nil
 Former directorships (last 3 years): Nil
 Interests in shares: 132,000 fully paid ordinary shares
 Interests in options: 400,000 unlisted options of ordinary limited voting shares at \$0.10 expiry 22 October 2025

Name: Kevin Mooney
 Title: Non-Executive Director
 Qualifications: Economics Degree (Macquarie)
 Experience and expertise: Kevin Mooney has had a long and successful career in the finance, construction and investment sectors. He has held senior management and board positions with several leading corporations. Kevin also has had extensive experience in the not-for-profit sector, in particular his founding directorship of the Bradman Foundation.

Other current directorships: Not Applicable
 Former directorships (last 3 years): Not Applicable
 Interests in shares: 3,000,000 options of ordinary limited voting shares at \$0.12 per share expiry 30 June 2027

'Other current directorships' quoted above are current directorships for listed entities only and excludes directorships of all other types of entities, unless otherwise stated.

'Former directorships (last 3 years)' quoted above are directorships held in the last 3 years for listed entities only and excludes directorships of all other types of entities, unless otherwise stated.

Company secretaries

Mr Mark Licciardo of Acclime Listed Services Australia Pty Ltd was appointed as company secretary during the 2020 financial year. Mark is widely recognised as a leader in his field and has extensive experience working with boards of high profile ASX-listed companies in the areas of corporate governance, accounting and finance, and company secretarial practice.

Meetings of directors

There were 4 meetings of directors held during the year ended 30 June 2024.

Remuneration report (audited)

The remuneration report details the key management personnel remuneration arrangements for the consolidated entity, in accordance with the requirements of the Corporations Act 2001 and its Regulations.

Key management personnel are those persons having authority and responsibility for planning, directing and controlling the activities of the entity, directly or indirectly, including all directors.

Endless Solar Corporation Limited
Directors' report
30 June 2024

The remuneration report is set out under the following main headings:

- Principles used to determine the nature and amount of remuneration
- Details of remuneration
- Service agreements
- Share-based compensation
- Additional information
- Additional disclosures relating to key management personnel

Principles used to determine the nature and amount of remuneration

The remuneration policy of Endless Solar Corporation Limited has been designed to align director objectives with shareholder and business objectives by providing a fixed remuneration component and offering specific long-term incentives based upon key performance areas affecting the economic entity's financial results. The board of Endless Solar Corporation Limited believes the remuneration policy to be appropriate and effective in its ability to attract and retain the best directors to run and manage the economic entity, as well as create goal congruence between director and shareholders.

The board's policy for determining the nature and amount of remuneration for board members of the economic entity is as follows:

- The remuneration policy, setting the terms and conditions for the executive directors and other senior executives, was developed and approved by the board;
- All executives receive a base salary (which is based on factors such as length of service and experience), superannuation, fringe benefits, options and performance incentives; and
- The board reviews executive packages annually by reference to the company's performance, executive performance and comparable information from industry sectors.

The board reviews executive packages annually by reference to the company's performance, executive performance and comparable information from industry sectors.

The performance of executives is measured against criteria agreed annually with each executive and is based predominantly on the forecast growth of the economic entity's profits and shareholders' value. The board may, however, exercise its discretion in relation to approving incentives, bonuses and options. Any changes must be justified by reference to measurable performance criteria. The policy is designed to attract the highest calibre of executives and reward them for performance that results in long-term growth in shareholder wealth.

Executives are also entitled to participate in the employee share and option arrangements.

Where applicable, executive directors and executives receive a superannuation guarantee contribution required by the government, which is currently 10.5%, and do not receive any other retirement benefits. Some individuals, however, have chosen to sacrifice part of their salary to increase payments towards superannuation.

All remuneration paid to directors and executives is valued at the cost to The Group and expensed. Shares given to directors and executives are valued as the difference between the market price of those shares and the amount paid by the director or executive. Options are valued using the Black-Scholes methodology.

The board policy is to remunerate non-executive directors at market rates for time, commitment and responsibilities. The maximum aggregate amount of fees that can be paid to non-executive directors is subject to approval by shareholders at the Annual General Meeting. Fees for non-executive directors are not linked to the performance of the economic entity but, to align directors' interests with shareholder interests.

Consolidated entity performance and link to remuneration

Remuneration for certain individuals is directly linked to the performance of the consolidated entity. A portion of cash bonus and incentive payments are dependent on defined earnings per share targets being met. The remaining portion of the cash bonus and incentive payments are at the discretion of the Nomination and Remuneration Committee. Refer to the section 'Additional information' below for details of the earnings and total shareholders return for the last five years.

Use of remuneration consultants

During the financial years ended 30 June 2024 and 2023, the consolidated entity did not engage remuneration consultants.

Details of remuneration

The directors did not receive any fees during the 2024 and 2023 financial years.

Endless Solar Corporation Limited
Directors' report
30 June 2024

Service agreements

The directors and executives do not have formalised contracts of employment.

A Directors appointment may be terminated in accordance with the Corporations Act and the Constitution of The Group, and their office will be ipso facto vacated in the circumstances specified in the Corporations Act and the Constitution of The Group. A director may terminate their appointment by giving 3 months' notice in writing to The Group. The Group will pay the Director, by way of remuneration for his services, directors' fees in accordance with the Constitution of The Group.

Share-based compensation

Issue of shares

There were no shares issued to directors and other key management personnel as part of compensation during the year ended 30 June 2024.

Options

There were no options over ordinary shares issued to directors and other key management personnel as part of compensation that were outstanding as at 30 June 2024.

There were no options over ordinary shares granted to or vested by directors and other key management personnel as part of compensation during the year ended 30 June 2024.

Additional information

The earnings of the consolidated entity for the five years to 30 June 2024 are summarised below:

	2024 \$	2023 \$	2022 \$	2021 \$	2020 \$
Sales revenue	-	-	228,019	70,000	19,091
Profit/(Loss) after income tax	(1,288,219)	(506,945)	57,879	(645,143)	(302,824)

The factors that are considered to affect total shareholders return ('TSR') are summarised below:

	2024	2023	2022	2021	2020
Basic earnings per share (cents per share)	(1.58)	(0.62)	0.07	(0.96)	(0.76)
Diluted earnings per share (cents per share)	(1.58)	(0.62)	0.06	(0.96)	(0.76)

Additional disclosures relating to key management personnel

Shareholding

The number of shares in the company held during the financial year by each director and other members of key management personnel of the consolidated entity, including their personally related parties, is set out below:

	Balance at the start of the year	Received as part of remuneration	Additions	Disposals/ other	Balance at the end of the year
<i>Ordinary shares</i>					
Mr. D.H.A. Craig	8,114,510	-	-	-	8,114,510
Mr. C Baring-Gould	1,597,221	-	-	-	1,597,221
Ms C Lin	132,000	-	-	-	132,000
	<u>9,843,731</u>	<u>-</u>	<u>-</u>	<u>-</u>	<u>9,843,731</u>

Endless Solar Corporation Limited
Directors' report
30 June 2024

Option holding

The number of options over ordinary shares in the company held during the financial year by each director and other members of key management personnel of the consolidated entity, including their personally related parties, is set out below:

	Balance at the start of the year	Granted	Exercised	Expired/ forfeited/ other	Balance at the end of the year
<i>Options over ordinary shares</i>					
Mr. D.H.A.Craig	400,000	-	-	-	400,000
Mr.C Baring-Gould	400,000	-	-	-	400,000
Ms C Lin	400,000	-	-	-	400,000
Mr. A Hynson	2,000,000	-	-	-	2,000,000
Mr. S Happell	1,000,000	-	-	-	1,000,000
Mr. Kevin Mooney	3,000,000	-	-	-	3,000,000
	<u>7,200,000</u>	<u>-</u>	<u>-</u>	<u>-</u>	<u>7,200,000</u>

This concludes the remuneration report, which has been audited.

Shares under option

There were no unissued ordinary shares of Endless Solar Corporation Limited under option outstanding at the date of this report.

Shares issued on the exercise of options

There were no ordinary shares of Endless Solar Corporation Limited issued on the exercise of options during the year ended 30 June 2024 and up to the date of this report.

Correction to Market Announcement

Shares and options previously announced as issued on 24 August 2023 were in error as the underlying grant criteria had not been met. The Directors recognise the error and will make an announcement to the market to rectify the number of shares on float.

Indemnity and insurance of officers

The company has indemnified the directors and executives of the company for costs incurred, in their capacity as a director or executive, for which they may be held personally liable, except where there is a lack of good faith.

Indemnity and insurance of auditor

The company has not, during or since the end of the financial year, indemnified or agreed to indemnify the auditor of the company or any related entity against a liability incurred by the auditor.

During the financial year, the company has not paid a premium in respect of a contract to insure the auditor of the company or any related entity.

Proceedings on behalf of the company

No person has applied to the Court under section 237 of the Corporations Act 2001 for leave to bring proceedings on behalf of the company, or to intervene in any proceedings to which the company is a party for the purpose of taking responsibility on behalf of the company for all or part of those proceedings.

Non-audit services

There were no non-audit services provided during the financial year by the auditor.

Officers of the company who are former partners of Connect National Audit Pty Ltd

There are no officers of the company who are former partners of Connect National Audit Pty Ltd

Auditor's independence declaration

A copy of the auditor's independence declaration as required under section 307C of the Corporations Act 2001 is set out immediately after this directors' report.


Auditor

Connect National Audit Pty Ltd continues in office in accordance with section 327 of the Corporations Act 2001.

Endless Solar Corporation Limited
Directors' report
30 June 2024

This report is made in accordance with a resolution of directors, pursuant to section 298(2)(a) of the Corporations Act 2001.

On behalf of the directors

A handwritten signature in dark ink, consisting of a series of loops and a long horizontal stroke, positioned above a solid horizontal line.

David Craig
Director

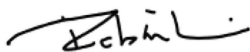
30 September 2024

AUDITOR'S INDEPENDENCE DECLARATION
UNDER SECTION 307C OF THE CORPORATIONS ACT 2001

As lead auditor for the audit of Endless Solar Corporation Limited for the year ended 30 June 2024, I declare that, to the best of my knowledge and belief, there have been:

- (a) No contraventions of the auditor independence requirements of the *Corporations Act 2001* in relation to the audit; and
- (b) No contraventions of any applicable code of professional conduct in relation to the audit.

This declaration is in respect of ENDLESS SOLAR CORPORATION LIMITED.



ROBIN KING HENG LI CA RCA

DIRECTOR

CONNECT NATIONAL AUDIT PTY LTD

Authorised Audit Company No. 521888

Dated: 30 September 2024

Endless Solar Corporation Limited

Contents

30 June 2024

Statement of profit or loss and other comprehensive income	11
Statement of financial position	12
Statement of changes in equity	13
Statement of cash flows	14
Notes to the financial statements	15
Consolidated entity disclosure statement	30
Directors' declaration	31
Shareholder information	32

General information

The financial statements cover Endless Solar Corporation Limited as a consolidated entity consisting of Endless Solar Corporation Limited and the entities it controlled at the end of, or during, the year. The financial statements are presented in Australian dollars, which is Endless Solar Corporation Limited's functional and presentation currency.

Endless Solar Corporation Limited is a listed public company limited by shares, incorporated and domiciled in Australia. Its registered office and principal place of business are:

Registered office

555 Old Moorooduc Road
Tuerong VIC 3915

Principal place of business

555 Old Moorooduc Road
Tuerong VIC 3915

A description of the nature of the consolidated entity's operations and its principal activities are included in the directors' report, which is not part of the financial statements.

The financial statements were authorised for issue, in accordance with a resolution of directors, on 30 September 2024. The directors have the power to amend and reissue the financial statements.

Endless Solar Corporation Limited
Statement of profit or loss and other comprehensive income
For the year ended 30 June 2024

	Note	Consolidated 2024 \$	2023 \$
Revenue			
Other income	4	52,825	-
Expenses			
Administration Expenses		(1,336,444)	(496,945)
Fair Value Loss on Investments		-	(10,000)
Depreciation and amortisation expense		(4,600)	-
Loss before income tax expense		(1,288,219)	(506,945)
Income tax expense	5	-	-
Loss after income tax expense for the year attributable to the owners of Endless Solar Corporation Limited		(1,288,219)	(506,945)
Other comprehensive income for the year, net of tax		-	-
Total comprehensive income for the year attributable to the owners of Endless Solar Corporation Limited		<u>(1,288,219)</u>	<u>(506,945)</u>
		Cents	Cents
Basic earnings per share	22	(1.58)	(0.62)
Diluted earnings per share	22	(1.58)	(0.62)

The above statement of profit or loss and other comprehensive income should be read in conjunction with the accompanying notes

Endless Solar Corporation Limited
Statement of financial position
As at 30 June 2024

	Note	Consolidated 2024 \$	2023 \$
Assets			
Current assets			
Trade and other receivables	6	173,690	235,400
Total current assets		<u>173,690</u>	<u>235,400</u>
Non-current assets			
Receivables		211,312	46,512
Available for sales assets at fair value through profit or loss	7	3,000	3,000
Intangibles	8	3,884,089	3,770,206
Total non-current assets		<u>4,098,401</u>	<u>3,819,718</u>
Total assets		<u>4,272,091</u>	<u>4,055,118</u>
Liabilities			
Current liabilities			
Trade and other payables	9	657,270	174,227
Borrowings	10	34,014	34,014
Total current liabilities		<u>691,284</u>	<u>208,241</u>
Non-current liabilities			
Borrowings	11	2,400,094	1,377,945
Total non-current liabilities		<u>2,400,094</u>	<u>1,377,945</u>
Total liabilities		<u>3,091,378</u>	<u>1,586,186</u>
Net assets		<u><u>1,180,713</u></u>	<u><u>2,468,932</u></u>
Equity			
Issued capital	12	5,111,032	5,111,032
Accumulated losses		<u>(3,930,319)</u>	<u>(2,642,100)</u>
Total equity		<u><u>1,180,713</u></u>	<u><u>2,468,932</u></u>

The above statement of financial position should be read in conjunction with the accompanying notes

Endless Solar Corporation Limited
Statement of changes in equity
For the year ended 30 June 2024

	Issued capital \$	Reserves \$	Retained profits \$	Non- controlling interest \$	Total equity \$
Consolidated					
Balance at 1 July 2022	5,011,032	-	(2,135,155)	-	2,875,877
Adjustment for correction of error	100,000	-	-	-	100,000
Balance at 1 July 2022 - restated	5,111,032	-	(2,135,155)	-	2,975,877
Loss after income tax expense for the year	-	-	(506,945)	-	(506,945)
Other comprehensive income for the year, net of tax	-	-	-	-	-
Total comprehensive income for the year	-	-	(506,945)	-	(506,945)
Balance at 30 June 2023	<u>5,111,032</u>	<u>-</u>	<u>(2,642,100)</u>	<u>-</u>	<u>2,468,932</u>
Consolidated	Issued capital \$	Reserves \$	Retained profits \$	Non- controlling interest \$	Total equity \$
Balance at 1 July 2023	5,111,032	-	(2,642,100)	-	2,468,932
Loss after income tax expense for the year	-	-	(1,288,219)	-	(1,288,219)
Other comprehensive income for the year, net of tax	-	-	-	-	-
Total comprehensive income for the year	-	-	(1,288,219)	-	(1,288,219)
Balance at 30 June 2024	<u>5,111,032</u>	<u>-</u>	<u>(3,930,319)</u>	<u>-</u>	<u>1,180,713</u>

The above statement of changes in equity should be read in conjunction with the accompanying notes

Endless Solar Corporation Limited
Statement of cash flows
For the year ended 30 June 2024

	Note	Consolidated 2024 \$	2023 \$
Cash flows from operating activities			
Payments to suppliers (inclusive of GST)		(1,074,974)	(59)
R&D ATO Refunds		52,825	-
Net cash used in operating activities	21	(1,022,149)	(59)
Net cash from investing activities		-	-
Cash flows from financing activities			
Proceeds from borrowings		1,022,149	-
Net cash from financing activities		1,022,149	-
Net decrease in cash and cash equivalents		-	(59)
Cash and cash equivalents at the beginning of the financial year		-	59
Cash and cash equivalents at the end of the financial year		-	-

The above statement of cash flows should be read in conjunction with the accompanying notes

Note 1. Material accounting policy information

The accounting policies that are material to the consolidated entity are set out below. The accounting policies adopted are consistent with those of the previous financial year, unless otherwise stated.

New or amended Accounting Standards and Interpretations adopted

The consolidated entity has adopted all of the new or amended Accounting Standards and Interpretations issued by the Australian Accounting Standards Board ('AASB') that are mandatory for the current reporting period.

Any new or amended Accounting Standards or Interpretations that are not yet mandatory have not been early adopted.

Going concern

The directors have prepared a cash flow which indicates that the company has sufficient funds to continue in the foreseeable future. These assumptions are based on certain economic and operating assumptions about future events and actions that have not yet occurred, and may not necessarily occur. The directors are confident that if necessary, they will be able to raise sufficient capital to enable the continuation of operations until investment returns reach a volume to ensure a return to profitability and positive cash flows.

A director of the company has also issued a letter of financial support to the company for a period in excess of 12 months from the signing of the financial statements.

Basis of preparation

These general purpose financial statements have been prepared in accordance with Australian Accounting Standards and Interpretations issued by the Australian Accounting Standards Board ('AASB') and the Corporations Act 2001, as appropriate for for-profit oriented entities. These financial statements also comply with International Financial Reporting Standards as issued by the International Accounting Standards Board ('IASB').

Historical cost convention

The financial statements have been prepared under the historical cost convention.

Critical accounting estimates

The preparation of the financial statements requires the use of certain critical accounting estimates. It also requires management to exercise its judgement in the process of applying the consolidated entity's accounting policies. The areas involving a higher degree of judgement or complexity, or areas where assumptions and estimates are significant to the financial statements, are disclosed in note 2.

Parent entity information

In accordance with the Corporations Act 2001, these financial statements present the results of the consolidated entity only. Supplementary information about the parent entity is disclosed in note 20.

Principles of consolidation

The consolidated financial statements incorporate the assets and liabilities of all subsidiaries of Endless Solar Corporation Limited ('company' or 'parent entity') as at 30 June 2024 and the results of all subsidiaries for the year then ended. Endless Solar Corporation Limited and its subsidiaries together are referred to in these financial statements as the 'consolidated entity'.

Subsidiaries are all those entities over which the consolidated entity has control. The consolidated entity controls an entity when the consolidated entity is exposed to, or has rights to, variable returns from its involvement with the entity and has the ability to affect those returns through its power to direct the activities of the entity. Subsidiaries are fully consolidated from the date on which control is transferred to the consolidated entity. They are de-consolidated from the date that control ceases.

Intercompany transactions, balances and unrealised gains on transactions between entities in the consolidated entity are eliminated. Unrealised losses are also eliminated unless the transaction provides evidence of the impairment of the asset transferred. Accounting policies of subsidiaries have been changed where necessary to ensure consistency with the policies adopted by the consolidated entity.

The acquisition of subsidiaries is accounted for using the acquisition method of accounting. A change in ownership interest, without the loss of control, is accounted for as an equity transaction, where the difference between the consideration transferred and the book value of the share of the non-controlling interest acquired is recognised directly in equity attributable to the parent.

Note 1. Material accounting policy information (continued)

Where the consolidated entity loses control over a subsidiary, it derecognises the assets including goodwill, liabilities and non-controlling interest in the subsidiary together with any cumulative translation differences recognised in equity. The consolidated entity recognises the fair value of the consideration received and the fair value of any investment retained together with any gain or loss in profit or loss.

Operating segments

Operating segments are presented using the 'management approach', where the information presented is on the same basis as the internal reports provided to the Chief Operating Decision Makers ('CODM'). The CODM is responsible for the allocation of resources to operating segments and assessing their performance.

Revenue recognition

The consolidated entity recognises revenue as follows:

Revenue from contracts with customers

Revenue is recognised at an amount that reflects the consideration to which the consolidated entity is expected to be entitled in exchange for transferring goods or services to a customer. For each contract with a customer, the consolidated entity: identifies the contract with a customer; identifies the performance obligations in the contract; determines the transaction price which takes into account estimates of variable consideration and the time value of money; allocates the transaction price to the separate performance obligations on the basis of the relative stand-alone selling price of each distinct good or service to be delivered; and recognises revenue when or as each performance obligation is satisfied in a manner that depicts the transfer to the customer of the goods or services promised.

Variable consideration within the transaction price, if any, reflects concessions provided to the customer such as discounts, rebates and refunds, any potential bonuses receivable from the customer and any other contingent events. Such estimates are determined using either the 'expected value' or 'most likely amount' method. The measurement of variable consideration is subject to a constraining principle whereby revenue will only be recognised to the extent that it is highly probable that a significant reversal in the amount of cumulative revenue recognised will not occur. The measurement constraint continues until the uncertainty associated with the variable consideration is subsequently resolved. Amounts received that are subject to the constraining principle are recognised as a refund liability.

Sale of goods

Revenue from the sale of goods is recognised at the point in time when the customer obtains control of the goods, which is generally at the time of delivery.

Other revenue

Other revenue is recognised when it is received or when the right to receive payment is established.

Income tax

The income tax expense or benefit for the period is the tax payable on that period's taxable income based on the applicable income tax rate for each jurisdiction, adjusted by the changes in deferred tax assets and liabilities attributable to temporary differences, unused tax losses and the adjustment recognised for prior periods, where applicable.

Deferred tax assets and liabilities are recognised for temporary differences at the tax rates expected to be applied when the assets are recovered or liabilities are settled, based on those tax rates that are enacted or substantively enacted, except for:

- When the deferred income tax asset or liability arises from the initial recognition of goodwill or an asset or liability in a transaction that is not a business combination and that, at the time of the transaction, affects neither the accounting nor taxable profits; or
- When the taxable temporary difference is associated with interests in subsidiaries, associates or joint ventures, and the timing of the reversal can be controlled, and it is probable that the temporary difference will not reverse in the foreseeable future.

Deferred tax assets are recognised for deductible temporary differences and unused tax losses only if it is probable that future taxable amounts will be available to utilise those temporary differences and losses.

The carrying amount of recognised and unrecognised deferred tax assets are reviewed at each reporting date. Deferred tax assets recognised are reduced to the extent that it is no longer probable that future taxable profits will be available for the carrying amount to be recovered. Previously unrecognised deferred tax assets are recognised to the extent that it is probable that there are future taxable profits available to recover the asset.

Note 1. Material accounting policy information (continued)

Deferred tax assets and liabilities are offset only where there is a legally enforceable right to offset current tax assets against current tax liabilities and deferred tax assets against deferred tax liabilities; and they relate to the same taxable authority on either the same taxable entity or different taxable entities which intend to settle simultaneously.

Current and non-current classification

Assets and liabilities are presented in the statement of financial position based on current and non-current classification.

An asset is classified as current when: it is either expected to be realised or intended to be sold or consumed in the consolidated entity's normal operating cycle; it is held primarily for the purpose of trading; it is expected to be realised within 12 months after the reporting period; or the asset is cash or cash equivalent unless restricted from being exchanged or used to settle a liability for at least 12 months after the reporting period. All other assets are classified as non-current.

A liability is classified as current when: it is either expected to be settled in the consolidated entity's normal operating cycle; it is held primarily for the purpose of trading; it is due to be settled within 12 months after the reporting period; or there is no unconditional right to defer the settlement of the liability for at least 12 months after the reporting period. All other liabilities are classified as non-current.

Deferred tax assets and liabilities are always classified as non-current.

Trade and other receivables

Trade receivables are initially recognised at fair value and subsequently measured at amortised cost using the effective interest method, less any allowance for expected credit losses. Trade receivables are generally due for settlement within 30 days.

The consolidated entity has applied the simplified approach to measuring expected credit losses, which uses a lifetime expected loss allowance. To measure the expected credit losses, trade receivables have been grouped based on days overdue.

Intangible assets

Research and development

Research costs are expensed in the period in which they are incurred. Development costs are capitalised when it is probable that the project will be a success considering its commercial and technical feasibility; the consolidated entity is able to use or sell the asset; the consolidated entity has sufficient resources and intent to complete the development; and its costs can be measured reliably. Capitalised development costs are amortised on a straight-line basis over the period of their expected benefit once it is ready for use.

Patents and trademarks

Significant costs associated with patents and trademarks are deferred and recognised at cost. They are not amortised because they have significant time value left (11 years) to evaluate best possible options for commercialisation.

Software

Significant costs associated with software are deferred and amortised on a straight-line basis over the period of their expected benefit, being their finite life of 5 years.

Impairment of non-financial assets

Non-financial assets are reviewed for impairment whenever events or changes in circumstances indicate that the carrying amount may not be recoverable. An impairment loss is recognised for the amount by which the asset's carrying amount exceeds its recoverable amount.

Recoverable amount is the higher of an asset's fair value less costs of disposal and value-in-use. The value-in-use is the present value of the estimated future cash flows relating to the asset using a pre-tax discount rate specific to the asset or cash-generating unit to which the asset belongs. Assets that do not have independent cash flows are grouped together to form a cash-generating unit.

Note 1. Material accounting policy information (continued)

Trade and other payables

These amounts represent liabilities for goods and services provided to the consolidated entity prior to the end of the financial year and which are unpaid. Due to their short-term nature they are measured at amortised cost and are not discounted. The amounts are unsecured and are usually paid within 30 days of recognition.

Borrowings

Loans and borrowings are initially recognised at the fair value of the consideration received, net of transaction costs. They are subsequently measured at amortised cost using the effective interest method.

Fair value measurement

When an asset or liability, financial or non-financial, is measured at fair value for recognition or disclosure purposes, the fair value is based on the price that would be received to sell an asset or paid to transfer a liability in an orderly transaction between market participants at the measurement date; and assumes that the transaction will take place either: in the principal market; or in the absence of a principal market, in the most advantageous market.

Fair value is measured using the assumptions that market participants would use when pricing the asset or liability, assuming they act in their economic best interests. For non-financial assets, the fair value measurement is based on its highest and best use. Valuation techniques that are appropriate in the circumstances and for which sufficient data are available to measure fair value, are used, maximising the use of relevant observable inputs and minimising the use of unobservable inputs.

Assets and liabilities measured at fair value are classified into three levels, using a fair value hierarchy that reflects the significance of the inputs used in making the measurements. Classifications are reviewed at each reporting date and transfers between levels are determined based on a reassessment of the lowest level of input that is significant to the fair value measurement.

For recurring and non-recurring fair value measurements, external valuers may be used when internal expertise is either not available or when the valuation is deemed to be significant. External valuers are selected based on market knowledge and reputation. Where there is a significant change in fair value of an asset or liability from one period to another, an analysis is undertaken, which includes a verification of the major inputs applied in the latest valuation and a comparison, where applicable, with external sources of data.

Issued capital

Incremental costs directly attributable to the issue of new shares or options are shown in equity as a deduction, net of tax, from the proceeds.

Earnings per share

Basic earnings per share

Basic earnings per share is calculated by dividing the profit attributable to the owners of Endless Solar Corporation Limited, excluding any costs of servicing equity other than ordinary shares, by the weighted average number of ordinary shares outstanding during the financial year, adjusted for bonus elements in ordinary shares issued during the financial year.

Diluted earnings per share

Diluted earnings per share adjusts the figures used in the determination of basic earnings per share to take into account the after income tax effect of interest and other financing costs associated with dilutive potential ordinary shares and the weighted average number of shares assumed to have been issued for no consideration in relation to dilutive potential ordinary shares.

Corrections of prior period errors

Errors can arise in respect of the recognition, measurement, presentation or disclosure of elements of financial statements. Financial statements do not comply with Australian Accounting Standards if they contain either material errors or immaterial errors made intentionally to achieve a particular presentation of an entity's financial position, financial performance or cash flows. Potential current period errors discovered in that period are corrected before the financial statements are authorised for issue. However, material errors are sometimes not discovered until a subsequent period, and these prior period errors are corrected in the comparative information presented in the financial statements for that subsequent period.

Endless Solar Corporation Limited
Notes to the financial statements
30 June 2024

Note 1. Material accounting policy information (continued)

In March 2022, the Company purchased plant and equipment for floor heating and cooling systems as part of a Research and Development project, at a price of \$100,000 (including GST). This was considered an investment by the supplier, Thermal Energy Investment Pty Ltd. However, the transaction was recorded in June 2024. This error resulted in a material understatement of issued capital and intangible assets in FY2022. The error has been corrected by restating each of the affected financial statement line items for the prior period as follows:

Statement of Financial Position(extract)	30 June 2022 (Original)	Increase	30 June 2022 (Restated)
Intangible Asset	3,494,339	90,909	3,585,248
Trade and other receivables	165,790	9,091	174,881
Issue Capital	5,011,032	100,000	5,111,032

New Accounting Standards and Interpretations not yet mandatory or early adopted

Australian Accounting Standards and Interpretations that have recently been issued or amended but are not yet mandatory, have not been early adopted by the consolidated entity for the annual reporting period ended 30 June 2024. The consolidated entity has not yet assessed the impact of these new or amended Accounting Standards and Interpretations.

Note 2. Critical accounting judgements, estimates and assumptions

The preparation of the financial statements requires management to make judgements, estimates and assumptions that affect the reported amounts in the financial statements. Management continually evaluates its judgements and estimates in relation to assets, liabilities, contingent liabilities, revenue and expenses. Management bases its judgements, estimates and assumptions on historical experience and on other various factors, including expectations of future events, management believes to be reasonable under the circumstances. The resulting accounting judgements and estimates will seldom equal the related actual results. The judgements, estimates and assumptions that have a significant risk of causing a material adjustment to the carrying amounts of assets and liabilities (refer to the respective notes) within the next financial year are discussed below.

Fair value measurement hierarchy

The consolidated entity is required to classify all assets and liabilities, measured at fair value, using a three level hierarchy, based on the lowest level of input that is significant to the entire fair value measurement, being: Level 1: Quoted prices (unadjusted) in active markets for identical assets or liabilities that the entity can access at the measurement date; Level 2: Inputs other than quoted prices included within Level 1 that are observable for the asset or liability, either directly or indirectly; and Level 3: Unobservable inputs for the asset or liability. Considerable judgement is required to determine what is significant to fair value and therefore which category the asset or liability is placed in can be subjective.

The fair value of assets and liabilities classified as level 3 is determined by the use of valuation models. These include discounted cash flow analysis or the use of observable inputs that require significant adjustments based on unobservable inputs.

Recovery of deferred tax assets

Deferred tax assets are recognised for deductible temporary differences only if the consolidated entity considers it is probable that future taxable amounts will be available to utilise those temporary differences and losses. Deferred tax losses have not been recognised in relation to tax losses as their realisation has not been deemed probable.

Note 3. Operating segments

Identification of reportable operating segments

The Group and its controlled entities operate in Australia, and in the same business segment of solar energy.

Note 4. Other income

	Consolidated	
	2024	2023
	\$	\$
Government grants - research & development	52,825	-

Endless Solar Corporation Limited
Notes to the financial statements
30 June 2024

Note 5. Income tax expense

	Consolidated	
	2024	2023
	\$	\$
<i>Numerical reconciliation of income tax benefit and tax at the statutory rate</i>		
Loss before income tax expense	(1,288,219)	(506,945)
Tax at the statutory tax rate of 25% (2023: 25%)	(322,055)	(126,736)
Tax losses not recognised	322,055	126,736
Income tax benefit	-	-

Note 6. Current assets - trade and other receivables

	Consolidated	
	2024	2023
	\$	\$
Trade receivables	-	164,800
GST	173,690	70,600
	173,690	235,400

\$164,800 of the trade receivables in 2023 are from related parties

Note 7. Non-current assets - Available for sales assets at fair value through profit or loss

	Consolidated	
	2024	2023
	\$	\$
Available for sales assets at fair value through profit or loss	3,000	3,000
<i>Reconciliation</i>		
Reconciliation of the carrying amounts at the beginning and end of the current and previous financial year are set out below:		
Opening carrying amount	3,000	13,000
Revaluation decrements	-	(10,000)
Closing carrying amount	3,000	3,000

The consolidated entity also has investments in unlisted shares that are not traded in an active market but that also stated at fair value because the board consider that fair value can be reliably measured according to the information available and can be measured at fair value on a recurring basis.

Endless Solar Corporation Limited
Notes to the financial statements
30 June 2024

Note 8. Non-current assets - intangibles

	Consolidated	
	2024	2023
	\$	\$
Development - at cost	3,364,211	3,192,560
Patents and trademarks - at cost	557,198	554,646
Less: Accumulated amortisation	(55,720)	-
	<u>501,478</u>	<u>554,646</u>
Software - at cost	23,000	23,000
Less: Accumulated amortisation	(4,600)	-
	<u>18,400</u>	<u>23,000</u>
	<u><u>3,884,089</u></u>	<u><u>3,770,206</u></u>

Reconciliations

Reconciliations of the written down values at the beginning and end of the current and previous financial year are set out below:

	Development	Patents & trademarks	Software	Total
Consolidated	\$	\$	\$	\$
Balance at 1 July 2022	3,061,123	510,216	23,000	3,594,339
Additions	131,437	44,430	-	175,867
Balance at 30 June 2023	3,192,560	554,646	23,000	3,770,206
Additions	171,651	2,552	-	174,203
Amortisation expense	-	(55,720)	(4,600)	(60,320)
Balance at 30 June 2024	<u><u>3,364,211</u></u>	<u><u>501,478</u></u>	<u><u>18,400</u></u>	<u><u>3,884,089</u></u>

This is an appropriate fair value, given current efforts to evaluate best possible options for commercialisation over the remaining time of 11 years before the patents expire.

Note 9. Current liabilities - trade and other payables

	Consolidated	
	2024	2023
	\$	\$
Trade payables	56,375	60,968
Other payables	600,895	113,259
	<u><u>657,270</u></u>	<u><u>174,227</u></u>

Since 30 June 2024, the balance in Other Payables have been reduced by more than \$200,000. Refer to note 14 for further information on financial instruments.

Note 10. Current liabilities - borrowings

	Consolidated	
	2024	2023
	\$	\$
Loan from related parties	<u>34,014</u>	<u>34,014</u>

Refer to note 14 for further information on financial instruments.

Note 11. Non-current liabilities - borrowings

	Consolidated	
	2024	2023
	\$	\$
Unsecured loan from directors	<u>2,400,094</u>	<u>1,377,945</u>

Refer to note 14 for further information on financial instruments.

Note 12. Equity - issued capital

	2024	2023	Consolidated	
	Shares	Shares	2024	2023
			\$	\$
Ordinary shares - fully paid	<u>81,625,096</u>	<u>81,625,096</u>	<u>5,111,032</u>	<u>5,111,032</u>

Full Voting Shares

At 30 June 2024, there were 11 holders of full voting shares with total holdings of 1,699,074 fully paid shares. Full voting shares entitle the holder to participate in dividends and the proceeds on the winding up of the company in proportion to the number of and amounts paid on the shares held. The fully paid ordinary shares have no par value and the company does not have a limited amount of authorised capital. These shares are not listed on the NSX.

On a show of hands every member present at a meeting in person or by proxy shall have one vote and upon a poll each share shall have one vote.

Convertible notes

At 30 June 2024, there was 1 holder of convertible notes with total holdings of 15,324,050 fully paid convertible notes. The convertible notes have no par value, and the company does not have a limited amount of authorised capital. These notes are not listed on the NSX.

Limited Voting Shares

At 30 June 2024, there were 72 holders of limited voting shares with total holdings of 79,926,021 fully paid shares. Limited voting shares entitle the holder to participate in dividends and the proceeds on the winding up of the company in proportion to the number of and amounts paid on the shares held. The fully paid ordinary shares have no par value and the company does not have a limited amount of authorised capital.

On a show of hands every member present at a meeting in person or by proxy shall have one vote for their parcel of shares, and upon a poll each parcel shares shall have one vote.

Share buy-back

There is no current on-market share buy-back.

Capital risk management

The consolidated entity's objectives when managing capital is to safeguard its ability to continue as a going concern, so that it can provide returns for shareholders and benefits for other stakeholders and to maintain an optimum capital structure to reduce the cost of capital.

Note 12. Equity - issued capital (continued)

Capital is regarded as total equity, as recognised in the statement of financial position, plus net debt. Net debt is calculated as total borrowings less cash and cash equivalents.

In order to maintain or adjust the capital structure, the consolidated entity may adjust the amount of dividends paid to shareholders, return capital to shareholders, issue new shares or sell assets to reduce debt.

The consolidated entity would look to raise capital when an opportunity to invest in a business or company was seen as value adding relative to the current company's share price at the time of the investment. The consolidated entity is not actively pursuing additional investments in the short term as it continues to integrate and grow its existing businesses in order to maximise synergies.

The consolidated entity is subject to certain financing arrangements covenants and meeting these is given priority in all capital risk management decisions. There have been no events of default on the financing arrangements during the financial year.

The capital risk management policy remains unchanged from the 30 June 2022 Annual Report.

Note 13. Equity - dividends

There were no dividends paid, recommended or declared during the current or previous financial year.

Note 14. Financial instruments

Financial risk management objectives

The consolidated entity's activities expose it to a variety of financial risks: market risk (including foreign currency risk, price risk and interest rate risk), credit risk and liquidity risk. The consolidated entity's overall risk management program focuses on the unpredictability of financial markets and seeks to minimise potential adverse effects on the financial performance of the consolidated entity. The consolidated entity uses different methods to measure different types of risk to which it is exposed. These methods include sensitivity analysis of price risks and beta analysis in respect of investment portfolios to determine market risk.

Risk management is carried out by the Board of Directors ('the Board'). These policies include identification and analysis of the risk exposure of the consolidated entity and appropriate procedures, controls and risk limits.

Market risk

Foreign currency risk

The consolidated entity is not exposed to any significant foreign currency risk.

Price risk

The consolidated entity is exposed to price risk in relation to its investments its available for sales assets to - fair value through profit or loss.

Consolidated - 2024	% change	Average price increase		% change	Average price decrease	
		Effect on profit before tax	Effect on equity		Effect on profit before tax	Effect on equity
Available for sales assets to - fair value through profit or loss.	50%	<u>1,500</u>	<u>1,500</u>	50%	<u>(1,500)</u>	<u>(1,500)</u>
Consolidated - 2023	% change	Average price increase		% change	Average price decrease	
		Effect on profit before tax	Effect on equity		Effect on profit before tax	Effect on equity
Available for sales assets to - fair value through profit or loss.	50%	<u>1,500</u>	<u>1,500</u>	50%	<u>(1,500)</u>	<u>(1,500)</u>

Endless Solar Corporation Limited
Notes to the financial statements
30 June 2024

Note 14. Financial instruments (continued)

The sensitivity rate used this year has been maintained at 50% to reflect the continued volatility in the prices of the consolidated entity's investments.

Interest rate risk

The consolidated entity is not exposed to any significant interest rate risk

Credit risk

The consolidated entity is not exposed to any significant credit rate risk

Liquidity risk

Vigilant liquidity risk management requires the consolidated entity to maintain sufficient liquid assets (mainly cash and cash equivalents) and available borrowing facilities to be able to pay debts as and when they become due and payable.

The consolidated entity manages liquidity risk by maintaining adequate cash reserves and available borrowing facilities by continuously monitoring actual and forecast cash flows and matching the maturity profiles of financial assets and liabilities.

Remaining contractual maturities

The following tables detail the consolidated entity's remaining contractual maturity for its financial instrument liabilities. The tables have been drawn up based on the undiscounted cash flows of financial liabilities based on the earliest date on which the financial liabilities are required to be paid. The tables include both interest and principal cash flows disclosed as remaining contractual maturities and therefore these totals may differ from their carrying amount in the statement of financial position.

	Weighted average interest rate %	1 year or less \$	Between 1 and 2 years \$	Between 2 and 5 years \$	Over 5 years \$	Remaining contractual maturities \$
Consolidated - 2024						
Non-derivatives						
<i>Non-interest bearing</i>						
Trade payables	-	56,375	-	-	-	56,375
Other payables	-	600,895	-	-	-	600,895
Unsecured loan from directors and related party	-	-	2,400,094	-	-	2,400,094
Total non-derivatives		657,270	2,400,094	-	-	3,057,364
Consolidated - 2023						
Non-derivatives						
<i>Non-interest bearing</i>						
Trade payables	-	60,692	-	-	-	60,692
Other payables	-	113,259	-	-	-	113,259
Unsecured loan from directors and related party	-	-	1,377,944	-	-	1,377,944
Total non-derivatives		173,951	1,377,944	-	-	1,551,895

The cash flows in the maturity analysis above are not expected to occur significantly earlier than contractually disclosed above.

Fair value of financial instruments

Unless otherwise stated, the carrying amounts of financial instruments reflect their fair value.

Endless Solar Corporation Limited
Notes to the financial statements
30 June 2024

Note 15. Fair value measurement

Fair value hierarchy

The following tables detail the consolidated entity's assets and liabilities, measured or disclosed at fair value, using a three level hierarchy, based on the lowest level of input that is significant to the entire fair value measurement, being:

Level 1: Quoted prices (unadjusted) in active markets for identical assets or liabilities that the entity can access at the measurement date

Level 2: Inputs other than quoted prices included within Level 1 that are observable for the asset or liability, either directly or indirectly

Level 3: Unobservable inputs for the asset or liability

	Level 1 \$	Level 2 \$	Level 3 \$	Total \$
Consolidated - 2024				
<i>Assets</i>				
Unlisted investment	-	-	3,000	3,000
Total assets	-	-	3,000	3,000

	Level 1 \$	Level 2 \$	Level 3 \$	Total \$
Consolidated - 2023				
<i>Assets</i>				
Unlisted investment	-	-	3,000	3,000
Total assets	-	-	3,000	3,000

The fair value of an unlisted investment is determined by the use of an appropriate valuation technique to estimate what the transaction price would have been at balance date in an arm's length exchange between willing buyers and sellers.

The valuation techniques are:

- EBITA multiple of the listed company, with reference to similar can comparable companies trading in its industry vertical. This valuation technique is used for comparison purposes only.

- Equity Value - cash flow forecasts provided by the unlisted company management, and discounted to Present Value (PV) this Enterprise Valuation of the company comprises its PV of its visible cash flows and of its terminal value,

- The Equity Value to shareholders is derived by deducting any minority interest and debt from its Enterprise Value.

- Assumptions applied in valuation:

Discount rate used - cost of equity to shareholders of the unlisted entity

Terminal value growth rate - economic growth rate (GDP) of the country where the operations of the unlisted company are based.

- Risk and uncertainty factors - forecast cash flows provided by management are subject to a sensitivity analysis involving a range of pessimistic, base and optimistic scenarios.

in addition to the discount rate used, a further discount for risk and uncertainty may be applied where deemed appropriate, after due consideration of the following risk factors:

- Business model and its growth and profitability prospects

- Depth of management expertise in implementing strategies and running operations

- Quality of management accounts and forecasts provided

- Macroeconomic and geopolitical influences

The sensitivities and assumptions are re-assessed at each reporting balance date

Note 16. Remuneration of auditors

During the financial year the following fees were paid or payable for services provided by , the auditor of the company:

	Consolidated	
	2024	2023
	\$	\$
<i>Audit services - Connect National Audit Pty Ltd</i>		
Audit or review of the financial statements	28,500	28,500

Endless Solar Corporation Limited
Notes to the financial statements
30 June 2024

Note 17. Related party transactions

Parent entity

Endless Solar Corporation Limited is the parent entity.

Subsidiaries

Interests in subsidiaries are set out in note 18.

Key management personnel

Disclosures relating to key management personnel are set out in and the remuneration report included in the directors' report.

Transactions with related parties

The following transactions occurred with related parties:

	Consolidated	
	2024	2023
	\$	\$
Payment for goods and services:		
Payment for services from Consolidated Accounting & Taxation Services Pty Ltd	-	11,000
Payment for Services from Jinalec Pty Ltd ATF Tuerong Park Unit Trust	-	39,600

Receivable from and payable to related parties

The following balances are outstanding at the reporting date in relation to transactions with related parties:

	Consolidated	
	2024	2023
	\$	\$
Receivables:		
Trade receivables Jinalec Pty Ltd ATF Tuerong Park Unit Trust	164,800	164,800
Total Related Party Trade Receivables	164,800	164,800
Payables:		
Trade payables to Jinalec Pty Ltd ATF Tuerong Park Unit Trust	50,600	50,600
Total Trade Payables Related Parties	50,600	50,600

Loans to/from related parties

The following balances are outstanding at the reporting date in relation to loans with related parties:

	Consolidated	
	2024	2023
	\$	\$
Non-current receivables:		
Loan to Authorised Investment Fund Limited	46,512	46,512
Current borrowings:		
Loan from other related party	34,013	34,013
Non-current borrowings:		
Unsecured loan from directors	2,400,094	1,377,944

Terms and conditions

All transactions are interest-free.

Endless Solar Corporation Limited
Notes to the financial statements
30 June 2024

Note 18. Interests in subsidiaries

The consolidated financial statements incorporate the assets, liabilities and results of the following subsidiaries in accordance with the accounting policy described in note 1:

Name	Principal place of business / Country of incorporation	Ownership interest	
		2024 %	2023 %
Endless Solar Technology Pty Ltd	Australia	100.00%	100.00%
Renewable Energy Exchange Pty Ltd	Australia	100.00%	100.00%
Endless Energy Solutions Pty Ltd	Australia	60.00%	60.00%
Endless Aqua Pty Ltd	Australia	63.00%	63.00%
Plumbers Federation Ltd	Australia	60.00%	60.00%

Note 19. Events after the reporting period

No matter or circumstance has arisen since 30 June 2024 that has significantly affected, or may significantly affect the consolidated entity's operations, the results of those operations, or the consolidated entity's state of affairs in future financial years.

Note 20. Parent entity information

Set out below is the supplementary information about the parent entity.

Statement of profit or loss and other comprehensive income

	Parent	
	2024 \$	2023 \$
Loss after income tax	(1,288,219)	(506,945)
Total comprehensive income	(1,288,219)	(506,945)

Statement of financial position

	Parent	
	2024 \$	2023 \$
Total current assets	173,690	235,400
Total assets	4,272,091	4,055,118
Total current liabilities	691,284	208,241
Total liabilities	3,091,378	1,586,185
Equity		
Issued capital	5,111,032	5,111,032
Accumulated losses	(3,930,319)	(2,642,099)
Total equity	1,180,713	2,468,933

Guarantees entered into by the parent entity in relation to the debts of its subsidiaries

The parent entity had no guarantees in relation to the debts of its subsidiaries as at 30 June 2024 and 30 June 2023.

Endless Solar Corporation Limited
Notes to the financial statements
30 June 2024

Note 20. Parent entity information (continued)

Contingent liabilities

	Parent	
	2024	2023
	\$	\$
Other Payables	<u>38,546</u>	<u>38,546</u>

Capital commitments - Property, plant and equipment

The parent entity had no capital commitments for property, plant and equipment as at 30 June 2024 and 30 June 2023

Material accounting policy information

The accounting policies of the parent entity are consistent with those of the consolidated entity, as disclosed in note 1, except for the following:

- Investments in subsidiaries are accounted for at cost, less any impairment, in the parent entity.
- Investments in associates are accounted for at cost, less any impairment, in the parent entity.

Note 21. Reconciliation of loss after income tax to net cash used in operating activities

	Consolidated	
	2024	2023
	\$	\$
Loss after income tax expense for the year	(1,288,219)	(506,945)
Adjustments for:		
Net fair value loss on investment properties	-	10,000
Change in operating assets and liabilities:		
Increase in trade and other receivables	(103,090)	(69,610)
Increase in intangibles	(113,883)	-
Increase/(decrease) in trade and other payables	<u>483,043</u>	<u>566,496</u>
Net cash used in operating activities	<u>(1,022,149)</u>	<u>(59)</u>

Note 22. Earnings per share

	Consolidated	
	2024	2023
	\$	\$
Loss after income tax attributable to the owners of Endless Solar Corporation Limited	<u>(1,288,219)</u>	<u>(506,945)</u>
	Number	Number
Weighted average number of ordinary shares used in calculating basic earnings per share	81,625,096	81,625,096
Adjustments for calculation of diluted earnings per limited voting ordinary share:		
Options over ordinary shares	7,200,000	7,200,000
Convertible notes	<u>15,324,050</u>	<u>15,324,050</u>
Weighted average number of ordinary shares used in calculating diluted earnings per limited voting ordinary share	<u>104,149,146</u>	<u>104,149,146</u>
	Cents	Cents
Basic earnings per share	(1.58)	(0.62)
Diluted earnings per share	(1.58)	(0.62)

Note 23. Summary Of ESC's Audit Adjusted Differences Between Preliminary and Annual Report Operating Results

	Preliminary report	Annual report	Difference	
	AUD	AUD	AUD	%
Administration Expenses	(1,336,444)	(848,808)	(487,636)	57.00%
Loss before income tax expense	(1,288,219)	(800,583)	(487,636)	61.00%
Loss after income tax expense for the year attributable to the owners of Endless Solar Corporation Limited	(1,288,219)	(800,583)	(487,636)	61.00%

Differences in the recognition of the expense items set out below occurred as a result of ESC's external auditors' advice as to International Accounting Standards requirements.

Negative variance in Administration Expenses from ordinary activities – AUD 487,636

Causation – Evidence of the legal expense amounting to AUD 487,636 had not been paid as at the date of lodgement of the Company's Preliminary Report. Evidence of legal expense was partly paid thereafter prior to the lodgement of the Annual Report.

Negative variance in Loss before income tax expense from ordinary activities – AUD 487,636

Same post Preliminary Report adjustment as described above under negative variance in Administration Expenses from ordinary activities.

Negative variance in Loss after income tax expense for the year attributable to the owners of Endless Solar Corporation Limited – AUD 487,636

Same post Preliminary Report adjustment as described above under negative variance in Administration Expenses from ordinary activities.

Endless Solar Corporation Limited
Consolidated entity disclosure statement
As at 30 June 2024

Entity name	Entity type	Place formed / Country of incorporation	Ownership interest %	Tax residency
Endless Solar Technology Pty Ltd	Company	Australia	100.00%	Australia
Renewable Energy Exchange Pty Ltd	Company	Australia	100.00%	Australia
Endless Energy Solutions Pty Ltd	Company	Australia	60.00%	Australia
Endless Aqua Pty Ltd	Company	Australia	63.00%	Australia
Plumbers Federation Ltd	Company	Australia	60.00%	Australia

Endless Solar Corporation Limited
Directors' declaration
30 June 2024

In the directors' opinion:

- the attached financial statements and notes comply with the Corporations Act 2001, the Accounting Standards, the Corporations Regulations 2001 and other mandatory professional reporting requirements;
- the attached financial statements and notes comply with International Financial Reporting Standards as issued by the International Accounting Standards Board as described in note 1 to the financial statements;
- the attached financial statements and notes give a true and fair view of the consolidated entity's financial position as at 30 June 2024 and of its performance for the financial year ended on that date;
- there are reasonable grounds to believe that the company will be able to pay its debts as and when they become due and payable; and
- the information disclosed in the attached consolidated entity disclosure statement is true and correct.

The directors have been given the declarations required by section 295A of the Corporations Act 2001.

Signed in accordance with a resolution of directors made pursuant to section 295(5)(a) of the Corporations Act 2001.

On behalf of the directors



David Craig
Director

30 September 2024

Independent Auditor's Report

To the Members of Endless Solar Corporation Limited

Report on the Audit of the Financial Report

Opinion

We have audited the accompanying financial report of Endless Solar Corporation Limited ("consolidated entity"), which comprises the statement of financial position as at 30 June 2024, the statement of profit or loss and other comprehensive income, the statement of cash flows and the statement of changes in equity for the financial year ended on that date, notes comprising a summary of material accounting policies and other explanatory information, the directors' declaration of consolidated entity and the consolidated entity disclosure statement.

In our opinion the financial report of Endless Solar Corporation Limited is in accordance with the *Corporations Act 2001*, including:

- (a) giving a true and fair view of the entity's financial position as at 30 June 2024 and of its performance for the financial year ended on that date; and
- (b) complying with Australian Accounting Standards and the *Corporations Regulations 2001*.

Basis for opinion

We conducted our audit in accordance with Australian Auditing Standards. Our responsibilities under those standards are further described in the *Auditor's Responsibilities for the Audit of the Financial Report* section of our report. We are independent of consolidated entity in accordance with the auditor independence requirements of the *Corporations Act 2001* and the ethical requirements of the Accounting Professional and Ethical Standards Board's APES 110 *Code of Ethics for Professional Accountants* (the Code) that are relevant to our audit of the financial report in Australia. We have also fulfilled our other ethical responsibilities in accordance with the Code.

We confirm that the independence declaration required by the *Corporations Act 2001*, which has been given to the directors of consolidated entity, would be in the same terms if given to the directors as at the time of this auditor's report.

We believe that the audit evidence we have obtained is sufficient and appropriate to provide a basis for our opinion.

Emphasis of Matter – Material Uncertainty Related to Going Concern

The directors are confident that, if necessary, they will be able to raise sufficient capital to enable the continuation of operations until investment returns reach a volume to ensure a return to profitability and positive cash flows. A director of the company has also issued a letter of financial support to the company for a period in excess of 12 months from the signing of the financial statements. Our opinion is unmodified in respect of this matter.

Other Matter – Economic Dependency on Loans from Director to Fund Operating Activities

The company owes one of its directors an amount of \$2,400,094. The director has advanced the monies for Endless Solar Corporation Limited to continue its operations and has provided a signed confirmation that he will not call upon for the payment of this amount for a period of more than 12 months where the call could jeopardise the solvency of the company. The company did not make any sales during the year so is dependent on loans from director to continue to fund its operations.

Key Audit Matters

Key Audit Matter	How our audit addressed the key audit matter
<p>Capitalisation and Valuation of Intangibles – Development Costs</p> <p>Development into the cool solar project is recorded at cost of 3,884,089 as at 30 June 2024. This project is still in the development phase.</p> <p>We have focused on development cost as this represented a significant part of the Group assets, and significant judgement is required in determining the appropriate accounting treatment.</p> <p>During the year the Group had capitalised development costs relating to cool solar development project. For internally generated intangible assets, the Australian Accounting Standards require certain conditions to be satisfied prior to development costs being capitalised. This assessment is complex as it requires management to differentiate costs between the research phase and development phase.</p> <p>See Note 8 in the financial statements.</p>	<p>Our procedures included, amongst others:</p> <ul style="list-style-type: none">• Gain an understanding of the cool solar project and its associated costs incurred to date• Test a sample of capitalised development costs for the year to source documentation and verified whether the intangible asset recognition criteria had been satisfied for capitalisation. This includes determining whether the nature of the expense relates to research or development activity• Assess whether the project is still in the Development phase• Assess whether impairment is necessary• Assess the accuracy and adequacy of disclosure in Note 1, 2 and 8.

Key audit matters are those matters that, in our professional judgement, were of most significance in our audit of the financial report of the current period. These matters were addressed in the context of our audit of the financial report as a whole, and in forming our opinion thereon, and we do not provide a separate opinion on these matters.

Information Other Than the Financial Report and Auditor's Report Thereon

The Directors are responsible for the other information. The other information comprises the information included in the Company's annual report for the year ended 30 June 2024 but does not include the financial report and our auditor's report thereon. Our opinion on the financial report does not cover the other information and accordingly we do not express any form of assurance conclusion thereon. In connection with our audit of the financial

report, our responsibility is to read the other information and, in doing so, consider whether the other information is materially inconsistent with the financial report or our knowledge obtained in the audit or otherwise appears to be materially misstated. If, based on the work we have performed, we conclude that there is a material misstatement of this other information, we are required to report that fact. We have nothing to report in this regard.

Responsibilities of the directors for the financial report

The directors of the consolidated entity are responsible for the preparation of the financial report that gives a true and fair view and have determined that the basis of preparation described in Note 1 to the financial report is appropriate to meet the requirements of the *Corporations Act 2001* and is appropriate to meet the needs of the members. The directors' responsibility also includes such internal control as the directors determine is necessary to enable the preparation of the financial report that gives a true and fair view and is free from material misstatement, whether due to fraud or error. In the basis of preparation, the directors also state, in accordance with Accounting Standard AASB 101 *Presentation of Financial Statements*, that the financial statements comply with International Financial Reporting Standards.

In preparing the financial report, the directors are responsible for assessing the consolidated entity's ability to continue as a going concern, disclosing, as applicable, matters related to going concern and using the going concern basis of accounting unless the directors either intend to liquidate the consolidated entity or to cease operations, or have no realistic alternative but to do so.

Auditor's Responsibilities for the audit of the financial report

Our objectives are to obtain reasonable assurance about whether the financial report as a whole is free from material misstatement, whether due to fraud or error, and to issue an auditor's report that includes our opinion. Reasonable assurance is a high level of assurance but is not a guarantee that an audit conducted in accordance with the Australian Auditing Standards will always detect a material misstatement when it exists. Misstatements can arise from fraud or error and are considered material if, individually or in the aggregate, they could reasonably be expected to influence the economic decisions of users taken on the basis of this financial report.

A further description of our responsibilities for the audit of the financial report is located at the Auditing and Assurance Standards Board website at: <http://www.auasb.gov.au/Home.aspx>. This description forms part of our auditor's report.

Report on the Remuneration Report

Opinion on the Remuneration Report

We have audited the Remuneration Report included in pages 4 to 7 of the directors' report for the financial year ended 30 June 2024.

In our opinion the Remuneration Report of Endless Solar Corporation Limited for the financial year ended 30 June 2024, complies with section 300A of the *Corporations Act 2001*.

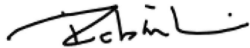
Responsibilities

The directors of the consolidated entity are responsible for the preparation and presentation of the Remuneration Report in accordance with section 300A of the *Corporations Act 2001*. Our responsibility is to express an opinion on the Remuneration Report, based on our audit conducted in accordance with Australian Auditing Standards.

Connect National Audit

CONNECT NATIONAL AUDIT PTY LTD

Authorised Audit Company No. 521888

A handwritten signature in black ink, appearing to read 'Robin Li', with a stylized flourish at the end.

Robin King Heng Li RCA

DIRECTOR

Dated: 30 September 2024

Endless Solar Corporation Limited
Shareholder information
30 June 2024

The shareholder information set out below was applicable as at 30 September 2024

Distribution of equitable securities

Analysis of number of equitable security holders by size of holding:

	Ordinary shares		Options over ordinary shares	
	Number of holders	% of total shares issued	Number of holders	% of total shares issued
1 to 1,000	3	0.01	-	-
1,001 to 5,000	1	0.01	-	-
5,001 to 10,000	33	2.48	-	-
10,001 to 100,000	36	97.50	-	-
	<u>73</u>	<u>100.00</u>	<u>-</u>	<u>-</u>
Holding less than a marketable parcel	<u>-</u>	<u>-</u>	<u>-</u>	<u>-</u>

Endless Solar Corporation Limited
Shareholder information
30 June 2024

Equity security holders

Twenty largest quoted equity security holders

The names of the twenty largest security holders of quoted equity securities are listed below:

	Ordinary shares	
	Number held	% of total shares issued
ENDLESS NETWORK PLATFORM SPECIAL PURPOSE PTY LTD (ENP SPECIAL PURPOSE A/C)	30,000,000	36.75
ENDLESS ENERGY SOLUTIONS SPECIAL PURPOSE PTY LTD (EES SPECIAL PURPOSE A/C)	10,000,000	12.25
ENDLESS SOLAR PTY LTD	9,116,848	11.17
HARVARD NOMINEES PTY LTD (4 A/C)	5,338,373	6.54
LION CORPORATE SERVICES P/L A/C 14	4,104,000	5.03
AUTHORISED INVESTMENT FUND LTD	3,360,001	4.12
LION CORPORATE SERVICES P/L A/C 12	2,799,256	3.43
THERMAL ENERGY INVESTMENTS PTY LTD	2,000,000	2.45
VARDALE PTY LTD (POCKET KINGS INVESTMENT A/C)	1,715,014	2.10
CHRIS BARING-GOULD & SUSAN KOAY (KOAY BARING-GOULD S/F A/C)	1,436,400	1.76
COLLINS COURT CORPORATION LTD	957,600	1.17
MR DAVID HAROLD ALLEN CRAIG	889,200	1.09
MR STEPHAN STANDISH	464,809	0.57
HARVARD NOMINEES PTY LTD	441,200	0.54
LION CORPORATE SERVICES P/L A/C 11	437,760	0.54
PETHOL (VIC) PTY LTD (MACDY NO 5 S/F A/C)	400,000	0.49
GORDEN WALSH (TJW DISCRETIONARY A/C)	371,640	0.46
POCKET KINGS INVESTMENT (POCKET KINGS S/F A/C)	367,080	0.45
MRS DAI LI CRAIG	275,601	0.34
MR LINGKE NI	250,000	0.31
	74,724,782	91.56

Substantial holders

Substantial holders in the company are set out below:

	Ordinary shares	
	Number held	% of total shares issued
ENDLESS NETWORK PLATFORM SPECIAL PURPOSE PTY LTD (ENP SPECIAL PURPOSE A/C)	30,000,000	34.80
ENDLESS ENERGY SOLUTIONS SPECIAL PURPOSE PTY LTD (EES SPECIAL PURPOSE A/C)	10,000,000	11.60
ENDLESS SOLAR PTY LTD	9,116,848	10.58
HARVARD NOMINEES PTY LTD (4 A/C)	5,338,373	6.19
LION CORPORATE SERVICES P/L A/C 14	4,104,000	4.76

Voting rights

The voting rights attached to ordinary shares are set out below:

Ordinary shares

On a show of hands every member present at a meeting in person or by proxy shall have one vote and upon a poll each share shall have one vote.

Limited voting ordinary shares

On a show of hands every member present at a meeting in person or by proxy shall have one vote for their parcel of shares, and upon a poll each parcel shares shall have one vote.