

QUARTERLY UPDATE & APPENDIX 4C

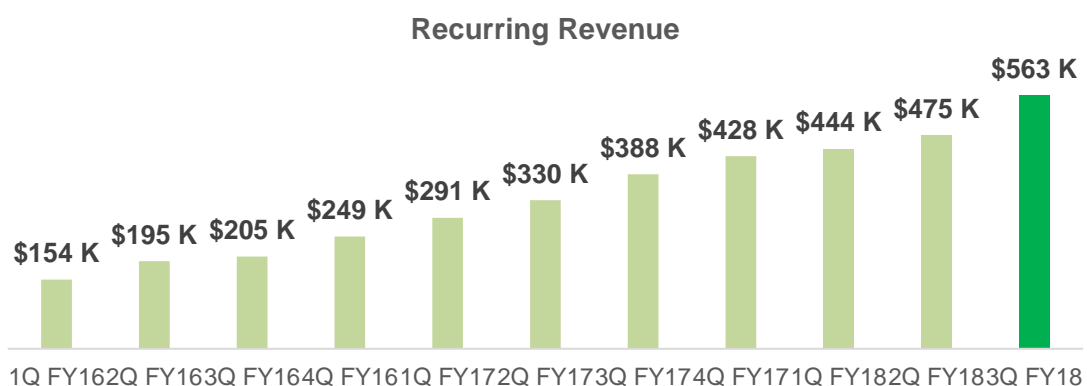
HIGHLIGHTS

- **Recurring Revenue up 19% from previous quarter; the strongest quarterly growth over the last 12 months**
- **Transaction values processed up 14% from previous quarter**
- **Signed a Heads of Agreement with United Overseas Bank (Malaysia) Bhd ("UOBM") to supply and provide Mint's payment systems, services and hardware to UOBM, delivering a fully compliant and all-in-one multi-channel payment solution.**

Sydney, 30 April 2018: Payments technology solutions provider Mint Payments (**ASX: MNW**) (**Mint or the Company**) provides the following quarterly update and Appendix 4C consolidated statement of cash flow for the period ended 31 March 2018. The Company continued to perform well during the quarter; with growth coming from all the Company's key financial and operational metrics.

HIGHLIGHTS – Q3 FY18

KEY FINANCIAL HIGHLIGHTS



- **Recurring revenues grew by 19% from previous quarter to reach \$563K for Q3 FY18.**

REGISTERED ADDRESS

Mint Payments Limited | Level 4, 450 Victoria Road, Gladesville NSW 2111 Australia | ABN: 51 122 043 029 | An ASX listed company (MNW)

SYDNEY

Level 4, 450 Victoria Road
Gladesville NSW 2111 Australia
Ph+61 2 8752 7888
Mailing: P.O. Box 336, Gladesville NSW 1675

SINGAPORE

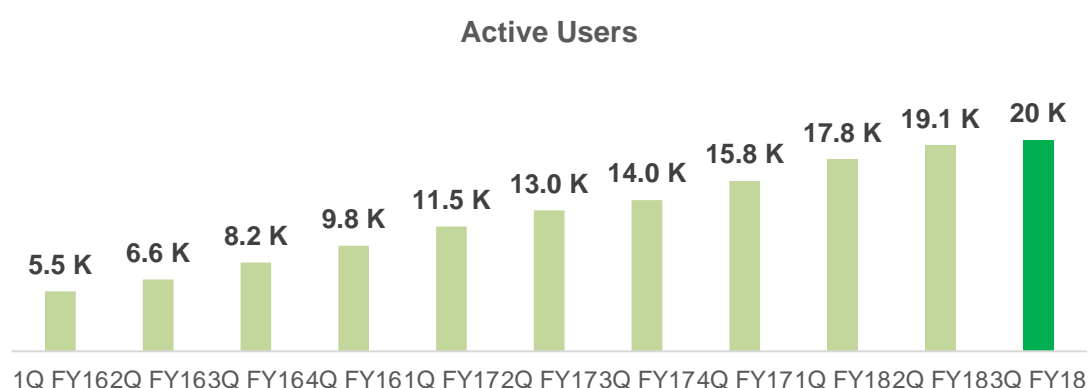
Marina Bay Financial Centre
Tower 2, Level 39, 10 Marina Blvd
Singapore 018983
Ph: +65 6818 6399

AUCKLAND

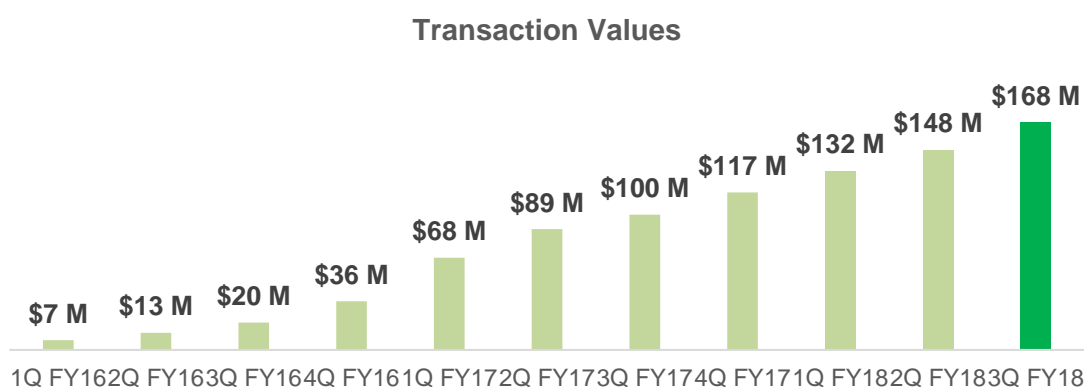
Level 27, PwC Tower
188 Quay Street, Auckland
1010 New Zealand
Ph: +64 9 363 2933

- Cash receipts from customers for the quarter of **\$893K**; **7% higher** than previous quarter.
- Net operating cash outflow has reduced in Q3 FY18 after excluding one-off costs associated with **cost savings of annualised \$1.5M** implemented in the quarter. The growth in forecast recurring revenues combined with operating leverage and the cost savings above (realised from Q4 FY18) will move the Company to monthly cashflow positive in FY19.
- The Company holds total funds available of **\$2.1M** as at 31 March 2018, and together with its growing revenue streams and well managed cost base has necessary financial flexibility to deliver continued growth from current operations.

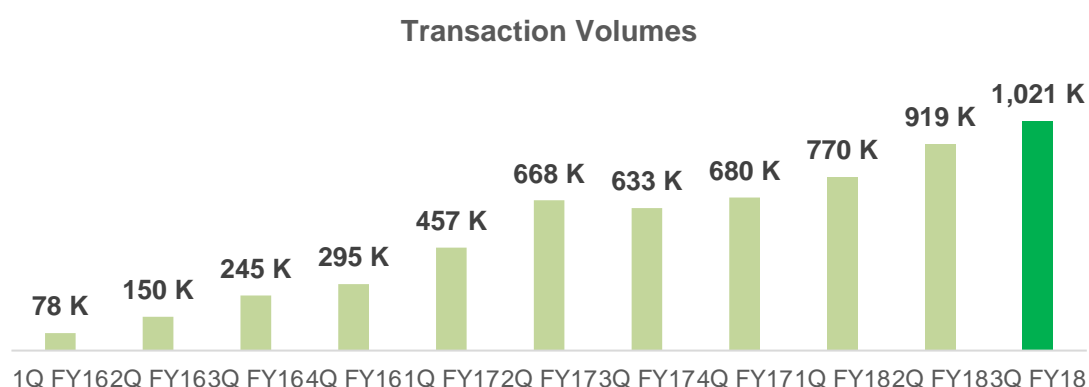
KEY OPERATING METRICS



- Active user base increased by **5%** on previous quarter to **20K** users at the end of Mar-18.



- Transaction value increased by **14%** from previous quarter to reach **\$168M** for Q3 FY18.



- Transaction volume increased by **11%** from previous quarter to reach **1,021K** for Q3 FY18.

QUARTER OPERATING UPDATE

Adelaide Fringe Festival

Mint became the exclusive payments partner of the Royal Croquet Club, which operates and manages the food and drink venues operating at the largest arts festival in the Southern Hemisphere, the Adelaide Fringe Festival. This opens Mint up to a new and very large vertical, being major events and festival. Over \$2.5M transactions were processed in the Fringe Festival period from 16 February 2018 to 18 March 2018.

UOB Malaysia

Mint Payments Asia Pte Ltd, a wholly owned subsidiary of Mint Payments Limited, signed a Heads of Agreement with United Overseas bank (Malaysia) Bhd ("UOBM"), one of the largest business and commercial banks in Malaysia. Under the Agreement, Mint will license and distribute Mint's payment solutions in Malaysia, white-labelled under UOBM's brand to existing and new business customers. In addition, this partnership will enable Mint to acquire business customers directly in Malaysia, where the Company will look to replicate the same growth that Mint is experiencing through high value and high volume transactional business verticals in Australia.

A copy of the Appendix 4C is attached.

ENDS

About Mint Payments Limited

Mint Payments helps companies of all sizes transact in more rewarding ways—whenever, wherever and however the world wants to pay.

With a focus on high value, high volume verticals throughout Asia Pacific, Mint Payments delivers a single, seamless solution to help channel partners and financial institutions unlock revenues, launch pioneering payment products, and build richer customer experiences. Online, in-store, in-app and beyond.

Discover more at mintpayments.com

Investor & media enquiries

Alex Teoh - Chief Executive Officer

alex.teoh@mintpayments.com

+61 2 8752 7888

Appendix 4C

Quarterly report for entities subject to Listing Rule 4.7B

Introduced 31/03/00 Amended 30/09/01, 24/10/05, 17/12/10, 01/09/16

Name of entity

Mint Payment Limited

ABN

51 122 043 029

Quarter ended ("current quarter")

31st March 2018

Consolidated statement of cash flows	Current quarter \$A'000	Year to date Mar-18 (9 months) \$A'000
1. Cash flows from operating activities		
1.1 Receipts from customers	893	2,424
1.2 Payments for		
(a) research and development	-	-
(b) product manufacturing and operating costs	(759)	(2,209)
(c) advertising and marketing	(28)	(141)
(d) leased assets	-	-
(e) staff costs	(1,523)	(4,409)
(f) administration and corporate costs	(174)	(522)
1.3 Dividends received (see note 3)	-	-
1.4 Interest received	3	34
1.5 Interest and other costs of finance paid	(89)	(256)
1.6 Income taxes paid	-	-
1.7 Government grants and tax incentives	-	2,127
1.8 Other (provide details if material)	-	-
1.9 Net cash from / (used in) operating activities	(1,677)	(2,952)

2. Cash flows from investing activities		
2.1 Payments to acquire:		
(a) property, plant and equipment	-	-
(b) businesses (see item 10)	-	-
(c) investments	-	-

Consolidated statement of cash flows		Current quarter \$A'000	Year to date Mar-18 (9 months) \$A'000
	(d) intellectual property	-	-
	(e) other non-current assets	-	-
2.2	Proceeds from disposal of:		
	(a) property, plant and equipment	-	-
	(b) businesses (see item 10)	-	-
	(c) investments	-	-
	(d) intellectual property	-	-
	(e) other non-current assets	(39)	(253)
2.3	Cash flows from loans to other entities	-	-
2.4	Dividends received (see note 3)	-	-
2.5	Other (provide details if material)	-	-
2.6	Net cash from / (used in) investing activities	(39)	(253)

3.	Cash flows from financing activities		
3.1	Proceeds from issues of shares	-	-
3.2	Proceeds from issue of convertible notes	-	-
3.3	Proceeds from exercise of share options	-	-
3.4	Transaction costs related to issues of shares, convertible notes or options	-	-
3.5	Proceeds from borrowings	400	2,330
3.6	Repayment of borrowings	-	(430)
3.7	Transaction costs related to loans and borrowings	-	-
3.8	Dividends paid	-	-
3.9	Other (provide details if material)		
	(a) Payment for other financial assets	-	-
3.10	Net cash from / (used in) financing activities	400	1,900

4.	Net increase / (decrease) in cash and cash equivalents for the period		
4.1	Cash and cash equivalents at beginning of quarter/year to date	1,836	1,825
4.2	Net cash from / (used in) operating activities (item 1.9 above)	(1,677)	(2,952)
4.3	Net cash from / (used in) investing activities (item 2.6 above)	(39)	(253)
4.4	Net cash from / (used in) financing activities (item 3.10 above)	400	1,900

Consolidated statement of cash flows		Current quarter \$A'000	Year to date Mar-18 (9 months) \$A'000
4.5	Effect of movement in exchange rates on cash held	-	-
4.6	Cash and cash equivalents at end of quarter	520	520

5.	Reconciliation of cash and cash equivalents at the end of the quarter (as shown in the consolidated statement of cash flows) to the related items in the accounts	Current quarter \$A'000	Previous quarter \$A'000
5.1	Bank balances	520	1,836
5.2	Call deposits	-	-
5.3	Bank overdrafts	-	-
5.4	Other (provide details)	-	-
5.5	Cash and cash equivalents at end of quarter (should equal item 4.6 above)	520	1,836

6. Payments to directors of the entity and their associates

- 6.1 Aggregate amount of payments to these parties included in item 1.2
- 6.2 Aggregate amount of cash flow from loans to these parties included in item 2.3
- 6.3 Include below any explanation necessary to understand the transactions included in items 6.1 and 6.2

**Current quarter
\$A'000**

134

-

Payment of executive and non-executive directors' salaries and fees.

7. Payments to related entities of the entity and their associates

- 7.1 Aggregate amount of payments to these parties included in item 1.2
- 7.2 Aggregate amount of cash flow from loans to these parties included in item 2.3
- 7.3 Include below any explanation necessary to understand the transactions included in items 7.1 and 7.2

**Current quarter
\$A'000**

-

-

8. Financing facilities available <i>Add notes as necessary for an understanding of the position</i>	Total facility amount at quarter end \$A'000	Amount drawn at quarter end \$A'000
8.1 Loan facilities	8,000	6,400
8.2 Credit standby arrangements	-	-
8.3 Other (please specify)	-	-
8.4 Include below a description of each facility above, including the lender, interest rate and whether it is secured or unsecured. If any additional facilities have been entered into or are proposed to be entered into after quarter end, include details of those facilities as well.		
<ul style="list-style-type: none"> - Secured working capital facility \$2,500,000 from Roadhound Electronics Pty Ltd - Unsecured working capital facility \$3,500,000 from Roadhound Electronics Pty Ltd - Unsecured working capital facility \$2,000,000 from TAAJ Corporation Pty Ltd - Interest rate on the facilities is 4.5% per annum above the Reserve Bank of Australia's Cash Rate 		

9. Estimated cash outflows for next quarter	\$A'000
9.1 Research and development	-
9.2 Product manufacturing and operating costs	(215)
9.3 Advertising and marketing	(45)
9.4 Leased assets	-
9.5 Staff costs	(1,275)
9.6 Administration and corporate costs	(64)
9.7 Other (provide details if material)	-
9.8 Total estimated cash outflows	(1,699)

10. Acquisitions and disposals of business entities (items 2.1(b) and 2.2(b) above)	Acquisitions	Disposals
10.1 Name of entity	-	-
10.2 Place of incorporation or registration	-	-
10.3 Consideration for acquisition or disposal	-	-
10.4 Total net assets	-	-
10.5 Nature of business	-	-

Compliance statement

- 1 This statement has been prepared in accordance with accounting standards and policies which comply with Listing Rule 19.11A.
- 2 This statement gives a true and fair view of the matters disclosed.

Sign here:



Date: 30/04/2018

Managing Director/ Chief Executive Officer

Print name: Alex Teoh

Notes

1. The quarterly report provides a basis for informing the market how the entity's activities have been financed for the past quarter and the effect on its cash position. An entity that wishes to disclose additional information is encouraged to do so, in a note or notes included in or attached to this report.
2. If this quarterly report has been prepared in accordance with Australian Accounting Standards, the definitions in, and provisions of, *AASB 107: Statement of Cash Flows* apply to this report. If this quarterly report has been prepared in accordance with other accounting standards agreed by ASX pursuant to Listing Rule 19.11A, the corresponding equivalent standard applies to this report.
3. Dividends received may be classified either as cash flows from operating activities or cash flows from investing activities, depending on the accounting policy of the entity.