

PANCONTINENTAL ENERGY NL - ANNUAL REPORT 2024



PANCONTINENTAL
ENERGY NL

The cover features a dynamic design with overlapping geometric shapes in shades of blue and green. The top right corner shows a close-up of turquoise water with ripples. The main title is centered in a large, bold, white sans-serif font. A small green triangle is located in the bottom left corner.

CORPORATE DIRECTORY

ABN 95 003 029 543

Directors

Ernest Anthony Myers	Executive Chairman
Roy Barry Rushworth	Non-Executive Director
Vesna Petrovic	Executive Director

Company Secretary

Vesna Petrovic

Chief Executive Officer

Iain Peter Smith

Registered Office

45 Ventnor Avenue
WEST PERTH WA 6005
Tel: + 61 8 6363 7090

Share Registry

Automic Pty Ltd
Level 5, 126 Phillip Street
SYDNEY NSW 2000

Auditors

In.Corp Audit & Assurance Pty Ltd
(formerly Rothsay Audit & Assurance Pty Ltd)
Level 1, Lincoln House
4 Ventnor Avenue
WEST PERTH WA 6005

Internet Address & Contact

www.pancon.com.au
info@pancon.com.au

ASX Code

PCL





CONTENTS

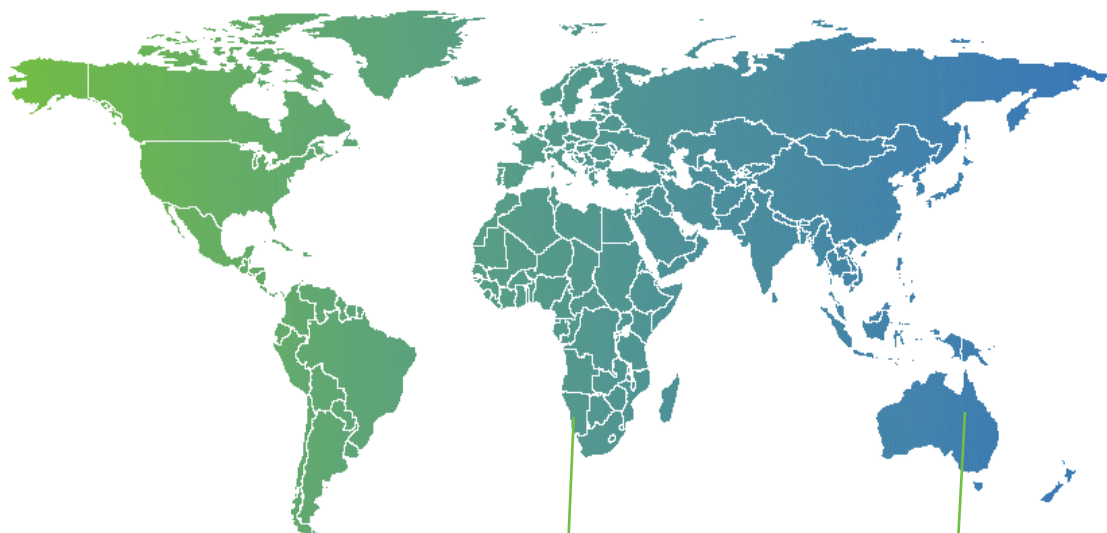
- 01** Permit Schedule
 - 02** Chairman's Review
 - 03** Review of Operations
 - 04** Directors' Report
 - 34** Auditor's Independence Declaration
 - 35** Corporate Governance Statement
 - 48** Statement of Profit or Loss and Other Comprehensive Income
 - 49** Statement of Financial Position
 - 50** Statement of Changes in Equity
 - 51** Statement of Cash Flows
 - 52** Notes to the Financial Statements
 - 68** Directors' Declaration
 - 69** Independent Auditor's Report
 - 73** ASX Additional Information
- 

PERMIT SCHEDULE

Licence Location	Licence Number	Pancontinental Interest	Joint Venture Partners
NAMIBIA	PEL 87	75.00% *	Custos 15.00% NAMCOR 10.00%
AUSTRALIA	ATP 920	20.00% **	Key Petroleum 80.00%
AUSTRALIA	ATP 924 -Ace	25.00% **	Key Petroleum 75.00%

* In March 2023, Woodside and Pancontinental signed an Option Deed providing Woodside an election to enter the deep-water Namibia PEL 87 exploration project.

** Earning



PETROLEUM EXPLORATION LICENCE 87

Orange Basin,
Offshore Namibia

ATP 920 & ATP 924 (ACE AREA)

Cooper Eromanga Basin,
Onshore Australia



Dear Shareholder.

I am pleased to present to you Pancontinental's 2024 Annual Report.

The Namibian Orange Basin continues to deliver, with significant discoveries at Galp Energia's Mopane-1X and TotalEnergies' Mangetti-1X. The Mopane discovery in particular is exciting for Pancontinental, being the closest on-trend discovery thus far to our PEL 87 permit and reported to host an estimated 10 Billion barrels of oil in place. A recent hiatus in operational activity is anticipated to end shortly, with multiple exploration and appraisal wells to commence drilling over the coming weeks and months by Chevron, TotalEnergies, Galp Energia and Rhino Resources/Azule Energy. I believe we can expect continued excitement out of Namibia on the back of this major industry investment in deepwater exploration.



With regards to Pancontinental's own project, further to our acquisition of a vast 3D seismic survey within PEL 87 in early 2023, we received the final processed prestack depth migration data in March of this year. Since that time the Pancontinental and Woodside Energy technical teams have been interpreting and analysing the 6,593 km² data set to delineate exploration leads across a variety of hydrocarbon play types. This is necessarily a lengthy process, partly due to the volume of data but also due to the often subtle nature of the geological features of interest, as is typical of deepwater depositional systems. Our team must go much further than simply mapping geological horizons and is employing techniques such as seismic attribute and Amplitude vs Offset (AVO) analysis to examine various seismic anomalies and then characterise them from a geological perspective, ideally with analogues to existing deepwater discoveries.

At the date of this report we are working diligently to secure the grant of a seismic licence from the Namibian authorities, the purpose of which is to provide Woodside with ongoing rights to utilise the newly acquired 3D seismic data that is derived from the survey which Woodside funded. This is a requirement under our Option Deed with Woodside, and granting of the license will establish the long stop date by which Woodside must exercise its option to farm in to PEL 87 by committing to drill an exploration well. The long stop date will be 180 days from the date upon which the seismic licence is granted.

It is with great sadness that I must advise of the passing of our former Chairman, David Kennedy, in September of this year. David made a significant contribution to Pancontinental over a long period of time, and his experience and guidance have provided the Company with a strong foundation for the future. Our thoughts are with David's family.

Finally, I wish to express my appreciation for the efforts of Pancontinental's small team and supporting consultants over the past year, including our Namibian in-country representatives, Pioneer Energy, who have provided invaluable support.

The Board of Pancontinental appreciates your ongoing support, and we look forward to meeting many of you at the Company's forthcoming Annual General Meeting of shareholders.

Ernie Myers
Chairman



Namibia

Namibia Offshore PEL 87

Location:	Orange Basin		
Project Size:	10,970 square kilometres		
JV Partners:	Pancontinental	75%	(Operator)*
	Custos Investments (Pty) Ltd	15%	
	NAMCOR	10%	

*Woodside Energy holds an option to acquire a 56% interest

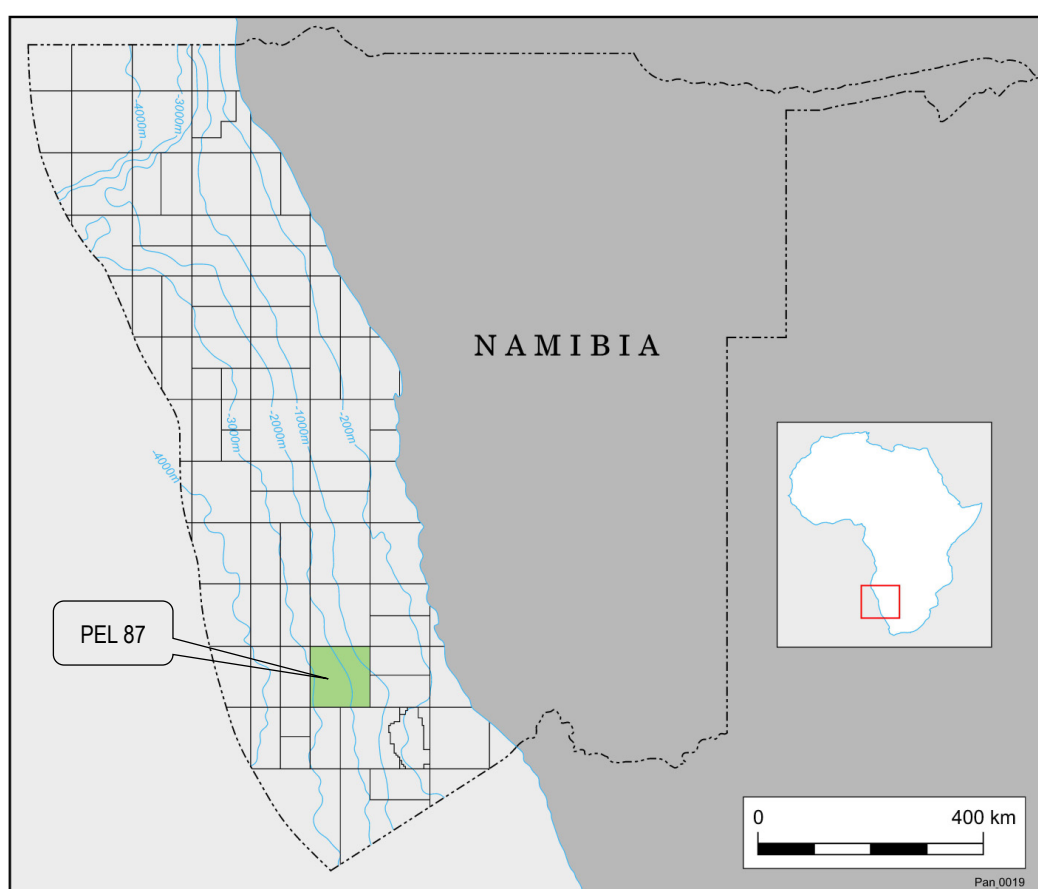
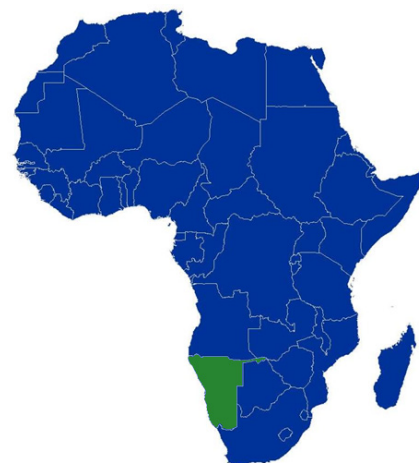


Figure 1: PEL 87 Location Map

Significant operational activity was ongoing within the Namibian Orange Basin throughout the reporting period, with major exploration and appraisal successes reported by a number of operators within the basin. The end of the reporting period saw a hiatus in drilling activity, after a prolonged period of continuous operations since early 2022. This hiatus is anticipated to end in late 2024, with exploration and appraisal drilling programs scheduled by TotalEnergies, Galp Energia, Chevron and Rhino Resources/Azule Energy.

Notable successes within the Orange Basin during the reporting period have been as follows:

Galp Energia's giant oil discovery at Mopane

During the reporting period Galp Energia announced the Mopane-1X and Mopane-2X oil discoveries, situated approximately 90 kms to the south of PEL 87. Mopane-1X is reported to have encountered two significant columns of oil in high quality sandstone reservoirs (referred to as AVO-1 & AVO-2, respectively) and to have achieved a maximum, constrained flow rate on test of 14,000 bopd. Galp Energia report that wireline data analysis indicates good reservoir porosities with high pressure and high permeability in large hydrocarbon columns. Oil sampling confirms very low oil viscosity, minimal CO₂ and no H₂S. The upper sands have been reported by Namibian state oil company NAMCOR to be Cenomanian-Turonian in age (Upper Cretaceous), however the precise age of the sandstone reservoir containing the deeper column (AVO-2) is not publicly available at this time.

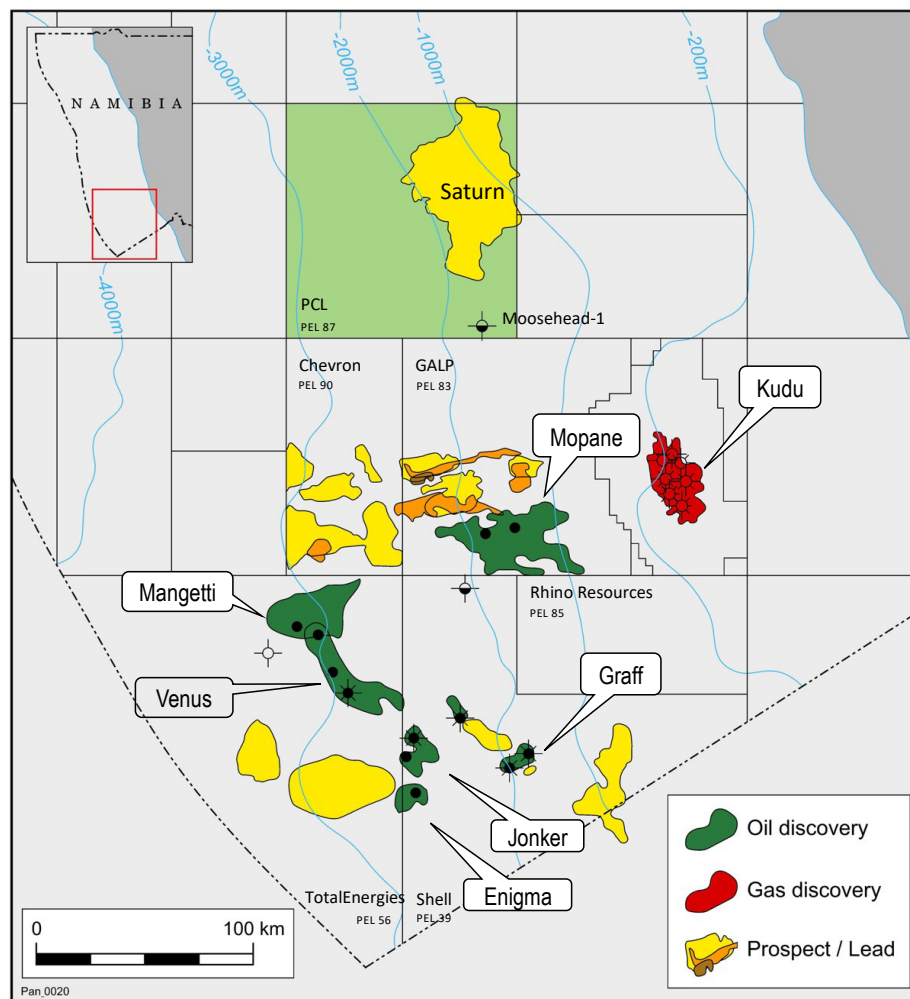


Figure 2: PEL 87 and Neighbouring Permits & Discoveries

Prior to production testing Mopane-1X Galp Energia drilled Mopane-2X, confirming a second discovery in March 2024. Galp Energia report that significant light oil columns were discovered in high-quality reservoir sands across three exploration and appraisal targets, AVO-1, AVO-3 and a deeper target. Importantly the AVO-1 level was found to be in pressure communication with the Mopane-1X discovery well (8 km to the east), thus confirming its lateral extension.



Galp Energia advise that the results achieved thus far position Mopane as an important commercial discovery, with the Mopane complex alone holding an estimated 10 billion barrels of oil equivalent in-place. Pancontinental regards the Mopane discovery as being an extremely positive indicator for PEL 87 prospectivity, as it is believed to reside in a similar, intra-slope setting to PEL 87, with reservoir formations of comparable age and sharing the same oil source formation (Kudu Oil Shale).

Having fully funded the Mopane-1X and Mopane-2X wells, Galp Energia is reportedly seeking to divest approximately half of its participating interest in the PEL 83 project, with numerous majors reportedly interested. In the meantime, Galp Energia is preparing to resume drilling within the permit, with a four well exploration and appraisal campaign scheduled to commence late 2024.

TotalEnergies success at Venus and Mangetti discoveries

During the reporting period TotalEnergies successfully appraised its Venus oil discovery with its Venus-1A well. Venus-1A was drilled some 13kms north of the Venus-1X discovery well, and subsequently a successful production test was completed. A second appraisal well was completed at Venus-2A, with the field estimated to host some 5 Billion barrels of oil in place. Following on from the successful Venus appraisal program TotalEnergies reported a second major discovery, at Mangetti-1X, confirming the presence of oil in two columns (one of which is thought to be a northerly extension of Venus). The Mangetti discovery has been reported as potentially one third the size of the Venus discovery, which would represent an additional 1.5 billion barrels of in-place resource for the PEL 56 Joint Venture.

TotalEnergies' will shortly resume drilling operations within its acreage by commencing drilling at a newly announced prospect, Tamboti-1X, believed to be targeting a resource of the order of one billion barrels of oil.

Shell's completion of multi-discovery drilling program

During the reporting period Shell completed a multi-well drilling program that confirmed four oil and gas discoveries from five exploration wells, with appraisal wells also completed at Jonker-1A and Jonker-2A. It is believed that Shell is presently focussed on updating its subsurface interpretation of PEL 39 before commencing further operational activity.

PEL 87 Project

As announced on 19 January 2024, the Company's application to the Namibian Ministry of Mines and Energy to extend the PEL 87 permit into the first renewal exploration period, to run from 23 January 2024 to 22 January 2026, was approved with an exemption from the usual 50% relinquishment obligation at the end of the initial period. This exemption ensures that the full areal extent of PEL 87 (10,970 km²) is preserved, with Pancontinental and partners retaining a very significant footprint of prime exploration acreage within the Namibian Orange Basin exploration hotspot.

Having acquired the Woodside Energy-funded 6,593 km² 3D seismic in early 2023, and after an extensive seismic processing program, Pancontinental received the final PEL 87 3D prestack depth migrated (**PSDM**) seismic volume from primary processing contractor CGG during January 2024. Since that time a comprehensive and detailed interpretation of the PEL 87 3D seismic has been ongoing, including a significant quantitative interpretation (**QI**) program designed to identify seismic anomalies that may represent direct hydrocarbon indicators. This QI program includes amplitude vs offset (**AVO**) analysis.

Pancontinental's analysis of the data thus far confirms positive indications for the presence of a mature Kudu Shale oil source formation directly beneath the Saturn Turbidite Complex. The Kudu formation was encountered within the only exploration well drilled to date within PEL 87; the Moosehead-1X well drilled in 2013. Moosehead-1X targeted a Barremian-aged carbonate prospect which failed to yield carbonate reservoirs with sufficiently well-developed porosity. However, Moosehead-1X did intersect the Kudu Shale which presents as a thick, high quality oil source rock believed to be the primary source for the giant oil discoveries made by TotalEnergies and Shell on-trend to the south.



At the Moosehead-1X location, analysis of Kudu Shale samples indicated that the source formation was at an early-mature stage for hydrocarbon generation. Based on Pancontinental's preliminary interpretation of the final PSDM 3D seismic data, the Kudu formation appears to be at significantly greater depth than at Moosehead-1X and is therefore likely to be at a greater level of maturity for oil.

Pancontinental's technical team has identified a variety of Cretaceous hydrocarbon plays, from mid-Early Cretaceous (Barremian) channelised fan sands to early-Late Cretaceous (Cenomanian) channels and erosional remnants.

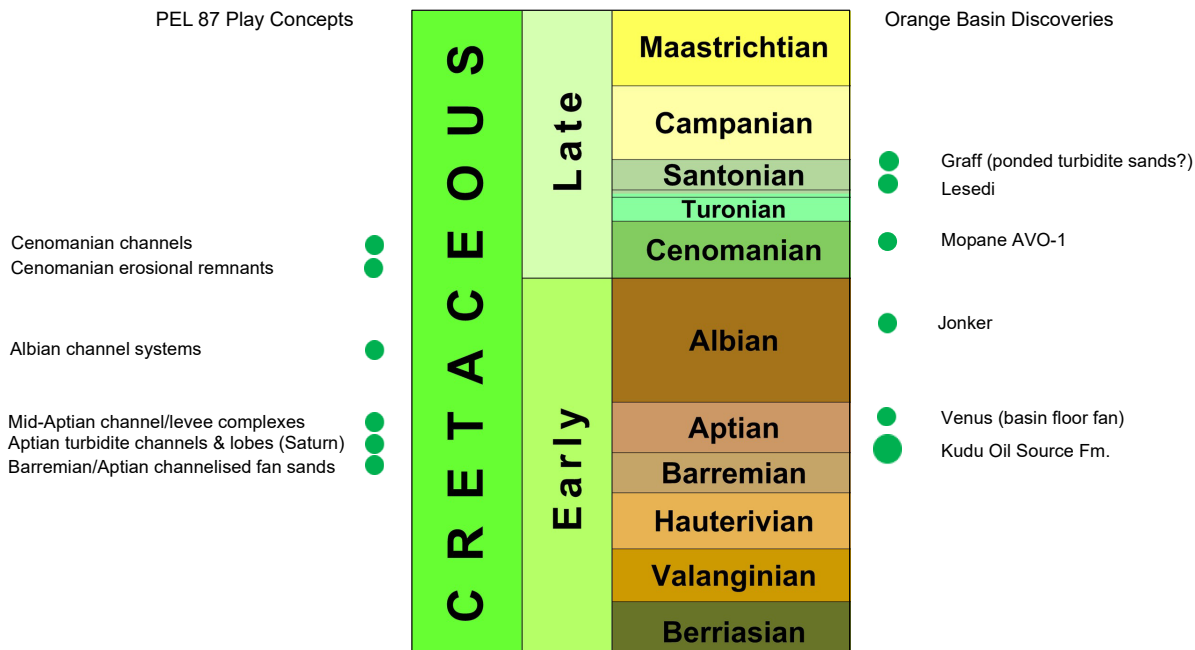


Figure 3: PEL 87 Play Concepts and Orange Basin Discoveries.

The plays encompass pure structural, pure stratigraphic and combination structural-stratigraphic hydrocarbon trapping styles, with seismic "bright" amplitudes and Amplitude vs Offset anomalies in evidence within a number of exploration leads across the various play types. This includes discrete leads that have been identified within the Saturn turbidite complex, although prospectivity is not confined to Saturn alone.

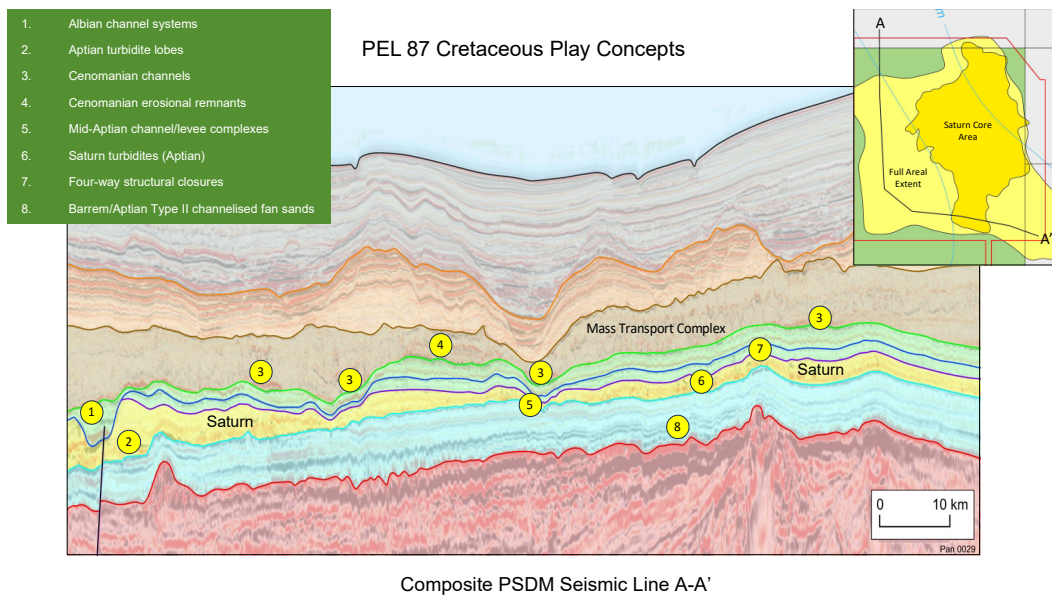


Figure 4: PEL 87 Cretaceous Play Concepts

AVO analysis is regarded by Pancontinental as a likely key determinant for ranking of exploration leads and upgrading of leads to prospect status and involves comparison of seismic amplitude at a particular subsurface location between near offsets and far offsets. Typically, seismic amplitude decreases with increased offset due to geometrical spreading, attenuation, and other factors. With an AVO anomaly, seismic amplitude decreases at a reduced rate relative to surrounding reflective events. While rarely definitive, an AVO anomaly can be an indicator of the presence of hydrocarbons within porous reservoir formations, as appears to be the case with the Venus and Mopane discoveries (based on publicly available information).

The current inhouse technical work is focused on maturing the interpretation of key sequences within the Cretaceous petroleum systems that host on-trend discoveries. Pancontinental's current priorities in this regard are the intra-Saturn AVO anomalies and the Barremian/Aptian channelised fan play. The Company commissioned an independent specialist consultancy to undertake an AVO study, which incorporates seismic data conditioning and rock physics modelling to generate predicted seismic responses for comparison to the real-life seismic signature. Based on early results further iterations have been initiated and the AVO work remains in progress at the time of writing. Below is an example of one of the intra-Saturn leads that exhibits an AVO effect, with anomalous amplitudes evident on the ultra-far seismic offset data. In parallel with the AVO study, further interpretation work is required to determine the precise depositional nature of this, and other, features within the Saturn complex.

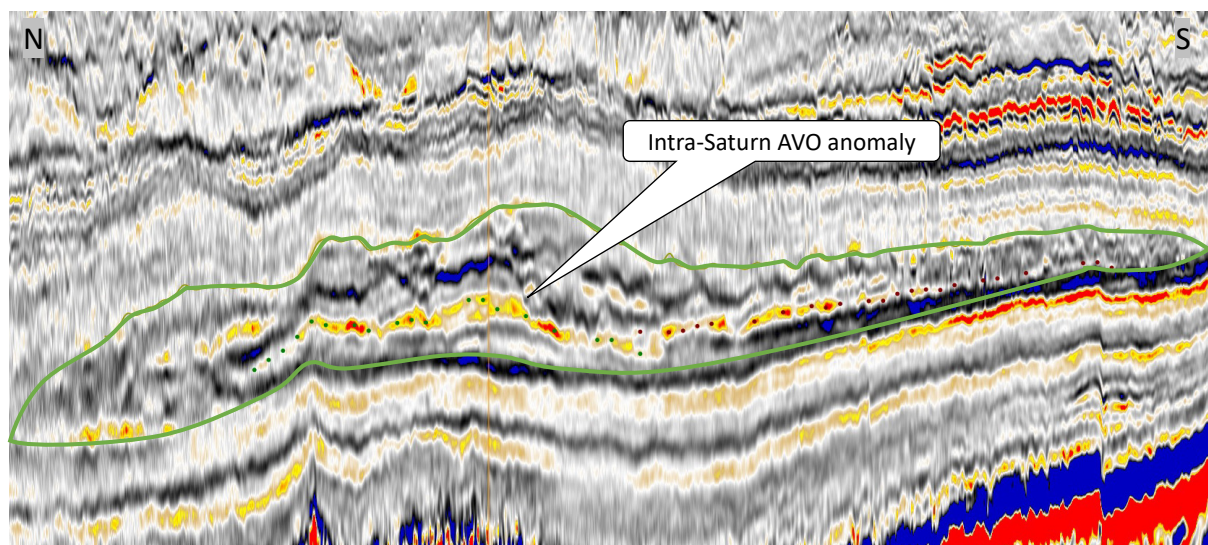


Figure 5: North-South 3D PSDM ultra-far offsets seismic line through Saturn complex



The Barremian/Aptian channelised fan play is regarded by the Company's technical team as a possible analogue to the on-trend Venus oil discovery. The image below displays a 3D perspective of the Top Aptian horizon (in depth) with ultra-far offset amplitudes overlain. The "bright" amplitudes clearly indicate the presence of deepwater feeder channels running due westwards into what are interpreted by Pancontinental as deepwater turbidite fan systems, one of which appears to be detached from the feeder system. These are located to the north of the structural high around the Moosehead-1X well, and east of the outboard regional high. These features are thought likely to host good quality reservoir sands, of comparable age to those that host TotalEnergies' giant Venus discovery.

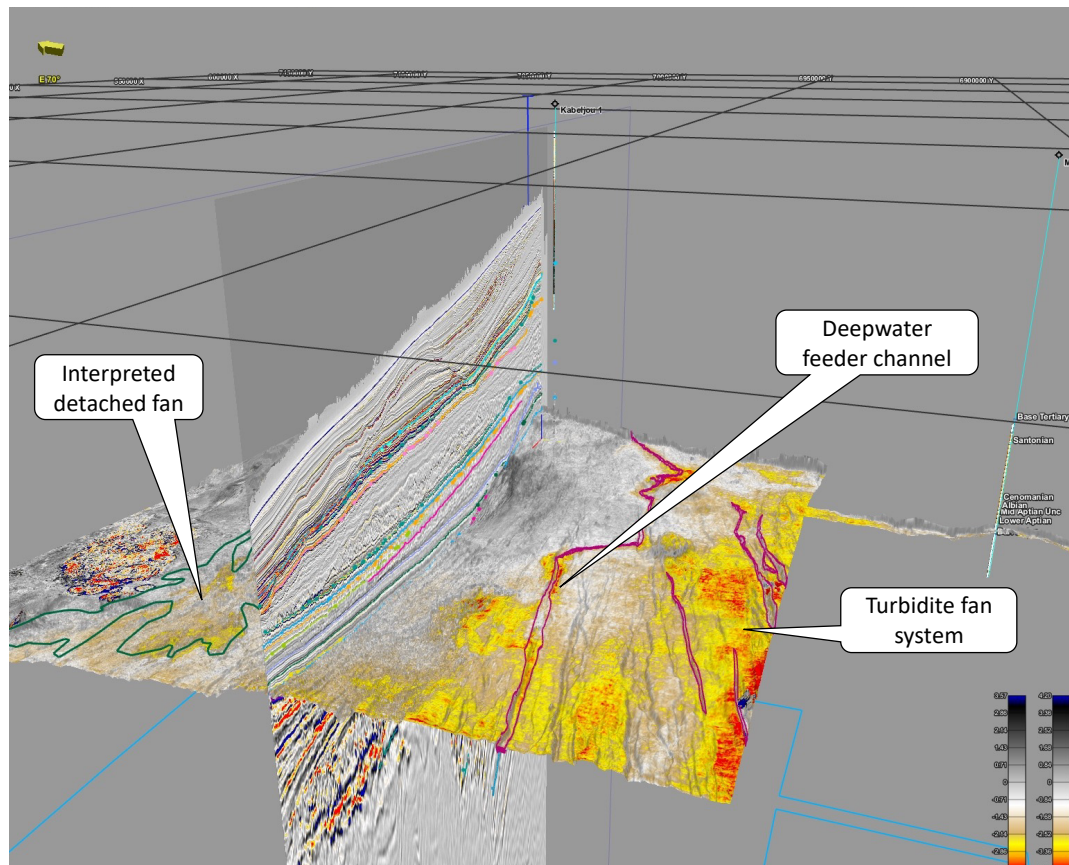


Figure 6: Barremian/Aptian depth horizon with overlain ultra-far offset amplitude

In parallel with the AVO study, now that key regional geological horizons have been mapped and are available, the Company is undertaking a basin modelling study, the aim of which is delineate hydrocarbon source kitchens and hydrocarbon charge mechanisms. While these studies and other technical work must be completed before individual prospects can be fully characterised, the Company remains confident in the hydrocarbon potential of PEL 87.

As reported by the Company on 30 April 2024, the long stop date by which Woodside Energy must exercise its option to farm in to PEL 87 (by committing to drill an exploration well) will be 180 days from the date upon which the PEL 87 Joint Venture provides to Woodside a license (**Seismic License**) to hold ongoing rights to the PEL 87 3D seismic data. Pancontinental is working to finalise the Seismic License with the Namibian authorities so that the long stop date can be established as soon as possible. In the meantime, Woodside is undertaking its own technical analysis of the seismic data in parallel with Pancontinental, and the Company notes that Woodside does have the right to exercise its option at any time prior to the long stop date (establishment of the Seismic License not being a pre-requisite).



Queensland, Australia

Onshore, Cooper Basin, ATP 920, 924 (Ace Area)

Location:	Cooper Eromanga Basin		
Project Size:	ATP 920 - 2,337 km ² ATP 924 - 2,220 km ²		
JV Partners:	ATP 920 Key Petroleum Limited (Operator)	80.00%	
	ATP 920 Pancontinental Energy NL	20.00%**	
	ATP 924* Key Petroleum Limited (Operator)	75.00%	
	ATP 924* Pancontinental Energy NL	25.00%**	
	* Ace Area		
	**earning		



During 2019, Australian assets were added to the Company's exploration portfolio. This was achieved by the Company farming into the Meeba Project, Onshore Queensland. The Company signed agreements to acquire two large exploration permits, ATP 920 and ATP 924 (Ace area) in the Cooper Basin. The agreement was executed with the Operator of the permits Key Petroleum Cooper Basin Pty Ltd, a wholly owned subsidiary of ASX listed Key Petroleum Limited.

Operator Key Petroleum Limited submitted renewal applications for ATP 920 and ATP 924 which are awaiting renewal approvals by the Department of Resources.

New Ventures

The Company is continually searching for, and evaluating new ventures that could be pursued to complement the Company's existing portfolio of exploration assets.



Corporate

Africa Oil Week

The Africa Oil Week conference was held in Cape Town 9 to 13 October 2023. Pancontinental representatives attended the conference as well as mandatory PEL 87 meetings. The PEL 87 Joint Venture participants conducted in-person Operating Committee Meetings and were later joined by the Ministry of Mines and Energy of Namibia for the Technical Advisory Committee meetings.

General Meeting

A General Meeting of Shareholders was held on 25 July 2023 where all resolutions put to the meeting were passed on a poll. The resolutions included ratification of shares and options, Director participation in the March 2023 placement, and issue of incentive options to Directors.

Annual General Meeting

On 27 November 2023, Pancontinental held its Annual General Meeting of shareholders. All resolutions put to the meeting; the remuneration report, re-election of director and approval of listing rule 7.1A mandate were passed on a poll.

Results can be found following the below link:

<https://cdn-api.markitdigital.com/apiman-gateway/ASX/asx-research/1.0/file/2924-02745908-6A1183059>

Annual Report

The Company's 2023 annual report was lodged during the reporting period. A copy of the report can be found following the below link:

<https://cdn-api.markitdigital.com/apiman-gateway/ASX/asx-research/1.0/file/2924-02730983-6A1176676>

Windhoek Visit

During April 2024, Pancontinental representatives attended joint venture meetings with fellow PEL 87 partners and the Ministry of Mines and Energy.

Pancontinental was also represented at the Namibian International Energy Conference during this time in Namibia.

Board & Management Changes

Chief Executive Officer Iain Smith was appointed 18 March 2024, following a year of acting as Board Advisor. Mr Smith's remuneration package was announced which included a salary of \$200,000 and the award of 40,000,000 incentive share options (refer to announcement of 18 March 2024 for details). Coincident with Iain's appointment, director Barry Rushworth elected to reduce his executive responsibilities to the Company and now acts as Non-Executive Director.

Change of Share Registry Details

As of Monday, 4 March 2024, the provider of shareholder registry services for the Company changed from Advanced Share Registry Limited to Automic Pty Ltd. The new Share Registry contact details are as follows:

Automic

Level 5, 126 Phillip Street

Sydney NSW 2000

GPO Box 5193

Sydney NSW 2001



Change of Registered Office & Address

As announced on 2 April 2024, Pancontinental changed its registered office and principal place of business to the following address:

Office address

45 Ventnor Avenue
West Perth
WA 6005

Mailing address

PO Box 1154
West Perth
WA 6872

Telephone: (08) 6363 7090

Fax: (08) 6363 7099

Liquidity and Funding

During the financial year, Pancontinental raised \$40,000 from the issue of 4,000,000 ordinary shares to Directors upon approval by Shareholders in General Meeting.

In addition, the Company received:

- \$24,000 from the conversion of 2,000,000 listed options at \$0.012 to ordinary shares;
- \$87,000 from the conversion of 7,250,000 listed options at \$0.012 to ordinary shares;
- \$600,000 from the conversion of 50,000,000 listed options at \$0.012 to ordinary shares; and
- \$2,400 from the conversion of 200,000 listed options at \$0.012 to ordinary shares.

Climate Change

Pancontinental is mindful of the developing and continued interest of stakeholders in climate change issues. Climate risk has evolved to become an important consideration in investment and corporate strategic decisions. It is now widely recognised as a critical risk to business, industry and capital markets. So much so, that the guidance recommends that listed companies consider disclosing climate change risk separately to other general risk categories, which is what Pancontinental has adopted (please see Directors' Report for detailed discussion on risk and climate change).

The G20 Financial Stability Board established the Task Force on Climate-related Financial Disclosures ("TCFD") which is an industry-led task force that has published recommendations for financial report preparers to assist in providing investors the most relevant climate change disclosures. The Company has utilised the publication as well as other recommended publications as a guide in providing our stakeholders with the appropriate information in this regard which can be found in the Directors' Report.



The Directors of Pancontinental Energy NL ("Pancontinental" or the "Company") submit their report for the year ended 30 June 2024.

DIRECTORS

The names and details of the company's Directors in office during the financial year and until the date of this report are as follows. Directors were in office for this entire period unless otherwise stated.


Names, qualifications, experience and special responsibilities



Ernest Anthony Myers CPA (Executive Chairman)

Mr Myers, an Accountant by profession, has held senior management and executive roles within a number of ASX listed companies. During his career he has been instrumental in the capital raisings and financial management of these companies. He has played a key role in managing the Group's African portfolio. Mr Myers joined Pancontinental in March 2004, was appointed Executive Director in January 2009, Chief Executive Officer in November 2018 and Executive Chairman in December 2022.


Mr Myers was also Non-Executive Chairman of Norwest Energy NL from November 2018 until its takeover by Mineral Resources Limited during the 2023 financial year.



Roy Barry Rushworth, BSc (Non-Executive Director)

Mr Rushworth is a Geologist who brings extensive experience in petroleum exploration to the Company. Commencing with positions in exploration operations, his career then extended to the role of Chief Geologist and Exploration Manager for an Australian listed company. A number of oil and gas discoveries were made by the Company during that time. More recently, Mr Rushworth has been responsible for identifying, negotiating and acquiring international new venture opportunities in Malta, Kenya, Morocco and Namibia and the farm out of the projects to major companies.

Mr Rushworth has been a Director of Pancontinental since August 2005.



Vesna Petrovic, BComm, CPA (Executive Director & Company Secretary)

Ms Petrovic is an Accountant who holds a Bachelor of Commerce, Major in Accounting and Business Law and has completed the Graduate Diploma in Applied Corporate Governance from the Governance Institute of Australia.

Roles in accounting and finance of numerous publicly listed entities, particularly those involved in Africa have provided Ms Petrovic a base from which to contribute to the accounting and governance functions at Pancontinental.

Ms Petrovic was appointed Company Secretary in April 2010, Executive Director in December 2016, Alternate for Mr Kennedy in July 2017 and reappointed Executive Director in September 2018.



DIRECTORS' INTERESTS

The relevant interest of each Director in the shares and options of the Company as at 30 June 2024 is as follows:

	Ordinary Shares	Options over Ordinary Shares
Ernest Anthony Myers	3,900,715	40,500,000
Roy Barry Rushworth	146,335,610	101,000,000
Vesna Petrovic	8,913,043	40,500,000

DIRECTORS' MEETINGS

The numbers of meetings of Directors held during the year and the number of meetings attended by each Director were as follows:

	Directors' Meetings
Number of meetings held:	3
Number of meetings attended:	
Ernest Anthony Myers	3
Roy Barry Rushworth	3
Vesna Petrovic	3

Notes

Due to the size of the Board, communications between the members are very open with discussions regarding the Company's affairs discussed weekly either by email or phone so that all members of the Board are aware of the current state of affairs. The Directors discussed and agreed various matters throughout the financial year which were resolved by circular resolution.



CORPORATE INFORMATION

Corporate structure

Pancontinental Energy NL (ACN 003 029 543) is a no liability Company incorporated and domiciled in Australia. The Company's registered office is 45 Ventnor Avenue, West Perth WA 6005.

Nature of operations and principal activities

The principal activity during the year of Entities within the Consolidated Entity was exploration for energy sources.

Business drivers are the key inputs and activities that drive the operational and financial results of a business. For a Company in the exploration stage, business drivers include the management of working capital and sensible capital investment decisions as well as technical excellence in sourcing, assessing and providing guidance for projects which will create value for the Entity and its Shareholders.

There have been no significant changes in the nature of those activities during the year.

Objectives

Objectives of the Group include:

- Continue exploration on the Company's current portfolio of permits;
- Extract value from the Company's asset base;
- Seek new ventures suitable for inclusion in the Group's asset structure;
- Manage risks involved in the exploration industry; and
- Maintain liquidity.

The Group's targets and strategies for meeting the above objectives include:

- Approve work programmes best suited for exploration success which are within the Company's financial capacity;
- Consider strategic alliances through joint ventures to minimise risks to the Group;
- Focus on cost cutting in all non-essential areas; and
- Review appropriate fundraising proposals.

Cents

Earnings per share

Basic earnings per share (0.03)

Diluted earnings per share (0.03)

The result from the financial year ended 30 June 2023 was a loss of \$1,870,559. The current financial year also produced a loss of \$2,338,436. The Company has always operated on a low cost and overhead model and continues to work carefully to decrease each and every discretionary and non-essential expenditure item as well as seeking reductions for essential expenditure.

Employees

The Consolidated Entity had three Directors, one CEO and one employee at 30 June 2024, (2023: three Directors and one employee). The Consolidated Entity employs the services of specialised consultants where and when needed.



OPERATING AND FINANCIAL REVIEW

Projects

Namibia PEL 87 – Offshore [75% interest]

In 2017, Pancontinental alongside its joint venture partners NAMCOR (10%) and Custos Investments (Pty) Ltd (Custos) (15%) formed the PEL 87 joint venture. Pancontinental holds a substantial 75% interest and is operator of the project. The licence is located offshore in the Orange Basin over Block 2713, which is 10,970 square kilometres in size.

Exploration carried out to date has discovered a Turbidite Fan complex of Aptian Age named Saturn. This structure covers a core area of more than 2,400 square kilometres with an overall area of about 4,000 square kilometres and holds significant oil potential.

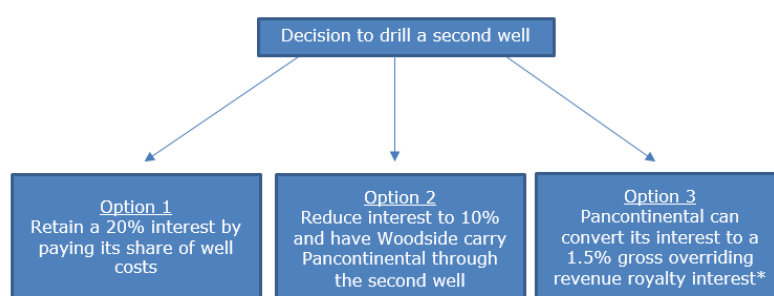
Namibia has been the exploration focus of the Company for over a decade. The technical and management teams at Pancontinental strongly believe in the prospectivity of the region and over the years have completed numerous exploration programmes in country.

Offshore Namibia has gained increased industry attention since February 2022 when two major oil discoveries were announced in the Orange Basin by Total and Shell.

During the previous reporting period, Pancontinental entered into an Option Deed (Deed) with a wholly owned subsidiary of Woodside Energy Group Ltd (Woodside). Under the terms of the Deed, Pancontinental granted to Woodside an exclusive option to acquire a 56% participating interest in Petroleum Exploration Licence 87, in return for Woodside fully funding a 3D seismic survey and paying Pancontinental US\$1.5 million. The 3D seismic survey was originally intended to cover an area of at least 5,000 km², at an estimated cost of US\$35 million, however the area was subsequently increased by Woodside to approximately 6,872 km², with no modification to the commercial terms of the Deed.

In the event that Woodside elects to exercise its option under the Deed, Pancontinental and Woodside will enter into a Farmout Agreement which will see Pancontinental fully carried for the drilling of an exploration well within PEL 87. Pancontinental will retain a 20% interest in the project, having entered into an option agreement with its existing joint venture partner Custos to acquire a 1% interest at an upfront cost of US\$1.5 million and an exercise fee of US\$1.0 million. Both the US\$1.5 million receivable from Woodside and the US\$1.5 million payable to Custos were settled during the previous reporting period.

After completion of the first exploration well, if the joint venture elects to drill a second well then under the terms of the Deed Pancontinental has various options, as presented in Figure 1 below.



**Exercisable at any time up to 60 days after the approval of any Development Plan*

Figure 1: Pancontinental options under Woodside Option Deed

Shortly after Pancontinental executed the Option Deed with a subsidiary of Woodside (announced 1 March 2023), seismic contractor PGS commenced 3D seismic acquisition and completed the survey on 23 May 2023, utilising its specialist vessel, the Ramform Titan.

The final survey area of 6,593 km² covers the core, and peripheral areas of the highly prospective Saturn Turbidite Complex. The survey took 83 days to complete, utilising the Ramform Titan, two supporting vessels and a total crew of 90 specialists, plus shore support staff.



After receipt of the final 3D prestack depth migrated seismic volume from processing contractor CGG in January 2024, comprehensive interpretation of the 6,593 km² 3D seismic dataset commenced. Early interpretation findings identified a variety of Cretaceous hydrocarbon play concepts, however work is ongoing due to the significant amount of interpretation and analysis that is required.

The forward work program is focused on detailed seismic interpretation of key geological sequence boundaries to identify potential reservoir depositional systems and fairways. Quantitative Interpretation of exploration leads within those fairways will be undertaken, principally being AVO analysis which is regarded by Pancontinental as a likely key determinant for ranking of exploration leads and upgrading of leads to prospect status.

As reported by the Company on 30 April 2024, the long stop date by which Woodside Energy must exercise its option to farm in to PEL 87 (by committing to drill an exploration well) will be 180 days from the date upon which the PEL 87 Joint Venture provides to Woodside a license (Seismic License) to hold ongoing rights to the PEL 87 3D seismic data. Pancontinental and Woodside are working to finalise the Seismic License with the Namibian authorities so that the long stop date can be established as soon as possible.

In the meantime, Woodside is undertaking its own technical analysis of the seismic data in parallel with Pancontinental, and the Company notes that Woodside does have the right to exercise its option at any time prior to the long stop date (establishment of the Seismic License not being a pre-requisite).

As announced on 19 January 2024, the Company's application to the Namibian Ministry of Mines and Energy to extend the PEL 87 permit into the first renewal exploration period, to run from 23 January 2024 to 22 January 2026, has been approved. The approval was granted with an exemption from the 50% relinquishment obligation at the end of the initial period. This exemption ensures that the full areal extent of PEL 87 (10,970 km²) is preserved, with Pancontinental and partners retaining a very significant footprint of prime exploration acreage within the Namibian Orange Basin exploration hotspot.

Queensland Australia ATP 920 & 924 [20-25% earning interest]

During 2019, Australian assets were added to the Company's exploration portfolio. This was achieved by the Company farming into the Meeba Project, Onshore Queensland. The Company signed agreements to acquire two large exploration permits, ATP 920 and ATP 924 (Ace area) in the Cooper Basin. The agreement was executed with the Operator of the permits Key Petroleum Cooper Basin Pty Ltd, a wholly owned subsidiary of ASX listed Key Petroleum Limited.

Operator Key Petroleum Limited submitted renewal applications for ATP 920 and ATP 924 which are awaiting renewal approvals by the Department of Resources.

Corporate

Africa Oil Week

Representatives of Pancontinental participated in the Africa Oil Week conference, held in Cape Town 9 to 13 October 2023. While in Cape Town the PEL 87 Joint Venture participants conducted in-person Operating Committee and Technical Advisory Committee meetings with Joint Venture Partners and the Ministry of Mines and Energy of Namibia.

General Meeting

A General Meeting of Shareholders was held on 25 July 2023. The resolutions covered ratification of shares and options, Director participation in the March 2023 placement, and issue of incentive options to Directors. All resolutions put to the meeting were passed on a poll.

Annual General Meeting

Pancontinental's Annual General Meeting of shareholders was held on 27 November 2023. All resolutions put to the meeting; the remuneration report, re-election of director and approval of listing rule 7.1A mandate were passed on a poll.

Results can be found following the below link:

<https://cdn-api.markitdigital.com/apiman-gateway/ASX/asx-research/1.0/file/2924-02745908-6A1183059>



Annual Report

The Company's 2023 annual report was lodged during the reporting period. A copy of the report can be found following the below link:

<https://cdn-api.markitdigital.com/apiman-gateway/ASX/asx-research/1.0/file/2924-02730983-6A1176676>

Windhoek Visit

Representatives of Pancontinental visited Windhoek, Namibia, during the week commencing 22 April 2024 to meet with joint venture partners, the Ministry of Mines & Energy, and to attend the Namibian International Energy Conference.

Board & Management Changes

During the March 2024 quarter, Pancontinental appointed Advisor to the Board, Mr Iain Smith, as Chief Executive Officer effective from 18 March 2024. A key component of his remuneration package was the award of 40,000,000 incentive share options (refer to announcement of 18 March 2024 for details). Coincident with Iain's appointment, director Barry Rushworth elected to reduce his executive responsibilities to the Company and now acts as Non-Executive Director.

Change of Share Registry Details

As of Monday, 4 March 2024, the provider of shareholder registry services for the Company changed from Advanced Share Registry Limited to Automic Pty Ltd. The new Share Registry contact details are as follows:

Automic

Level 5, 126 Phillip Street

Sydney NSW 2000

GPO Box 5193

Sydney NSW 2001

Change of Registered Office & Address

As announced on 2 April 2024, Pancontinental changed its registered office and principal place of business to the following address:

Office address

45 Ventnor Avenue

West Perth

WA 6005

Mailing address

PO Box 1154

West Perth

WA 6872

Telephone: (08) 6363 7090

Fax: (08) 6363 7099

Liquidity and Funding

During the financial year, Pancontinental raised \$40,000 from the issue of 4,000,000 ordinary shares to Directors upon approval by Shareholders in General Meeting.

In addition, the Company received:

- \$24,000 from the conversion of 2,000,000 listed options at \$0.012 to ordinary shares;
- \$87,000 from the conversion of 7,250,000 listed options at \$0.012 to ordinary shares;
- \$600,000 from the conversion of 50,000,000 listed options at \$0.012 to ordinary shares; and
- \$2,400 from the conversion of 200,000 listed options at \$0.012 to ordinary shares.

New Ventures

The Company is continually searching for, and evaluating new ventures that could be pursued to complement the Company's existing portfolio of exploration assets.



Group Overview

Pancontinental Energy NL was incorporated in 1985 and listed on the Australian Securities Exchange in 1986.

The Pancontinental Group is comprised of the Parent Company along with three subsidiary companies.

Dynamics of the Business

The Company is continually working on development of its existing projects and evaluates emerging opportunities as they become available. While the Company's main focus has been in Africa, the technical team is open to jurisdictions outside of Africa if they are compatible with the strengths of the team at Pancontinental.

Performance Indicators

The Board closely monitors and discusses the Group's operating plans, financial budget and overall performance as well as the Company's share price on a regular basis.

The underlying drivers which contribute to the Company's performance and that can be managed internally include a disciplined approach to reducing the Group's non-essential costs and allocating funds to those areas which will add shareholder value. The Company's share price is used as a performance indicator however, the share price is not entirely indicative of a Company's performance and can be influenced by factors outside the control of Management and the Board such as market conditions.

Operating Results for the Year

Summarised operating results are as follows:

	2024	
	Revenues	Results
	\$	\$
Non-segment and unallocated revenues and results	54,250	(2,338,436)
Consolidated Entity revenues and results from ordinary activities before income tax expense	54,250	(2,338,436)

This financial years' result is a loss of \$2,338,436. Management has worked carefully to reduce all costs where possible. For essential items crucial to running the business, reductions have been sought. Non-essential and discretionary expenditure has been reduced as much as possible. There are 3 Directors, a CEO and one Employee who carry out the day-to-day operations of the Company. Specialist consultants are engaged when required.

Shareholder Returns

The Group is in the exploration phase and so returns to Shareholders are primarily measured through capital growth.

	2024	2023	2022	2021	2020
Profit /(Loss) attributable to owners of the Company	(2,338,436)	(1,870,559)	(823,179)	(788,165)	(4,463,850)
Basic earnings per share (cents)	(0.03)	(0.02)	(0.01)	(0.01)	(0.08)
Share price	\$0.022	\$0.012	\$0.001	\$0.001	\$0.001

Net Loss amounts have been calculated in accordance with Australian Accounting Standards.



Risk Management

Risk management at Pancontinental begins with the Board who delegate authority throughout the organisation. The Board monitors, identifies, analyses and responds to any risks that will impact the Company in realising its strategic direction as well as potential risks that are perhaps not expected, but could cause a disruption.

Risk management is a day-to-day part of the business which is considered in all decision making. Project management, financial planning, corporate actions, strategic partnerships, conducting business abroad and the like. The process of identifying and analysing risk factors includes both quantitative and qualitative factors. The Board is responsible for ensuring that risks and opportunities are identified on a timely basis and that the Group's objectives and activities are able to continue without disturbance.

The Group believes that it is crucial for all Board members to be a part of this process and as such the Board has not established a separate Risk Management Committee. The Board has identified business risks specific to Pancontinental and the industry it operates in. These include:

Operating Risks

- **Health and Safety** – The safety and health of the people at Pancontinental is paramount. The physical and mental wellbeing of its Directors and Employees is crucial to the Company achieving success. For example, during the COVID-19 pandemic, the Company protected its workers while continuing business operations by adhering to recommended guidelines to prevent the spread of the virus including restricted travel, alternative office access options, provision of hygiene consumables and social distancing.
- **Joint Venture Operators** - Currently some of Pancontinental's assets are managed by Joint Venture Operators who are responsible for the day-to-day operation of the permits. As such, regular review of Joint Venture activities is crucial in safeguarding the assets of the Company.
- **Foreign Jurisdictions** - Conducting business in foreign jurisdictions carries with it a risk of change in business, legal, tax, accounting, political, environmental and technical practices which may have a material effect on the Company.
- **Loss of Key Data** – Pancontinental has a tried and tested backup system of all its data. The Company is confident that no unauthorised access could compromise key data. However, there is still a level of risk involved due to cyber-attacks or outages. If there was a violation it could cause serious business interruption such as loss of data, damage to the data system and privacy breaches. In recent years, the Company moved to a cloud-based system which provides for ease of remote access for Staff and faster recovery in the event of an attack or outage.

Financial Risks

- **Access to Funding** – In the past, Pancontinental has funded its operations by several means; funds received from the divestment of project areas, investment partner expenditure on the Company's behalf (carried expenditure) and equity markets. Volatility in capital markets or the exploration industry could limit the Company's access to future funding. The Company continues to seek partnering opportunities such as those negotiated in the past which have allowed the Company to participate in multi-million-dollar exploration programs such as drilling exploration wells in Kenya and Namibia.
- **Market Prices** - Oil and gas price volatility as well as currency fluctuations in Australian and United States dollars. Commodity prices and foreign exchange rates are subject to global economic forces. Although the Company is not in production and there is not a material business risk in that regard, the Company's operations are affected due to exploration budgets and overall activity in the exploration sector.



Strategic Risks

- **Climate Change Risk** - Certain research has shown that the global climate is changing and may continue to change. Extreme weather events such as flooding and drought are thought to be increasing in severity and frequency. As such, this affects the planning and day to day running of businesses and industry. Pancontinental will consider climate change risk in its everyday business decisions and how it can adapt to changing conditions believed to be caused by climate change. Governments, regulators, lenders and investors are becoming more and more interested in how companies are managing the impacts of climate change. Pancontinental may be impacted by increased regulation and costs associated with climate change. Climate change risk is discussed in detail in the following section.
- **Extraordinary Events** - Extraordinary events such as the COVID-19 pandemic. The Company may be affected by future events similar to those experienced during the COVID-19 pandemic which affected lives and businesses worldwide. The Company must be prepared to again act quickly should a similar situation arise.
- **Regulatory Change** - Pancontinental's operations and finances may be affected by a change to government policy, regulations or legislation. Unexpected changes may impact longer term projects and their viability to provide returns for shareholders.
- **Social Risks** - Social exposures may include diversity and inclusion and health and safety. Pancontinental has consistently exceeded the industry average for diversity.

The Group has advised each Director, Employee and Consultant that they must comply with a set of ethical standards maintaining appropriate core Company values and objectives. Such standards ensure shareholder value is delivered and maintained. Standards cover legal compliance, conflict resolution, privileged information and fair dealing.

The Board provides Shareholders with information using a Continuous Disclosure Policy which includes identifying matters which have a material effect on the underlying security price. ASX announcements, the web page of the Company and other media resources are used to convey such information. The Board encourages full participation by Shareholders at the Annual General Meeting and Shareholders are requested to vote on Board and Executive remuneration aggregates, as well as Employee Incentive Schemes. All resolutions put to a meeting are voted on by a poll.

The Company's Board prevents the occurrence of risks by undertaking regular reviews of the Group's business practices to identify potential risks. Techniques used for identifying risks include:

- Evaluating each function of the business and identifying anything that could have a negative impact on the Group's operations;
- Reviewing records to identify previous issues that could have a current impact;
- Considering any external risks that could affect the Group; and
- Consulting with Employees and independent contractors as well as auditors to identify risks and in turn implement risk prevention measures.

Once potential risks have been identified, managing risks involves developing cost effective options on how to best to deal with the risks. Risks can be:

- **Avoided** - by changing business processes or equipment to achieve a similar outcome with less risk;
- **Reduced** - if a risk can't be avoided the Group can reduce its likelihood and consequence. This could include Staff training, documenting procedures and policies, complying with legislation, maintaining equipment, practicing emergency procedures, keeping records safely secured and contingency planning;
- **Transferred** - transfer some or all of the risk to another party through contracting, insurance, partnerships or joint ventures; and
- **Accepted** - this may be the only option.

The continued monitoring of risk within the Group is directed at evaluating:

- The effectiveness and efficiency of operations;
- The reliability of financial and management internal processes and reporting; and
- Compliance with laws and regulations

to enable the Group to safeguard its assets.



Climate Change

Pancontinental is mindful of the developing and continued interest of stakeholders in climate change issues. Climate risk has evolved to become an important consideration in investment and corporate strategic decisions. It is now widely recognised as a critical risk to business, industry and capital markets. So much so, that the guidance recommends that listed companies consider disclosing climate change risk separately to other general risk categories, which is what Pancontinental has adopted.

The G20 Financial Stability Board established the Task Force on Climate-related Financial Disclosures ("TCFD") which is an industry-led task force that has published recommendations for financial report preparers to assist in providing investors the most relevant climate change disclosures. The Company has utilised the publication as a guide in providing our stakeholders with the appropriate information in this regard.

The TCFD structured its recommendations around four thematic areas that represent core elements of how organisations operate: governance, strategy, risk management and metrics and targets. The four recommendations are supported by recommended disclosures that build out the framework that will help investors and others understand how the reporting organisation has assessed climate-related risks and opportunities.

The voluntary disclosure recommendations issued by the TCFD are specifically designed to help companies produce information that is useful for investors (among others).

Climate change risk, as defined by the TCFD falls into two main categories; risks related to the transition to a lower-carbon economy and risks related to the physical impacts of climate change:

- 1. Transition risks** – transitioning to a lower-carbon economy may entail extensive policy, legal, technology and market changes to address mitigation and adaption requirements related to climate change.
- 2. Physical risks** – physical risks resulting from climate change can be acute or chronic. Acute physical risks refer to those that are event-driven, including increased severity of extreme weather events, such as cyclones or floods. Chronic physical risks refer to longer-term shifts in climate patterns.

In addition to risks, climate change can also bring about opportunities. Companies will need to consider that with any change, opportunities can arise.

Pancontinental will continue to use the recommendations of the TCFD as a reference for climate change related disclosures which we expect to continue to evolve over the coming years.

Recommended Disclosures	Pancontinental Commentary
Governance The organisation's governance around climate-related risks and opportunities.	
a) Describe the Board's oversight of climate-related risks and opportunities.	The Board considers those matters that would ordinarily be the responsibility of a Risk Committee as they believe it is crucial for all Board members to be a part of this process. The Board assess risks (including climate-related risks) as part of the ordinary course of business activities such as strategic planning, promotion, budgets, mergers and acquisitions, strategic partnerships, legislative changes and conducting business abroad. Each Board Meeting is used as a platform for the review and assessment of the Company's material risk profile, including climate risk.
b) Describe Management's role in assessing and managing climate-related risks and opportunities.	As above.
Strategy The actual and potential impacts of climate-related risks and opportunities on the organisation's businesses, strategy and financial planning, where such information is material.	
a) Describe the climate-related risks and opportunities the organisation has identified over the short, medium, and long term.	1. Transition risks: <ul style="list-style-type: none"> Transition changes may affect regulatory bodies in the countries Pancontinental holds exploration properties, which may delay approval of documents, in turn delaying planned work programmes [Short, medium and long term risk];



	<ul style="list-style-type: none"> • Transitioning to a low carbon economy may bring with it costs for new technology, training, property, plant and equipment, additional insurance and general operating costs [Short, medium and long term risk]; • During the transition phase companies in the industry may also utilise their capital reserves to invest in low carbon alternatives, leaving less of a budget for farmins and other asset deals within the industry [Short, medium and long term risk]; and • Increased shareholder activism which may divert Company funds or delay planned project activity. [Short and medium risk]; <p>2. Physical risks:</p> <ul style="list-style-type: none"> • Extreme weather events may affect exploration activities on the ground with delays having the potential to have a financial impact on the Company and its operations [Short, medium and long term risk]; • Damage to property caused by floods or the like may lead to the early write off of certain assets [Short, medium and long term risk]; and • Physical climate change events may have an impact on staffing levels, both at corporate and operational levels [Short, medium and long term risk]. <p>3. Opportunities</p> <ul style="list-style-type: none"> • Revenue opportunities for the Company may result from the increased demand for low emissions products and processes should the Company be able to acquire new technology. [Medium and long term opportunity]; • A low emissions environment may bring about new and emerging markets where the Company may be able to source capital. [Short, medium and long term opportunity].
b) Describe the impact of climate-related risks and opportunities on the organisation's businesses, strategy and financial planning.	Described in (a) above.
c) Describe the resilience of the organisation's strategy, taking into consideration different climate-related scenarios, including a 2°C or lower scenario.	<p>The organisation's strategy towards climate change is appropriate as the Company is in the exploration stage and does not have any material greenhouse gas emissions and the climate change risks it has are based on future events that may or may not occur.</p> <p>The Company consumes the following limited energy sources:</p> <ul style="list-style-type: none"> • Electricity in the shared office - the Company does not have control of the electricity source and whether it can be replaced with 100% renewable energy due to its tenant status; • Waste disposal – the shared office produces minimal waste to be disposed of and with a move towards a paperless office this form of energy consumption will decrease even further. The Company does not have control over the waste recycling due to its tenant status; • Travel – Since the COVID-19 pandemic the Company utilises the use of video conferencing more frequently, reducing the need for travel and associated emissions.



	Should the circumstances of the Company change, so too would the organisation's strategy. If the Company were to produce material greenhouse gases it would then be appropriate for the Company to implement an annual target for the reduction of such emissions and report against those annually.
Risk Management	
The processes used by the organisation to identify, assess, and manage climate-related risks.	
a) Describe the organisation's processes for identifying and assessing climate-related risks.	Refer to the Risk Management section preceding this Climate Change section of the annual report for a detailed description of how the Company identifies risk (including climate risk) and the processes for dealing with the risk.
b) Describe the organisation's processes for managing climate-related risks.	
c) Describe how processes for identifying, assessing, and managing climate-related risks are integrated into the organisation's overall risk management.	As climate change is an emerging area, the Directors, as always have the option of engaging external specialists to assist with an understanding of definitions, impacts and materiality of the climate risk issue, should the need arise.
Metrics and Targets	
The metrics and targets used to assess and manage relevant climate-related risks and opportunities.	
a) Disclose the metrics used by the organisation to assess climate-related risks and opportunities in line with its strategy and risk management process.	Refer to Strategy part (c).
b) Disclose Scope 1, Scope 2, and, if appropriate, Scope 3 greenhouse gas (GHG) emissions, and the related risks.	As the Company is in the exploration stage, the calculation of emissions data is not relevant.
c) Describe the targets used by the organisation to manage climate-related risks and opportunities and performance against targets.	Refer to Strategy part (c).



Investments for Future Performance

The Board is continually assessing the Company's assets and considering how it could position itself to execute its growth strategy which is aimed at enhancing shareholder value while utilising the expertise and experience of its Board and personnel.

During the previous financial year, Pancontinental announced that its wholly owned subsidiary Pancontinental Orange Pty Ltd had entered into an Option Deed with Woodside Energy (GOM), Inc, a wholly owned subsidiary of Woodside Energy Group Ltd whereby Pancontinental granted Woodside an exclusive option to acquire a 56% Participating Interest in PEL 87, in consideration for Woodside paying for a 3D seismic survey covering an area of at least 5,000 square kilometres within the area the subject of PEL 87 at an estimated cost of US\$ 35 million and also paying Pancontinental US\$1.5 million.

Woodside has a period of at least 180 days after the delivery of the seismic survey data and seismic licence to exercise that option.

If Woodside exercises the option, then Woodside and Pancontinental have agreed to enter into a farmout agreement whereby Woodside will carry the existing joint venture during the drilling of the first exploration well to be drilled on the licence area after the completion of the seismic survey.

To ensure Pancontinental retains at least a 20% interest in the project if Woodside exercises its option, Pancontinental has, for a consideration of US\$1.5 million, entered into an option agreement with Custos Investments (Pty) Ltd to acquire a 1% interest from Custos by paying Custos a further US\$1million. This option is exercisable by Pancontinental within a similar time period as Woodside's option. Pancontinental will retain a 20% interest during the drilling of the well.

If the joint venture decides to drill a second well then Pancontinental may:

- (i) retain its 20% interest but must pay its share of well costs;
- (ii) reduce its interest to a 10% Participating Interest and have Woodside carry Pancontinental through the cost of the second well; or
- (iii) at any time up to 60 days after the approval of any Development Plan, convert its interest to a 1.5% gross overriding revenue royalty interest.

Upon Woodside's election to exercise its option, Woodside will pay Pancontinental approximately US\$2.5 million, of which approximately US\$1.5 million is reimbursement of a portion of Pancontinental's past costs.

The Company sees the Option Deed with Woodside as a valuable investment for the future performance of the Company.

Review of Financial Condition

Capital Structure

The Company's current capital structure is as follows:

Share Capital	Number of shares	\$
Balance at end of financial year	8,131,585,866	119,471,262
Unlisted Options on Issue	Number of options	\$
Balance at end of financial year	310,000,000	2,250,000
Listed Options on Issue	Number of options	\$
Balance at end of financial year	492,549,998	-

Listed options have no value in the general ledger due to the options being free attaching options.



Treasury Policy

The Board has not considered it necessary to establish a separate treasury function because of the size and scope of the Group's activities.

Liquidity and Funding

During the financial year, Pancontinental raised \$40,000 from the issue of 4,000,000 ordinary shares to Directors upon approval by Shareholders in General Meeting.

In addition, the Company received:

- \$24,000 from the conversion of 2,000,000 listed options at \$0.012 to ordinary shares;
- \$87,000 from the conversion of 7,250,000 listed options at \$0.012 to ordinary shares;
- \$600,000 from the conversion of 50,000,000 listed options at \$0.012 to ordinary shares; and
- \$2,400 from the conversion of 200,000 listed options at \$0.012 to ordinary shares.



SHARE OPTIONS

Unissued shares under unlisted options

As at 30 June 2023, there were 230,000,000 ordinary shares under unlisted options issued to Directors, Employees, Consultants and Advisors.

In July 2023, the Company granted unlisted options to certain eligible participants of the Company's Incentives Awards Plan.

Key terms of the option issues include:

Type of Security	Unquoted options
Type of Award	Each option is exercisable, before its expiry date, into one fully paid, ordinary share in the Company
Number of Awards Granted	Director Ernest Anthony Myers – 40,000,000 Director Vesna Petrovic – 20,000,000 (approval for the issue of options to directors was granted at the General Meeting held 25 July 2023)
Exercise Price	\$0.0145 per option
Vesting Condition	Remain a director for 3 months from date of grant
Expiry of Options	28 July 2027

In March 2024, the Company granted unlisted options to new CEO Iain Smith.

Key terms of the options are as follows:

Type of Security	Unquoted options
Type of Award	Each option is exercisable, before its expiry date, into one fully paid, ordinary share in the Company
Number of Awards Granted	CEO Iain Peter Smith – 40,000,000
Exercise Price	\$0.035 per option
Vesting Condition	20,000,000 options vest 18 March 2024 20,000,000 options vest 18 September 2024
Expiry of Options	18 March 2028

In June 2024, 20,000,000 unlisted options (PCLAD) were converted into 13,913,043 PCL ordinary shares at a notional price of \$0.007 per share via the cashless exercise facility of the employee Incentive Awards Plan by Vesna Petrovic.

The above movements resulted in a closing balance for the unissued shares under unlisted options of 310,000,000.

Post year end, Pancontinental issued unlisted options to Salient Corporate Pty Ltd for ongoing consulting services.

Key terms of the unlisted options are as follows:

Type of Security	Unquoted options. Each option is exercisable, before its expiry date, into one fully paid, ordinary share in the Company.
Number	50,000,000
Exercise Price	\$0.035 per option
Expiry	12 August 2028

Unissued shares under listed options

In the previous financial year, 549,999,998 listed options exercisable at \$0.012 each and with an expiry date of 8 August 2025 were issued. The options were free attaching options issued under a prospectus to participants in the two placements which were concluded during the previous financial year. Included in the total are also 100,000,000 broker options which were also issued under the same conditions.

In August 2023, free attaching listed options were issued to Directors who participated in the placements during the 2023 financial year. Total listed options issued to Directors was 2,000,000.



In addition, during the financial year, the Company received and processed requests for the conversion of 59,450,000 PCLO listed options into PCL ordinary shares at \$0.012.

The above movements resulted in a closing balance for the unissued shares under listed options of 492,549,998.

Shares issued as a result of the exercise of listed options

There were 59,450,000 ordinary shares issued as a result of the exercise of listed options priced at \$0.012 during the financial year. The conversion of listed options raised \$713,400 for the Company.

SIGNIFICANT CHANGES IN THE STATE OF AFFAIRS

No significant changes in the state of affairs of the Company occurred during the financial year.

SIGNIFICANT EVENTS AFTER THE BALANCE DATE

On 13 August 2024, Pancontinental issued unlisted options to Salient Corporate Pty Ltd for ongoing consulting services.

Key terms of the unlisted options are as follows:

Type of Security	Unquoted options. Each option is exercisable, before its expiry date, into one fully paid, ordinary share in the Company.
Number	50,000,000
Exercise Price	\$0.035 per option
Expiry	12 August 2028

Other than the matters discussed above, there has not arisen in the interval between the end of the financial year and the date of this report any item, transaction or event of a material and unusual nature likely, in the opinion of Directors of the Company, to affect significantly the operations of the Group, the results of those operations, or the state of affairs of the Group, in future financial years.

LIKELY DEVELOPMENTS AND EXPECTED RESULTS

The economic Entity expects to maintain the present status and level of operations and hence currently there are no likely developments in the Entity's operations.

As detailed in the *Investments for Future Performance* section above, if Woodside exercises the option then Woodside and Pancontinental have agreed to enter into a farmout agreement whereby Woodside will carry the existing joint venture during the drilling of the first exploration well to be drilled on the licence area after the completion of the seismic survey.

ENVIRONMENTAL REGULATION AND PERFORMANCE

Pancontinental is committed to complying with any requirement for environmental management in any jurisdiction and country that it operates.

Currently some of Pancontinental's assets are managed by Joint Venture Operators who are responsible for the day-to-day operations of the permits. As such, regular review of the Joint Venture activities is crucial in safeguarding the assets of the Company. Technical and financial executives review the work programmes and budgets in place to ensure compliance with approved documents. Updates on operational activities that are provided by the Joint Venture partners are reviewed and will include any environmental operational issues if applicable.



INDEMNIFICATION AND INSURANCE OF DIRECTORS AND OFFICERS

Since the end of the previous financial year, the Company has paid insurance premiums in respect of Directors' and Officers' liability and legal expenses insurance contracts. The Directors have not included details of the nature of the liabilities covered or the amount of the premium paid in respect of the Directors and Officers and legal expenses insurance contracts as such disclosure is prohibited under the terms of the contract. The premiums were paid in respect of the following Officers of the Company and its Controlled Entities:

EA Myers, RB Rushworth, V Petrovic and IP Smith.

NON-AUDIT SERVICES

During the year, the Company's auditors performed certain other services in addition to the audit and review of the financial statements. The Board has considered the non-audit services provided during the year by the auditor and is satisfied that the provision of those non-audit services during the year by the auditor is compatible with, and did not compromise, the auditor independence requirements of the *Corporations Act 2001* for the following reasons:

- All non-audit services were subject to the Corporate Governance procedures adopted by the Group; and
- The non-audit services provided do not undermine the general principles relating to auditor independence as set out in APES 110 Code of Ethics for Professional Accountants, as they did not involve reviewing or auditing the auditor's own work, acting in a management or decision-making capacity for the Group, acting as an advocate for the Group or jointly sharing risks and rewards.

Details of the amounts paid to the auditor of the Group is set out below:

Amounts received or due and receivable by In.Corp Audit & Assurance Pty Ltd (formerly Rothsay Audit & Assurance Pty Ltd) for:

– an audit or review of the Financial Report of the Entity and any other Entity in the Consolidated Entity	41,000	40,500
– tax compliance services in relation to the Entity and any other Entity in the Consolidated Entity	11,025	16,900
	52,025	57,400



REMUNERATION REPORT (Audited)

This report outlines the remuneration arrangements in place for Directors and Executives of Pancontinental Energy NL ("the Company").

Remuneration philosophy

A description of the remuneration structures in place are as follows:

The Non-Executive Directors receive a fixed fee for their services. If additional duties are performed by the Non-Executive Directors they are remunerated at market rates. The Chief Executive Officer receives a fixed fee for his respective executive services. Executive Directors are paid a salary. Directors do not receive any termination or retirement benefits.

Remuneration Committee

The full Board carries out the role of the Remuneration Committee.

Remuneration structure

In accordance with best practice corporate governance, the structure of Non-Executive and Executive remuneration is separate and distinct.

Non-Executive Director remuneration

Objective

The Board seeks to set aggregate remuneration at a level which provides the Company with the ability to attract and retain Directors of the highest calibre, whilst incurring a cost which is acceptable to Shareholders.

Structure

The Constitution and the ASX Listing Rules specify that the aggregate fees of Non-Executive Directors shall be determined from time to time by a general meeting. An amount not exceeding the amount determined is then divided between the Directors as agreed. The latest determination was at the Annual General Meeting held on 29 November 2007 when Shareholders approved an aggregate remuneration of \$400,000 per year. The amount of aggregate remuneration sought to be approved by Shareholders and the manner in which it is apportioned amongst Directors is reviewed annually. The Board considers advice from external sources as well as the fees paid to Non-Executive Directors of comparable companies when undertaking reviews. The Non-Executive Directors of the Company can participate in Employee Option Incentive Schemes with Shareholder approval. The remuneration of Executive and Non-Executive Directors for the year ended 30 June 2024 is detailed in Table 1 of this report.

Executive Director and Management remuneration

Objective

The Board seeks to set aggregate remuneration at a level which provides the Company with the ability to attract and retain Executives of the highest calibre, whilst incurring a cost which is acceptable to Shareholders.

Structure

In determining the level and make up of Executive remuneration, the Board may take independent advice from external sources when necessary.

During the financial year, Mr Iain Smith was appointed as Chief Executive Officer, effective 18 March 2024. Mr Smith has provided advisory services to the Board since May 2023.

Details of Mr Smith's appointment are as follows:

Date of Commencement	18 March 2024
Term and Termination	No fixed term. One month's notice from either party
Fixed Annual Remuneration	\$200,000 inclusive of superannuation
Long Term Incentive Plan	40,000,000 incentive share options with exercise price equal to 3.5 cents per share. Options to vest as per schedule provided below, subject to continuation of employment. 20,000,000 options to vest on 18 September 2024. 20,000,000 options to vest on 18 March 2024.

The Board regularly reviews compensation levels to take into account market-related factors such as cost of living changes, any change to the scope of the role performed and any other relevant factors of influence.



Fixed remuneration

Objective

The level of fixed Directors' fees is set so as to provide a base level which is both appropriate to the position and is competitive in the market.

Structure

Fixed primary remuneration is paid on a cash basis and there are no fringe benefits or other costs incurred by the Company.

Table 1: Director and management remuneration for the year ended 30 June 2024

	Primary benefits Salary & Fees	Equity Options (Issued)	Super- annuation	Total	Value of options as proportion of Revenue
Henry David Kennedy (Non-Executive Chairman – retired December 2022)					
2024	-	-	-	-	-
2023	10,417	80,000	-	90,417	110.4%
Ernest Anthony Myers (Executive Chairman – from December 2022) (Executive Director, CEO – to December 2022)					
2024	120,000	600,000	13,200	733,200	1,106.0%
2023	101,669	-	10,675	112,344	0.0%
Roy Barry Rushworth (Non-Executive Director – from March 2024) (Executive Director, Technical – to March 2024)					
2024	140,000	-	-	140,000	0.0%
2023	183,332	400,000	-	583,332	552.3%
Vesna Petrovic (Executive Director, Company Secretary)					
2024	190,000	300,000	20,900	510,900	553.0%
2023	150,833	160,000	15,838	326,671	220.9%
Iain Peter Smith (Chief Executive Officer – from March 2024)					
2024	57,526	300,000	-	357,526	553.0%
2023	-	-	-	-	0.0%
Total Current Year Remuneration	507,526	1,200,000	34,100	1,741,626	

Table 2: Options granted as part of Director (as approved by Shareholders) and Management remuneration

2024

	Granted Number	Issue Date	Terms & Conditions for Each Grant		First Exercise Date	Last Exercise Date
			Value per option at grant date (\$)	Exercise Price per share (\$)		
Specified Directors and Management						
Ernest Anthony Myers	40,000,000	28 Jul 23	0.015	0.0145	28 Oct 23	28 Jul 27
Vesna Petrovic	20,000,000	28 Jul 23	0.015	0.0145	28 Oct 23	28 Jul 27
Iain Peter Smith	40,000,000	18 Mar 24	0.015	0.035	18 Mar 24	18 Mar 28
Total	100,000,000					



2023

	Granted Number	Issue Date	Terms & Conditions for Each Grant		First Exercise Date	Last Exercise Date
			Value per option at grant date (\$)	Exercise Price per share (\$)		
Specified Directors						
Henry David Kennedy	20,000,000	30 Dec 22	0.004	0.007	30 Mar 22	29 Dec 26
Roy Barry Rushworth	100,000,000	30 Dec 22	0.004	0.007	30 Mar 22	29 Dec 26
Vesna Petrovic	40,000,000	30 Dec 22	0.004	0.007	30 Mar 22	29 Dec 26
Total	160,000,000					

Over the past five years options granted as part of Director and Management remuneration have been valued using an appropriate option pricing model, in which the option exercise price, the current level and volatility of the underlying share price, the risk-free interest rate, expected dividends on the underlying shares, the current market price of the underlying shares and the expected life of the options are taken into account. See following table for further details.

Fair values of options:

The fair value of each option is estimated on the date of grant using an appropriate option pricing model.

	2024	2023	2022	2021	2020
Expected volatility	120%	120%	-	-	-
Risk-free interest rate	3.8 to 3.9%	3.63%	-	-	-
Expected life of option	4 years	4 years	-	-	-

Total number of unlisted options at 30 June 2024:

Number of options	Issue Date	Vesting Date	Expiry Date	Exercise Price	Weighted Average Fair Value
PCLAD 140,000,000	30 Dec 22	30 Mar 23	30 Dec 26	\$0.007	\$0.004
PCLAE 70,000,000	30 May 23	30 Aug 23	29 May 27	\$0.016	\$0.007
PCLAF 60,000,000	28 Jul 23	28 Oct 23	28 Jul 27	\$0.0145	\$0.015
PCLAA 40,000,000	18 Mar 24	18 Mar/Sep 24	18 Mar 28	\$0.035	\$0.015

Table 3 : Shareholdings of Specified Directors and Management

2024

Ordinary Shares held in Pancontinental Energy NL	Balance 1 July 2023	Acquisitions /Conversions /Opening Balance	Disposals	Balance 30 June 2024
Specified Directors and Management				
Ernest Anthony Myers	2,900,715	1,000,000	-	3,900,715
Roy Barry Rushworth	144,335,610	2,000,000	-	146,335,610
Vesna Petrovic	-	14,913,043	(6,000,000)	8,913,043
Iain Peter Smith	-	5,000,000	-	5,000,000
Total	147,236,325	22,913,043	(6,000,000)	164,149,368



2023

Ordinary Shares held in
Pancontinental Energy NL

Specified Directors

	Balance 1 July 2022	Acquisitions (Disposals)	Balance on Resignation	Balance 30 June 2023
Henry David Kennedy	643,824,491	15,000,000	(658,824,491)*	-
Ernest Anthony Myers	2,900,715	-	-	2,900,715
Roy Barry Rushworth	144,335,610	-	-	144,335,610
Total	791,060,816	15,000,000	(658,824,491)	147,236,325

*HD Kennedy resigned December 2022

Table 4 : Movement in Unlisted Option holdings of specified Directors and Management

2024

	Balance at beginning of period	Granted as Remuneration	Options (Exercised)/ (Expired)	Opening Balance /Net Change Other	Balance at end of period
	1 July 2023				30 June 2024
Specified Directors					
Ernest Anthony Myers	-	40,000,000	-	-	40,000,000
Roy Barry Rushworth	100,000,000	-	-	-	100,000,000
Vesna Petrovic	40,000,000	20,000,000	(20,000,000)	-	40,000,000
Iain Peter Smith	-	40,000,000	-	40,000,000*	80,000,000
Total	140,000,000	100,000,000	(20,000,000)	40,000,000	260,000,000

*IP Smith was issued 40,000,000 options on 15 May 2023 in his role as Board Advisor before being appointed as CEO on 18 March 2024

2023

	Balance at beginning of period	Granted as Remuneration	Options (Exercised)/ (Expired)	Balance on Resignation	Balance at end of period
	1 July 2022				30 June 2023
Specified Directors					
Henry David Kennedy	-	20,000,000	-	(20,000,000)	-
Ernest Anthony Myers	-	-	-	-	-
Roy Barry Rushworth	-	100,000,000	-	-	100,000,000
Vesna Petrovic	-	40,000,000	-	-	40,000,000
Total	-	160,000,000	-	(20,000,000)	140,000,000

Table 5 : Movement in Listed Option holdings of specified Directors and Management

2024

	Balance at beginning of period	Granted as Remuneration	Options (Exercised)/ (Expired)	Issued via Free Attachment	Balance at end of period
	1 July 2023				30 June 2024
Specified Directors					
Ernest Anthony Myers	-	-	-	500,000	500,000
Roy Barry Rushworth	-	-	-	1,000,000	1,000,000
Vesna Petrovic	-	-	-	500,000	500,000
Iain Peter Smith	-	-	-	2,500,000*	2,500,000
Total	-	-	-	4,500,000	4,500,000

* IP Smith held 2,500,000 listed options prior to his appointment as CEO on 18 March 2024

2023

The Directors for the 2023 financial year did not hold any listed options.



Company Performance

Company performance can be reflected in the movement of the Company's share price over time. As the Company is in an exploration phase, returns to Shareholders will primarily come through share price appreciation. The Board's strategy in achieving this aim is to acquire early-stage projects which can attract quality joint venture partners.

The Company has developed skills in the acquisition of quality projects and has also built strategic alliances with other companies to further develop its project portfolio.

Consequences of Performance on Shareholder Wealth

In considering the Group's performance and benefits for shareholder wealth, the Remuneration Committee have regard to the following indices in respect of the current financial year and the previous four financial years.

Return on Equity	2024	2023	2022	2021	2020
Share price at 30 June	\$0.022	\$0.012	\$0.001	\$0.001	\$0.001
Average equity	8,471,677	5,804,849	2,810,771	2,849,192	5,140,416
Net Profit /(Loss)	(2,338,436)	(1,870,559)	(823,179)	(788,165)	(4,463,850)
Return on Equity in %	(27.60)%	(32.22)%	(29.29)%	(27.66)%	(86.84)%

END OF REMUNERATION REPORT

AUDITOR'S INDEPENDENCE DECLARATION

The auditor independence declaration is set out on the following page and reviews part of the Directors' Report for the year ended 30 June 2024.

Signed in accordance with a resolution of the Directors.

EA Myers
Director

Perth 30 September 2024

AUDITOR'S INDEPENDENCE DECLARATION UNDER SECTION 307C OF THE CORPORATIONS ACT 2001

To the Directors of Pancontinental Energy NL

As lead auditor of Pancontinental Energy NL for the year ended 30 June 2024, I declare that, to the best of my knowledge and belief, there have been:

- no contraventions of the auditor independence requirements of the *Corporations Act 2001* in relation to the audit; and
- no contraventions of any applicable code of professional conduct in relation to the audit.

This declaration is in relation to Pancontinental Energy NL and the entities it controlled during the year.

In.Corp Audit & Assurance Pty Ltd
ABN 14 129 769 151

Level 1
6-10 O'Connell Street
SYDNEY NSW 2000

Suite 11, Level 1
4 Ventnor Avenue
WEST PERTH WA 6005

GPO BOX 542
SYDNEY NSW 2001

T +61 2 8999 1199
E team@incorpadvisory.au
W incorpadvisory.au

In.Corp Audit & Assurance Pty Ltd



Volha Romanchik
Partner

Sydney, 30 September 2024



The Company's 2024 Corporate Governance Statement is presented below and can also be accessed at <http://pancon.com.au/about-us/corporate-governance/>. The Statement has been approved by the Board of Pancontinental Energy NL and is current as at 30 September 2024. The Board does not view the Corporate Governance Statement as a compliance document but rather as an opportunity to demonstrate that they are cognisant of the importance of having proper and effective corporate governance arrangements and to communicate to stakeholders and the broader investment community Pancontinental's approach to corporate governance.

Pancontinental's Corporate Governance Statement outlines the Company's governance practices throughout the financial year and the extent of the Company's compliance, as at 30 June 2024 with the ASX Corporate Governance Council's fourth edition of Corporate Governance Principles and Recommendations.

The Company will regularly review its current practices to ensure they evolve with good practice methods recommended by regulatory bodies while taking into account factors such as the size, nature and activities of the Company.

Corporate Governance Council Recommendation followed by Pancontinental Energy NL Corporate Governance Comments	
PRINCIPLE 1 – LAY SOLID FOUNDATIONS FOR MANAGEMENT AND OVERSIGHT	
1.1	<p>A listed Entity should have and disclose a Board charter setting out:</p> <ul style="list-style-type: none"> (a) the respective roles and responsibilities of its Board and Management; and (b) those matters expressly reserved to the Board and those delegated to Management. <p>Adopted - Pancontinental has adopted a Board Charter which can be found on the Company's website at http://pancon.com.au/about-us/corporate-governance/. The Charter outlines the roles and responsibilities of Board and Management including the responsibilities of not only the Board as a whole but also the Chairman, Chief Executive Officer and Non-Executive / Independent Directors.</p>
1.2	<p>A listed Entity should:</p> <ul style="list-style-type: none"> (a) undertake appropriate checks before appointing a Director or Senior Executive or putting someone forward for election as a Director; and (b) provide security holders with all material information in its possession relevant to a decision on whether or not to elect or re-elect a Director. <p>Adopted – The Company's Nomination Committee Charter which has been disclosed on the Pancontinental website http://pancon.com.au/about-us/corporate-governance/ outlines the role of the Nomination Committee including the oversight of the Company's selection and appointment practices for Directors.</p> <p>As part of its Corporate Governance Manual, the Company has also adopted a Policy and Procedure for Selection and (Re)Appointment of Directors which can be found at http://pancon.com.au/about-us/corporate-governance/. The Policy and Procedure outlines the process for the evaluation and appointment of new Board members, as well as listing information that is required to be provided to Shareholders so that they may make an informed decision regarding the election of a proposed candidate.</p> <p>The Nomination Committee Charter empowers the Directors to engage external consultants for background checks on Directors and Executive Staff such as Employment Screening Australia who are a CrimTrac accredited information agent that adheres to the Australian Standard AS 4811-2006 Employment Screening.</p>
1.3	<p>A listed Entity should have a written agreement with each Director and Senior Executive setting out the terms of their appointment.</p> <p>Not Adopted – Mr Myers, Mr Rushworth, Ms Petrovic and Mr Smith do not currently have written contract agreements.</p>
1.4	<p>The Company Secretary of a listed Entity should be accountable directly to the Board, through the chair, on all matters to do with the proper functioning of the Board.</p>



	<p>Adopted – The Company Secretary is accountable to the Board through the Chairman on matters relating to the proper functioning of the Board.</p> <p>The Company Secretary completes and circulates Board papers, records minutes of the business discussed at Board Meetings and communicates with the Board on: governance matters, application of the Company's Constitution, the ASX Listing Rules and other relevant laws.</p>																
1.5	<p>A listed Entity should:</p> <ol style="list-style-type: none"> have and disclose a Diversity Policy; through its Board or a Committee of the Board set measurable objectives for achieving gender diversity in the composition of its Board, Senior Executives and workforce generally; and disclose in relation to each reporting period: <ol style="list-style-type: none"> the measurable objectives set for that period to achieve gender diversity; the Entity's progress towards achieving those objectives; and either: <ol style="list-style-type: none"> the respective proportions of men and women on the Board, in Senior Executive positions and across the whole workforce (including how the Entity has defined "Senior Executive" for these purposes); or if the Entity is a "relevant employer" under the Workplace Gender Equality Act, the Entity's most recent "Gender Equality Indicators", as defined in and published under that Act. 																
	<p>Adopted – Pancontinental has formally adopted a Diversity Policy which can be found at http://pancon.com.au/about-us/corporate-governance/</p> <p>Diversity – Board Composition</p> <p>The mix of skills and diversity for which the Company is looking to achieve in membership of the Board is one that is as diverse as practical given the size and scope of the Company's operations. In considering new member appointments, the Board evaluates the candidate's ability to actively participate in Board matters by exercising sensible business judgement and committing the time required to fulfil the role effectively so that the Company can move towards achieving its strategic goals.</p> <p>Diversity – Measurable Objectives</p> <p>The main objectives with regard to diversity include:</p> <ul style="list-style-type: none"> The Company's workforce composition to be as diverse as practicable with an aim to always achieve higher percentages than the industry average calculated by the Australian Government's Workplace Gender Equality Agency; To provide equal opportunities for all positions within the Group and continue the Group's commitment to employment based on merit; Periodic review of the Group's workforce structure and assessment of where and how improvements can be implemented incorporating greater diversity. <p>The above objectives set by the Company with regard to diversity have been met, as described below:</p> <ul style="list-style-type: none"> Blend of skills – wide range of backgrounds; geology, petroleum exploration, finance and corporate experience; Cultural backgrounds – Australian and European; Gender – both male and female, with the female percentage exceeding industry average for the year; and Age – the age range spans 28 years. <p>Diversity – Annual Reporting</p> <table border="1"> <thead> <tr> <th></th><th>2024</th><th>2023</th></tr> </thead> <tbody> <tr> <td>Board – to March 2024</td><td>33%</td><td>-</td></tr> <tr> <td>Board & Management – to Jun 2024</td><td>25%</td><td>-</td></tr> <tr> <td>Board – to Dec 2022</td><td>-</td><td>25%</td></tr> <tr> <td>Board – to Jun 2023</td><td>-</td><td>33%</td></tr> </tbody> </table>			2024	2023	Board – to March 2024	33%	-	Board & Management – to Jun 2024	25%	-	Board – to Dec 2022	-	25%	Board – to Jun 2023	-	33%
	2024	2023															
Board – to March 2024	33%	-															
Board & Management – to Jun 2024	25%	-															
Board – to Dec 2022	-	25%															
Board – to Jun 2023	-	33%															



	Employees	100%	100%
	Total Workforce – to Mar 2024	50%	-
	Total Workforce – to Jun 2024	40%	-
	Total Workforce – to Dec 2022	-	40%
	Total Workforce – to Jun 2023	-	50%
	The Australian Government’s Workplace Gender Equality Agency periodically releases statistics with regard to the gender composition of the Australian workforce by industry. With reference to its latest data, Pancontinental far exceeds the industry average of 22% of women. The Company believes that there are benefits to addressing diversity, equity and inclusion.		
1.6	<p>A listed Entity should:</p> <ul style="list-style-type: none">a) have and disclose a process for periodically evaluating the performance of the Board, its Committees and individual Directors; andb) disclose, for each reporting period whether a performance evaluation has been undertaken in accordance with that process during or in respect of that period. <p>Adopted – The Company’s website includes a policy with regard to the Process for Performance Evaluation which can be found at http://pancon.com.au/about-us/corporate-governance/</p> <p>During the reporting period a formal evaluation of the Board and its members was not carried out however the composition of the Board, its suitability to carry out the Company’s objectives and remuneration levels are reviewed on an as required basis.</p>		
1.7	<p>A listed Entity should:</p> <ul style="list-style-type: none">a) have and disclose a process for evaluating the performance of its Senior Executives at least once every reporting period; andb) disclose for each reporting period whether a performance evaluation has been undertaken in accordance with that process during or in respect of that period. <p>Adopted – The Company’s website includes a policy with regard to the process for performance evaluation which can be found at http://pancon.com.au/about-us/corporate-governance/</p> <p>With regard to the current financial reporting period, Mr Iain Smith was appointed CEO on 18 March 2024 and a formal evaluation was not carried out between his appointment date and the end of the reporting period.</p>		
PRINCIPLE 2 - STRUCTURE THE BOARD TO BE EFFECTIVE AND ADD VALUE			
2.1	<p>The Board of a listed Entity should:</p> <p>(a) have a Nomination Committee which:</p> <ul style="list-style-type: none">(1) has at least three members, a majority of whom are Independent Directors; and(2) is chaired by an Independent Director, and disclose:(3) the charter of the Committee;(4) the members of the Committee; and(5) as at the end of each reporting period, the number of times the Committee met throughout the period and the individual attendances of the members at those meetings; <p>or</p> <p>(b) if it does not have a Nomination Committee, disclose that fact and the processes it employs to address Board succession issues and to ensure that the Board has the appropriate balance of skills, knowledge, experience, independence and diversity to enable it to discharge its duties and responsibilities effectively.</p> <p>Not Adopted – The full Board fulfils the role of the Nomination Committee.</p> <p>The Board considers those matters that would ordinarily be the responsibility of a Nomination Committee and no separate meetings were held as the Nomination Committee during the year. The Board has adopted a Nomination Committee Charter which is disclosed on the Company’s website at http://pancon.com.au/about-us/corporate-governance/ The Charter as well as the Company’s Policy and Procedure for Selection and (Re) Appointment of Directors http://pancon.com.au/about-us/corporate-governance/ and Succession Plan Policy are applied when convening to discuss Nomination Committee matters.</p>		



	In assessing the Company’s diversity objectives, the composition of the Board is considered with regard to blend of skills, experience, independence and diversity. The Directors consider that the current Board has the appropriate balance to successfully carry out the duties required of them as Officers of the Company.																																											
2.2	A listed Entity should have and disclose a Board Skills Matrix setting out the mix of skills and diversity that the Board currently has or is looking to achieve in its membership.																																											
	<p>Adopted – The Board is seeking Directors who collectively have the skills, knowledge and experience to govern and direct the Company effectively. The below table shows the key skills and experience the Board as a whole possess.</p> <table><tr><th colspan="2">Board Expertise</th><th colspan="2">Board Experience</th></tr><tr><td>Commercial</td><td>•</td><td>Capital Raisings</td><td>•</td></tr><tr><td>Compliance</td><td>•</td><td>Company Promotion</td><td>•</td></tr><tr><td>Corporate</td><td>•</td><td>Financial Management</td><td>•</td></tr><tr><td>Ethics</td><td>•</td><td>Former Board Experience</td><td>•</td></tr><tr><td>Exploration</td><td>•</td><td>International Business</td><td>•</td></tr><tr><td>Finance</td><td>•</td><td>Listed Company Management</td><td>•</td></tr><tr><td>Geology</td><td>•</td><td>Mergers & Acquisitions</td><td>•</td></tr><tr><td>Governance</td><td>•</td><td>Mineral Exploration</td><td>•</td></tr><tr><td>Risk</td><td>•</td><td>Mineral Production</td><td>•</td></tr><tr><td>Strategy</td><td>•</td><td>Energy Exploration</td><td>•</td></tr></table> <p>Details of each of the Director’s qualifications are set out in the Directors’ Report. All of the Directors have substantial industry experience and consider themselves to be financially literate. Mr Myers and Ms Petrovic are qualified accountants and therefore meet the tests of financial expertise.</p> <p>Pancontinental acknowledges that the skills, knowledge and experience required on the Board will change as the Organisation evolves however under the current circumstances, the mix of expertise and experience identified above is beneficial in meeting the current challenges faced by the Group.</p>	Board Expertise		Board Experience		Commercial	•	Capital Raisings	•	Compliance	•	Company Promotion	•	Corporate	•	Financial Management	•	Ethics	•	Former Board Experience	•	Exploration	•	International Business	•	Finance	•	Listed Company Management	•	Geology	•	Mergers & Acquisitions	•	Governance	•	Mineral Exploration	•	Risk	•	Mineral Production	•	Strategy	•	Energy Exploration
Board Expertise		Board Experience																																										
Commercial	•	Capital Raisings	•																																									
Compliance	•	Company Promotion	•																																									
Corporate	•	Financial Management	•																																									
Ethics	•	Former Board Experience	•																																									
Exploration	•	International Business	•																																									
Finance	•	Listed Company Management	•																																									
Geology	•	Mergers & Acquisitions	•																																									
Governance	•	Mineral Exploration	•																																									
Risk	•	Mineral Production	•																																									
Strategy	•	Energy Exploration	•																																									
2.3	A listed Entity should disclose:																																											
	<p>(a) the names of the Directors considered by the Board to be Independent Directors;</p> <p>(b) if a Director has an interest, position or relationship of the type described in Box 2.3 but the Board is of the opinion that it does not compromise the independence of the Director, the nature of the interest, position or relationship in question and an explanation of why the Board is of that opinion; and</p> <p>(c) the length of service of each Director.</p> <p>Adopted – see table below.</p> <table><tr><th>Director</th><th>Position</th><th>Tenure</th><th>Independent</th></tr><tr><td>EA Myers</td><td>Executive Chairman</td><td>15 years</td><td>No – Executive Director</td></tr><tr><td>V Petrovic</td><td>Executive Director Company Secretary</td><td>6 years <small>(8 years since initial appointment)</small></td><td>No - Executive Director</td></tr><tr><td>RB Rushworth</td><td>Non-Executive Director</td><td>19 years</td><td>No – Executive Director</td></tr></table> <p>In considering the independence of Directors, the Board refers to the criteria for independence as set out in Box 2.3 of the ASX Corporate Governance Council’s fourth edition of Corporate Governance Principles and Recommendations. To the extent that it is necessary for the Board to consider issues of materiality, the Board refers to the thresholds for qualitative and quantitative</p>	Director	Position	Tenure	Independent	EA Myers	Executive Chairman	15 years	No – Executive Director	V Petrovic	Executive Director Company Secretary	6 years <small>(8 years since initial appointment)</small>	No - Executive Director	RB Rushworth	Non-Executive Director	19 years	No – Executive Director																											
Director	Position	Tenure	Independent																																									
EA Myers	Executive Chairman	15 years	No – Executive Director																																									
V Petrovic	Executive Director Company Secretary	6 years <small>(8 years since initial appointment)</small>	No - Executive Director																																									
RB Rushworth	Non-Executive Director	19 years	No – Executive Director																																									



	<p>materiality as adopted by the Board and contained in the Board Charter, which is disclosed on the Company's website.</p> <p>Box 2.3's independence criteria has been applied in the above table and although no Directors are considered to be independent, the Board believes its current composition is in line with the long-term interests of Shareholders. The Board also acknowledges the need for independent judgement on all Board decisions, irrespective of each individual Director's independence and as such has implemented a Policy on Independent Professional Advice.</p>
2.4	<p>A majority of the Board of a listed Entity should be Independent Directors.</p> <p>Not Adopted – No Director is considered to be independent.</p> <p>The Board acknowledges Recommendation 2.4 in that the majority of the Board of a listed Entity should be Independent Directors, however the Board is of the belief that each area of expertise required for a Company of Pancontinental's size is well represented and that there are long term benefits to be gained from the current combination of Directors' skills, experience and expertise. Although the Board of Directors are able to exercise objective business judgement, a Policy on Independent Professional Advice has been implemented to assist if required. If a Director considers it necessary to obtain professional advice to properly discharge the responsibility for their office as a Director, then the Company will pay reasonable expenses associated with obtaining such advice.</p>
2.5	<p>The Chair of the Board of a listed Entity should be an Independent Director and, in particular, should not be the same person as the CEO of the Entity.</p> <p>Not Adopted – Leadership of the Board rests with the Chairman who oversees its operation ensuring that it is run effectively. The Board believes Mr Myers' interests are aligned with the long-term interests of Shareholders. Given his extensive experience and qualifications, the Board is of the opinion that Mr Myers is the most appropriate Director to carry out the role of the Chairman. The Chairman and the CEO are not the same person.</p>
2.6	<p>A listed Entity should have a program for inducting new Directors and for periodically reviewing whether there is a need for existing Directors to undertake professional development to maintain the skills and knowledge needed to perform their role as Directors effectively.</p> <p>Adopted – The Company has devised an Induction Programme for new Directors, Executives and Employees.</p> <p>The goal of the Induction Programme is to assist new Directors in participating fully and actively in Board decision making at the earliest opportunity by providing them with the necessary Company knowledge as well as information pertaining to the industry within which it operates. A Directors' Pack is made available which includes key information on Board Members, Board Charters, Duties Imposed on Directors of Public Companies, Directors' Disclosure Obligations, Declaration of Interest Forms and Overall Responsibility amongst other Policies and Procedures implemented by the Company.</p> <p>New Directors are given the opportunity to review the Company's operations and meet with key Executives.</p> <p>Professional development opportunities arise when there are new corporate, legal, tax, accounting or geological developments within Australia or in overseas countries where the Company operates. In addition, a number of professional bodies with which the Company is associated run regular seminars or conferences at which attendance is encouraged.</p>
PRINCIPLE 3 – INSTILL A CULTURE OF ACTING LAWFULLY, ETHICALLY AND RESPONSIBLY	
3.1	<p>A listed Entity should articulate and disclose its values.</p> <p>Adopted – Pancontinental's values form part of the Code of Conduct which can be found at http://pancon.com.au/about-us/corporate-governance/</p>
3.2	<p>A listed Entity should:</p> <p>(a) have and disclose a code of conduct for its Directors, Senior Executives and Employees; and</p> <p>(b) ensure that the Board or a Committee of the Board is informed of any material breaches of that code.</p>



	<p>Adopted – The Company’s Code of Conduct can be found at http://pancon.com.au/about-us/corporate-governance/</p> <p>The Company’s Code of Conduct sets out the principles, values and standards which the Board, Management and Employees of the Company are encouraged to strive towards when dealing with each other, Shareholders, Stakeholders and the broader community.</p> <p>The Code of Conduct covers the Company’s core values and beliefs including the following:</p> <ul style="list-style-type: none"> • Integrity and Honesty • Responsibility to Shareholders • Respect for the Law • Conflicts of Interest • Protection of Assets • Confidential Information • Employment Practices • Responsibility to the Community • Responsibility to the Individual • Obligations Relative to Fair Trading and Dealing • Financial and other Inducements • Compliance with the Code of Conduct
3.3	<p>A listed Entity should:</p> <p>(a) have and disclose a Whistleblower Policy; and</p> <p>(b) ensure that the Board or a Committee of the Board is informed of any material incidents reported under that policy.</p> <p>Adopted – A Whistleblower Policy forms part of the Company’s Corporate Governance Manual. The Policy covers the following:</p> <ul style="list-style-type: none"> • Reporting and Investigating Officers • Reporting Responsibility • No Retaliation • Reporting Violations • Accounting and Auditing Matters • Acting in Good Faith • Confidentiality • Handling of Reported Violations <p>The Policy was adopted so that any concerns regarding contraventions of the Code of Conduct could be addressed in a safe and formal manner without fear of reprisal. There were no material incidents reported under that policy during the reporting period.</p>
3.4	<p>A listed Entity should:</p> <p>(a) have and disclose an Anti-Bribery and Corruption policy; and</p> <p>(b) ensure that the Board or a Committee of the Board is informed of any material breaches of that policy.</p> <p>Adopted – Pancontinental’s Anti-Bribery and Corruption policy forms part of the Code of Conduct which can be found at http://pancon.com.au/about-us/corporate-governance/</p> <p>There were no material incidents reported under that policy during the reporting period.</p>



PRINCIPLE 4 – SAFEGUARD THE INTEGRITY OF CORPORATE REPORTS	
4.1	<p>The Board of a listed Entity should:</p> <p>(a) have an Audit Committee which:</p> <ol style="list-style-type: none"> (1) has at least three members, all of whom are Non-Executive Directors and a majority of whom are Independent Directors; and (2) is chaired by an Independent Director, who is not the Chair of the Board, and disclose: (3) the charter of the Committee; (4) the relevant qualifications and experience of the members of the Committee; and (5) in relation to each reporting period, the number of times the Committee met throughout the period and the individual attendances of the members at those meetings; or <p>(b) if it does not have an Audit Committee, disclose that fact and the processes it employs that independently verify and safeguard the integrity of its corporate reporting, including the processes for the appointment and removal of the external auditor and the rotation of the audit engagement partner.</p> <p>Not Adopted – The full Board fulfils the role of the Audit Committee.</p> <p>The Board considers those matters that would ordinarily be the responsibility of an Audit Committee and no separate meetings were held as the Audit Committee during the year.</p> <p>The Board has adopted an Audit Committee Charter which is disclosed on the Company’s website at http://pancon.com.au/about-us/corporate-governance/ The Charter as well as the Company’s Procedure for the Selection, Appointment and Rotation of External Auditor http://pancon.com.au/about-us/corporate-governance/ is applied when convening to discuss Audit Committee matters.</p> <p>An External Auditor is appointed to independently verify and safeguard the integrity of the Company’ corporate reporting, in addition when discussing Audit Committee matters, the Board reviews annual action points such as:</p> <ul style="list-style-type: none"> • Review of financial statements • Examine accounting policies and principles • Consider the external audit report and whether it is consistent with the Board’s information and knowledge • Consider the Company’s internal controls • Assess if the external audit report is adequate for Shareholder needs • Discuss any significant findings with the External Auditor • Confirm the independence of the External Auditor • Ensure that the External Auditor is requested to attend the Annual General Meeting <p>The Board in conjunction Management’s input, review the suitability of existing audit arrangements and the scope of the audit on a periodic basis. The Board is responsible for the appointment of a new external auditor should a vacancy arise, however the appointment must be ratified by Shareholders at the next Annual General Meeting.</p> <p>The Board of Directors also review the current circumstances in light of Section 324D (1) and (2) of the Corporations Act 2001 which stipulates that an individual may not play a significant role in the audit of a listed Entity for more than five out of seven successive financial years.</p>
4.2	<p>The Board of a listed Entity should, before it approves the Entity’s Financial Statements for a financial period, receive from its CEO and CFO a declaration that, in their opinion, the financial records of the Entity have been properly maintained and that the Financial Statements comply with the appropriate accounting standards and give a true and fair view of the financial position and performance of the Entity and that the opinion has been formed on the basis of a sound system of risk management and internal control which is operating effectively.</p> <p>Adopted – A Directors’ Declaration under Subsection 295(4) of the Corporations Act 2001 is only made after each person who performs:</p> <ol style="list-style-type: none"> a) A Chief Executive Officer function; or b) A Chief Financial Officer function <p>in relation to the Company, has given the Directors a declaration whether, in their opinion:</p> <ol style="list-style-type: none"> a) The financial records of the Company for the financial year have been properly maintained in accordance with Section 286 of the Corporations Act 2001;



	<p>b) The Financial Statements and notes for the financial year comply with the accounting standards;</p> <p>c) The Financial Statements and notes for the financial year give a true and fair view;</p> <p>d) The information disclosed in the consolidated entity disclosure statement is true and correct; and</p> <p>e) Any other matters that are prescribed by the regulations in relation to the Financial Statements and notes for the financial year are satisfied.</p> <p>In addition, that the opinion has been formed on the basis of a sound system of risk management and internal controls which is operating effectively.</p> <p>The declaration is made:</p> <p>a) In writing;</p> <p>b) Specifying the date the declaration is made;</p> <p>c) Specifying the capacity in which the person is making the declaration; and</p> <p>d) Signed by the person making the declaration.</p>
4.3	<p>A listed Entity should disclose its process to verify the integrity of any periodic corporate report it releases to the market that is not audited or reviewed by an external auditor.</p> <p>Adopted – The Company verifies the integrity of any periodic corporate report it releases to the market that is not audited or reviewed by an external auditor using the following process:</p> <ul style="list-style-type: none"> • The report is prepared by a qualified Employee with sufficient expertise in providing accurate information to the market; • The report is then reviewed by an Executive Staff Member who also reviews auditable supporting documents which may also include source calculations; • The Company Secretary will also review the documents for accuracy with the ASX Listing Rules; • Both the report and supporting documentation is forwarded to the entire Board for their approval; • Once the Board approves the documents, they are lodged with ASX Online.
PRINCIPLE 5 – MAKE TIMELY AND BALANCED DISCLOSURE	
5.1	<p>A listed Entity should have and disclose a written policy for complying with its continuous disclosure obligations under Listing Rule 3.1.</p> <p>Adopted – A summary of the Company's Policy on ASX Listing Rule Compliance can be found at http://pancon.com.au/about-us/corporate-governance/</p> <p>As a Company listed on the Australian Securities Exchange, Pancontinental is obliged to disclose certain information under a continuous disclosure regime to keep the market informed of events and developments as they occur. The Company promotes timely and balanced disclosure of all material matters concerning the Company. All Investors should have equal and timely access to material information. The Company has adopted certain procedures to ensure that it complies with its continuous disclosure obligations and has appointed a Responsible Officer for ensuring the procedures are complied with.</p> <p>The Policy sets out details with regards to:</p> <ul style="list-style-type: none"> • The Responsible Officer • Types of information that need to be disclosed • The concept of timely announcements • Board Notification – informing the Board and ongoing monitoring • Avoiding a false market • Safeguarding confidentiality of corporate information to avoid premature disclosure • Media contact and comment • External communications such as analyst briefings and responses to Shareholder questions • Reporting • Required actions in the case of non-compliance • Updating compliance procedures • Guide to drafting Company announcements



5.2	A listed Entity should ensure that its Board receives copies of all material market announcements promptly after they have been made.
	Adopted – The Board receives all announcements, regardless of materiality, before they are announced to the market. The Board is also notified of the timing of release of all announcements.
5.3	A listed Entity that gives a new and substantive investor or analyst presentation should release a copy of the presentation materials on the ASX Market Announcements Platform ahead of the presentation.
	Adopted – Pancontinental has always had this recommendation in place even prior to it becoming part of the Corporate Governance Principles and Recommendations.
PRINCIPLE 6 – RESPECT THE RIGHTS OF SECURITY HOLDERS	
6.1	<p>A listed Entity should provide information about itself and its governance to investors via its website.</p> <p>Adopted – The Company’s website includes a Corporate Governance landing page which can be found at http://pancon.com.au/about-us/corporate-governance/</p> <p>The Corporate Governance page shows an introduction to the Corporate Governance of the Company by referring to the Corporate Governance Manual adopted, in addition, Investors can find Board Charters as well as an extract of Policies and Procedures included in the manual.</p> <p>Links to the Investor Centre can also be opened from the Corporate Governance page where ASX releases, the Company’s share price, financial reports and Company presentations can be accessed. Subscriptions to the Company’s mailing list can also be submitted from this page.</p> <p>Furthermore, general and detailed project information is available for the Investor’s perusal from the Corporate Governance page.</p>
6.2	<p>A listed Entity should have an investor relations program that facilitates effective two-way communication with investors.</p> <p>Adopted – The Company has adopted a Shareholder Communication Policy which can be found on the Company’s website at http://pancon.com.au/about-us/corporate-governance/</p> <p>The Policy aims to ensure that Shareholders are informed of all major developments affecting the Company and that there are means available to facilitate two-way communication. If Investors have a greater understanding of the business they are able to make informed investment decisions.</p> <p>Information is communicated to Investors by:</p> <ul style="list-style-type: none"> • Company announcements • Information briefings to media and analysts • Notices of Meeting and explanatory material • Financial information including annual reports • Website updates • Board addresses and presentations at meetings <p>Investors can express their views or present queries to the Company by:</p> <ul style="list-style-type: none"> • Utilising the Contact Us section of the website http://pancon.com.au/contact-us to send direct communications to the Company • The Contact Us section http://pancon.com.au/contact-us as well as any ASX or media updates include the contact details of the Company such as address and telephone number. These details can be used to initiate written or verbal contact with the Company • The Company provides Shareholders with a Notice of Meeting detailing matters such as the agenda, location and time of the meeting so that Shareholders can make arrangements to attend and speak to Company representatives. Notices of Meeting are available on the ASX platform under the code PCL or the Company website so that Investors who are not currently Shareholders can also attend the meeting



6.3	<p>A listed Entity should disclose how it facilitates and encourages participation at meetings of security holders.</p> <p>Adopted – The Company has adopted a Shareholder Communication Policy which can be found on the Company’s website at http://pancon.com.au/about-us/corporate-governance/</p> <p>The Policy covers the Company’s belief that general meetings are an effective means of communicating with Shareholders. The Company provides information in the Notice of Meeting that is presented in a clear, concise and effective manner. Meetings are held during business hours, at a central location convenient for the largest number of Investors to attend. Shareholders are encouraged to attend and take note of the Chairman’s address as well as vote on the resolutions presented to the meeting. Upon completion of formal matters, the Chief Executive Officer provides attendees with an update of activities via a company presentation. This provides Investors with an opportunity to ask questions, express their views or just meet the Company representatives.</p>
6.4	<p>A listed Entity should ensure that all substantive resolutions at a meeting of security holders are decided by a poll rather than by a show of hands.</p> <p>Adopted – Pancontinental has had this recommendation in place for some time, prior to it becoming part of the Corporate Governance Principles and Recommendations.</p>
6.5	<p>A listed Entity should give security holders the option to receive communications from, and send communications to, the Entity and its security registry electronically.</p> <p>Adopted – Pancontinental has had this recommendation in place for some time, prior to it becoming part of the Corporate Governance Principles and Recommendations.</p>
PRINCIPLE 7 – RECOGNISE AND MANAGE RISK	
7.1	<p>The Board of a listed Entity should:</p> <p>(a) have a Committee or Committees to oversee risk, each of which:</p> <ol style="list-style-type: none"> (1) has at least three members, a majority of whom are Independent Directors; and (2) is chaired by an Independent Director, <p>and disclose:</p> <ol style="list-style-type: none"> (3) the charter of the Committee; (4) the members of the Committee; and (5) as at the end of each reporting period, the number of times the Committee met throughout the period and the individual attendances of the members at those meetings; <p>or</p> <p>(b) if it does not have a Risk Committee or Committees that satisfy (a) above, disclose that fact and the processes it employs for overseeing the Entity’s risk management framework.</p> <p>Not Adopted - The full Board fulfils the role of the Risk Committee.</p> <p>The Board considers those matters that would ordinarily be the responsibility of a Risk Committee and no separate meetings were held as the Risk Committee during the year. The Board is of the view that this is an important part of the business which all Directors should be involved in. The Company’s Risk Management Policy which can be found at http://pancon.com.au/about-us/corporate-governance/ is applied when reviewing and discussing risk management matters.</p> <p>In managing risk, it is the Company’s practice to take advantage of potential opportunities while managing potential adverse effects. The Company’s Risk Management Policy sets out the Company’s risk management system and processes as well as the Company’s Risk Profile.</p> <p>The Policy covers the following risk related points and is used as a means to assess the Company’s risk management structure:</p> <ul style="list-style-type: none"> • The role of the Board and delegated responsibility – ultimate responsibility rests with the Board, however day to day management of risk is the responsibility of the CEO • The role of the CEO and accountabilities • Authority of the CEO • Risk Profile • Audit Committee Charter • Regular budgeting and financial reporting • Clear limits and authorities for expenditure levels • Procedures for compliance with continuous disclosure obligations under the Listing Rules



	<ul style="list-style-type: none"> • Procedures to assist with establishing and administering corporate governance systems and disclosure requirements • Responsibility to Stakeholders • Continuous improvement
7.2	<p>The Board or a Committee of the Board should:</p> <p>(a) review the Entity's risk management framework at least annually to satisfy itself that it continues to be sound and that the Entity is operating with due regard to the risk appetite set by the Board; and</p> <p>(b) disclose, in relation to each reporting period, whether such a review has taken place.</p> <p>Adopted – The Board and Management assess risk as part of the ordinary course of business activities such as strategic planning, promotion, budgets, mergers and acquisitions, strategic partnerships, legislative changes and conducting business abroad. Each Board Meeting as well as general Board discussions are used as a platform for the review and assessment of the Company's risk profile. The Board believes consideration of risk isn't an exercise that should be considered on an annual or periodic basis but rather it be considered in every decision and action the Board makes.</p>
7.3	<p>A listed Entity should disclose:</p> <p>(a) if it has an internal audit function, how the function is structured and what role it performs; or</p> <p>(b) if it does not have an internal audit function, that fact and the processes it employs for evaluating and continually improving the effectiveness of its governance, risk management and internal control processes.</p> <p>Adopted – The Company discloses that it does not have an internal audit function. The Company's risk management system is overseen by Executive Staff who ensure the identification, monitoring and response of business risks. The Board reviews the assessment of the efficiency of the system and according to the Risk Management Policy is required to satisfy itself that the Executive team has developed and implemented a sound system of risk management and internal control.</p>
7.4	<p>A listed Entity should disclose whether it has any material exposure to environmental or social risks and, if it does, how it manages or intends to manage those risks.</p> <p>Adopted – The Company values economic, environmental and social sustainability in areas within which it operates. The Company has adopted a Corporate Governance Manual which sets out the policies and procedures in place which apply to the Board, Executives, Employees and the entire business. The policies and procedures are designed to assist in identifying relevant risks and having processes in place to mitigate if not eliminate the risk.</p> <ul style="list-style-type: none"> • Economic sustainability refers to the ability of a listed Entity to continue operating at a particular level of economic production over the long term. • Environmental sustainability refers to the ability of a listed Entity to continue operating in a manner that does not compromise the health of the ecosystems in which it operates over the long term. • Social sustainability is the ability of a listed Entity to continue operating in a manner that meets accepted social norms and needs over the long term. <p>Risks identified that may have a material effect on the Company are discussed in detail in the Directors' Report section of the Annual Report titled Risk Management.</p>



PRINCIPLE 8 – REMUNERATE FAIRLY AND RESPONSIBLY	
8.1	<p>The Board of a listed Entity should:</p> <p>(a) have a Remuneration Committee which:</p> <ol style="list-style-type: none"> (1) has at least three members, a majority of whom are Independent Directors; and (2) is chaired by an Independent Director, and disclose: (3) the charter of the Committee; (4) the members of the Committee; and (5) as at the end of each reporting period, the number of times the Committee met throughout the period and the individual attendances of the members at those meetings; or <p>(b) if it does not have a Remuneration Committee, disclose that fact and the processes it employs for setting the level and composition of remuneration for Directors and Senior Executives and ensuring that such remuneration is appropriate and not excessive.</p> <p>Not Adopted – The full Board fulfils the role of the Remuneration Committee.</p> <p>The Board considers those matters that would ordinarily be the responsibility of a Remuneration Committee and no separate meetings were held as the Remuneration Committee during the year. The Board has adopted a Remuneration Committee Charter which is disclosed on the Company's website at http://pancon.com.au/about-us/corporate-governance/. The Charter as well as the Company's Remuneration Policy is applied when convening to discuss Remuneration Committee matters.</p> <p>Emoluments of Directors and Senior Executives are set by reference to payments made by other companies of a similar size and industry, and by reference to the skills and experience of the Directors and Executives. Details of the nature and amount of emoluments of each Director of the Company are disclosed annually in the Company's annual report.</p> <p>Should circumstances arise where the Board needs assistance on a remuneration matter, the Board after requisite approval may engage a remuneration consultant to ensure the level of remuneration in the Company is appropriate for its size, level of activity and industry.</p>
8.2	<p>A listed Entity should separately disclose its policies and practices regarding the remuneration of Non-Executive Directors and the remuneration of Executive Directors and other Senior Executives.</p> <p>Adopted - The Company has adopted a Remuneration Committee Charter which can be found on the Company's website at http://pancon.com.au/about-us/corporate-governance/. The Charter separately discloses the processes regarding the remuneration of Non-Executive Directors and the remuneration of Executive Directors and other Senior Executives.</p> <p><u>Executive Remuneration</u></p> <p>In considering the level of remuneration for Executives, the matters that are taken into account include:</p> <ul style="list-style-type: none"> • Remuneration which motivates Executives to pursue the long-term growth and success of the Company within an appropriate control framework; • Align the interests of key leadership with the long-term interests of the Company's Shareholders; and <p><u>Non-Executive Remuneration</u></p> <p>Matters of consideration include:</p> <ul style="list-style-type: none"> • Fees paid to Non-Executive Directors are within the aggregate amount approved by Shareholders; • Non-Executive Directors to be remunerated by way of fees; • Non-Executive Directors are not provided with retirement benefits other than statutory superannuation; and • Non-Executive Directors are not entitled to participate in equity-based remuneration schemes designed for Executives without due consideration and appropriate disclosure to the Company Shareholders.



8.3	<p>A listed Entity which has an equity-based remuneration scheme should:</p> <ul style="list-style-type: none">(a) have a policy on whether participants are permitted to enter into transactions (whether through the use of derivatives or otherwise) which limit the economic risk of participating in the scheme; and(b) disclose that policy or a summary of it.
	<p>Adopted - The Company has adopted a Policy for Trading in Company Securities which can be found on the Company's website at http://pancon.com.au/about-us/corporate-governance/</p> <p>Directors, Officers and Employees who wish to trade in Company securities must first have regard to the statutory provisions of the Corporations Act 2001 dealing with insider trading, in conjunction with the Company's Policy for Trading in Company Securities. The policy has been developed so that all Company Employees and representatives are clear as to their obligations with regard to trading while in possession of insider information.</p>

Statement of Profit or Loss & Other Comprehensive Income



YEAR ENDED 30 JUNE 2024	Notes	CONSOLIDATED	
		2024	2023
		\$	\$
OPERATING ACTIVITIES	2		
Depreciation expenses	6	(3,451)	(2,179)
Salaries, fees and benefits		(558,132)	(398,591)
Audit fees		(41,000)	(32,500)
Generative exploration expenditure and write off		-	63,963
ASX fees		(67,270)	(59,323)
Insurance		(80,540)	(79,939)
Legal fees		(669)	(5,126)
Share registry costs		(37,626)	(31,794)
Rent and outgoings		(40,443)	(27,077)
Office expenses		(69,890)	(56,984)
Travel		(39,251)	(12,386)
Corporate advisory		(104,290)	(72,000)
Other expenses		(147,216)	(97,130)
TOTAL OPERATING ACTIVITIES		(1,189,778)	(811,066)
FINANCING ACTIVITIES			
Financing income		54,250	72,429
Financing expense	13	(1,202,908)	(1,131,922)
TOTAL FINANCING ACTIVITIES		(1,148,658)	(1,059,493)
(LOSS) BEFORE INCOME TAX		(2,338,436)	(1,870,559)
Income tax expense	3	-	-
(LOSS) FOR THE PERIOD		(2,338,436)	(1,870,559)
OTHER COMPREHENSIVE INCOME			
Other comprehensive income		-	-
TOTAL OTHER COMPREHENSIVE INCOME		-	-
TOTAL COMPREHENSIVE INCOME FOR THE YEAR		(2,338,436)	(1,870,559)
Total comprehensive income attributable to:			
Owners of the Company		(2,338,007)	(1,903,781)
Non-controlling interest		(429)	33,222
		(2,338,436)	(1,870,559)
Basic earnings per share (cents per share)	15	(0.03)	(0.02)
Diluted earnings per share (cents per share)		(0.03)	(0.02)

The Statement of Comprehensive Income is to be read in conjunction with the Notes to the Financial Statements.

Statement of Financial Position



AT 30 JUNE 2024	Notes	CONSOLIDATED	
		2024	2023
		\$	\$
CURRENT ASSETS			
Cash assets	11(b)	4,301,120	5,300,909
Trade and other receivables	4	99,998	73,641
TOTAL CURRENT ASSETS		4,401,118	5,374,550
NON-CURRENT ASSETS			
Property, plant and equipment	6	14,122	5,712
Deferred exploration, evaluation and development costs	7	4,683,348	4,066,860
TOTAL NON-CURRENT ASSETS		4,697,470	4,072,572
TOTAL ASSETS		9,098,588	9,447,122
CURRENT LIABILITIES			
Trade and other payables	8(a)	145,957	152,804
Provision for employee entitlements	8(d)	187,964	99,285
Other liabilities	8(b)	476,560	-
TOTAL CURRENT LIABILITIES		810,481	252,089
NON-CURRENT LIABILITIES			
Provision for employee entitlements	8(e)	12,802	50,425
Other liabilities	8(c)	-	476,560
TOTAL NON-CURRENT LIABILITIES		12,802	526,985
TOTAL LIABILITIES		823,283	779,074
NET ASSETS		8,275,305	8,668,048
EQUITY			
Contributed equity	9(a)	119,471,262	118,645,569
Reserves	10	2,250,000	1,130,000
Accumulated losses	10	(113,445,957)	(111,107,521)
TOTAL EQUITY		8,275,305	8,668,048
Capital and reserves attributable to owners of PCL		9,749,598	10,141,913
Non-controlling interest		(1,474,293)	(1,473,865)
		8,275,305	8,668,048

The Statement of Financial Position is to be read in conjunction with the Notes to the Financial Statements.

Statement of Changes in Equity



AT YEAR ENDED 30 JUNE 2024

Consolidated	Share Capital	Option Reserve	Accumulated Losses	Total Equity	Non-Controlling Interest	Attributable to Owners of the Company
	\$	\$	\$	\$		
Balance at 1 July 2023	118,645,569	1,130,000	(111,107,521)	8,668,048	(1,473,865)	10,141,913
Profit or loss	-	-	(2,338,436)	(2,338,436)	(429)	(2,338,007)
Other comprehensive income	-	-	-	-	-	-
Transactions with Owners in their capacity as Owners						
Shares issued	40,000	-	-	40,000	-	40,000
Unlisted options issued	-	1,200,000	-	1,200,000	-	1,200,000
Exercise of options (cash)	713,400	-	-	713,400	-	713,400
Exercise of options (non-cash)	80,000	(80,000)	-	-	-	-
Share issue costs	(7,707)	-	-	(7,707)	-	(7,707)
Balance at 30 June 2024	119,471,262	2,250,000	(113,445,957)	8,275,305	(1,474,293)	9,749,598
Non-Controlling Interest	936,482	-	(2,410,775)	(1,474,293)		
Attributable-Owners of the Company	118,534,780	2,250,000	(111,035,182)	9,749,598		
Balance at 1 July 2022	112,178,611	149,962	(109,386,924)	2,941,649	(1,507,087)	4,448,729
Profit or loss	-	-	(1,870,559)	(1,870,559)	33,222	(1,903,781)
Other comprehensive income	-	-	-	-	-	-
Transactions with Owners in their capacity as Owners						
Shares issued (net of costs)	7,000,000	-	-	7,000,000	-	7,000,000
Unlisted options expired	-	(149,962)	149,962	-	-	-
Unlisted options issued	-	1,130,000	-	1,130,000	-	1,130,000
Share issue costs	(533,042)	-	-	(533,042)	-	(533,042)
Balance at 30 June 2023	118,645,569	1,130,000	(111,107,521)	8,668,048	(1,473,865)	10,141,913
Non-Controlling Interest	936,482	-	(2,410,347)	(1,473,865)		
Attributable-Owners of the Company	117,709,087	1,130,000	(108,697,174)	10,141,913		

The above Statement of Changes in Equity is to be read in conjunction with the Notes to the Financial Statements.

Statement of Cashflows



YEAR ENDED 30 JUNE 2024	Notes	CONSOLIDATED 2024	2023
		\$	\$
CASH FLOWS FROM OPERATING ACTIVITIES			
Payments to suppliers and employees		(1,163,630)	(906,702)
Expenditure on exploration interests		(626,171)	(647,402)
NET CASH FLOWS USED IN OPERATING ACTIVITIES	11(a)	(1,789,801)	(1,554,104)
CASH FLOWS FROM INVESTING ACTIVITIES			
Purchase of property, plant and equipment		(13,972)	-
Reimbursement of past costs - Woodside	5(c)	-	2,217,842
Option agreement for 1% of PEL 87 – Custos Investments	5(c)	-	(2,273,120)
NET CASH FLOWS USED IN INVESTING ACTIVITIES		(13,972)	(55,278)
CASH FLOWS FROM FINANCING ACTIVITIES			
Interest received		54,234	19,455
Proceeds from issues of ordinary shares (net of share issue costs)		753,400	6,563,307
NET CASH FLOWS FROM FINANCING ACTIVITIES		807,634	6,582,762
NET (DECREASE) / INCREASE IN CASH HELD			
Add opening cash brought forward		5,300,909	274,051
Effects of exchange rate changes		(3,650)	53,478
CLOSING CASH CARRIED FORWARD	11(b)	4,301,120	5,300,909

The above Statement of Cash Flows is to be read in conjunction with the Notes to the Financial Statements.



1. MATERIAL ACCOUNTING POLICY INFORMATION

This Financial Report was authorised for issue by the Directors on 30 September 2024.

Statement of Compliance

The Financial Report is a General Purpose Financial Report which has been prepared in accordance with Australian Accounting Standards, including Australian interpretations adopted by the Australian Accounting Standards Board ('AASB') and the *Corporations Act 2001*. The Consolidated Financial Report of the Consolidated Entity and Company also complies with IFRSs and interpretations adopted by the International Accounting Standards Board.

Basis of preparation

The report has been prepared on the basis of historical costs and except where stated does not take into account changing money values or current valuation of non-current assets. The accounting policies adopted are consistent with those of the previous year. The following accounting policies material to the preparation of the financial report have been consistently applied, unless otherwise stated.

Going concern

The Directors consider that the going concern basis for the Consolidated Entity is appropriate. This basis has been determined after consideration of the following factors:

- The ability to issue additional share capital under the *Corporations Act 2001*, if required, by a share purchase plan, share placement or rights issue;
- The option of farming out all or part of the Consolidated Entity's exploration projects and;
- The ability, if required to dispose of interests in exploration assets.

Accordingly, the Directors believe that the Consolidated Entity will obtain sufficient cash inflows to enable it to continue as a going concern and that it is appropriate to adopt that basis of accounting in the preparation of the Financial Statements.

(a) Exploration and Evaluation Expenditure

Exploration and evaluation expenditure incurred is accumulated in respect of each identifiable area of interest. These costs are only carried forward to the extent that the costs are expected to be recouped through the successful development of the area or where activities in the area have not yet reached a stage which permits reasonable assessment of the economically recoverable reserves.

Accumulated costs in relation to an abandoned area are written off in full against operating results in the year in which the decision to abandon the area is made. When production commences the accumulated costs for the relevant area of interest are classified as development costs and amortised over the life of the project area according to the rate of depletion of the economically recoverable reserves.

A regular review is undertaken of each area of interest to determine the appropriateness of continuing to carry forward costs in relation to that area of interest.

As at the end of the financial year, the Directors considered that the carrying value of the exploration interests of the Consolidated Entity was as shown in the Statement of Financial Position and no further impairments arises other than that already recognised.

(b) New accounting standards and interpretations

A number of new standards, amendments to standards and interpretations are effective for the current annual report period; however, none have been applied in preparing these Consolidated Financial Statements. The standards are not expected to have a material impact on the accounting policies or Consolidated Financial Statements of the Group.

(c) Share Based Payments

The Group provides benefits to directors and key management personnel of the Group in the form of share-based payment transactions, whereby services are rendered in exchange for shares or options over shares ("equity-settled transactions").



The fair value of options is recognised as an expense with a corresponding increase in equity (options reserve). The fair value is measured at grant date and recognised over the period during which the holder becomes unconditionally entitled to the options. Fair value is determined using an external specialist valuer, a Black-Scholes option pricing model, or other models as appropriate.

Where options are cancelled, they are treated as if vesting occurred on cancellation and any unrecognised expenses are taken immediately to profit and loss. However, if new options are substituted for the cancelled options and designated as a replacement on grant date, the combined impact of the cancellation and replacement options are treated as if they were a modification.

(d) Critical Accounting Estimates and Judgements

Estimates and judgements are continually evaluated and are based on historical experience and other factors, including expectations of future events that may have a financial impact on the Group and that are believed to be reasonable under the circumstances.

The Group makes estimates and assumptions concerning the future. The resulting accounting estimates will, by definition, seldom equal the related actual results. The estimates and assumptions that have a significant risk of causing a material adjustment to the carrying amounts of assets and liabilities within the next financial year are discussed below.

Impairment of capitalised exploration and evaluation expenditure

The future recoverability of capitalised exploration and evaluation expenditure is dependent on a number of factors, including whether the Group decides to exploit the related licence itself or, if not, whether it successfully recovers the related exploration and evaluation asset through sale.

Factors that could impact the future recoverability include abandonment of area of interest, the level of reserves and resources, future technological changes, costs of drilling and production, production rates, future legal changes (including changes to environmental restoration obligations) and changes to commodity prices.

(e) Comparative Figures

When required by Accounting Standards, comparative figures have been adjusted to conform to changes in presentation for the current financial year.



2. EXPENSES

CONSOLIDATED
2024 **2023**
\$ \$

Expenses

Depreciation of office furniture and equipment	3,451	2,179
Exploration expenditure written off (refunded)	-	(63,963)*
Superannuation	44,550	34,143

*This amount relates to the refund of a cash call resulting in a credit to exploration

3. INCOME TAX

CONSOLIDATED
2024 **2023**
\$ \$

(a) Income Tax (Benefit)/Expense

The prima facie tax, using tax rates applicable in the country of operation, on profit and extraordinary items differs from the income tax provided in the Financial Statements as follows:

Prima facie tax on profit from ordinary activities at 30% (2023: 30%)	(701,531)	(561,168)
<i>Tax effect of permanent differences:</i>		
Other items (net)	-	-
Amount not brought to account as a carried forward future income tax benefit	701,531	561,168
Income tax expense attributable to ordinary activities	-	-

(b) Future Income Tax Benefit not taken into account

The potential future income tax benefit calculated at 30% in respect of:

Adjustments to carry forward tax losses	-	-
Tax Losses not brought to account	9,112,097	7,701,205
Total	* 9,112,097	7,701,205

This future income tax benefit will only be obtained if:

- (a) future assessable income is derived of a nature and of an amount sufficient to enable the benefit to be realised;
- (b) the conditions for deductibility imposed by tax legislation continue to be complied with; and
- (c) no changes in tax legislation adversely affect the Consolidated Entity in realising the benefit.

The recognition and utilisation of losses is subject to the loss recoupment rules being satisfied.

*The potential future income tax benefit was calculated by multiplying the current tax rate of 30% by the Group's carry forward losses at 30 June 2024 of \$28,035,221.



4. RECEIVABLES (CURRENT)

	CONSOLIDATED	
	2024	2023
	\$	\$
Trade receivables & prepayments	99,998	73,641
Total	99,998	73,641

(a) Terms and conditions

- (i) Trade debtors are non-interest bearing and generally on 30-day terms.
- (ii) Sundry debtors and other receivables are non-interest bearing and have repayment terms between 30 and 90 days.

5. INTERESTS IN SUBSIDIARIES & INVESTMENTS

(a) Interests in Subsidiaries

Name	Country of incorporation	Percentage of equity interest held by the Consolidated Entity	
		2024	2023
		%	%
Pancontinental Namibia Pty Ltd	Australia	66.67	66.67
Pancontinental Orange Pty Ltd	Australia	100	100
Pancontinental Cooper Pty Ltd	Australia	100	100

6. PLANT AND EQUIPMENT

	CONSOLIDATED	
	2024	2023
	\$	\$
Office equipment		
At cost	27,535	25,024
Less: Accumulated depreciation	(13,413)	(19,312)
Total written down value of Office equipment	14,122	5,712

Reconciliations

Reconciliations of the carrying amounts of property, plant and equipment

Office equipment		
Carrying amount opening balance	5,712	7,891
Additions	13,972	-
Disposals	(2,111)	-
Depreciation expense	(3,451)	(2,179)
Total written down amount	14,122	5,712



7. DEFERRED EXPLORATION, EVALUATION AND DEVELOPMENT COSTS

	CONSOLIDATED	
	2024	2023
	\$	\$
Exploration, evaluation and development costs carried forward		
Pre-production, exploration and evaluation phases:		
Carrying amount at 1 July	4,066,860	3,303,679
Expenditure & acquisitions during the year	616,488	643,940
3D Seismic costs*	29,346,758	28,224,311
3D Seismic costs paid by Woodside per Option Deed*	(29,346,758)	(28,224,311)
Option Deed payment – Custos Investments*	-	2,273,120
Option Deed payment – Woodside Energy*	-	(2,217,842)
Exploration expenditure written off (refunded)	-	63,963
Carrying amount at 30 June	4,683,348	4,066,860

* See below for further explanation.

Option Deeds with Woodside Energy and Custos Investments

During the previous financial year, Pancontinental announced that its wholly owned subsidiary Pancontinental Orange Pty Ltd had entered into an Option Deed with Woodside Energy (GOM), Inc, a wholly owned subsidiary of Woodside Energy Group Ltd whereby Pancontinental granted Woodside an exclusive option to acquire a 56% Participating Interest in PEL 87, in consideration for Woodside paying for a 3D seismic survey covering an area of at least 5,000 square kilometres within the area the subject of PEL 87 at an estimated cost of US\$ 35 million and also paying Pancontinental US\$1.5 million.

The seismic programme was completed during the financial year, and once a seismic licence has been acquired from the Namibian authorities, Woodside has a period of at least 180 days after the delivery of the seismic survey data to exercise that option.

If Woodside exercises the option then Woodside and Pancontinental have agreed to enter into a farmout agreement whereby Woodside will carry the existing joint venture during the drilling of the first exploration well to be drilled on the licence area.

To ensure Pancontinental retains at least a 20% interest in the project if Woodside exercises its option, Pancontinental has, for a consideration of US\$1.5 million, entered into an option agreement with Custos Investments (Pty) Ltd to acquire a 1% interest from Custos by paying Custos a further US\$1million. This option is exercisable by Pancontinental within a similar time period as Woodside's option. Pancontinental will retain a 20% interest during the drilling of the well.

If the joint venture decides to drill a second well then Pancontinental may:

- (i) retain its 20% interest but must pay its share of well costs;
- (ii) reduce its interest to a 10% Participating Interest and have Woodside carry Pancontinental through the cost of the second well; or
- (iii) at any time up to 60 days after the approval of any Development Plan, convert its interest to a 1.5% gross overriding revenue royalty interest.

Upon Woodside's election to exercise its option, Woodside will pay Pancontinental approximately US\$ 2.5 million, of which approximately US\$1.5 million is reimbursement of a portion of Pancontinental's past costs.

The ultimate recoupment of costs carried forward for exploration and evaluation phases is dependent on the successful development and commercial exploitation or sale of the respective petroleum areas.



8. LIABILITIES

	CONSOLIDATED	
	2024	2023
	\$	\$
(a) Trade and other payables		
Current – Ordinary trade creditors and payables	145,957	152,804
Total	145,957	152,804

	CONSOLIDATED	
	2024	2023
	\$	\$
(b) Other liabilities		
Current - Non-controlling interest contributions	476,560	-
Total	476,560	-

	CONSOLIDATED	
	2024	2023
	\$	\$
(c) Other liabilities		
Non-current - Non-controlling interest contributions	-	476,560
Total	-	476,560

Part Disposal of Subsidiary & Non-Controlling Interest– Pancontinental Namibia Pty Ltd

In September 2017, the Group disposed of 33.33% of the ownership interest in Pancontinental Namibia Pty Ltd to Africa Energy Corp. Following the disposal, the Group still controls the subsidiary and retains 66.67% of the ownership interest. The balance disclosed represents amounts advanced by the non-controlling shareholder to Pancontinental Namibia Pty Ltd to fund exploration.

	CONSOLIDATED	
	2024	2023
	\$	\$
(d) Provision for employee entitlements		
Current – Annual leave and long service leave	187,964	99,285
Total	187,964	99,285

	CONSOLIDATED	
	2024	2023
	\$	\$
(e) Provision for employee entitlements		
Non-current – Long service leave	12,802	50,425
Total	12,802	50,425

9. CONTRIBUTED EQUITY

	CONSOLIDATED	
	2024	2023
	\$	\$
(a) Issued and paid up capital		
Ordinary shares fully paid	119,471,262	118,645,569
Total	119,471,262	118,645,569



(b) Movements in shares on issue

ASX: PCL	2024		2023	
	Number of shares	\$	Number of shares	\$
Beginning of the financial year	8,054,222,823	118,645,569	7,154,222,823	112,178,611
Movements during the year:				
– Placement share issue (net of costs)	4,000,000	39,400	900,000,000	6,466,958
– Options converted	73,363,043	786,293	-	-
End of the financial year	8,131,585,866	119,471,262	8,054,222,823	118,645,569

(c) Movements in listed options on issue

ASX: PCLO	2024		2023	
	Number of listed options	\$	Number of listed options	\$
Beginning of the financial year	549,999,998	-	-	-
Movements during the year:				
– Options issued	2,000,000	-	549,999,998	-
– Options converted	(59,450,000)	-	-	-
End of the financial year	492,549,998	-	549,999,998	-

The listed options do not have a value in the general ledger due to the listed options being free attaching options to shares (1 free option for every 2 shares subscribed for) issued in previous placements.

(d) Movements in unlisted options on issue

	2024		2023	
	Number of unlisted options	\$	Number of unlisted options	\$
Beginning of the financial year	230,000,000	1,130,000	-	-
Movements during the year:				
– Options issued	100,000,000	1,200,000	230,000,000	1,130,000
– Options converted	(20,000,000)	(80,000)	-	-
End of the financial year	310,000,000	2,250,000	230,000,000	1,130,000

10. RESERVES AND ACCUMULATED LOSSES

	CONSOLIDATED	
	2024	2023
	\$	\$
Reconciliation of movements in unlisted options on issue		
Beginning of the financial year	1,130,000	149,962
Options issued	1,200,000	1,130,000
Options converted	(80,000)	-
Options expired	-	(149,962)
End of the financial year	2,250,000	1,130,000
Accumulated losses		
Beginning of the financial year	(111,107,521)	(109,386,924)
Loss for the year	(2,338,436)	(1,870,559)
Options expired	-	149,962
Total available for appropriation	(113,445,957)	(111,107,521)
End of the financial year	(113,445,957)	(111,107,521)



11. STATEMENT OF CASH FLOWS

	CONSOLIDATED	
	2024	2023
	\$	\$
(a) Reconciliation of the net loss after tax to the net cash flows from operations		
Net loss	(2,338,436)	(1,870,559)
Non-Cash Items, Non-Operating Items		
Depreciation of plant and equipment	3,451	2,179
Financing income	(54,250)	(72,429)
Financing expense	1,200,000	1,131,922
Asset write off on disposal	2,111	-
Foreign exchange differences	(4,041)	(43,497)
Changes in assets and liabilities		
(Increase)/decrease in trade and other receivables	(26,357)	(5,926)
(Increase)/decrease in exploration, evaluation & development	(616,488)	(763,181)
(Decrease)/increase in trade and other payables	(6,847)	38,524
(Decrease)/Increase in provisions for employee entitlements	51,056	28,863
Net cash flow from operating activities	(1,789,801)	(1,554,104)
(b) Reconciliation of cash		
Cash balance comprises:		
– cash assets	4,301,120	5,300,909
Closing cash balance	4,301,120	5,300,909

12. EXPENDITURE COMMITMENTS

	CONSOLIDATED	
	2024	2023
	\$	\$
Capital expenditure commitments		
Estimated capital expenditure contracted for at reporting date, but not provided for, payable:		
not later than one year	-	-
later than one year and not later than five years	-	-
later than five years	-	-
Total	-	-

The Company does not have any current commitments. The Group has had certain obligations to perform minimum exploration work and to expend minimum amounts of money on such work its exploration licences. These obligations may be varied from time to time subject to approval and are expected to be fulfilled in the normal course of the operations of the Group. At balance date the Company had an interest in one core exploration block, PEL 87.

The PEL 87 previous licence period required the Joint Venture to invest a minimum of US\$5 million in exploration-related activities. The exploration investment in PEL 87 during the first licence period exceeded this amount by a significant margin. The majority of this expenditure was associated with the acquisition and processing of the extensive 3D seismic survey, fully-funded by Woodside.

The first renewal exploration period commenced on 23 January 2024 and will end 22 January 2026, with an associated work commitment to drill one exploration well (or, if a drillable prospect is not identified, acquire either 500 km² of 3D seismic data or 1,000 line kms of 2D seismic data). Pancontinental will bear no financial liability for any future non-performance by the PEL 87 Joint Venture associated with the minimum exploration expenditure commitments of the first renewal exploration period.



13. EMPLOYEE BENEFITS

Employee Share Scheme

Information with respect to the number of options under the Employee Share Incentive Scheme is as follows:

	2024			2023		
	Number of options	Weighted average exercise price	Value	Number of options	Weighted average exercise price	Value
Balance at beginning of year	230,000,000	0.01	1,130,000	-	-	-
- issued	100,000,000	0.023	1,200,000	230,000,000	0.01	1,130,000
- exercised	(20,000,000)	0.007	(80,000)	-	-	-
Balance at end of year	310,000,000	0.014	2,250,000	230,000,000	0.01	1,130,000

In addition to the above information, refer to disclosure in the Remuneration Report regarding share-based payments.

Options held at the end of the reporting period

As at 30 June 2024, there were no unlisted options held by the Company other than the above Employee Share Incentive Scheme unlisted options.

14. SUBSEQUENT EVENTS

On 13 August 2024, Pancontinental issued unlisted options to Salient Corporate Pty Ltd for ongoing consulting services.

Key terms of the unlisted options are as follows:

Type of Security	Unquoted options. Each option is exercisable, before its expiry date, into one fully paid, ordinary share in the Company.
Number	50,000,000
Exercise Price	\$0.035 per option
Expiry	12 August 2028

Other than the matters discussed above, there has not arisen in the interval between the end of the financial year and the date of this report any item, transaction or event of a material and unusual nature likely, in the opinion of Directors of the Company, to affect significantly the operations of the Group, the results of those operations, or the state of affairs of the Group, in future financial years.

15. EARNINGS PER SHARE

	CONSOLIDATED	
	2024	2023
	\$	\$
Basic earnings per share	(0.03)	(0.02)
Diluted earnings per share	(0.03)	(0.02)

The following reflects the income and share data used in the calculations of basic and diluted earnings per share:

Net profit	(2,338,436)	(1,870,559)
Adjustments:		
Earnings used in calculating basic and diluted earnings per share	(2,338,436)	(1,870,559)



	Number of shares	Number of shares
Weighted average number of ordinary shares used in calculating basic earnings per share	8,070,264,896	7,586,551,590
Effect of dilutive securities:		
Share options	-	-
Adjusted weighted average number of ordinary shares used in calculating diluted earnings per share	8,340,264,896	7,554,003,643

492,549,998 listed options and 40,000,000 unlisted options may dilute the basic earnings per share in the future, but were not included in the calculation of diluted earnings per share because they are anti-dilutive for the periods presented.

16. AUDITOR'S REMUNERATION

	CONSOLIDATED	
	2024	2023
	\$	\$
Amounts received or due and receivable by In.Corp Audit & Assurance Pty Ltd (formerly Rothsay Audit & Assurance Pty Ltd) for:		
– an audit or review of the Financial Report of the Entity and any other Entity in the Consolidated Entity	41,000	40,500
– tax compliance services in relation to the Entity and any other Entity in the Consolidated Entity	11,025	16,900
	52,025	57,400

The remuneration disclosed above does not include amounts paid or payable to overseas subsidiary company auditors.

During the year, the Company's auditors performed certain other services in addition to the audit and review of the financial statements. The Board has considered the non-audit services provided during the year by the auditor and is satisfied that the provision of those non-audit services during the year by the auditor is compatible with, and did not compromise, the auditor independence requirements of the *Corporations Act 2001* for the following reasons:

- All non-audit services were subject to the Corporate Governance procedures adopted by the Group; and
- The non-audit services provided do not undermine the general principles relating to auditor independence as set out in APES 110 Code of Ethics for Professional Accountants, as they did not involve reviewing or auditing the auditor's own work, acting in a management or decision-making capacity for the Group, acting as an advocate for the Group or jointly sharing risks and rewards.

17. DIRECTOR AND EXECUTIVE DISCLOSURES

Details of Specified Directors and Specified Executives as at 30 June 2024

(i) Specified Directors

Henry David Kennedy	Non-Executive Chairman (retired December 2022)
Ernest Anthony Myers	Executive Chairman (appointed December 2022)
	Executive Director, CEO (to 1 December 2022)
Roy Barry Rushworth	Non-Executive Director (from March 2024)
	Executive Director, Technical (to March 2024)
Vesna Petrovic	Executive Director, Company Secretary

(ii) Specified Executives

Iain Peter Smith	Chief Executive Officer (from March 2024)
------------------	---

Fees paid for Non-Executive Directors, last voted upon by Shareholders at the 2007 AGM, is not to exceed \$400,000 per annum and is set with reference to fees paid to other Non-Executive Directors of comparable companies.



Non-Executive and Executive Directors do not receive performance related remuneration, but they are eligible to participate in Employee Option Schemes approved by Shareholders.

Directors do not receive any termination or retirement benefits.

	2024	2023
Summarised Compensation of Key Management Personnel	\$	\$
Short-term employee benefits	507,526	446,251
Post-employment benefits	34,100	26,513
Share-based payments	1,200,000	640,000
	1,741,626	1,112,764

18. SEGMENT INFORMATION

Segment accounting policies

During the period the Group operated predominately in one business segment, being the energy sector. Accordingly, under the management approach outlined only one operating sector has been identified and no further disclosures are required in the notes to the Consolidated Financial Statements.

19. FINANCIAL INSTRUMENTS

Financial risk management

Overview:

The Company and Group have exposure to the following risks from their use of financial instruments:

- (a) credit risk
- (b) liquidity risk
- (c) market risk

This note presents information about the Company's and Group's exposure to each of the above risks, their objectives, policies and processes for measuring and managing risk, and the management of capital.

The Board of Directors has overall responsibility for the establishment and oversight of the risk management framework. Management monitors and manages the financial risks relating to the operations of the Group through regular reviews of the risks.

(a) Credit risk:

Credit risk is the risk of financial loss to the Group if a customer or counterparty to a financial instrument fails to meet its contractual obligations. In this industry, it arises principally from the receivables of joint venture re-charges and recuperations of cost. For the Group in this financial year, it arises primarily from receivables due from subsidiaries, GST and VAT refunds, prepayments and bonds.

(i) Trade and other receivables:

The Group operates predominantly in the energy exploration sector; it does not ordinarily have material trade receivables and is therefore not ordinarily exposed to credit risk in relation to trade receivables.

(ii) Loans to subsidiaries:

The Company has provided funding to its subsidiaries by way of loans. Repayment of these loans will occur through future business activities of each respective Entity.



Exposure to credit risk

The carrying amount of the Company's and Group's financial assets represents the maximum credit exposure. The maximum exposure to credit risk at the reporting date was:

Consolidated	Note	Carrying amount	
		2024	2023
		\$	\$
Trade and other receivables	4	99,998	73,641
Cash and cash equivalents	11(b)	4,301,120	5,300,909
Total		4,401,118	5,374,550

The Group considers that its cash and cash equivalents have low credit risk based on the external credit ratings of the counterparties.

Impairment losses:

There are no material receivables past due for the Company or Group as at 30 June 2024, (2023: nil).

An impairment write down in respect of inter-Group loans and shares was recognised during the current year from an analysis of the subsidiaries respective financial positions. The total impairment write down recognised through impairment of loans to subsidiaries and shares held in subsidiaries during the current period was \$32,169 (2023: \$12,689).

Whilst the loans were not payable at 30 June 2024 a provision for impairment based on the subsidiaries financial position was carried forward from previous periods. The balance of this provision may vary due to performance of a subsidiary in a given year.

(b) Liquidity risk:

Liquidity risk is the risk that the Group will not be able to meet its financial obligations as they fall due. The Group's approach to managing liquidity is to ensure, as far as possible, that it will always have sufficient liquidity to meet its liabilities when due, under both normal and stressed conditions, without incurring unacceptable losses or risking damage to the Group's reputation.

The Group manages liquidity risk by maintaining adequate cash reserves through monitoring forecasts and actual cash flows.

Consolidated	Contractual cashflows		
	< 1 year	1-5 years	> 5 years
	\$	\$	\$
Trade and other payables - Current	(333,921)	-	-
Provisions - Non Current	-	(12,802)	-
Other payables - Non Current	-	-	(476,560)
Total	(333,921)	(12,802)	(476,560)

(c) Market risk:

Market risk is the risk that changes in market prices, such as foreign exchange rates, interest rates and equity prices will affect the Group's income or the value of its holdings of financial instruments. The objective of market risk management is to manage and control market risk exposures within acceptable parameters, while optimising the return.



(i) Currency risk:

The Group is from time to time exposed to currency risk on investments, and foreign currency denominated purchases in a currency other than the respective functional currencies of Group Entities, primarily the Australian dollar (AUD). The other material currency that these transactions are denominated in is the (USD).

The Group has not entered into any derivative financial instruments to hedge such transactions and anticipated future receipts or payments that are denominated in a foreign currency.

Exposure to currency risk:

The Group's exposure to foreign currency risk at balance date was as follows, based on notional amounts:

AUD	30 June 2024			30 June 2023		
	AUD	USD	Total	AUD	USD	Total
Cash & cash equivalents	4,097,150 ¹	203,970	4,301,120	5,060,071 ²	240,838	5,300,909
Trade & other receivables	99,998	-	99,998	73,641	-	73,641
Trade and other payables	(823,283)	-	(823,283)	(779,074)	-	(779,074)
Net balance sheet exposure	3,373,865	203,970	3,577,835	4,354,638	240,838	4,595,476

1. 7,553 Namibian dollars which is the equivalent of \$623.57 is included in the AUD balance as it is immaterial to the currency risk.

2. 4,124 Namibian dollars which is the equivalent of \$329.99 is included in the AUD balance as it is immaterial to the currency risk.

The following significant exchange rates applied during the year:

	Average rate		Reporting date spot rate	
	2024	2023	2024	2023
AUD : USD	0.661	0.673	0.667	0.664

Sensitivity analysis:

A 10 percent strengthening of the Australian dollar against the USD at 30 June would have increased (decreased) equity and profit or loss by the amounts shown below. This analysis assumes that all other variables, in particular interest rates, remain constant. The analysis is performed on the same basis for 2023.

Effect in AUD	Consolidated	
	Equity	Profit or loss
30 June 2024		
10% strengthening	22,663	22,663
30 June 2023		
10% strengthening	26,760	26,760

A 10 percent weakening of the Australian dollar against the USD at 30 June would have had the equal but opposite effect on the above currencies to the amounts shown above, on the basis that all other variables remain constant.

The sensitivity analysis only had an effect on the equity or profit and loss of the Company in relation to the USD bank account.



Interest rate risk:

At balance date the Group had exposure to interest rate risk, through its cash and equivalents held within financial institution.

	Consolidated Carrying Amount	
	30 June 2024	30 June 2023
Variable rate instruments		
Cash and cash equivalents	4,301,120	5,300,909

Fair value sensitivity analysis for fixed rate instruments:

The Company and Group do not account for any fixed rate financial assets at fair value through profit or loss. Therefore, a change in interest rates at reporting date would not affect profit or loss or equity.

Fair values:

The fair values of financial assets and liabilities, together with the carrying amounts shown in the balance sheet, are as follows:

Consolidated	30 June 2024		30 June 2023	
	Carrying amount	Fair value	Carrying amount	Fair value
Trade and other receivables	99,998	99,998	73,641	73,641
Cash and cash equivalents	4,301,120	4,301,120	5,300,909	5,300,909
Trade and other payables	(823,283)	(823,283)	(779,074)	(779,074)
	3,577,835	3,577,835	4,595,476	4,595,476

The basis for determining fair values is disclosed in note 1.

Capital Management:

The Board's policy is to maintain a strong capital base so as to maintain investor, creditor and market confidence and to sustain future development of the business. The Board of Directors monitors the return on capital, which the Group defines as net operating income divided by total Shareholders' equity, excluding non-redeemable preference shares and minority interests.

	2024	2023
Equity attributable to Shareholders of the Company		
Minorities	(1,474,293)	(1,473,865)
Equity	9,749,598	10,141,913
Total assets	9,098,588	9,447,122
Equity ratio in %	107.15%	107.35%
Average equity	8,471,677	7,295,321
Net Profit /(Loss)	(2,338,435)	(1,870,559)
Return on Equity in %	(27.60)%	(25.64)%

There were no changes in the Group's approach to capital management during the year.

Neither the Company nor any of its subsidiaries are subject to externally imposed capital requirements.



20. RELATED PARTY

(a) During the year the Company paid fees to Basis Commercial Pty Ltd, a company in which Mr Smith has a financial interest, for his role as Chief Executive Officer. The amount paid was \$57,526 (2023: nil as CEO).

(b) Refer to note 17 and Directors' Report for Key Management Personnel remuneration.

21. PARENT INFORMATION

The Group has applied amendments to the *Corporations Act (2001)* which remove the requirement for the Group to lodge Parent Entity Financial Statements. Parent Entity Financial Statements have been replaced by the specific Parent Entity disclosures below.

AT 30 JUNE 2024

	2024	2023
	\$	\$
STATEMENT OF PROFIT OR LOSS AND OTHER COMPREHENSIVE INCOME		
(Loss) for the period	(2,343,895)	(1,971,470)
TOTAL COMPREHENSIVE INCOME	(2,343,895)	(1,971,470)

	2024	2023
	\$	\$
STATEMENT OF FINANCIAL POSITION		
Assets		
Current assets	4,389,547	5,352,836
TOTAL ASSETS	9,064,713	9,430,541
Liabilities		
Current liabilities	305,506	235,509
TOTAL LIABILITIES	318,308	285,934
Equity		
Contributed equity	116,661,555	115,835,863
Reserves	2,250,000	1,130,000
Accumulated losses	(110,165,150)	(107,821,256)
TOTAL EQUITY	8,746,405	9,144,607



CONSOLIDATED ENTITY DISCLOSURE STATEMENT

Entity Name	Body Corporate, partnership or trust	Country of incorporation	% of Share Capital held directly or indirectly by the Company in the body corporate	Australian or Foreign Tax Resident	Jurisdiction for Foreign tax resident
Pancontinental Energy NL	Body Corporate	Australia	Parent	Australian	N/A
Pancontinental Namibia Pty Ltd	Body Corporate	Australia	66.67%	Australian	N/A
Pancontinental Orange Pty Ltd	Body Corporate	Australia	100.00%	Australian	N/A
Pancontinental Cooper Pty Ltd	Body Corporate	Australia	100.00%	Australian	N/A



In accordance with a resolution of the Directors of Pancontinental Energy NL, I state that:

- (1) In the opinion of the Directors:
 - (a) the Financial Statements and notes of the Company and of the Consolidated Entity are in accordance with the *Corporations Act 2001*, including:
 - (i) giving a true and fair view of the Company's and Consolidated Entity's financial position as at 30 June 2024 and of their performance for the year ended on that date; and
 - (ii) complying with Accounting Standards including International Financial Reporting Standards and Corporations Regulations 2001; and
 - (iii) the information disclosed in the consolidated entity disclosure statement is true and correct; and
 - (b) there are reasonable grounds to believe that the Company will be able to pay its debts as and when they become due and payable.
- (2) This declaration has been made after receiving the declarations required to be made to the Directors in accordance with section 295A of the *Corporations Act 2001* for the financial period ending 30 June 2024.

On behalf of the Board

EA Myers
Director

Perth, Western Australia
30 September 2024

**PANCONTINENTAL ENERGY NL
INDEPENDENT AUDITOR'S REPORT**

To the members of Pancontinental Energy NL

Opinion

We have audited the financial report of Pancontinental Energy NL ("the Company") and its controlled entities ("the Group"), which comprises the consolidated statement of financial position as at 30 June 2024, the consolidated statement of profit or loss and other comprehensive income, the consolidated statement of changes in equity and the consolidated statement of cash flows for the year then ended, and notes to the financial statements, including a summary of material accounting policy information, the consolidated entity disclosure statement and the Directors' Declaration.

In our opinion, the financial report of the Group is in accordance with the *Corporations Act 2001*, including:

- a) giving a true and fair view of the Group's financial position as at 30 June 2024 and of its performance for the year ended on that date; and
- b) complying with Australian Accounting Standards and *Corporations Regulations 2001*

Basis for Opinion

We conducted our audit in accordance with Australian Auditing Standards. Our responsibilities under those standards are further described in the *Auditor's Responsibilities for the Audit of the Financial Report* section of our report.

We are independent of the Group in accordance with the ethical requirements of the Accounting Professional and Ethical Standards Board's APES 110 *Code of Ethics for Professional Accountants (including Independence Standards)* ("the Code") that are relevant to our audit of the financial report in Australia. We have also fulfilled our other ethical responsibilities in accordance with the Code.

We confirm that the independence declaration required by the *Corporations Act 2001*, which has been given to the directors of the Group, would be in the same terms if given to the directors as at the time of this auditor's report.

We believe that the audit evidence we have obtained is sufficient and appropriate to provide a basis for our opinion.

In.Corp Audit & Assurance Pty Ltd
ABN 14 129 769 151

Level 1
6-10 O'Connell Street
SYDNEY NSW 2000

Suite 11, Level 1
4 Ventnor Avenue
WEST PERTH WA 6005

GPO BOX 542
SYDNEY NSW 2001

T +61 2 8999 1199
E team@incorpadvisory.au
W incorpadvisory.au

PANCONTINENTAL ENERGY NL
INDEPENDENT AUDITOR'S REPORT (continued)

Key Audit Matters

Key audit matters are those matters that, in our professional judgement, were of most significance in our audit of the financial report of the current period. These matters were addressed in the context of our audit of the financial report as a whole, and in forming our opinion thereon, and we do not provide a separate opinion on these matters.

Key Audit Matter - Exploration and Evaluation Expenditure	How our Audit Addressed the Key Audit Matter
<p>Exploration and Evaluation Expenditure</p> <p>As disclosed in Note 7 to the financial statements, the carrying value of the capitalised exploration and evaluation expenditure is \$4,683,348 which represents 51% of all assets of the Group.</p> <p>We consider capitalised exploration and evaluation expenditure to be a key audit matter due to:</p> <ul style="list-style-type: none"> • the materiality of the balance; • the high level of judgement involved in assessing whether expenditure meets the capitalisation requirements in accordance with <i>AASB 6 Exploration and Evaluation of Mineral Resources</i>; • the high level of judgement involved in assessing the carrying value of the exploration expenditure and whether an impairment may be required; and • the significance of the balance to the shareholders. 	<p>Our procedures in relation to capitalised exploration and evaluation expenditure included, but were not limited to:</p> <ul style="list-style-type: none"> • Reviewing the ownership rights to the tenements against which the expenditure is capitalised, their expiry dates, and where required if the expenditure commitments were met; • Assessing the reasonableness of capitalising exploration and evaluation expenditure in accordance with <i>AASB 6 Exploration and Evaluation of Mineral Resources</i>; • Testing a sample of exploration and evaluation expenditure items to supporting documentation to ensure they were bona fide payments; • Assessing the reasonableness of management's assessment for the existence of impairment indicators; and • Reviewing the appropriateness of the related disclosures in the notes to the financial statements.

PANCONTINENTAL ENERGY NL
INDEPENDENT AUDITOR'S REPORT (continued)

Other Information

The directors are responsible for the other information. The other information comprises the information included in the Group's annual report for the year ended 30 June 2024 but does not include the financial report and our auditor's report thereon.

Our opinion on the financial report does not cover the other information and accordingly we do not express any form of assurance conclusion thereon.

In connection with our audit of the financial report, our responsibility is to read the other information and, in doing so, consider whether the other information is materially inconsistent with the financial report or our knowledge obtained in the audit or otherwise appears to be materially misstated.

If, based on the work we have performed, we conclude that there is a material misstatement of this other information, we are required to report that fact. We have nothing to report in this regard.

Responsibilities of the Directors for the Financial Report

The directors of the Company are responsible for the preparation of:

- a) the financial report (other than the consolidated entity disclosure statement) that gives a true and fair view in accordance with Australian Accounting Standards and the *Corporations Act 2001*; and
- b) the consolidated entity disclosure statement that is true and correct in accordance with the *Corporations Act 2001*, and

for such internal control as the director determine is necessary to enable the preparation of:

- i. the financial report (other than the consolidated entity disclosure statement) that gives a true and fair view and is free from material misstatement, whether due to fraud or error; and
- ii. the consolidated entity disclosure statement that is true and correct and is free of misstatement, whether due to fraud or error.

In preparing the financial report, the directors are responsible for assessing the Group's ability to continue as a going concern, disclosing, as applicable, matters related to going concern and using the going concern basis of accounting unless the director either intends to liquidate the Group or to cease operations, or have no realistic alternative but to do so.

PANCONTINENTAL ENERGY NL

INDEPENDENT AUDITOR'S REPORT (continued)

Auditor's Responsibilities for the Audit of the Financial Report

Our objectives are to obtain reasonable assurance about whether the financial report as a whole is free from material misstatement, whether due to fraud or error; and to issue an auditor's report that includes our opinion.

Reasonable assurance is a high level of assurance but is not a guarantee that an audit conducted in accordance with Australian Auditing Standards will always detect a material misstatement when it exists. Misstatements can arise from fraud or error and are considered material if, individually or in the aggregate, they could reasonably be expected to influence the economic decisions of users taken on the basis of this financial report.

A further description of our responsibilities for the audit of the financial report is located at the Auditing and Assurance Standards Board website at:

https://www.auasb.gov.au/auditors_responsibilities/ar1.pdf. This description forms part of our auditor's report.

Report on the Remuneration Report

We have audited the Remuneration Report included in the directors' report for the year ended 30 June 2024. The directors of the Company are responsible for the preparation and presentation of the Remuneration Report in accordance with section 300A of the *Corporations Act 2001*. Our responsibility is to express an opinion on the Remuneration Report, based on our audit conducted in accordance with Australian Auditing Standards.

Opinion

In our opinion the Remuneration Report of Pancontinental Energy NL, for the year ended 30 June 2024, complies with section 300A of the *Corporations Act 2001*.

In.Corp Audit & Assurance Pty Ltd



Volha Romanchik
Director

30 September 2024



Additional information required by the ASX Ltd and not shown elsewhere in this report is as follows.
The information is current as at 30 September 2024.

(a) Distribution of equity securities

The number of shareholders, by size of holding, in each class of share are:

		Ordinary shares	
		Number of holders	Number of shares
1	- 1,000	433	98,554
1,001	- 5,000	252	831,156
5,001	- 10,000	272	2,288,224
10,001	- 100,000	1,739	86,814,675
100,001	and over	2,934	8,041,553,257
		5,630	8,131,585,866
The number of shareholders holding less than a marketable parcel of shares are:		1,605	17,113,576

(b) Twenty largest Shareholders

The names of the twenty largest holders of quoted shares are:

		Listed ordinary shares	
		Number of shares	Percentage of ordinary shares
1	EST MR HENRY DAVID KENNEDY	658,824,491	8.10%
2	PERTH SELECT SEAFOODS PTY LTD	462,000,000	5.68%
3	CITICORP NOMINEES PTY LIMITED	424,649,141	5.22%
4	SOUDURE S/F PTY LTD	357,000,000	4.39%
5	BNP PARIBAS	260,974,541	3.21%
6	ROY BARRY RUSHWORTH	146,335,610	1.80%
7	BNP PARIBAS NOMINEES PTY LTD	129,055,845	1.59%
8	MRS SUSAN GAYE BOAS	106,000,000	1.30%
9	HSBC CUSTODY NOMINEES	100,904,762	1.24%
10	MR VICTOR LORUSSO	100,000,000	1.23%
11	MR SCOTT ROBERT WEIR	80,000,000	0.98%
12	MSI 888 PTY LTD	66,000,000	0.81%
13	AMIDOR INVESTMENTS PTY LTD	60,000,000	0.74%
14	BUDWORTH CAPITAL PTY LTD	59,500,000	0.73%
15	CORD INVESTMENTS PTY LTD	51,500,000	0.63%
16	INKJAR PTY LTD	50,000,000	0.61%
16	OLD BLOOD AND GUTS PTY LTD	50,000,000	0.61%
16	OLD BLOOD AND GUTS PTY LTD	50,000,000	0.61%
16	BOND STREET CUSTODIANS LIMITED	50,000,000	0.61%
16	CORD INVESTMENTS PTY LTD	50,000,000	0.61%
16	GREENSEA INVESTMENTS PTY LTD	50,000,000	0.61%
17	MR JAMES WERNER REIMERS	45,000,000	0.55%
18	MR DAVID TATTERSFIELD	40,007,105	0.49%
19	MR JOSEPH WALKER TATTERSFIELD	40,007,103	0.49%
20	CHALEYER HOLDINGS PTY LTD	40,000,000	0.49%



20	MR REGINALD STANLEY ORMOND HOLT	40,000,000	0.49%
		3,567,758,598	43.82%

(c) Voting rights

All ordinary shares (whether fully paid or not) carry one vote per share without restriction.

(d) Substantial Shareholders

	Number of Shares
The details of Substantial Shareholders are set out below:	
• Sundowner International Limited	411,768,269
• Perth Select Seafoods Pty Ltd	330,000,000
• Crescent Nominees Limited	254,021,311

(e) Permit Schedule

Permits and Licence Interests	Permit reference	Interest
Petroleum prospects		
Namibia	PEL 87	75%
Australia	ATP 920	earning 20%
Australia	ATP 924	earning 25%

THIS PAGE HAS BEEN LEFT INTENTIONALLY BLANK



45 Ventnor Avenue,
West Perth WA 6005
Telephone: +61 8 6363 7090
Facsimile: +61 8 6363 7099