

## W | A | M Research ASX: WAX

The most compelling undervalued growth opportunities  
in the Australian market.



### Net Tangible Assets (NTA) per share before tax

|           | NTA<br>(before tax payment) | NTA<br>(after tax payment) | Tax paid |
|-----------|-----------------------------|----------------------------|----------|
| June 2025 | 109.47c                     | 108.84c                    | 0.63c    |
| May 2025  | 109.31c                     |                            |          |

The June 2025 NTA (after tax payment) is after the payment of \$1.3m (0.63 cents per share) in tax during the month.

The net current and deferred tax asset/(liability) position of the Company for June 2025 is 0.40 cents per share. This includes 5.39 cents per share of income tax losses available to the Company in future periods.

## Dividend highlights

# 10.0c

Annualised interim dividend,  
60% franked (per share)

# 159.0c

Dividends paid since inception  
(per share)

# 223.7c

Dividends paid since inception,  
when including the value of  
franking credits (per share)

# 9.0%

Annualised interim dividend yield\*

# 11.3%

Grossed-up dividend yield\*

# 48.3c

Profits reserve (per share)

## Assets

# \$229.4m

Investment portfolio performance<sup>^</sup>  
(pa since change in investment strategy  
July 2010)

# 15.2%

S&P/ASX All Ordinaries Accumulation Index:  
9.2%

Month-end share price  
(at 30 June 2025)

# \$1.11

\*Based on the 30 June 2025 share price and the annualised FY25 interim dividend of 10.0 cents per share, partially franked at 60%. Grossed-up dividend yield includes the value of franking credits and is based on a tax rate of 30%.

<sup>^</sup>Investment portfolio performance is before expenses, fees and taxes to compare to the relevant index which is also before expenses, fees and taxes.

[Read Tobias Yao in the AFR on the rapid expansion of Tuas](#)

The WAM Research (ASX: WAX) investment portfolio decreased during the month. Restaurant operations company Collins Foods (ASX: CKF) contributed to the investment portfolio performance, while provider of engineering and manufacturing equipment for the mining industry Austin Engineering (ASX: ANG) was a detractor.



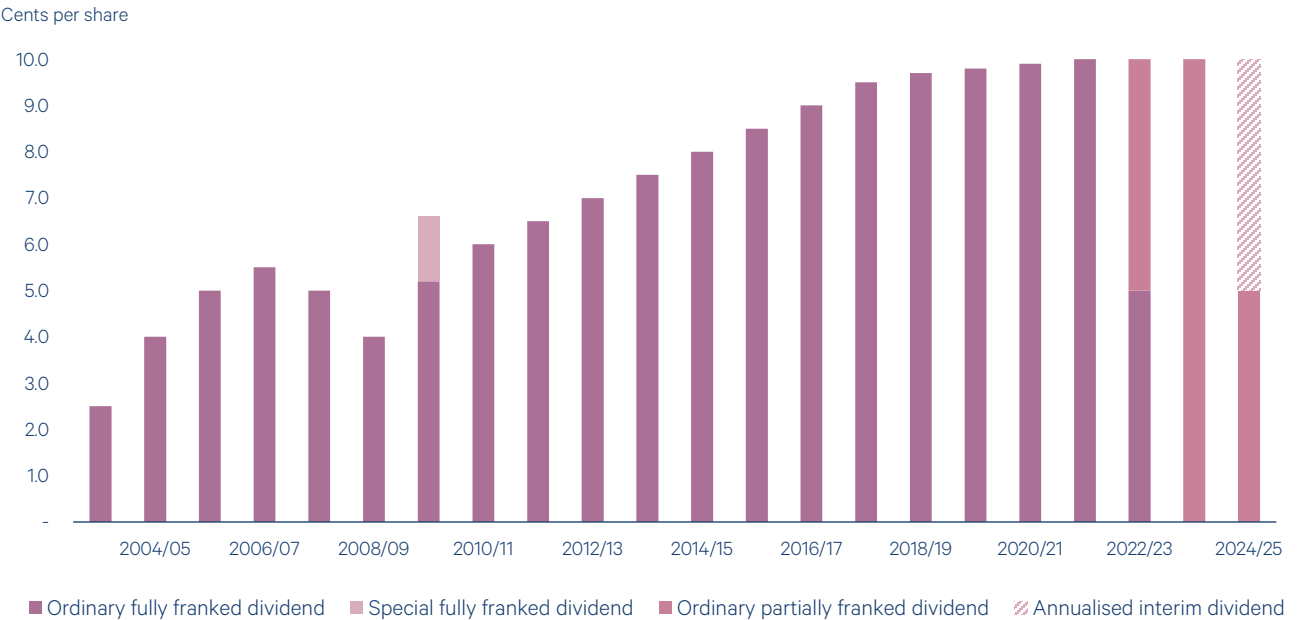
Collins Foods is the largest operator of KFC restaurants in Australia and a growing operator of fast-food restaurants in Europe. During the month, the company's share price rose 17% following the announcement of its FY2025 results and continued to rally through the rest of the month. The company reported a record \$1.52 billion in revenue, strong net operating cash flows of \$181.4 million and a reduction in net debt to \$137.9 million. The key highlight was the better-than-expected profit margins in the second half of the financial year for KFC Australia, as cost deflation and productivity improvements shone through despite challenging market conditions. Management's commentary underpins our confidence in a return to earnings growth in FY2026, attributing performance to improving sales growth momentum, continued restaurant expansion, marketing and product innovation, and a second-half margin rebound as expected interest rate cuts drive improved consumer sentiment.



The share price of mining equipment specialist Austin Engineering declined 16% in June. The company released a trading update at the start of the month, downgrading FY2025 earnings before interest and taxes (EBIT) guidance to \$41 million, citing margin pressure on a large Chilean truck-body contract that necessitated higher ramp-up costs. While the update lifted FY2025 revenue guidance to approximately \$370 million, which is up approximately 18% year-on-year, this margin pressure was a disappointment. The company is implementing measures to improve margin recovery, including temporarily relocating production to their site in Batam, whilst improving overall plant efficiency. This short-term setback is reflective of transitional challenges that should normalise as management drive operational improvements and margins recover across a larger revenue base into FY2026.

Dividends since inception

The Company's ability to continue paying franked dividends at the current level is dependent on generating additional profits reserves, through positive investment portfolio performance in FY2026, and franking credits. The ability to generate additional franking credits is reliant on the receipt of franked dividends from investee companies and the payment of tax on realised profits.

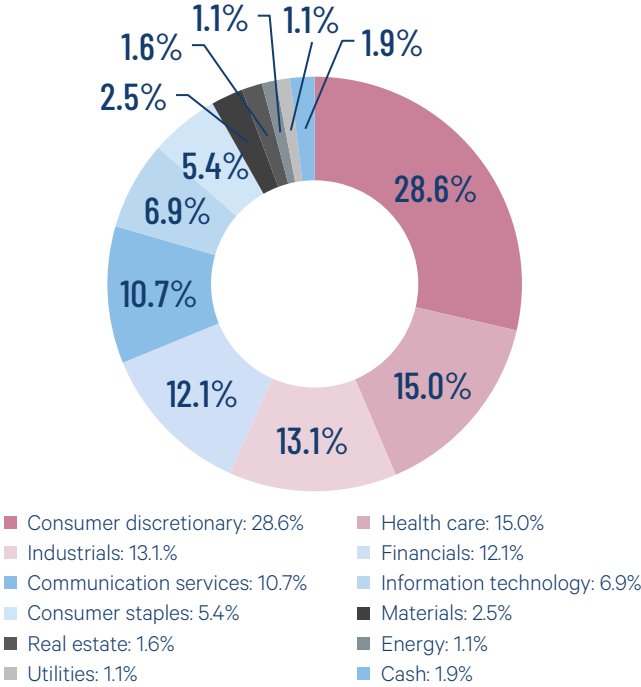


Top 20 holdings (in alphabetical order)

| Code | Company Name                 |
|------|------------------------------|
| ACL  | Australian Clinical Labs     |
| BLX  | Beacon Lighting Group        |
| CKF  | Collins Foods                |
| EVT  | EVT                          |
| GDG  | Generation Development Group |
| GEM  | G8 Education                 |
| GTK  | Gentrack Group               |
| IDX  | Integral Diagnostics         |
| IPH  | IPH                          |
| JDO  | Judo Capital Holdings        |

| Code   | Company Name             |
|--------|--------------------------|
| MGH    | Maas Group Holdings      |
| MYR    | Myer Holdings            |
| NZX NZ | NZX                      |
| PGC    | Paragon Care             |
| RIC    | Ridley Corporation       |
| SNL    | Supply Network           |
| SSM    | Service Stream           |
| SUM NZ | Summerset Group Holdings |
| TUA    | Tuas                     |
| WEB    | Web Travel Group         |

Diversified investment portfolio by sector



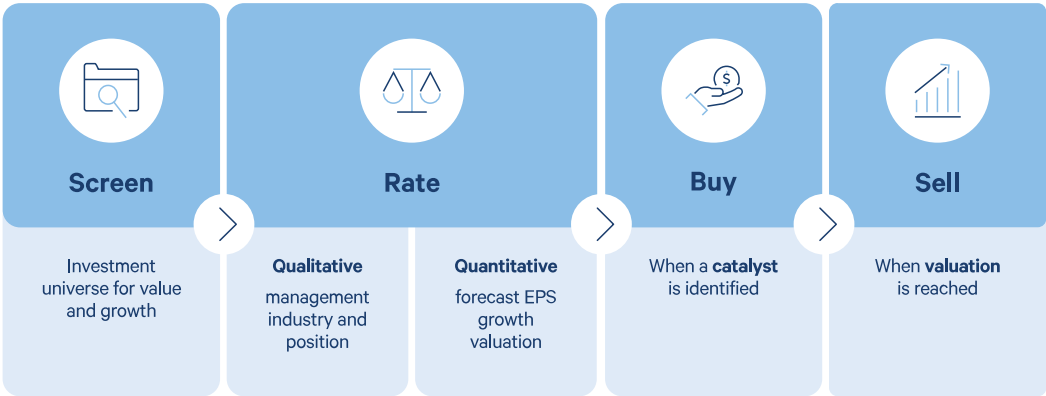
Portfolio composition by market capitalisation

| As at 30 June 2025 | WAM Research <sup>^</sup> | S&P/ ASX All Ordinaries Index | S&P/ ASX Small Ordinaries Index |
|--------------------|---------------------------|-------------------------------|---------------------------------|
| ASX Top 20         | 0.0%                      | 55.3%                         | 0.0%                            |
| ASX 21-50          | 0.0%                      | 17.7%                         | 0.0%                            |
| ASX 51-100         | 3.7%                      | 12.4%                         | 0.0%                            |
| ASX 101-300        | 74.8%                     | 11.8%                         | 100.0%                          |
| Ex ASX 300         | 19.6%                     | 2.8%                          | 0.0%                            |

<sup>^</sup>The investment portfolio held 1.9% in cash.

Our proven investment process

Research Driven Process



# About the Investment Manager

Wilson Asset Management has a track record of making a difference for shareholders and the community for over 27 years.

As the investment manager for nine leading listed investment companies (LICs) and two unlisted funds, Wilson Asset Management has a diversified offering of Australian and global listed equities and alternative assets.

Wilson Asset Management created and is the lead supporter of the first LICs to deliver both investment and social returns: Future Generation Australia (ASX: FGX) and Future Generation Global (ASX: FGG), as well as Future Generation Women.

|                |                                |
|----------------|--------------------------------|
| >\$5.9 billion | in funds under management      |
| 130,000        | retail and wholesale investors |
| >250 years     | combined investment experience |
| 11             | investment products            |

## Listed Investment Companies

- W | A | M Capital
- W | A | M Leaders
- W | A | M Global
- W | A | M Microcap
- W | A | M Alternative Assets
- W | A | M Income Maximiser
- W | A | M Strategic Value
- W | A | M Research
- W | A | M Active

## Key contacts

**Geoff Wilson AO**  
Chairman & Chief Investment Officer  
X (Twitter)  
[@GeoffWilsonWAM](#)  
(02) 9247 6755

**Kate Thorley**  
Chief Executive Officer  
(02) 9247 6755

**Jesse Hamilton**  
Chief Financial Officer  
0401 944 807

**Camilla Jones**  
Corporate Affairs Manager  
0407 407 062

**For more information visit:**  
[wilsonassetmanagement.com.au](#)



Stay informed

Please subscribe to our [newsletter](#) and follow us on our social channels [X](#), [LinkedIn](#) and [Facebook](#) for real-time insights and market updates from our investment experts, along with the latest news, results and events.

**Zenith Disclaimer:** The Zenith Investment Partners (ABN 27 103 132 672, AFS Licence 226872) ("Zenith") rating (ASX: WAX assigned June 2025) referred to in this piece is limited to "General Advice" (s766B Corporations Act 2001) for Wholesale clients only. This advice has been prepared without taking into account the objectives, financial situation or needs of any individual, including target markets of financial products, where applicable, and is subject to change at any time without prior notice. It is not a specific recommendation to purchase, sell or hold the relevant product(s). Investors should seek independent financial advice before making an investment decision and should consider the appropriateness of this advice in light of their own objectives, financial situation and needs. Investors should obtain a copy of and consider the PDS or offer document before making any decision and refer to the full Zenith Product Assessment available on the Zenith website. Past performance is not an indication of future performance. Zenith usually charges the product issuer, fund manager or related party to conduct Product Assessments. Full details regarding Zenith's methodology, ratings definitions and regulatory compliance are available on our Product Assessments and at [Fund Research Regulatory Guidelines](#).

**Independent Investment Research (IIR) Disclaimer:** The rating ascribed by IIR is provided under the Annual LIC Research Participation Scheme whereby the LIC Manager provides information and IIR rating is monitored on a monthly basis to ensure its currency. The manager is a participant and as such this rating is current. Please note an ascribed rating does not constitute advice in any form. We recommend to any reader that no investment decisions are made on this fund without seeking advice from your Wealth Manager.