

## QUARTERLY REPORT

### COMPANY DETAILS

ABN: 94 088 488 724

#### PRINCIPAL AND REGISTERED OFFICE

Suite 1, Level 1  
680 Murray Street  
West Perth WA 6005  
T | +61 8 9214 9700  
F | (+61 8 9214 9701  
E | [info@strikeresources.com.au](mailto:info@strikeresources.com.au)  
W | [www.strikeresources.com.au](http://www.strikeresources.com.au)

#### ASX CODE

SRK

#### SECURITIES ON ISSUE

283,750,000 shares  
1,000,000 Broker's Options  
(\$0.15, 30 Nov 2023)  
12,000,000 Directors' Options  
(\$0.185, 3 Dec 2023)  
1,000,000 Broker's Options  
(\$0.33, 3 Jun 2024)  
3,100,000 SIP Options  
(\$0.185, 14 Feb 2025)

### BOARD OF DIRECTORS

**Farooq Khan**  
(Executive Chairman)

**William Johnson**  
(Managing Director)

**Victor Ho**  
(Executive Director)

**Matthew Hammond**  
(Non-Executive Director)

**Malcolm Richmond**  
(Non-Executive Director)

### COMPANY SECRETARY

**Victor Ho**  
[cosec@strikeresources.com.au](mailto:cosec@strikeresources.com.au)

### AUTHORISED FOR RELEASE BY - FOR FURTHER INFORMATION:

William Johnson  
Managing Director  
E | [wjohnson@strikeresources.com.au](mailto:wjohnson@strikeresources.com.au)  
T | +61 8 9214 9700

26 July 2023

### HIGHLIGHTS

#### Paulsens East Iron Ore Project, Pilbara (Western Australia)

- Strike is advancing development of a multi-user bulk loading facility for the export of iron ore from the Port of Ashburton, Onslow, with the Port of Ashburton Consortium (PAC) (Strike: 25%, future iron ore producer CZR Resources Ltd (ASX:CZR):50% and transshipment services provider CSL Australia Pty Ltd:25%).
- Strike retains the option to commence export operations through the Port of Ashburton on its own (based upon the current DWER approvals received).

#### Corporate

- Realised \$2.4 million from the sale of 3 million shares in Lithium Energy Limited (ASX:LEL) in June 2023; Strike retains a 31,410,000 (30.49%) shareholding in LEL.

#### About Strike Resources Limited (ASX:SRK)

Strike Resources Limited (ASX:SRK) is an ASX listed resource company which is developing the Paulsens East Iron Ore Mine in Western Australia – Strike has exported 66,618 tonnes of ~62% Fe Lump DSO (mined from surface detrital material) from Utah Point (Port Hedland) and is developing a ~1.8 – 2 Mtpa export solution out of the Port of Ashburton (Onslow). Strike also owns the high grade Apurimac Iron Ore Project in Peru where it has exported “Apurimac Premium Lump” DSO product of ~65% Fe. Strike has a 34.41M (36.2%) shareholding in Lithium Energy Limited (ASX:LEL), which was spun-out of Strike under a \$9m IPO in May 2021. Lithium Energy is developing battery minerals related assets - the Solaroz Lithium Brine Project in Argentina and the Burke Graphite Project in Queensland.

## PROJECTS

### Paulsens East Iron Ore Project (Pilbara, Western Australia)

(Strike – 100%)

The Paulsens East Iron Ore Project (**Paulsens East** or **Project**) is located ~235km by road east of Onslow (and the Port of Ashburton) and ~650km by road south of Port Hedland in the Pilbara, Western Australia (refer Figure 1).

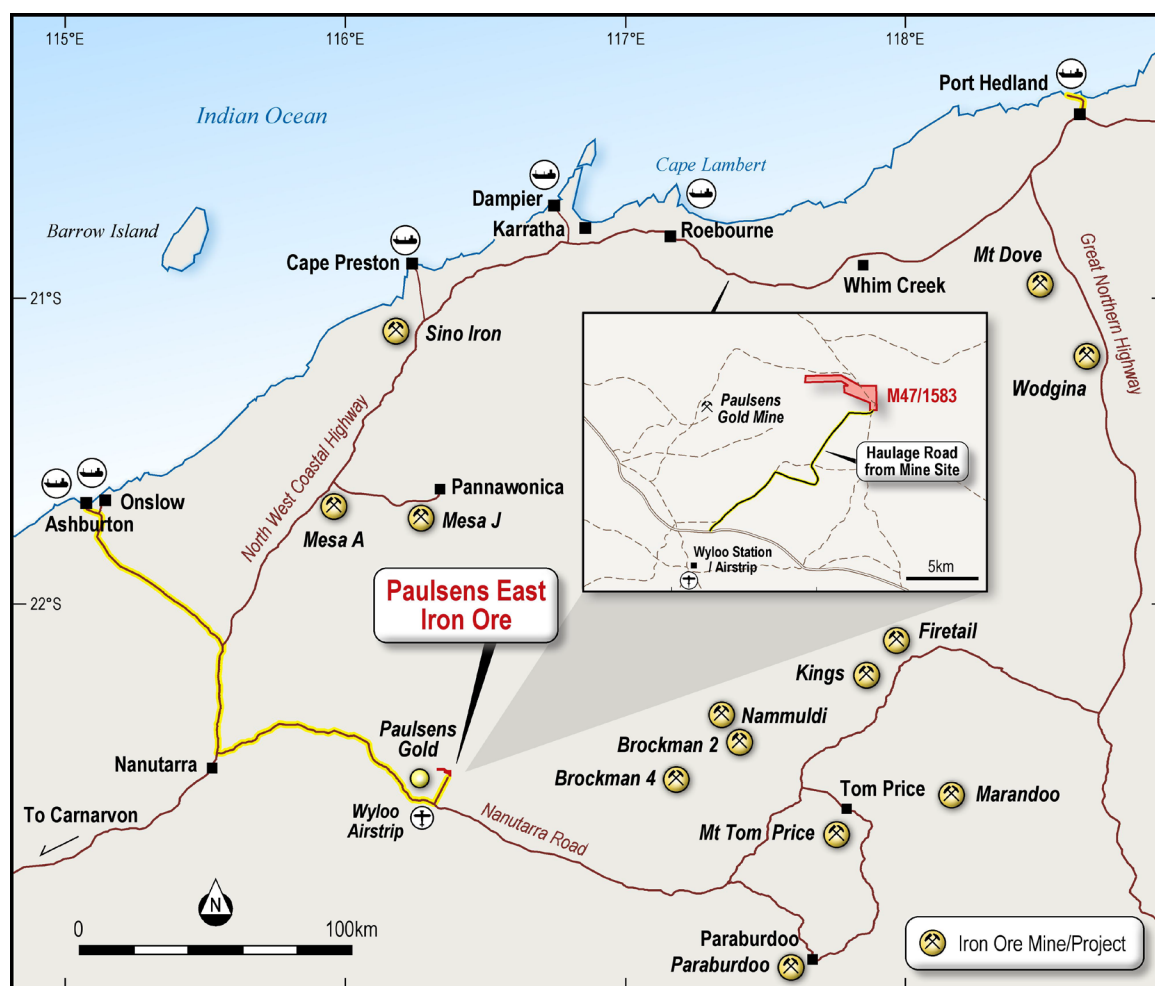


Figure 1: Paulsens East Iron Ore Mine Location – Haulage Route to Port of Ashburton

Strike last year completed a maiden shipment of 66,618 tonnes of iron ore from Paulsens East, which involved the mining of surface detrital material to produce Paulsens East Lump direct shipping iron ore (DSO) (grading 62% Fe), which was exported to China from the Utah Point Multi-User Bulk Handling Facility (**Utah Point**) at Port Hedland.

Strike is now undertaking Stage 2 Development of Paulsens East, which will involve conventional open pit mining of the Paulsens East hematite ridge, ramping up to an annualised production rate of up to ~1.8 Mtpa, with road train haulage to and export (via transshipment operations) through the Port of Ashburton near Onslow.

### Consortium for Development of Iron Ore Export Facility at Port of Ashburton

Strike, future iron ore producer CZR Resources Ltd (ASX:CZR) and transshipment services provider CSL Australia Pty Ltd have entered into a binding Memorandum of Understanding (**MOU**) for the formation of a Port of Ashburton Consortium (**PAC**) to work with relevant authorities to secure approvals for the development of a 5 Mtpa capacity multi-user bulk loading facility for the export of iron ore from the Port of Ashburton, Onslow (the **Port of Ashburton Export Facility**).<sup>1</sup>

Strike, as an existing producer of iron ore from its Paulsens East Iron Ore Project, and CZR, as a future iron ore producer from the development of its Robe Mesa Iron Ore and Ashburton Magnetite Projects, propose to utilise the Port of Ashburton Export Facility for the export of iron ore from their existing and proposed iron mines respectively. Its close proximity to their current and proposed mining operations has the potential to significantly lower trucking costs compared to exporting through Utah Point in Port Hedland. In the case of Strike and its Paulsens East Iron Ore Mine, this involves a trucking distance of ~235km to the Port of Ashburton versus ~650km to Utah Point in Port Hedland (refer Figure 1), significantly reducing trucking costs from mine to port. Both parties believe that combining their export operations through the Port of Ashburton Export Facility provides considerable economies of scale and cost reductions in shipping and transport costs.

CSL Australia is a division of the CSL Group Inc., which is the world's largest owner and operator of self-unloading vessels. CSL Australia currently provides transshipment services for the export of iron ore from Cape Preston in Western Australia and Whyalla in South Australia. CSL has considerable experience in the loading and transportation of bulk materials including iron ore and has agreed to join the PAC as a part-owner of the Port of Ashburton Export Facility and to provide transshipment services to Strike and CZR.





Figure 2: Quay at Port of Ashburton, Onslow

Strike's participation and ownership interest is 25% (CZR – 50% and CSL – 25%). Strike will have a one-third share of the (proposed (minimum) 5 Mtpa) export capacity from the Port of Ashburton Export Facility.

<sup>1</sup> Refer Strike's ASX Announcement dated 16 December 2022: Formation of Consortium for Development of Iron Ore Export Facility at Port of Ashburton and CZR's ASX Announcement dated 16 December 2022: Strategic Partnership to Develop Iron Ore Export Facility





*Figure 3: Port of Ashburton, Onslow*

The PAC members are working with relevant authorities to develop and finalise:

- designs for an integrated iron ore export facility at the Port of Ashburton, including road train unloading, storage shed, transshipment vessel (TSV) loader and ancillary fixed and mobile infrastructure; and
- the operating parameters and terms of a TSV to be provided by CSL from its existing shipping fleet capable of discharging a minimum annualised capacity of 5 Mtpa of iron ore into cape size ocean-going vessels at an offshore transshipment anchorage point off the Port of Ashburton,

as part of the process to secure required approvals for the establishment of infrastructure at the Port of Ashburton Export Facility

The PAC is also assessing the commercial parameters of proposed landside and offshore transshipment operations. Upon the grant of relevant approvals, the PAC members will negotiate necessary agreements for the construction and operation of the Port of Ashburton Export Facility and for CSL to provide transshipment services for the export of iron ore from such facility.

The material terms of the MOU (dated 14 December 2022) between Paulsens East Iron Ore Pty Ltd (the Paulsens East operating subsidiary of Strike), CZR and CSL are as follows:

- The parties will work together to secure necessary approvals for the construction and operation of the Port of Ashburton Export Facility.
- The parties agree to share the costs and expenses of the approvals process in proportion to their participating interest in the PAC.
- CSL will undertake a feasibility study on the landside transshipment and marine operations and will have a first right of refusal to provide transshipment services from the Port of Ashburton Export Facility.
- The participation interest and cost contribution of each party in the PAC and future ownership of the Port of Ashburton Export Facility is as follows: CZR – 50%, CSL – 25% and Strike – 25% (adjusted proportionately if a party does not wish to proceed with a definitive agreement).
- Each of CZR and SRK will have access to export capacity at the Port of Ashburton Export Facility in the following proportions: CZR – 66.67% and Strike – 33.33% (subject to a mechanism for allocating unused capacity, including to third-parties).

### Development Options for Paulsens East

The WA Department of Water and Environmental Regulation (**DWER**) has (January 2023) granted a second Works Approval under the *Environmental Protection Act 1986* for offshore marine operations, principally related to the Category 58 bulk loading of up to 1.8 Mtpa (10,000 tonnes per day) of iron ore from a Transhipment Vessel to Ocean Going Vessels in a designated offshore anchorage area ~14 nautical miles from the Port of Ashburton in Onslow.<sup>2</sup>

Strike received an earlier (landside) Works Approval from DWER in July 2022 to undertake Category 58 bulk loading and unloading of up to 1.8 Mtpa (10,000 tonnes per day) of iron ore from the Port of Ashburton.<sup>3</sup>

The securing of these key regulatory Works Approvals in respect of the Port of Ashburton complete all DWER approvals required for the commencement of export operations from the Port of Ashburton and are important steps in the Stage 2 development plans of Strike.

The current Works Approvals received allow Strike to commence its Stage 2 Development plans for Paulsens East as a standalone operation or serve as a base for the Port of Ashburton Consortium to build upon the current approvals received by Strike to expand proposed operations up to 5Mtpa with separate Works Approvals being obtained by the Consortium using the Strike Works Approvals as a precedent for proposed expanded operations.

As such, Strike retains the option to develop its own 1.8 Mtpa iron ore export operation at the Port of Ashburton.

### Paulsens East Iron Ore Deposit

Paulsens East consists of a three-kilometre-long outcropping high-grade hematite ridge (refer Figure 3), containing a **JORC Indicated Mineral Resource of 9.6 Million tonnes at 61.1% Fe, 6.0% SiO<sub>2</sub>, 3.6% Al<sub>2</sub>O<sub>3</sub>, 0.08% P** (at a cut-off grade of 58% Fe).<sup>4</sup>



Figure 4: Paulsens East Hematite Ridge

<sup>2</sup> Refer Strike's ASX Announcement dated 10 January 2023: Marine Environmental Works Approval Received for Port of Ashburton Transhipment Operations

<sup>3</sup> Refer Strike's ASX Announcement dated 27 July 2022: Environmental Works Approval Received for Ashburton Port

<sup>4</sup> Refer Strike's ASX Announcement dated 4 September 2019: Significant Upgrade of JORC Mineral Resource into Indicated Category at Paulsens East Iron Ore Project



Table 1 shows the Paulsens East JORC Indicated Mineral Resource for a range of cut-off grades:

Mineral Resources Category	Fe% Range	Million Tonnes	Fe%	SiO <sub>2</sub> %	Al <sub>2</sub> O <sub>3</sub> %	P%	S%	LOI%
Indicated	>60	6.75	62.1	5.21	3.37	0.080	0.01	1.92
Indicated	>59	8.15	61.6	5.56	3.53	0.082	0.01	1.99
Indicated	>58	9.62	61.1	5.97	3.64	0.085	0.01	2.13
Indicated	>57	10.54	60.8	6.27	3.7	0.087	0.01	2.20
Indicated	>56	11.73	60.4	6.86	3.69	0.088	0.01	2.27
Indicated	>55	12.50	60.01	7.22	3.67	0.089	0.01	2.35

Table 1: Paulsens East JORC Indicated Mineral Resource estimate from Hematite Ridge using a range of lower cut-off wireframes

As part of the completion of the October 2020 Feasibility Study, part of the JORC Indicated Mineral Resource has been converted to a **JORC Probable Ore Reserve of 6.2 million tonnes at 59.9% Fe**, 7.43% SiO<sub>2</sub>, 3.77% Al<sub>2</sub>O<sub>3</sub> and 0.086% P (at a cut-off grade of 55% Fe).<sup>5</sup>

## Apurimac Iron Ore Project (Peru)

(Strike – 100%)

Strike's Apurimac Iron Ore Project in Peru is recognised as one of the highest grade, large scale magnetite projects in the world with the potential to support the establishment of a significant iron ore operation.

A **JORC (2012) Indicated and Inferred Mineral Resource** has been defined at the main Opaban 1 and Opaban 3 concessions of **269Mt of iron ore at 57.3% Fe** (142 Mt Indicated Resource at 57.8% Fe and 127 Mt Inferred Resource at 56.7% Fe)<sup>6</sup>. The Opaban 3 Mineral Resource has been the source of the production and sales of 50,095 tonnes of lump iron ore grading 65.78% Fe, 2.42% SiO<sub>2</sub>, 0.72% Al<sub>2</sub>O<sub>3</sub>, 0.057% P and 0.09% S completed in 2020/2021.

In addition to the current JORC resource, there is significant exploration potential given the deposits are open at depth and along strike (with very promising drill results including 154m @ 62% Fe) with extensive undrilled gravity and magnetic anomalies.



Figure 5: Strike Apurimac Iron Ore Project, showing route of proposed Andahuaylas Railway

5 Refer Strike's ASX Announcement dated 30 October 2020: Paulsens East Feasibility Study Demonstrates Significant Cashflow Generation and Financial Returns

6 Refer Strike's ASX Announcement dated 20 January 2015: Apurimac Mineral Resources Updated to JORC 2012 Standard

## Mining Operations at Apurimac

Strike has completed two shipments (to Chinese and South American Steel Mills) of high-grade (+65% Fe) Apurimac Premium Lump DSO in calendar 2021.<sup>7</sup>

Strike notes that:

- The Offtake Agreement<sup>8</sup> (pursuant to which the first shipment of 35,000 tonnes to China was undertaken) is on a CFR basis (where Strike bears the cost of shipment). As such, subsequent shipments to China will be subject to negotiation of an acceptable price with the offtake counterparty and securing a ship charter on terms acceptable to Strike.
- The second shipment (of 15,000 tonnes to a South American steel mill) was made on an FOB basis (where the buyer is responsible for the shipment cost) with a competitive market price calculated by reference to the high grade nature of the Apurimac Lump DSO ore. This shipment was successfully used by the buyer as an industrial trial for their steel manufacturing facility.

Strike is investigating further shipments from Peru, subject to satisfaction with a number of matters including negotiation of an acceptable price (referenced to the benchmark iron ore price) and Strike securing sufficient working capital to fund production to this end.

## CORPORATE

### Paulsens East Project Financing

The Company has a US\$7.2 million (~A\$11 Million) loan facility (**Facility**) with Good Importing International Pty Limited (**GII**) used for the Stage 1 development of Paulsens East<sup>9</sup> and Strike's maiden (66,618 tonne) export of Paulsens East Lump direct shipping iron ore (**DSO**) from Utah Point (Port Hedland) in September 2022.<sup>10</sup>

Under the terms of the Facility (which was amended in December 2022<sup>11</sup> and April 2023<sup>12</sup>), Strike is required to repay 50% of the loan principal on 31 July 2024 with the balance payable on 31 October 2024.

Strike has paid (on 3 July 2023) the interest (at 10% pa) accrued to 30 June 2023 and will start to pay accrued interest at the end of each quarter from hereonend.

---

7 Refer Strike's ASX Announcements dated 19 August 2021: Maiden Iron Ore Shipment from Peru and 29 October 2021: Second Iron Ore Shipment from Peru Completed

8 Refer Strike's ASX Announcement dated 14 April 2021: Peru Iron Offtake Agreement Signed with US\$2 Million Prepayment

9 Refer Strike's ASX Announcement dated 28 February 2022: Funding Secured and Production to Commence at Paulsens East Iron Ore Project

10 Refer Strike's ASX Announcements dated 30 August 2022: First Export Shipment of Paulsens East Lump Iron Ore and Future Operations, 25 August 2022: Maiden Shipment of Paulsens East Lump Iron Ore and Operational Update and 1 August 2022: Maiden 68,000 Tonne Shipment of Paulsens East Lump Iron Ore

11 Refer Strike's ASX Announcement dated 16 December 2022: Update on Paulsens East Project Financing

12 Refer Strike's ASX Announcement dated 4 April 2023: Further Update on Paulsens East Project Financing

### Sell-Down of 3 Million Shares in Lithium Energy Limited (ASX:LEL)

In June 2023, the Company completed a sale of 3,000,000 shares in Lithium Energy Limited (ASX:LEL) (**LEL** or **Lithium Energy**) at a price of \$0.80 per share, realising \$2.4 million (gross) (**Sell-Down**), for working capital purposes.

The LEL shares were sold pursuant to a special crossing, to clients of Petra Capital Pty Limited, who acted as Manager and Broker to the Sell-Down.

The Company notes that Lithium Energy completed a 8 million share placement (at an issue price of \$0.80 per share) to raise \$6.4 million at the same time.<sup>13</sup>

Strike remains the largest shareholder of LEL with 31,410,000 shares (30.49%, post completion of the LEL placement and Sell-Down).

Lithium Energy (holding battery minerals assets – being the Solaroz Lithium Brine Project in Argentina and Burke/Corella Graphite Projects in Queensland) was spun-out of Strike Resources following the successful completion of LEL's \$9 million initial public offering (IPO) under a Prospectus (dated 30 March 2021<sup>14</sup>).

### Summary of Expenditure Incurred

A summary of expenditure incurred by the Consolidated Entity during the quarter, in relation to cash flows from operating and investing activities reported in the Appendix 5B Cash Flow Report is as follows:

	Consolidated Entity Cash Outflows		
	Operating \$'000	Investing \$'000	Total \$'000
<b>For Current Quarter ending 30 June 2023</b>			
Exploration and evaluation expenditure	-	-	-
Development	197	-	197
Personnel expenses	386	-	386
Occupancy expenses	-	-	-
Corporate expenses	19	-	19
Administration expenses	177	-	177
<b>Total Expenditure</b>	<b>779</b>	<b>-</b>	<b>779</b>

### Payments to Related Parties

During the quarter, Strike paid a total of \$237k in respect of Directors' remuneration, comprising salaries, fees, PAYG remittances to the ATO and statutory employer superannuation contributions. This is disclosed in Item 6 of the accompanying Appendix 5B Cash Flow Report.

<sup>13</sup> Refer LEL ASX Announcement dated 23 June 2023: Completion of Oversubscribed Capital Raising for Development of Lithium and Graphite Projects

<sup>14</sup> Refer LEL ASX Announcement released on 17 May 2021: Prospectus



## LIST OF MINERAL CONCESSIONS

The following mineral concessions were held as at the end of the quarter and currently:

### Paulsens East Iron Ore Project (Western Australia)

(Strike – 100%)

Tenement Type and No.	Grant Date	Expiry Date	Area (Ha)	Area (km <sup>2</sup> )
Mining Lease M 47/1583	4/9/2020	3/9/2041	381.87	~3.82
Misc. Licence L 47/927	12/11/2020	11/11/2041	78.74	~0.79
Misc. Licence L 47/938	10/12/2020	9/12/2041	95.97	~0.96
Misc. Licence L 08/195	7/1/2021	6/1/2042	22.44	~0.22
Misc. Licence L 08/190	15/7/2021	14/7/2024	199.60	~2
Misc. Licence L 47/934	15/7/2021	14/7/2024	357.09	~3.57
Misc. Licence L 47/980	15/7/2021	14/7/2024	62.60	~0.63
Misc. Licence L 47/981	16/7/2021	15/7/2024	465.04	~46.5

The following tenement applications are pending grant:

Tenement Type and No.	Application Date	Area (Ha)	Area (km <sup>2</sup> )
Misc. Licence L 47/983	8/4/2021	184.98	~1.85
Misc. Licence L 08/271	12/8/2021	47.55	~0.48
Prospecting Licence P 08/813	29/4/2022	47.00	0.47

### Apurimac Iron Ore Project (Peru)

(Strike – 100%)

Concession Name	Area (Ha)	Province	Code	Title	File No
Opaban I	999	Andahuaylas	5006349X01	No 8625-94/RPM Dec 16, 1994	20001465
Opaban III	990	Andahuaylas	5006351X01	No 8623-94/RPM Dec 16, 1994	20001464
Cristoforo 22	379	Andahuaylas	010165602	RP2849-2007-INGEMMET/PCD/PM Dec 13, 2007	11067786
Ferrum 31	327	Andahuaylas	010552807	RP 1266-2008-INGEMMET/PCD/PM May 12, 2008	11076509
Wanka 01	100	Andahuaylas	010208110	RP 3445-2010-INGEMMET/PCD/PM Oct 18, 2010	11102187

## JORC MINERAL RESOURCES

### Paulsens East Iron Ore Project (Australia)

(Strike – 100%)

The Paulsens East Iron Ore Project has a JORC Code (2012 Edition) compliant Indicated Mineral Resource:

Mineral Resources Category	Fe% Cut-Off Grade	Million Tonnes	Fe%	SiO <sub>2</sub> %	Al <sub>2</sub> O <sub>3</sub> %	P%	S%	LOI%
Indicated	>58	9.6	61.1	6.0	3.6	0.08	0.01	2.1

Refer Strike's ASX Announcement dated 4 September 2019: Significant Upgrade of JORC Mineral Resource into Indicated Category at Paulsens East Iron Ore Project.

Part of the JORC Indicated Mineral Resource has been converted to a maiden JORC Probable Ore Reserve:

Ore Reserves Category	Fe% Cut-Off Grade	Million Tonnes	Fe%	SiO <sub>2</sub> %	Al <sub>2</sub> O <sub>3</sub> %	P%
Probable	>55	6.2	59.9	7.43	3.77	0.086

Refer Strike's ASX Announcement dated 30 October 2020: Paulsens East Feasibility Study Demonstrates Significant Cashflow Generation and Financial Returns.

### Apurimac Iron Ore Project (Peru)

(Strike – 100%)

The Apurimac Project has a JORC Code (2012 Edition) compliant Mineral Resource of 269.4 Mt, consisting of:

- a 142.2 Mt Indicated Mineral Resource at 57.8% Fe; and
- a 127.2 Mt Inferred Mineral Resource at 56.7% Fe.

Category	Concession	Density t/m <sup>3</sup>	Mt	Fe%	SiO <sub>2</sub> %	Al <sub>2</sub> O <sub>3</sub> %	P%	S%
Indicated	Opaban 1	4	133.71	57.57	9.46	2.54	0.04	0.12
Indicated	Opaban 3 *	4	8.53	62.08	4.58	1.37	0.07	0.25
Inferred	Opaban 1	4	127.19	56.7	9.66	2.7	0.04	0.2
<b>Total Indicated and Inferred</b>			<b>269.4</b>	<b>57.3</b>	<b>9.4</b>	<b>2.56</b>	<b>0.04</b>	<b>0.16</b>

Refer Strike's ASX Announcement dated 20 January 2015: Apurimac Mineral Resources Updated to JORC 2012 Standard.

\* The Opaban 3 Mineral Resource has been diminished by production and sales of 50,095 tonnes of lump iron ore grading 65.78% Fe, 2.42% SiO<sub>2</sub>, 0.72% Al<sub>2</sub>O<sub>3</sub>, 0.057% P and 0.09% S.

## JORC CODE COMPETENT PERSON'S STATEMENTS

### JORC Code (2012) Competent Person Statement - Paulsens East Iron Ore Project

The information in this document that relates to **Mineral Resources and related Exploration Results/Exploration Targets** (as the case may be, as applicable) in relation to the Paulsens East Iron Ore Project (Pilbara, Western Australia) is extracted from the following ASX market announcements made by Strike Resources Limited on:

- 4 February 2022: Updated Paulsens East Feasibility Study – Optimised Staged Production and Lower Capex and Opex Costs;
- 30 October 2020: Paulsens East Feasibility Study Demonstrates Significant Cashflow Generation and Financial Returns;
- 4 September 2019: Significant Upgrade of JORC Mineral Resource into Indicated Category at Paulsens East Iron Ore Project.

The information in the original announcements that relates to these Mineral Resources and related Exploration Results (as applicable) is based on information compiled by Mr Philip Jones (BAppSc (Geol), MAIG, MAusIMM), who is a Member of the Australasian Institute of Mining and Metallurgy (**AusIMM**) and the Australian Institute of Geoscientists (**AIG**). Mr Jones is an independent contractor to Strike Resources Limited. Mr Jones has sufficient experience that is relevant to the style of mineralisation and type of deposit under consideration and to the activity being undertaken to qualify as a Competent Person as defined in the 2012 Edition of the 'Australasian Code for Reporting of Exploration Results, Mineral Resources and Ore Reserves' (the **JORC Code**). The Company confirms that it is not aware of any new information or data that materially affects the information included in the original market announcements. The Company confirms that the form and context in which the Competent Person's findings are presented have not been materially modified from the original market announcements.

The information in this document that relates to **Ore Reserves** in relation to the Paulsens East Iron Ore Project (Pilbara, Western Australia) is extracted from the following ASX market announcement made by Strike Resources Limited on:

- 4 February 2022: Updated Paulsens East Feasibility Study – Optimised Staged Production and Lower Capex and Opex Costs;
- 30 October 2020: Paulsens East Feasibility Study Demonstrates Significant Cashflow Generation and Financial Returns

The information in the original announcements that relates to these Ore Reserves is based on information compiled by Mr Harry Warries (MSc – Mine Engineering, AusIMM), who is a Fellow of AusIMM. Mr Warries is the Principal of Mining Focus Consultants Pty Ltd, a Consultant to Strike Resources Limited. Mr Warries has sufficient experience that is relevant to the style of mineralisation and type of deposit under consideration and to the activity being undertaken to qualify as a Competent Person as defined in the JORC Code. The Company confirms that it is not aware of any new information or data that materially affects the information included in the original market announcements. The Company confirms that the form and context in which the Competent Person's findings are presented have not been materially modified from the original market announcements.

### JORC Code (2012) Competent Person Statement - Apurimac Project Mineral Resources

The information in this document that relates to **Mineral Resources** in relation to the Apurimac Iron Ore Project (Peru) is extracted from the following ASX market announcement made by Strike Resources Limited on:

- 20 January 2015: Apurimac Mineral Resources Updated to JORC 2012 Standard.

The information in the original announcement that relates to these Mineral Resources and other Exploration Results (as applicable) is based on information compiled by Mr Ken Hellsten, B.Sc. (Geology), who is a Fellow of AusIMM. Mr Hellsten was a principal consultant to Strike Resources Limited and was also formerly the Managing Director of Strike Resources Limited (between 24 March 2010 and 19 January 2013). Mr Hellsten has sufficient experience which is relevant to the style of mineralisation and type of deposit under consideration and to the activity being undertaken to qualify as a Competent Person as defined in the JORC Code. The Company confirms that it is not aware of any new information or data that materially affects the information included in the original market announcement. The Company confirms that the form and context in which the Competent Person's findings are presented have not been materially modified from the original market announcement.



The Strike ASX market announcements referred to above may be viewed and downloaded from the Company's website: [www.strikeresources.com.au](http://www.strikeresources.com.au) or the ASX website: [www.asx.com.au](http://www.asx.com.au) under ASX code "SRK".

## FORWARD LOOKING STATEMENTS

This document contains "forward-looking statements" and "forward-looking information", including statements and forecasts which include without limitation, expectations regarding future performance, costs, production levels or rates, mineral reserves and resources, the financial position of Strike, industry growth and other trend projections. Often, but not always, forward-looking information can be identified by the use of words such as "plans", "expects", "is expected", "is expecting", "budget", "scheduled", "estimates", "forecasts", "intends", "anticipates", or "believes", or variations (including negative variations) of such words and phrases, or state that certain actions, events or results "may", "could", "would", "might", or "will" be taken, occur or be achieved. Such information is based on assumptions and judgements of management regarding future events and results. The purpose of forward-looking information is to provide the audience with information about management's expectations and plans. Readers are cautioned that forward-looking information involves known and unknown risks, uncertainties and other factors which may cause the actual results, performance or achievements of Strike and/or its subsidiaries to be materially different from any future results, performance or achievements expressed or implied by the forward-looking information. Such factors include, among others, changes in market conditions, future prices of minerals/commodities, the actual results of current production, development and/or exploration activities, changes in project parameters as plans continue to be refined, variations in grade or recovery rates, plant and/or equipment failure and the possibility of cost overruns.

Forward-looking information and statements are based on the reasonable assumptions, estimates, analysis and opinions of management made in light of their experience and their perception of trends, current conditions and expected developments, as well as other factors that management believes to be relevant and reasonable in the circumstances at the date such statements are made, but which may prove to be incorrect. Strike believes that the assumptions and expectations reflected in such forward-looking statements and information are reasonable. Readers are cautioned that the foregoing list is not exhaustive of all factors and assumptions which may have been used. Strike does not undertake to update any forward-looking information or statements, except in accordance with applicable securities laws.

Rule 5.5

## Appendix 5B

# Mining Exploration Entity or Oil and Gas Exploration Entity Quarterly Cash Flow Report

Name of entity

**STRIKE RESOURCES LIMITED (ASX:SRK) and its controlled entities**

ABN

**94 088 488 724**

Quarter Ended (current quarter)

**30 June 2023**

<b>Consolidated statement of cash flows</b>	<b>Current Quarter Jun-2023 \$A' 000</b>	<b>Year to Date 12 months \$A' 000</b>
<b>1. Cash flows from operating activities</b>		
1.1 Receipts from customers	-	9,176
1.2 Payments for		
(a) exploration & evaluation	-	-
(b) development	(197)	(14,840)
(c) production	-	-
(d) staff costs	(386)	(1,637)
(e) administration and corporate costs	(196)	(715)
1.3 Dividends received (see note 3)	-	-
1.4 Interest received	4	15
1.5 Interest and other costs of finance paid	-	-
1.6 Income taxes paid	-	-
1.7 Government grants and tax incentives	-	-
1.8 Other:		
<i>Recovery of office costs under shared office arrangements</i>	(34)	(134)
<b>1.9 Net cash from / (used in) operating activities</b>	<b>(809)</b>	<b>(8,135)</b>
<b>2. Cash flows from investing activities</b>		
2.1 Payments to acquire or for:		
(a) entities	-	-
(b) tenements	-	-
(c) property, plant and equipment	-	-
(d) exploration & evaluation	-	-
(e) investments	-	-
(f) other non-current assets	-	-

<b>Consolidated statement of cash flows</b>	<b>Current Quarter Jun-2023 \$A' 000</b>	<b>Year to Date 12 months \$A' 000</b>
2.2 Proceeds from the disposal of:		
(a) entities	-	-
(b) tenements	-	-
(c) property, plant and equipment	-	-
(d) investments	2,347	2,347
(e) other non-current assets	-	-
2.3 Cash flows from loans to other entities	-	-
2.4 Dividends received (see note 3)	-	-
2.5 Other	-	-
<b>2.6 Net cash from / (used in) investing activities</b>	<b>2,347</b>	<b>2,347</b>
<b>3. Cash flows from financing activities</b>		
3.1 Proceeds from issues of equity securities (excluding convertible debt securities)	-	1,100
3.2 Proceeds from issue of convertible debt securities	-	-
3.3 Proceeds from exercise of options	-	-
3.4 Transaction costs related to issues of equity securities or convertible debt securities	-	(73)
3.5 Proceeds from borrowings	-	3,099
3.6 Repayment of borrowings	-	-
3.7 Transaction costs related to loans and borrowings	-	-
3.8 Dividends paid	-	-
3.9 Other:	-	-
<b>3.10 Net cash from / (used in) financing activities</b>	<b>-</b>	<b>4,126</b>
<b>4. Net increase / (decrease) in cash and cash equivalents for the period</b>		
4.1 Cash and cash equivalents at beginning of period	1,123	3,867
4.2 Net cash from / (used in) operating activities (item 1.9 above)	(809)	(8,135)
4.3 Net cash from / (used in) investing activities (item 2.6 above)	2,347	2,347
4.4 Net cash from / (used in) financing activities (item 3.10 above)	-	4,126
4.5 Effect of movement in exchange rates on cash held	(11)	445
<b>4.6 Cash and cash equivalents at end of period</b>	<b>2,650</b>	<b>2,650</b>



5. Reconciliation of cash and cash equivalents at the end of the quarter (as shown in the consolidated statement of cash flows) to the related items in the accounts		Current Quarter \$A' 000	Previous Quarter \$A' 000
5.1 Bank balances		2,615	1,088
5.2 Call deposits		35	35
5.3 Bank overdrafts		-	-
5.4 Other (provide details)		-	-
5.5 <b>Cash and cash equivalents at end of quarter (should equal item 4.6 above)</b>		<b>2,650</b>	<b>1,123</b>

6. Payments to related parties of the entity and their associates		Current Quarter \$A' 000
6.1 Aggregate amount of payments to related parties and their associates included in item 1		(237)
6.2 Aggregate amount of payments to related parties and their associates included in item 2		-

Note: if any amounts are shown in items 6.1 or 6.2, your quarterly activity report must include a description of, and an explanation for, such payments

7. Financing facilities Note: the term "facility" includes all forms of financing arrangements available to the entity. Add notes as necessary for an understanding of the sources of finance available to the entity.		Total facility amount at quarter end \$A' 000	Amount drawn at quarter end \$A' 000
7.1 Loan facilities		10,770	10,770
7.2 Credit standby arrangements		-	-
7.3 Other (please specify)		-	-
7.4 <b>Total financing facilities</b>		<b>10,770</b>	<b>10,770</b>

7.5 <b>Unused financing facilities available at quarter end</b>	-
---	---

Include in the box below a description of each facility above, including the lender, interest rate, maturity date and whether it is secured or unsecured. If any additional financing facilities have been entered into or are proposed to be entered into after quarter end, include a note providing details of those facilities as well.

The Company has drawn down a US\$7.2 million (~A\$10.77 Million, based on an exchange rate of A\$1:00:US\$0.67) project finance loan facility (**Facility**) provided by Good Importing International Pty Limited (**GII**) for the Stage 1 development of the Paulsens East Iron Ore Project and the Company's maiden (66,618 tonne) export of Paulsens East Lump direct shipping iron ore (DSO) from Utah Point (Port Hedland) in September 2022. The Facility is secured over the Project assets (including the tenements) and shares in the subsidiary companies that hold the Project. The applicable interest rate is 10% pa (with payment of interest commencing on 30 June 2023 and at the end of each quarter thereafter) with 50% of the principal repayable on 31 July 2024 and the balance due on 31 October 2024. The key terms of the Facility with GII are summarised in the Company's ASX Announcements dated 28 February 2022: Funding Secured and Production to Commence at Paulsens East Iron Ore Project, 16 December 2022: Update on Paulsens East Project Financing and 4 April 2023: Further Update on Paulsen East Project Financing.

8. Estimated cash available for future operating activities	\$A' 000
8.1 Net cash from / (used in) operating activities (item 1.9)	(809)
8.2 (Payments for exploration & evaluation classified as investing activities) (item 2.1(d))	-
8.3 Total relevant outgoings (item 8.1 + item 8.2)	(809)
8.4 Cash and cash equivalents at quarter end (item 4.6)	2,650
8.5 Unused finance facilities available at quarter end (item 7.5)	-
8.6 Total available funding (item 8.4 + item 8.5)	2,650
<b>8.7 Estimated quarters of funding available</b> (item 8.6 divided by item 8.3)	<b>3.3</b>

*Note: if the entity has reported positive relevant outgoings (ie a net cash inflow) in item 8.3, answer item 8.7 as "N/A". Otherwise, a figure for the estimated quarters of funding available must be included in item 8.7*

8.8 If Item 8.7 is less than 2 quarters, please provide answers to the following questions:

8.8.1 Does the entity expect that it will continue to have the current level of net operating cash flows for the time being and, if not, why not?

Not applicable.

8.8.2 Has the entity taken any steps, or does it propose to take any steps, to raise further cash to fund its operations and, if so, what are those steps and how likely does it believe that they will be successful?

Not applicable.

8.8.3 Does the entity expect to be able to continue its operations and to meet its business objectives and, if so, on what basis?

Not applicable.

## Compliance statement

1. This statement has been prepared in accordance with accounting standards and policies which comply with Listing Rule 19.11A.
2. This statement gives a true and fair view of the matters disclosed.

Authorised By:



26 July 2023

**Victor Ho**  
**Executive Director and Company Secretary**

See Chapter 19 of ASX Listing Rules for defined terms

## Notes

1. The **Company** currently holds the following listed share investments:

		30-Jun-23		
ASX code	Company	No Shares	Last Bid Price	Market Value
LEL	Lithium Energy Limited	31,410,000	\$0.860	\$27,012,600

The above share investment is under escrow until 19 May 2023.

2. This quarterly cash flow report and the accompanying activity report provide a basis for informing the market about the entity's activities for the past quarter, how they have been financed and the effect this has had on its cash position. An entity that wishes to disclose additional information over and above the minimum required under the Listing Rules is encouraged to do so.
3. If this quarterly cash flow report has been prepared in accordance with Australian Accounting Standards, the definitions in, and provisions of, AASB 6: Exploration for and Evaluation of Mineral Resources and AASB 107: Statement of Cash Flows apply to this report. If this quarterly cash flow report has been prepared in accordance with other accounting standards agreed by ASX pursuant to Listing Rule 19.11A, the corresponding equivalent standards apply to this report.
4. Dividends received may be classified either as cash flows from operating activities or cash flows from investing activities, depending on the accounting policy of the entity.
5. If this report has been authorised for release to the market by your board of directors, you can insert here: "By the board". If it has been authorised for release to the market by a committee of your board of directors, you can insert here: "By the [name of board committee – eg Audit and Risk Committee]". If it has been authorised for release to the market by a disclosure committee, you can insert here: "By the Disclosure Committee"
6. If this report has been authorised for release to the market by your board of directors and you wish to hold yourself out as complying with recommendation 4.2 of the ASX Corporate Governance Council's Corporate Governance Principles and Recommendations, the board should have received a declaration from its CEO and CFO that, in their opinion, the financial records of the entity have been properly maintained, that this report complies with the appropriate accounting standards and gives a true and fair view of the cash flows of the entity, and that their opinion has been formed on the basis of a sound system of risk management and internal control which is operating effectively.

## AUTHORISED FOR RELEASE - FOR FURTHER INFORMATION:

William Johnson  
Managing Director  
T | (08) 9214 9700  
E | md@strikeresources.com.au

Victor Ho  
Executive Director & Company Secretary  
T | (08) 9214 9700  
E | cosec@strikeresources.com.au