

HALF-YEAR FINANCIAL REPORT

31 December 2024



Corporate Directory

DIRECTORS

Mark Wheatley
Sam Hosack
Gerry Fahey
Gaurav Gupta
Ian Goldberg

SECRETARY

Ian Goldberg and Harry Miller

PRINCIPAL & REGISTERED OFFICE

Level 2
33 Richardson Street
West Perth WA 6005
Telephone: (+61) 405 524 960
Email: info@prospectresources.com.au

AUDITORS

Stantons International Audit
and Consulting Pty Ltd
Level 2
40 Kings Park Road
West Perth WA 6005

SHARE REGISTRY

Automic Pty Ltd
Level 5
126 Phillip Street
Sydney NSW 2000
Telephone: 1300 288 664
Email: hello@automic.com.au
Investor Portal: investor.automic.com.au

ASX CODE

Shares – PSC

LEGAL REPRESENTATIVES

King & Wood Mallesons
Level 30, QV1 Building
250 St Georges Terrace
Perth WA 6000

ACN 124 354 329

TABLE OF CONTENTS

Directors' Report	2
Auditor's Independence Declaration	10
Consolidated Statement of Profit or Loss and Other Comprehensive Income	11
Consolidated Statement of Financial Position	12
Consolidated Statement of Cash Flows	13
Consolidated Statement of Changes in Equity	14
Notes to the Consolidated Financial Statements	15
Directors' Declaration	28
Independent Auditor's Review Report	29



DIRECTORS' REPORT

DIRECTORS' REPORT

The Directors of Prospect Resources Limited ("the Company") submit hereby the interim financial report of the Company and its subsidiaries, (together the "Consolidated Entity" or "Group" or "Prospect") for the half-year ended 31 December 2024. In order to comply with the provisions of the Corporations Act 2001, the Directors' Report as follows:

DIRECTORS AND OFFICERS

The names of the Company's directors and officers in office during the period and until the date of this report are as below.

Directors and officers were in office for this entire period unless otherwise stated:

Name	Particulars
Mark Wheatley	Non-Executive Director and Chairperson
Sam Hosack	Managing Director
Gerry Fahey	Non-Executive Director
Zivanayi (Zed) Rusike	Non-Executive Director (resigned 26 November 2024)
Gaurav Gupta	Non-Executive Director
Ian Goldberg	Executive Director (appointed 8 July 2024) Chief Financial Officer and Joint Company Secretary
Harry Miller	Joint Company Secretary

PRINCIPAL ACTIVITY

The principal activity of the Group is exploration, evaluation and development of mineral resources.

REVIEW OF OPERATIONS AND RESULTS

The Group has recognised an overall loss after tax of \$3,979,113 (2024: \$3,158,158).

During the half year Prospect was active on its projects as follow:

Mumbezhi Copper Project (Zambia) – 85% PSC **Initial Phase 1 Drilling Programme**

Prospect's Phase 1 drilling programme commenced at Mumbezhi in July 2024. The programme was primarily focused on Mineral Resource definition drilling and extensional opportunities at Nyungu Central where historical drill hole intersections previously produced impressive results. The programme also encompassed some scout exploratory drilling at the Kabikupa Prospect, 11km northeast of Nyungu Central where historical drilling by the previous operators had returned high-grade copper intersections near surface.

Following promising initial results, the Phase 1 programme was both accelerated and expanded. Additional diamond drill rigs were mobilised to site to advance the programme, with two rigs targeting the Nyungu Central deposit and two rigs targeting the Kabikupa Prospect late into December.

Phase 1 drilling was subsequently completed, prior to the commencement of the wet season in Zambia. In total, the programme consisted of 47 mixed RC and diamond drill holes for a total of 9,516 metres.

Strong intercepts returned from drilling at Nyungu Central

Nyungu Central

Drill holes NCRD004R and NCRD007 on cross section 8630200mN returned exceptional intersections at depth and extended the copper sulphide mineralisation down dip and importantly, extended the strike beyond 250m on the lower zone opening up the northern corridor in this part of the deposit to potentially delineate substantial new resource volumes (see Figures 1 and 2).

These intercepts produced results of:

- **36.1m @ 0.95% Cu from 381.0m (NCRD004R)**
- **31.2m @ 0.60% Cu from 177.0m and 23m @ 0.78% Cu from 71.0m (NCRD007)**

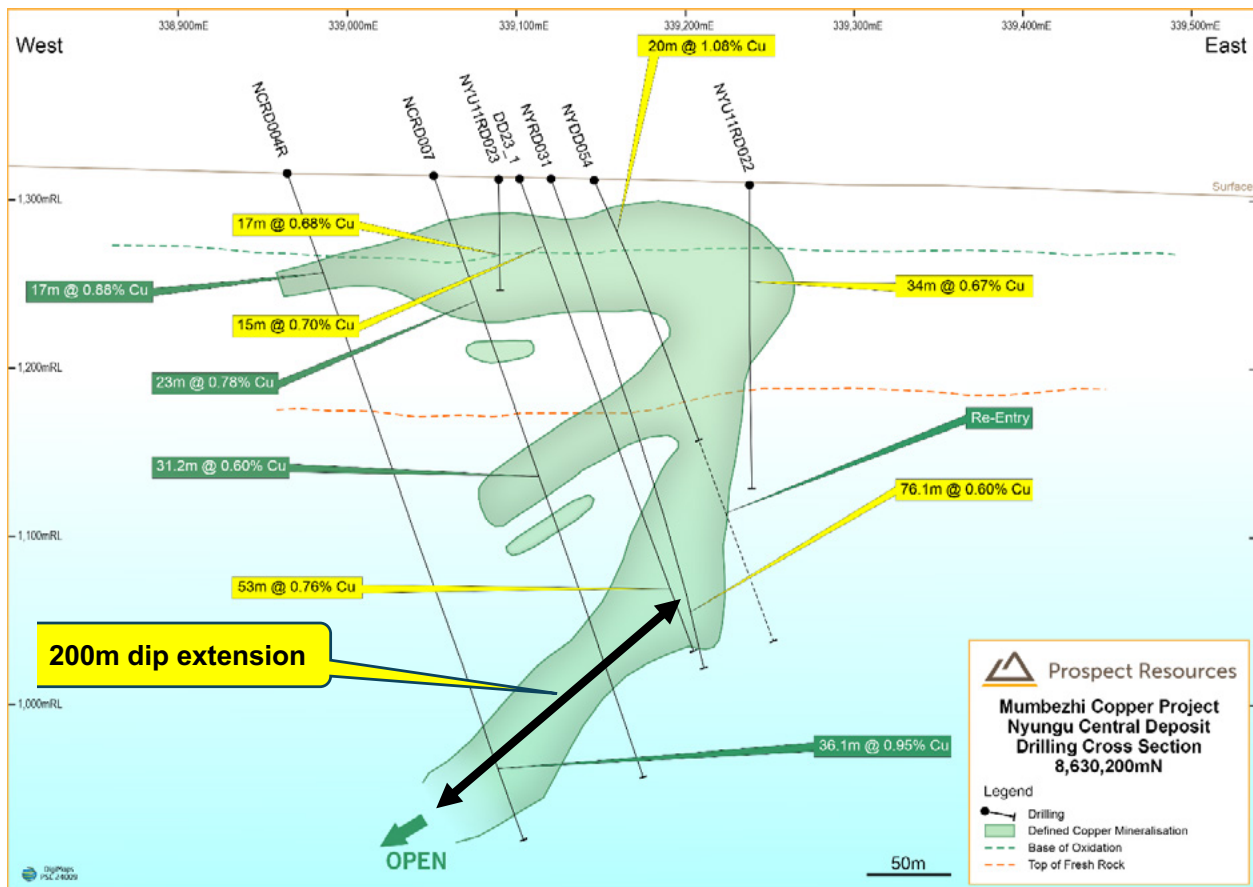


Figure 1. Drilling cross section at 8630200mN

What emerged over the course of drilling at Nyungu Central was a geological model less influenced by structural folding, towards one describing more thickened tabular thrust sheets of repeatable copper-bearing horizons with significant extent down plunge and trending shallowly to the northeast (see long section in Figure 2).

The model led to a re-evaluation of historical drilling, which previously relied on interpreted fold closures up dip to the east and did not test continuity of the thrust sheets now being more predictively observed to the west. As a result, Prospect re-entered a number of historical drill holes completed in 2021, to capture the interpreted position of the defined copper mineralisation up dip.

Expanded drilling at Mumbezhi also evidenced that copper mineralisation was more prevalent at Nyungu Central than originally modelled for the oxidised and transitional materials, allowing the zones to be domained far more accurately for the upcoming maiden Mineral Resource estimates.

This is thought to be due to supergene processes of formation, with 17.0m @ 0.88% Cu from 59.0m being returned from the RC pre-collar for NCRD004R, extending the horizontal interpretation of that mineralisation an additional 130m laterally to the west.

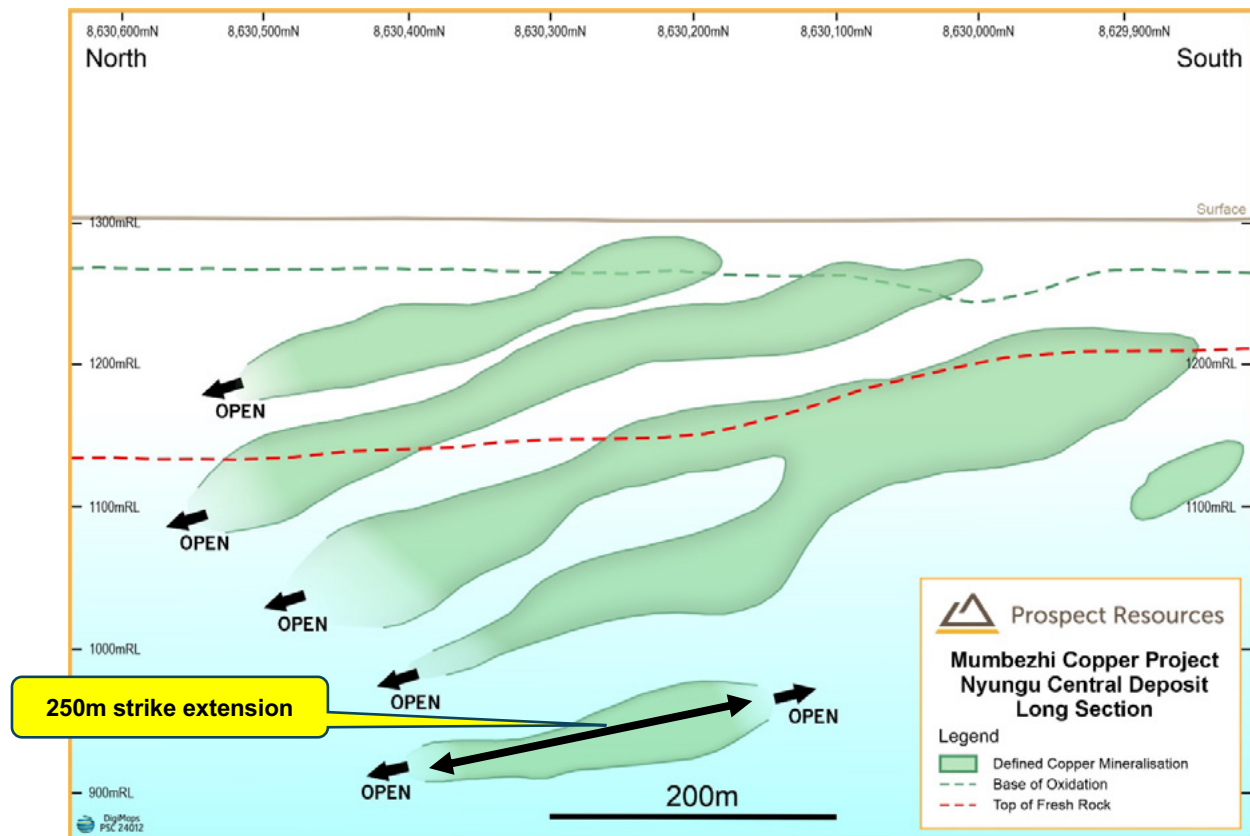


Figure 2. Long Sectional Projection for Nyungu Central looking East

Drill hole NCRD005 was completed on drilling section 8630500mN, which is the northernmost position targeted by Prospect at Nyungu Central to date. Results were impressive with 26m @ 0.53% Cu being returned from 177m downhole and opening the deposit position up dip to the east, based on the new geological interpretation of flat-lying and extensive thrust sheeting as the main structural mechanism controlling emplacement of mineralisation, rather than folding.

Drill hole NCDD007 on drilling cross section 8630300mN returned two exceptional intersections and extended the copper sulphide mineralisation down dip and developed the strike by an additional 100m north from drill hole NCRD004R.

In addition, a wide, westerly horizontal extension to the transitional mineralised zone was recorded higher up in this same drill hole NCDD007.

The drilling intercepts returned include:

- 47.3m @ 0.63% Cu from 232.3m; and
- 10.0m @ 0.76% Cu from 87.0m

At the far southern end of the deposit (8629600mN), Prospect drilled two diamond holes (NCDD005-006) to test the continuity of near-surface oxide and transitional copper mineralisation (and sulphide zones), with NCDD006 reporting narrow intervals of:

- 2.1m @ 0.30% Cu from 27.0m – oxide
- 1.5m @ 0.44% Cu from 33.6m – oxide; and
- 2.2m @ 1.89% Cu from 128.8m - fresh

NCDD005 was drilled ~100m west of NCDD006 and returned 13.4m @ 0.53% Cu (from 81.3m) at the transitional-fresh rock boundary, representing a 70m down-dip western continuity to a similar 13m @ 0.49% Cu (from 22.0m) oxide intersection returned from the RC pre collar NCRD018.

This mineralised zone remains open at depth and further exemplifies the extensive copper endowment of the Nyungu Central deposit, with this drilling section being located 900m south of the northernmost cross section completed by Prospect to date at 8630500mN, where strong copper mineralisation was intersected.

Geophysical IP surveys complete

Besides the drilling at Nyungu Central, ground-based Induced Polarisation (IP) geophysical surveys were completed at five regional prospect areas outside the main Nyungu series of deposits (refer Figure 4) – including the Kabikupa Prospect.

The surveys were conducted in prospective regions of the licence over a number of historical areas, which were drilled lightly by previous operators in the mid-2010s as exploration targets. The surveys were conducted by the well regarded Geofocus Consulting Services, some of whose team were involved in the initial, successful Anglo American IP surveys at Nyungu Central in 2000-01.

Some of the stronger electrically chargeable IP anomalies interpreted from the geophysical data collected were recorded from the Nyungu North and Kabikupa IP grids. These stronger sub-surface geophysical anomalies were followed up by surface termite hill geochemical sampling.

By December 2024, Prospect received and collated all data and results from this geophysical and geochemical work, highlighting significant additional copper prospectivity (often over hundreds of metres), in regions where no, or very little, effective exploration drilling has ever taken place.



Figure 3. Mumbeshi exploration licence showing grid locations of IP surveys in relation to the Nyungu Central copper deposit (orange ellipse)

Nyungu North Prospect

This large geophysical IP survey was conducted over a 6 km long prospective zone denoted Nyungu North, and lies within the Nyungu “Corridor”, covering an area directly on strike to the north northeast of the Nyungu Central deposit, adjacent to the northern end of Phase 1 drilling. This corridor follows the extension of the thrust sheets, interpreted from the high-quality airborne magnetic data acquired through a UTS survey in 2012. These thrust sheets are the host to the main Nyungu Central copper mineralisation.

The chargeable IP anomalies interpreted in Figure 5 below show different time domains for retention of electrical charge in the sub-surface during surveying, with those shown in red having retained charge longer and hence, potentially containing accumulations of conductive metallic minerals like copper sulphides.

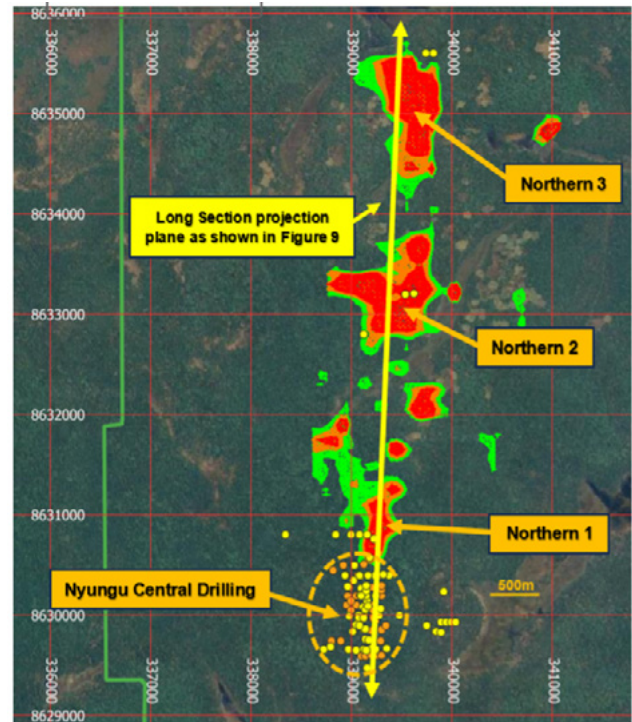


Figure 4. Nyungu North IP Survey Chargeability Anomalies shown against historical drilling (yellow dots) and current Nyungu Central drilling (orange dots)

Kabikupa Prospect

Initial IP results and follow up geochemical work for the historical Kabikupa prospect were reported by Prospect in its ASX release dated 4 November 2024, and were very encouraging, outlining two strong chargeable anomalies trending from northwest to southeast. The southeastern anomaly is 1.5 km long and recorded as being relatively close to the natural surface.

As Kabikupa had already recorded highly anomalous copper drilling intersections from work conducted in 2014-15 (refer Argonaut Resources NL ASX release dated 19 December 2014), Prospect rapidly designed and recently drilled five (5) relatively shallow diamond drill holes for 1,103.7 metres, with all assays received showing good copper mineralisation.

Observations of the drill core completed at Kabikupa indicates the presence of widespread disseminated copper mineralisation hosted by a banded biotite-rich feldspathic gneiss. This validates descriptions of the historical core drilled by Argonaut Resources NL, which is now owned by PSC. The mineralisation correlates very well with the strong underlying IP anomaly recorded by Prospect.

Given the strength of this southeastern IP anomaly and its significant strike length, follow up drilling is anticipated for 2025.

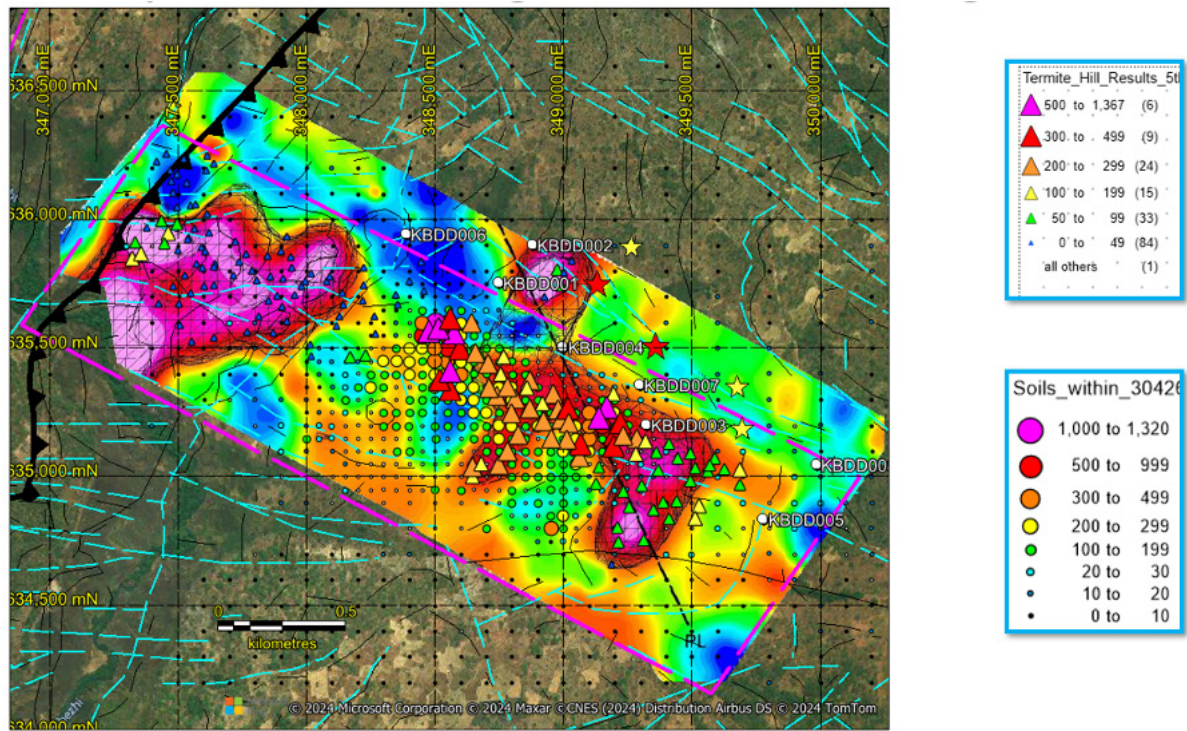


Figure 5. Strong Chargeable IP anomaly at Kabikupa supported by surface geochemistry

Next steps and ongoing workstreams

Results returned from the Phase 1 drilling and exploration programmes are very positive, further validating the growth potential for significant endowment of copper mineralisation at Nyungu Central, Kabikupa and elsewhere on the licence. It has also delivered further confidence in the potential for Mumbeshi to develop into a high-calibre discovery capable of underwriting a large-scale, open pit mining operation in an attractive, mining-friendly African jurisdiction.

Development activity workstreams also continue on many fronts, which enabled the submission of two applications for Large-Scale Mining Licences (LML) over the entirety of the Mumbeshi Project tenement in late December. Prospect also recently received a detailed ESIA Report from MVC Consultants based in Lusaka and this work strongly supports the recent LML applications.

Construction of the dedicated Mumbeshi Project core yard logging and processing facility is ongoing, as well as camp extensions catering for increased staffing capacity on site for 2025.

South African based Tect Geological Consulting - a strongly credentialled team of specialists in applied structural geology, led by Principal Dr. Corné Koegelenberg - have been contracted to complete 3D studies of drill core and technical data to generate models for copper mineralisation at the Nyungu Central deposit during February.

Tect have significant exposure in the wider African Copper Belt, including reviews of the Chimiwungo deposit for Barrick Gold at the Lumwana Mine and developing extensions to the Lubambe Underground Mine (EMR Capital), both located in Zambia.

Maiden JORC-reportable copper Mineral Resource estimates for Nyungu Central and Kabikupa are expected to be completed in Q1 CY2025 and will be informed by approximately 21,000 metres and 3,000 metres of drilling at these deposits, respectively.



Step Aside (Zimbabwe) – 90% PSC

Forward strategy

Exploration activities at Step Aside have ceased and expenditure has been pared back to minimum holding commitments. Prospect has instigated a process to potentially monetise this lithium asset in 2025.

A digital Data Room was prepared with all supporting technical, logistical and legal documentation pertaining to Step Aside collated specifically for this purpose, with several parties now showing interest.

Omaruru (Namibia) – 100% PSC

With the completion of the Phase 2 drilling programme at Omaruru, and acquisition of 100% interest (Prospect ASX Announcement 21 March 2024), Prospect has been re-assessing its priorities at Omaruru, free of the original earn-in obligations of the preceding JV Agreement with Osino Resources.

Exploration activities have ceased with expenditure scaled back to minimum holding commitments.

Consequently, the Company is now pursuing commercialisation strategies to unlock the project's longer-term value as lithium markets improve.

Capital raising

During the period, PSC conducted capital raising activities and generated additional funds, before transaction costs, of \$7,955,000 and \$1,123,000 via capital placements and Share Purchase Plan, respectively.

DIVIDENDS AND CAPITAL RETURNS

No dividends or capital return have been declared, provided for or paid in respect of the half-year period ended 31 December 2024 (31 December 2023 - \$NIL).

SIGNIFICANT CHANGES IN STATE OF AFFAIRS

The review of operations section above sets out a number of matters that have had a significant effect on the state of affairs of the consolidated entity. Other than those matters, there were no significant changes in the state of affairs of the consolidated entity during the period.

LIKELY DEVELOPMENTS AND EXPECTED RESULTS

The Group's future strategy is to be an electrification minerals focused explorer and developer.

MATTERS SUBSEQUENT TO THE END OF THE FINANCIAL YEAR

On 6 February 2025, a total of 939,231 performance rights were exercised. No other matter or circumstance has arisen since 31 December 2024 that has significantly affected, or may significantly affect the Group's operations, the results of those operations, or the Group's state of affairs in future financial years.



ROUNDING OF AMOUNTS

The Group has applied the relief available to it under ASIC Corporations (*Rounding in Financial/Directors' Reports*) Instrument 2016/191. Accordingly, the amounts in the financial statements and directors' report have been rounded to the nearest \$1,000.

AUDITOR INDEPENDENCE DECLARATION

The auditor's independence declaration is included on page 10 of this report.

Signed in accordance with a resolution of the directors made pursuant to s.306(3) of the *Corporations Act 2001*.

Signed in accordance with a resolution of the directors.

Sam Hosack
Managing Director
10 March 2025

AUDITOR'S INDEPENDENCE DECLARATION



PO Box 1908
West Perth WA 6872
Australia

Level 2, 40 Kings Park Road
West Perth WA 6005
Australia

Tel: +61 8 9481 3188
Fax: +61 8 9321 1204

ABN: 84 144 581 519
www.stantons.com.au

10 March 2025

Board of Directors
Prospect Resources Limited
Level 2, 33 Richardson Street
West Perth WA 6005

Dear Sirs

RE: PROSPECT RESOURCES LIMITED

In accordance with section 307C of the *Corporations Act 2001*, I am pleased to provide the following declaration of independence to the directors of Prospect Resources Limited.

As Audit Director for the review of the financial statements of Prospect Resources Limited for the half-year ended 31 December 2024, I declare that to the best of my knowledge and belief, there have been no contraventions of:

- (i) the auditor independence requirements of the *Corporations Act 2001* in relation to the review; and
- (ii) any applicable code of professional conduct in relation to the review.

Yours faithfully

STANTONS INTERNATIONAL AUDIT AND CONSULTING PTY LTD
(An Authorised Audit Company)

Samir Tiroadkar
Director



Liability limited by a scheme approved under Professional Standards Legislation

Stantons is a member of the Russell
Bedford International network of firms

CONSOLIDATED STATEMENT OF PROFIT OR LOSS AND OTHER COMPREHENSIVE INCOME
FOR THE HALF-YEAR ENDED 31 DECEMBER 2024

		Half-Year Ended	
		31 December 2024	31 December 2023
	Note	\$'000	\$'000
Continuing operations			
Revenue			
Interest income		85	459
Expenses			
Depreciation expense		(89)	(61)
Employee benefits expenses		(2,023)	(1,413)
Foreign currency exchange gain/(loss)		200	(3)
Interest expense		(1)	(3)
Share based payments expense	14	(606)	(494)
Share of net loss in joint venture		-	(17)
Loss on disposal of assets		(39)	-
Expected credit losses on trade and other receivables	5	(280)	-
Other administrative expenses		(1,212)	(1,546)
Loss from continuing operations before income tax		(3,965)	(3,078)
Income tax expense		-	-
Loss from continuing operations after income tax		(3,965)	(3,078)
Loss from the discontinued operations		(14)	(80)
Loss for the period		(3,979)	(3,158)
Other comprehensive income			
<i>Items that may be reclassified subsequently to profit or loss:</i>			
Exchange differences on translating foreign operations		1,539	(211)
Other comprehensive loss for the period net of tax		1,539	(211)
Total comprehensive loss for the period		(2,440)	(3,369)
Loss attributable to:			
Equity holders of the Company		(3,971)	(3,151)
Non-controlling interests		(8)	(7)
		(3,979)	(3,158)
Total comprehensive loss attributable to:			
Equity holders of the Company		(2,431)	(3,362)
Non-controlling interests		(9)	(7)
		(2,440)	(3,369)
Loss per share from continuing operations			
Basic loss per share (cents)		(0.73)	(0.70)
Diluted loss per share (cents)		(0.73)	(0.70)
Loss per share from discontinuing operations			
Basic loss per share (cents)		(0.00)	(0.02)
Diluted loss per share (cents)		(0.00)	(0.02)

The accompanying notes form part of these financial statements

CONSOLIDATED STATEMENT OF FINANCIAL POSITION
AS AT 31 DECEMBER 2024

		CONSOLIDATED AS AT	
		31 December 2024	30 June 2024
		\$'000	\$'000
Note			
ASSETS			
Current Assets			
Cash and cash equivalents	4	8,544	8,337
Trade and other receivables	5	444	286
Other current assets	6	213	142
Assets held for sale	7	4,087	3,802
Total Current Assets		13,288	12,567
Non-Current Assets			
Property, plant and equipment		909	733
Exploration and evaluation expenditure	8	19,779	14,011
Other assets		2	2
Total Non-Current Assets		20,690	14,746
Total Assets		33,978	27,313
LIABILITIES			
Current Liabilities			
Trade and other payables	9	810	847
Liabilities directly associated with the assets held for sale	7	7	18
Lease liability		10	41
Provisions		110	123
Total Current Liabilities		937	1,029
Non-Current Liabilities			
Lease liability		-	-
Provisions		27	20
Total Non-Current Liabilities		27	20
Total Liabilities		964	1,049
Net Assets		33,014	26,264
EQUITY			
Contributed equity	10	37,716	29,312
Reserves	11	31,939	29,613
Accumulated losses	12	(36,626)	(32,655)
Total Equity Attributable to Shareholders of Parent Company		33,029	26,270
Non-controlling interests		(15)	(6)
Total Equity		33,014	26,264

The accompanying notes form part of these financial statements

CONSOLIDATED STATEMENT OF CASH FLOWS
FOR THE HALF YEAR ENDED 31 DECEMBER 2024

	Notes	Half-Year Ended	
		31 December 2024	31 December 2023
		\$'000	\$'000
Cash flows from operating activities			
Payments to suppliers and employees		(3,850)	(3,353)
Income tax paid		-	-
Net cash outflow from operating activities		(3,850)	(2,894)
Cash flows from investing activities			
Interest received		85	459
Payments for capitalised exploration and evaluation expenditure		(4,529)	(1,415)
Payment for property, plant and equipment		(273)	(209)
Payment for investment in joint venture		-	(474)
Net cash outflow from investing activities		(4,717)	(2,098)
Cash flows from financing activities			
Payment for lease		(32)	(31)
Proceeds from capital raising activities, net of transaction costs		8,513	-
Net cash outflow from financing activities		8,481	(31)
Net decrease in cash and cash equivalents		(86)	(5,023)
Cash and cash equivalents at beginning of period		8,337	26,191
Effects of exchange rate changes on the balance of cash held in foreign currencies		293	(3)
Cash and cash equivalents at end of period	4	8,544	21,165

The accompanying notes form part of these financial statements

CONSOLIDATED STATEMENT OF CHANGES IN EQUITY
FOR THE HALF YEAR ENDED 31 DECEMBER 2024

	Note	Contributed equity \$'000	Share based payments reserves \$'000	Foreign currency translation reserves \$'000	Other reserves \$'000	Accumulated losses \$'000	Attributable to owners of the parent \$'000	Non-controlling interests \$'000	Total Equity \$'000
Balance at 1 July 2024		29,312	12,326	18,164	(877)	(32,655)	26,270	(6)	26,264
Loss for the period from continuing operations		-	-	-	-	(3,957)	(3,957)	(8)	(3,965)
Loss for the period from discontinued operations		-	-	-	-	(14)	(14)	-	(14)
Loss for the period		-	-	-	-	(3,971)	(3,971)	(8)	(3,979)
Other comprehensive income		-	-	1,540	-	-	1,540	(1)	1,539
Total comprehensive income for the period		-	-	1,540	-	(3,971)	(2,431)	(9)	(2,440)
Issue of shares from capital placements	10(b)	7,955	-	-	-	-	7,955	-	7,955
Issue of shares from Share Purchase Plan	10(b)	1,123	-	-	-	-	1,123	-	1,123
Transaction costs related to issue of shares	10(b)	(965)	400	-	-	-	(565)	-	(565)
Payment of director fees through shares	10(b)	71	-	-	-	-	71	-	71
Exercise of performance rights	11(a)	220	(220)	-	-	-	-	-	-
Share based payments	11(a)	-	606	-	-	-	606	-	606
Balance at 31 December 2024		37,716	13,112	19,704	(877)	(36,626)	33,029	(15)	33,014
Balance at 1 July 2023		26,646	10,703	18,236	(877)	(25,642)	29,066	-	29,066
Loss for the year from continuing operations		-	-	-	-	(3,071)	(3,071)	(7)	(3,078)
Loss for the year from discontinued operations		-	-	-	-	(80)	(80)	-	(80)
Loss for the period		-	-	-	-	(3,151)	(3,151)	(7)	(3,158)
Other comprehensive income		-	-	(211)	-	-	(211)	-	(211)
Total comprehensive income for the period		-	-	(211)	-	(3,151)	(3,362)	(7)	(3,369)
Issue of shares on exercise of performance rights	10(b)	151	(151)	-	-	-	-	-	-
Share based payments	11(a)	-	495	-	-	-	495	-	495
Balance at 31 December 2023		26,797	11,047	18,025	(877)	(28,793)	26,199	(7)	26,192

The accompanying notes form part of these financial statements

NOTES TO THE CONSOLIDATED FINANCIAL STATEMENTS

FOR THE HALF YEAR ENDED 31 DECEMBER 2024

1. CORPORATE INFORMATION

The consolidated financial statements of Prospect Resources Limited ("the Company") and its subsidiaries (collectively "the Group") for the half year ended 31 December 2024 was authorised for issue in accordance with a resolution of the directors on 10 March 2025.

Prospect Resources Limited is a company limited by shares and incorporated in Australia whose shares are publicly traded on the Australian Securities Exchange. The Company and its subsidiaries are for-profit entities.

The principal activity of the Group is exploration, evaluation and development of mineral resources.

2. SUMMARY OF MATERIAL ACCOUNTING POLICIES

(a). Basis of preparation

The half-year financial report is a general purpose financial report prepared in accordance with AASB 134 *Interim Financial Reporting and the Corporations Act 2001*.

This interim financial report is intended to provide users with an update on the latest annual financial statements of the Group. As such, it does not contain information that represents relatively insignificant changes occurring during the period within the Group. It is therefore recommended that this financial report be read in conjunction with the most recent annual financial report of the Group, together with any public announcements made during the period.

The Group is a for-profit entity for financial reporting purposes under Australian Accounting Standards.

(b). Accounting policies and adoption of new and revised accounting standards and interpretations

These consolidated financial statements have been prepared using the same accounting policies, including critical accounting judgements and key estimation uncertainty, as used in the annual financial statements for the year ended 30 June 2024, except for the impact of all new or amended standards and interpretations. The adoption of the new or amended standards and interpretations did not result in any significant changes to the Group's accounting policies. The Group has not early adopted any other standard, interpretation or amendment that has been issued but is not yet effective.

3. SEGMENT INFORMATION

(a). Identification of reportable segments

The Group has identified its operating segments based on the internal reports that are reviewed and used by the Board of Directors (chief operating decision makers) in assessing performance and determining the allocation of resources.

In the current year the Group engaged in exploration for minerals and project development activities in Zimbabwe, Namibia, and Zambia. The operations were located in Australia, Singapore, Zimbabwe, Mauritius, Namibia, and Zambia with the head office being in Australia. Singapore balances were included within Australian operations and exploration activities and other transactions in Zimbabwe, Namibia, Mauritius, and Zambia being included within the African operations.

NOTES TO THE CONSOLIDATED FINANCIAL STATEMENTS
FOR THE HALF YEAR ENDED 31 DECEMBER 2024

(b). Geographical segments

Segment revenue, results and depreciation exclude discontinued operations for the half year period ended 31 December:

	Australia		Africa		Consolidated	
Continuing operations	2024	2023	2024	2023	2024	2023
	\$'000	\$'000	\$'000	\$'000	\$'000	\$'000
Revenue from external customers						
Other income	85	459	-	-	85	459
Total segment revenue	85	459	-	-	85	459
Results						
Segment net loss before tax - continuing	(629)	(1,482)	(3,336)	(1,596)	(3,965)	(3,078)
Segment net loss before tax - discontinued	(11)	(6)	(3)	(74)	(14)	(80)
Total segment net loss	(640)	(1,488)	(3,339)	(1,670)	(3,979)	(3,158)
Other segment information						
Depreciation expense	31	34	58	27	89	61

Segment assets and liabilities as at balance dates are as follows:

	Australia		Africa		Consolidated	
	31 Dec 2024	30 Jun 2024	31 Dec 2024	30 Jun 2024	31 Dec 2024	30 Jun 2024
	\$'000	\$'000	\$'000	\$'000	\$'000	\$'000
Assets						
Segment assets	8,070	7,717	25,907	19,596	33,977	27,313
Liabilities						
Segment liabilities	499	645	464	404	963	1,049

4. CASH AND CASH EQUIVALENTS

	31 December 2024	30 June 2024
	\$'000	\$'000
Cash in bank	8,514	8,298
Petty cash	30	39
Total cash and cash equivalents	8,544	8,337

NOTES TO THE CONSOLIDATED FINANCIAL STATEMENTS
FOR THE HALF YEAR ENDED 31 DECEMBER 2024

5. TRADE AND OTHER RECEIVABLES

	31 December 2024	30 June 2024
	\$'000	\$'000
GST / VAT receivable	703	102
Other receivables	40	184
	743	286
Allowance for expected credit loss	(299)	-
Total trade and other receivables	444	286

Trade and other receivables are non-interest bearing and are generally on terms of 30 days.

6. OTHER CURRENT ASSETS

	31 December 2024	30 June 2024
	\$'000	\$'000
Prepayments	184	115
Deposits	29	27
Total other current assets	213	142

7. ASSETS HELD FOR SALE

	31 December 2024	30 June 2024
	\$'000	\$'000
Other current assets	19	18
Property, plant and equipment	5	7
Exploration and evaluation expenditure	4,063	3,777
Total assets held for sale	4,087	3,802

On 9 May 2024, the Board resolved that the Group commence the process to sell Step Aside lithium project in Zimbabwe. As at 31 December 2024, the Group continue to actively market the project to a number of interested parties. The assets and liabilities of the entities that will be sold as part of the planned sale structure have been presented as held for sale. The total liabilities directly associated with the above assets held for sale amounted to \$6,807 (30 June 2024: \$17,844).

NOTES TO THE CONSOLIDATED FINANCIAL STATEMENTS
FOR THE HALF YEAR ENDED 31 DECEMBER 2024

8. EXPLORATION AND EVALUATION EXPENDITURE

	31 December 2024	30 June 2024
	\$'000	\$'000
Exploration and evaluation expenditure comprises:		
Omaruru – Lithium	2,395	2,290
Mumbezhi – Copper	17,384	11,721
Total exploration and evaluation	19,779	14,011

The movements during the period are as follows:

	6 months to 31 December 2024	12 months to 30 June 2024
Opening balance	14,011	1,635
Acquisition of Mumbezhi copper project	-	11,495
Acquisition of Omaruru lithium project	-	2,269
Expenditure incurred	4,601	2,397
Transfer to assets held for sale	-	(3,777)
Effect of foreign currency exchange differences	1,167	(8)
Total exploration and evaluation expenditure	19,779	14,011

In April 2024, the Group signed two concurrent agreements over the large-scale Mumbezhi Copper Project ("Mumbezhi") in Zambia, subject to satisfaction or waiver of conditions precedent:

- acquire an 85% interest in Mumbezhi from current owner, Global Development Cooperation Consulting Zambia Limited ("GDC"), for US\$5,500,000 million in cash and US\$1,000,000 in PSC shares priced at a 20% premium to 5-day VWAP upon all conditions precedent being satisfied or waived.
- pay upfront payments and milestone payment to Orpheus Uranium Limited ("Orpheus") as reimbursement of select exploration costs on Mumbezhi, with Orpheus agreeing to withdraw all legal claims to the exploration licence and share all historical geological and mining data pertaining to the project. The upfront payments comprised of \$1,000,000 in PSC shares plus PSC share options equivalent to 75% of the shares issued. The milestone payment is to be paid in cash of \$2,500,000 if certain conditions and results are achieved, which include that the exploration programs and analysis on the Mumbezhi are undertaken and the results of the exploration programs and analysis confirm that any of the central, east and/or north deposits at the Mumbezhi (individually or collectively) contain JORC Code reportable definition of not less than 500,000 tonnes of contained copper at a copper cut-off grade of not less than 0.5% Cu metal.

On 30 April 2024, the conditions on the agreement with Orpheus were fully satisfied thus the upfront payments were settled through the issuance of 8,333,333 PSC shares (\$1,000,000) and options of 6,250,000 (\$687,500) on 3 May 2024. At 31 December 2024, no payment was required for the milestone payments as the conditions for these remain yet to be achieved.

On 31 May 2024, the conditions precedent on the agreement with GDC were fully satisfied. The cash consideration was paid amounting to \$8,292,687 (US\$5,500,000) and shares issued of 7,014,590 (\$1,515,152) on 31 May 2024.

NOTES TO THE CONSOLIDATED FINANCIAL STATEMENTS
FOR THE HALF YEAR ENDED 31 DECEMBER 2024

9. TRADE AND OTHER PAYABLES

	31 December 2024	30 June 2024
	\$'000	\$'000
Trade payables	150	112
Accruals	660	735
Total trade and other payables	810	847

10. CONTRIBUTED EQUITY

	31 December 2024	30 June 2024
	No. of Shares	No. of Shares
(a) Issued share capital		
Ordinary shares fully paid	571,723,750	478,679,885
(b) Movement in ordinary share capital		
	No. of Shares	\$'000
Balance at 30 June 2023	462,259,462	26,646
Issue of shares upon exercise of performance rights (note 11(a))	1,072,500	151
Issue of shares to Orpheus (note 8)	8,333,333	1,000
Issue of shares to GDC (note 8)	7,014,590	1,515
Balance at 30 June 2024	478,679,885	29,312
Issue of shares via placements	79,550,000	7,955
Issue of shares via Share Purchase Plan	11,230,000	1,123
Capital raising cost - options	-	(400)
Capital raising cost – cash	-	(565)
Payment of director fees through shares	512,327	71
Exercise of performance rights	1,751,538	220
Balance at 31 December 2024	571,723,750	37,716

In August 2024, Prospect successfully completed an equity placement raising gross new equity proceeds via a placement of new ordinary shares to institutional and sophisticated investors at an issue price of \$0.10 per share. The Company also undertook a Share Purchase Plan (SPP) at the same issue price as the placement. The SPP was open to eligible shareholders who were able to apply for up to A\$30,000 of new shares in Prospect at \$0.10 per share without incurring brokerage, commission or other transaction costs. The SPP was completed in September 2024.

NOTES TO THE CONSOLIDATED FINANCIAL STATEMENTS
FOR THE HALF YEAR ENDED 31 DECEMBER 2024

11. RESERVES

	31 December 2024	30 June 2024
	\$'000	\$'000
Share based payments reserves	13,112	12,326
Other reserves	(877)	(877)
Foreign currency translation reserve	19,704	18,164
Total reserves	31,939	29,613

Nature and Purpose of Reserves

The share based payments reserve arises pursuant to an issue of shares or options as consideration for a service or an acquisition transaction.

The foreign currency translation reserve is used to record exchange differences arising from the translation of the financial statements of foreign subsidiaries and translation differences on intercompany loans.

The other reserves is used for any other equity transactions that are not directly attributed to other component of the equity accounts.

(a) Share Based Payments Reserve

(i) Balance at period end	No. of Options and Rights	\$'000
31 December 2024		
Options	60,514,952	12,841
Rights	8,289,650	271
	68,804,602	13,112
30 June 2024		
Options	37,667,033	11,988
Rights	6,696,448	338
	44,363,481	12,326

NOTES TO THE CONSOLIDATED FINANCIAL STATEMENTS
FOR THE HALF YEAR ENDED 31 DECEMBER 2024

(ii) Movement in options			
	Details	No. of Options	\$'000
Date Balance at 30 June 2023	Grant of options to employees	17,850,000	10,510
10 August 2023	Grant of options to director	7,257,000	-
23 November 2023	Forfeiture	2,076,000	-
23 November 2023	Share based payment expense	(666,667)	(23)
31 December 2023	Grant of options to employee	-	378
01 February 2024	Grant of options to a subsidiary director	834,700	-
01 March 2024		2,500,000	-
18 March 2024	Grant of options to employee	1,566,000	-
03 May 2024	Grant of options to Orpheus (note 14)	6,250,000	687
30 June 2024	Share based payment expense	-	436
Balance at 30 June 2024		37,667,033	11,988
02 August 2024	Grant of options to brokers	8,000,000	400
26 November 2024	Grant of options to employees	15,181,253	-
26 November 2024	Forfeiture	(333,334)	(24)
31 December 2024	Share based payment expense	-	477
Balance at 31 December 2024		60,514,952	12,841

NOTES TO THE CONSOLIDATED FINANCIAL STATEMENTS
FOR THE HALF YEAR ENDED 31 DECEMBER 2024

(iii) Movement in performance rights			
Date	Details	No. of Rights	\$'000
Balance at 30 June 2023		4,400,000	193
10 August 2023	Grant of performance rights to employees	1,800,000	-
21 August 2023	Forfeiture	(1,540,000)	-
15 November 2023	Exercise of performance rights	(1,072,500)	(151)
23 November 2023	Grant of performance rights to director	1,484,615	-
31 December 2023	Share based payment expense	-	140
01 March 2024	Grant of performance rights to director	1,286,000	-
18 March 2024	Grant of performance rights to employee	338,333	-
30 June 2024	Share based payment expense	-	156
Balance at 30 June 2024		6,696,448	338
03 September 2024	Forfeiture	(1,630,327)	-
06 November 2024	Exercise of performance rights	(693,269)	(70)
12 November 2024	Exercise of performance rights	(1,058,269)	(150)
26 November 2024	Grant of performance rights	4,975,067	-
31 December 2024	Share based payment expense	-	153
Balance at 31 December 2024		8,289,650	271

(b) Foreign Currency Translation Reserve

	6 months to 31 December 2023	12 months to 30 June 2024
	\$'000	\$'000
Movement in reserve		
Opening balance	18,164	18,236
Currency translation differences	1,540	(72)
Closing balance	19,704	18,164

(c) Other Reserves

	6 months to 31 December 2024	12 months to 30 June 2024
	\$'000	\$'000
Movement in Other Reserves		
Opening balance	(877)	(877)
Increase in ownership in subsidiary	-	-
Closing balance	(877)	(877)

NOTES TO THE CONSOLIDATED FINANCIAL STATEMENTS
FOR THE HALF YEAR ENDED 31 DECEMBER 2024

12. ACCUMULATED LOSSES

	6 months to 31 December 2024	12 months to 30 June 2024
	\$'000	\$'000
Balance at the beginning of the period	(32,655)	(25,642)
Net loss attributable to equity holders of the Company	(3,971)	(7,013)
Accumulated losses at end of the period	(36,626)	(32,655)

13. SUBSIDIARIES

Details of the Group's material subsidiaries at the end of the reporting period are as follows:

	Principal activity	Country of incorporation	Ownership and voting interest	
			31 December 2024	30 June 2024
Prospect Minerals Pte Ltd	Holding company	Singapore	100%	100%
Promin Resource Holdings Pte Ltd	Holding company	Singapore	100%	100%
Stepaside Lithium Pte Ltd	Holding company	Singapore	100%	100%
Prospect Copper Holdings Pte Ltd	Holding company	Singapore	100%	100%
Hawkmoth Mining & Explorations (Pvt) Limited	Exploration & evaluation	Zimbabwe	100%	100%
Harrier Nickel Resources (Private) Limited	Exploration & evaluation	Zimbabwe	100%	100%
Eagle Lithium Resources (Private) Ltd	Exploration & evaluation	Zimbabwe	90%	90%
Hawk Rare Earth (Private) Limited	Exploration & evaluation	Zimbabwe	100%	100%
Sarita Mineral Resources Limited	Mining and quarrying	Zambia	99.93%	99.93%
Osprey Resources Limited	Mining and quarrying	Zambia	85%	85%
Prospect Resources (Mauritius) Limited	Holding company	Mauritius	100%	100%
Belham Investments (Proprietary) Limited	Exploration & evaluation	Namibia	100%	100%
Richwing Exploration (Proprietary) Limited	Exploration & evaluation	Namibia	100%	100%

(i) Discontinued operations

On 09 May 2024 board meeting, it was resolved that the Group commence the process of marketing the Step Aside lithium project. The proceeds will be utilised to fund the exploration activities of the other projects and any other opportunities. The entities that will form part of the sale will include Promin Resource Holdings Pte Ltd, Stepaside Lithium Pte Ltd, Eagle Lithium Resources (Private) Ltd, Harrier Nickel Resources (Private) Limited, and Hawk Rare Earth (Private) Limited. The result of operations and assets and liabilities as at 31 December 2024 have been presented as part of the discontinued operation and as held for sale, respectively.

NOTES TO THE CONSOLIDATED FINANCIAL STATEMENTS
FOR THE HALF YEAR ENDED 31 DECEMBER 2024

14. SHARE-BASED PAYMENTS

During the period, the Group recognised share based payments expense of \$606,427 (2023: \$494,224) from equity-settled share based payment transactions.

The following table lists the inputs to the model used in determining the current and prior period expense:

Series	Options issued during the half year ended 31 December 2024	
	Management as Long Term Incentive	Brokers as service fees
No. of options	15,181,253	8,000,000
Grant date	26/11/2024	02/08/2024
Share price	\$0.096	\$0.096
Exercise price	\$0.160	\$0.200
Asset Interest rate	3.99%	3.67%
Expiry date	03/09/2028	02/08/2027
Volatility	110%	110%
Fair value at grant date	\$0.060	\$0.050
Vesting condition and period	(ii)	(ii)

(i). Management's long term incentive options are subject to two performance hurdles:

- The Company's underlying share price exceeding \$0.24 per share for a continuous period of 30 days during a 3 year period from the grant date; and
- Remaining in employment of the company 3 years after grant date.

(ii). The service fees to the brokers engaged in the capital placements includes payments in cash and in options. This has vested already at issue date.

Series	Rights issued during the half year ended 31 December 2024	
	Management as Short Term Incentive	
No. of Rights	4,975,067	
Grant date	26/11/2024	
Share price	\$0.096	
Exercise price	\$0.00	
Expiry date	03/09/2027	
Fair value at grant date	\$0.096	
Vesting condition and period	(i)	

Executive directors and other key management personnel have been granted rights in lieu of a cash based short term incentive scheme. The rights on offer are subject to satisfaction of targets as defined by the Company's annual scorecard which is based on both exploration and corporate targets and approval by the Board. Performance against the scorecard is assessed annually based on the company's performance in the 12 months up to the assessment date. The vesting of these incentives is subject to vesting conditions as discussed above. 50% of the incentive will vest at the end of the year after the grant date and the remaining 50% will vest 24 months after the grant date, provided the employee remains employed by the Group.

NOTES TO THE CONSOLIDATED FINANCIAL STATEMENTS
FOR THE HALF YEAR ENDED 31 DECEMBER 2024

Series	Options issued during the year ended 30 June 2024					
	Managing Director Long Term Incentive	Management Long Term Incentive	Management Long Term Incentive	Management Long Term Incentive	Non-exec director Management Long Term Incentive	Orpheus for acquisition of Mumbesghi
No. of options	2,076,000	7,257,000	834,700	1,566,000	2,500,000	6,250,000
Grant date	23/11/2023	10/08/2023	01/02/2024	18/03/2024	01/03/2024	03/05/2024
Share price	\$0.096	\$0.110	\$0.080	\$0.079	\$0.071	\$0.155
Exercise price	\$0.200	\$0.200	\$0.120	\$0.120	\$0.0	\$0.150
Asset Interest rate	4.14%	3.77%	3.56%	3.74%	3.71%	4.03%
Expiry date	09/08/2027	09/08/2027	09/08/2027	09/08/2027	11/03/2026	11/04/2027
Volatility	110%	110%	110%	110%	110%	110%
Fair value at grant date	\$0.060	\$0.071	\$0.050	\$0.050	\$0.070	\$0.110
Vesting condition and period	(i)	(i)	(i)	(i)	(ii)	None
Note	-	-	-	-	-	Note 14

(i) Management's long term incentive options are subject to two performance hurdles:

- The Company's underlying share price exceeding \$0.33 per share for a continuous period of 30 days from grant date to 09 August 2026; and
- Remaining in employment of the company by 09 August 2026.

(ii) The non-executive director of the subsidiary in Zambia is required to remain employed by 1 March 2025.

Series	Rights issued during the year ended 30 June 2024			
	Managing Director Short Term incentive	Other Key Management Personnel Short Term Incentive	Management Short Term Incentive	Non-exec director Short Term Incentive
No. of Rights	1,484,615	1,800,000	338,333	1,286,000
Grant date	23/11/2023	10/08/2023	18/03/2024	01/03/2024
Share price	\$0.096	\$0.110	\$0.079	\$0.071
Exercise price	\$0.00	\$0.00	\$0.00	\$0.00
Expiry date	09/08/2026	09/08/2026	09/08/2026	01/03/2028
Fair value at grant date	\$0.096	\$0.110	\$0.079	\$0.071
Vesting condition and period	(i)	(i)	(i)	(ii)

(i) Managing director, other key management personnel, and management have been granted rights in lieu of a cash based short term incentive scheme. The rights on offer are subject to satisfaction of targets as defined by the Company's annual scorecard which is based on both exploration and corporate targets and approval by the Board. Performance against the scorecard is assessed annually based on the company's performance in the 12 months up to the assessment date. The vesting of these incentives is subject to vesting conditions as discussed above. 50% of the incentive will vest at the end of the year after the grant date and the remaining 50% will vest 24 months after the grant date, provided the employee remains employed by the Group.

NOTES TO THE CONSOLIDATED FINANCIAL STATEMENTS
FOR THE HALF YEAR ENDED 31 DECEMBER 2024

- (ii) The non-executive director of the subsidiary in Zambia is granted this rights in lieu of a cash based short term incentive scheme. The rights on offer are subject to meeting the annual scorecard, which include maintaining the validity and good standing of all mining tenements in Zambia for the relevant year and having held one or more meetings with government stakeholders or community leaders to promote and advance the projects. In addition, he must remain in the role at the end of the relevant year.

Series	Options issued during the year ended 30 June 2023			
	Managing Director Long Term Incentive	Non-Executive Directors Long Term Incentive	Management Long Term Incentive	Management Long Term Incentive
No. of options	3,000,000	5,600,000	10,250,000	500,000
Grant date	23/11/2022	23/11/2022	7/10/2022	31/01/2023
Share price	\$0.170	\$0.170	\$0.096	\$0.115
Exercise price	\$0.150	\$0.150	\$0.150	\$0.170
Asset Interest rate	3.27%	3.27%	3.34%	3.17%
Expiry date	07/10/2026	07/10/2026	07/10/2026	07/10/2026
Volatility	110%	110%	110%	110%
Fair value at grant date	\$0.130	\$0.130	\$0.064	\$0.080
Vesting condition and period	(i)	(ii)	(i)	(i)

- (i) Management's long term incentive options are subject to two performance hurdles:

(c). The Company's underlying share price exceeding \$0.25 per share for a continuous period of 30 days during a 3 year period from the grant date; and

(d). Remaining in employment of the company 3 years after grant date.

- (ii) The non-executive directors long term incentive options vest evenly on 7 October 2023, 7 October 2024, and 7 October 2025 and require they remain directors of the Group at the end of each vesting periods.

Series	Rights issued during the year ended 30 June 2023	
	Managing Director Short Term incentive	Other Key Management Personnel Short Term incentive
No. of Rights	2,000,000	2,400,000
Grant date	23/11/2022	7/10/2022
Share price	\$0.170	\$0.096
Exercise price	\$0.00	\$0.00
Expiry date	07/10/2025	07/10/2025
Fair value at grant date	\$0.170	\$0.096
Vesting condition and period	(i)	(i)

- (i) Managing director and other key management personnel have been granted rights in lieu of a cash based short term incentive scheme. The rights on offer are subject to satisfaction of targets as defined by the Company's annual scorecard which is based on both exploration and corporate targets and approval by the Board. Performance against the scorecard is assessed annually based on the company's performance in the 12 months up to the assessment date. The vesting of these incentives is subject to vesting conditions as discussed above. 50% of the incentive will vest at the end of the year after the grant date and the remaining 50% will vest 24 months after the grant date, provided the employee remains employed by the Group.

NOTES TO THE CONSOLIDATED FINANCIAL STATEMENTS
FOR THE HALF YEAR ENDED 31 DECEMBER 2024

15. COMMITMENTS FOR EXPENDITURE

(a). Exploration Commitments

In order to maintain an interest in the mining and exploration tenements in which the Group is involved, the Group is committed to meet the conditions under which the tenements were granted and the obligations of any joint venture and/or acquisition agreements. Outstanding exploration commitments are as follows:

	31 December 2024	30 June 2024
	\$'000	\$'000
Not longer than 1 year	10	9
Longer than 1 year and not longer than 5 years	5	5
	15	14

(b). Other Commitments

The Group is committed to pay Orpheus \$2,500,000 in cash if certain conditions and results are achieved on the Mumbezhi Copper Project. The condition includes that the exploration programs and analysis on the Mumbezhi Copper Project are undertaken, and the results of the exploration programs and analysis confirm that any of the central, east and/or north deposits at the Mumbezhi (individually or collectively) contain JORC Code reportable definition of not less than 500,000 tonnes of contained copper at a copper cut-off grade of not less than 0.5% Cu metal.

The Group has entered into contracts with its directors and certain executives and consultants whereby minimum notice periods (usually three months) have been provided by the Group. This totals \$834,758 as at 31 December 2024 (30 June 2024: \$766,742).

16. CONTINGENT LIABILITIES

The Group has no contingent liabilities as at 31 December 2024. As at 30 June 2024, the Company had an ongoing legal dispute with a third party in Africa in relation to an alleged breach of non-disclosure agreement. The matter was successfully defended during the period and the court dismissed the claim.

17. SUBSEQUENT EVENTS

On 6 February 2025, a total of 939,231 performance rights were exercised. No other matter or circumstance has arisen since 31 December 2024 that has significantly affected, or may significantly affect the Group's operations, the results of those operations, or the Group's state of affairs in future financial years.

DIRECTORS' DECLARATION

1. In accordance with a resolution of the directors of Prospect Resources Limited, I state that:

(a) the financial statements and notes thereto are in accordance with the Corporations Act 2001 including:

(i) giving a true and fair view of the consolidated entity's financial position as at 31 December 2024 and of its performance for the half year then ended; and

(ii) complying with Australian Accounting Standards AASB 134 *Interim Financial Reporting* and the *Corporations Regulations 2001*;

(b) there are reasonable grounds to believe that the Company will be able to pay its debts as and when they become due and payable; and



This declaration is signed in accordance with a resolution of the Board of directors.

Sam Hosack

Managing Director

Perth, Western Australia

10 March 2025

INDEPENDENT AUDITOR'S REPORT



PO Box 1908
West Perth WA 6872
Australia

Level 2, 40 Kings Park Road
West Perth WA 6005
Australia

Tel: +61 8 9481 3188
Fax: +61 8 9321 1204

ABN: 84 144 581 519
www.stantons.com.au

INDEPENDENT AUDITOR'S REVIEW REPORT TO THE MEMBERS OF PROSPECT RESOURCES LIMITED

Report on the Half-Year Financial Report

Conclusion

We have reviewed the half-year financial report of Prospect Resources Limited, which comprises the consolidated statement of financial position as at 31 December 2024, the consolidated statement of profit or loss and other comprehensive income, consolidated statement of changes in equity and consolidated statement of cash flows for the half-year ended on that date, condensed notes comprising a summary of significant accounting policies and other explanatory information, and the directors' declaration.

Based on our review, which is not an audit, we have not become aware of any matter that causes us to believe that the accompanying half-year financial report of Prospect Resources Limited does not comply with the *Corporations Act 2001* including:

- (a) giving a true and fair view of Prospect Resources Limited's financial position as at 31 December 2024 and of its performance for the half-year ended on that date; and
- (b) complying with Accounting Standard AASB 134 *Interim Financial Reporting* and the *Corporations Regulations 2001*.

Basis for Conclusion

We conducted our review in accordance with ASRE 2410 *Review of a Financial Report Performed by the Independent Auditor of the Entity*. Our responsibilities are further described in the Auditor's Responsibilities for the Review of the Financial Report section of our report. We are independent of the Company in accordance with the auditor independence requirements of the *Corporations Act 2001* and the ethical requirements of the Accounting Professional and Ethical Standards Board's APES 110 *Code of Ethics for Professional Accountants (including Independence Standards)* (the Code) that are relevant to our audit of the annual financial report in Australia. We have also fulfilled our other ethical responsibilities in accordance with the Code.

We confirm that the independence declaration required by the *Corporations Act 2001* has been given to the directors of the Company on 10 March 2025.

Responsibility of the Directors for the Financial Report

The directors of Prospect Resources Limited are responsible for the preparation of the half-year financial report that gives a true and fair view in accordance with Australian Accounting Standards and the *Corporations Act 2001* and for such internal control as the directors determine is necessary to enable the preparation of the half-year financial report that gives a true and fair view and is free from material misstatement, whether due to fraud or error.



Liability limited by a scheme approved under Professional Standards Legislation

Stantons is a member of the Russell
Bedford International network of firms

INDEPENDENT AUDITOR'S REVIEW REPORT



Auditor's Responsibility for the Review of the Financial Report

Our responsibility is to express a conclusion on the half-year financial report based on our review. ASRE 2410 requires us to conclude whether we have become aware of any matter that makes us believe that the half-year financial report is not in accordance with the *Corporations Act 2001* including giving a true and fair view of the Company's financial position as at 31 December 2024 and its performance for the half-year ended on that date, and complying with Accounting Standard AASB 134 *Interim Financial Reporting* and the *Corporations Regulations 2001*.

A review of a half-year financial report consists of making enquiries, primarily of persons responsible for financial and accounting matters, and applying analytical and other review procedures. A review is substantially less in scope than an audit conducted in accordance with Australian Auditing Standards and consequently does not enable us to obtain assurance that we would become aware of all significant matters that might be identified in an audit. Accordingly, we do not express an audit opinion.

STANTONS INTERNATIONAL AUDIT AND CONSULTING PTY LTD
(An Authorised Audit Company)

Stantons International Audit and Consulting Pty Ltd
Samir

Samir Tirodkar
Director

West Perth, Western Australia
10 March 2025

