

# Intelligent Investor Equity Growth Fund

Active ETF (ASX:IIGF)

**“One of the hardest things to do in the investment business is to fully appreciate how long it takes for things to happen. It takes forever for the changes to show up.” — Jeffrey Gundlach**

**“If Ben Graham thought Mr. Market was irrational in his day, he would try to have him committed today.” — David Barr**

**Alec Cutler on being contrarian: “The pain and the elation involved - mostly the pain - and how to have the backbone to stick with it, to be willing to be alone and wrong, not just wrong. Everyone’s fine being wrong in a crowd. No one wants to be alone and wrong and poked at; Why did you do that? You’re an idiot”.**

It’s said that the market climbs a wall of worry, but this quarter it bounded over a mountain of bizarre. Within just eight weeks fears switched from America’s solvency to the threat of World War three.

**Commonwealth Bank’s** valuation eclipsed five standard deviations above average. That’s a probability of 0.000000576%. Perhaps John Lennon captured the moment best in his song *Nobody Told Me*, ‘Always something happening and nothing going on. Most peculiar, mama’.

The market seems emboldened since ‘Liberation Day’ with investment flows going into the same market behemoths that have driven the market for

## Performance (after fees)


	1 mth	3 mth	1 yr	2 yrs	3 yrs	S.I. p.a
II Equity Growth Fund	1.7%	6.0%	-0.3%	4.9%	5.4%	8.9%
S&P ASX 200 Accumulation Index	1.4%	9.5%	13.8%	13.0%	13.6%	12.1%
Excess to Benchmark	0.3%	-3.5%	-14.1%	-8.1%	-8.2%	-3.2%


Inception (S.I.): 5 October 2020





## Fund overview


The Intelligent Investor Equity Growth Fund is a concentrated portfolio of 10 - 35 Australian-listed and International listed stocks. The Portfolio invests in a mix of large, mid and small cap stocks, focusing on highly profitable industry leaders that have long-term opportunities to reinvest profits at high rates of return.


 **5+ yrs**  
Suggested investment timeframe

 **10 - 35**  
Indicative number of securities

 **Risk profile: High**  
Expected loss in 4 to 6 years out of every 20 years

 **S&P/ASX 200 Accumulation Index**  
Benchmark

 **Investment fee**  
0.97% p.a.

 **Performance fee**  
Nil

the past few years. Valuations for Australia's stalwarts suggest a lost decade lies ahead, so that wave of money will eventually look for higher returns elsewhere.

Perhaps given the rising prices of many small cap stocks and resources stocks since 1 July, that's already happening. Lower interest rates should also help broaden the bull market.

## Portfolio

There were several changes to the fund during the quarter to make room for our overseas stocks after 1 July. We crystallised the losses on subscale positions in **Pilbara Minerals** and **HMC Capital** and sold **BHP** and **Auckland Airport**.

Brick manufacturing and land development is about as boring as it gets, yet **Brickworks'** share price jumped over 50% after sibling Soul Pattinson launched a bid to finally join the two companies. Housing markets are struggling due to a combination of high costs and higher interest rates, but the combination could ignite a wave of buying as it becomes a major index constituent.

**Lovisa's** share price rebounded 50% after we increased our position in the wake of Liberation Day after opening its 1,000th store and no change in its prospects. Management is turning its attention to other retail formats and competition is increasing, so our position sizing will likely be lower in the future.

The share price of oil minor **Karooon Energy** increased over 50% as oil prices climbed following Israel's and America's bombing of Iran. As the global economy is less sensitive to oil prices these days, the impact of higher oil prices on global growth and oil stocks is also more muted. So, while oil prices could easily fall again, we're focused on the operational improvements at Karoon and its ability to pay high dividends and potentially buy back shares at four times earnings.

## Outlook

Confession season hasn't produced any surprises, and corporate activity is increasing with **Xero** and **Wisetec** acquiring expensive loss-making US businesses.

There are myriad ways the fund could benefit from acquisitions, either facilitating them in the case of **MA Financial**, becoming a target potentially like **RPM Global** and **Aussie Broadband** or by companies picking off cheap targets left behind by the huge momentum flows targeting the market's biggest companies.

The index is currently priced like 2007, where investors over the next decade banked a dividend yield of around 5% without any capital gains. The difference now is that the index is currently barely yielding 3%, valuations are higher and the prospects for the index's major constituents including the three major iron ore majors, four large banks, many A-REITs, **Wesfarmers** and **CSL**, are worse.

Lower interest rates and a momentum-driven market may blow their bubbly valuations up even further, but eventually markets will look for higher returns from cheaper, faster growing stocks like ours.

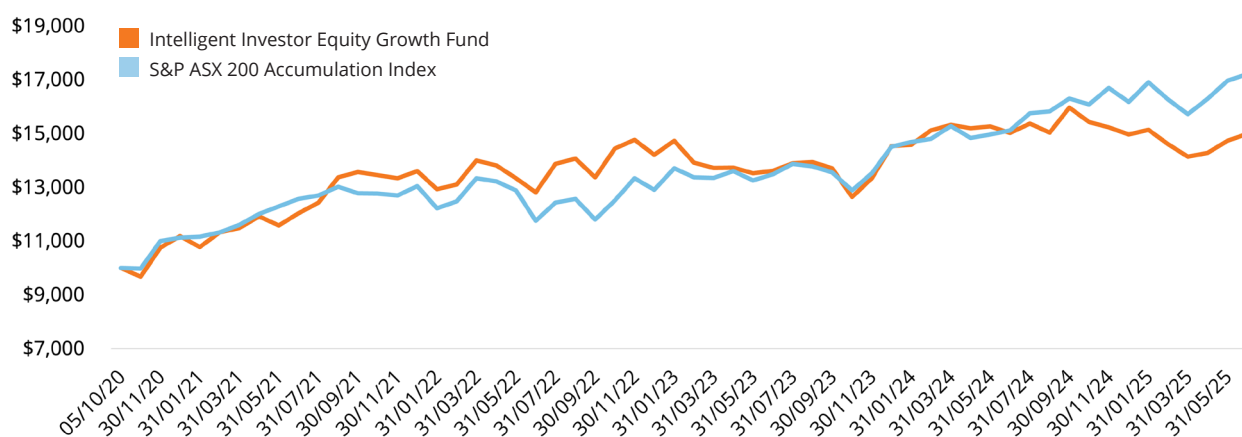
---

*Please get in touch if you have any questions*

**[info@intelligentinvestor.com.au](mailto:info@intelligentinvestor.com.au)**

**1300 880 160**

## Performance since inception



Inception (S.I.): 5 Oct 2020

### Asset allocation

Cash	24.5%
Health Care	14.9%
Consumer Discretionary	14.6%
Materials	12.6%
Communication Services	11.3%
Information Technology	8.2%
Energy	5.6%
Financials	5.5%
Utilities	2.8%

### Top 5 holdings

ResMed (RMD)	7.0%
Lovisa (LOV)	5.6%
MA Financial (MAF)	5.5%
New Hope Corporation (NHC)	5.0%
RPMGlobal (RUL)	4.9%

### Fund Stats

Distribution yield	1.94%
Net asset value	\$2.91

### Important information

This document has been prepared by InvestSMART Funds Management Limited (ABN 62 067 751 759, AFSL 246441) (InvestSMART), the responsible entity of the Fund and issuer of units in the Fund. While every care has been taken in the preparation of this document, InvestSMART makes no representations or warranties as to the accuracy or completeness of any statement in it. To the maximum extent permitted by law, neither InvestSMART, its directors, employees or agents accept any liability for any loss arising in relation to this document. This document is not an endorsement that this portfolio is appropriate for you and should not be relied upon in making a decision to invest in this product. You should always consider the relevant disclosure document (including Product Disclosure Statement, Investment Menu, Target Market Determination and Financial Services Guide along with any accompanying materials) and/or seek professional advice before making any investment decision. Disclosure documents for financial products offered by InvestSMART can be downloaded from the InvestSMART website or obtained by contacting 1300 880 160. The document provides general financial information only. InvestSMART has NOT considered your personal objectives, financial situation and needs when preparing this document. You should consider your individual objectives, financial situation and needs and seek professional advice where necessary before making any investment decision. Past performance is not a reliable indicator of future performance. InvestSMART does not assure nor guarantee the performance of any financial products offered. InvestSMART, its associates and their respective directors and other staff each declare that they may, from time to time, hold interests in securities that are contained in this investment product.

All tables and chart data is correct as at 30 June 2025