



Level 36, 25 Martin Place  
Sydney NSW 2000 AUSTRALIA

General: +61 2 9235 4888  
Facsimile: +61 2 9235 4800  
Website: [www.magellangroup.com.au](http://www.magellangroup.com.au)  
ABN: 31 120 593 946  
AFSL: 304 401

26 August 2021

Company Announcements Office  
Australian Securities Exchange Limited  
Level 4, Exchange Centre  
20 Bridge Street  
Sydney NSW 2000

**ANNUAL REPORT  
FOR THE YEAR ENDED 30 JUNE 2021**

Magellan High Conviction Trust ("MHH") hereby lodges the following documents relating to the year ended 30 June 2021:

- Appendix 4E and
- Annual Report incorporating the Chairman's Report, Responsible Entity's Report and Financial Statements.

Yours sincerely,

Authorised by  
**Marcia Venegas / Company Secretary**

# Appendix 4E

## Magellan High Conviction Trust

ABN 25 531 724 961

### Annual Report

#### Results for Announcement to the Market for the year ended 30 June 2021

				30 Jun 2021 \$'000	16 Jul 2019 to 30 Jun 2020 \$'000
Total Net Investment Income	Up by	334%	to	<b>180,436</b>	41,609
Profit/(Loss)	Up by	523%	to	<b>155,277</b>	24,932

				30 Jun 2021 \$'000	30 Jun 2020 \$'000
Total Unitholders' Equity	Up by	9.8%	to	<b>1,006,205</b>	916,003

#### Net Asset Value ("NAV") Per Unit

	30 Jun 2021	30 Jun 2020
Net Asset Value ("NAV") per unit:	<b>\$1.7334</b>	\$1.5086

#### Dividends

	Cents per ordinary unit
Interim distribution (paid 15 January 2021)	<b>2.250</b>
Final distribution payable (paid 21 July 2021)	<b>2.250</b>
<b>Final distribution dates:</b>	
Ex-distribution date:	1 July 2021
Record date:	2 July 2021

The Fund's Distribution Reinvestment Plan ("DRP") was available to eligible unitholders during the period, and for the final distribution a 5% DRP issue price discount was applied (refer Note 2 to the Financial Statements).

On 24 September 2020 Magellan Asset Management Limited announced a distribution policy update, to target a cash distribution yield of 3% per annum, paid semi-annually each June and December (refer Note 2 to the Financial Statements).

On 1 July 2021, the Responsible Entity announced its intention to transition the Fund from a closed-ended listed investment trust to an open-ended Active ETF. Since that date, the Fund has lodged a request to be removed from the official list of the ASX with effect from Monday 30 August 2021. On 25 August 2021, a Unitholder Meeting voted in favour of the resolutions relating to the transition.

Subject to ASX approval, it is anticipated the Fund will commence trading on the ASX as a managed fund under Schedule 10A of the ASX Operating Rules (AQUA Rules) on Tuesday 31 August 2021 under the ASX (ticker code: MHHT). Following the transition, investors will be able to apply for and redeem units directly with the Responsible Entity and continue to be able to transact through the ASX, at what is generally expected to be a tight spread to the NAV per unit of the Fund. Any costs relating to the transition will be paid for by MFG. Further details are available in the ASX announcement dated 2 August 2021. The Fund intends to offer a DRP to unitholders to reinvest future distributions at the prevailing NAV per unit with no discount (refer Note 16 to the Financial Statements).

Further details on the results are included in the Annual Report.

#### Financial Report

This report is based on the 30 June 2021 Annual Report which has been audited by Ernst & Young



# Magellan High Conviction Trust

---

## Annual Report

For the year ended 30 June 2021

ABN 25 531 724 961

# Contents

<b>Chairman's Report</b>	<b>3</b>
<b>Responsible Entity's Report</b>	<b>4</b>
<b>Auditor's Independence Declaration</b>	<b>8</b>
<b>Financial Statements</b>	
Statement of Profit or Loss and Comprehensive Income	9
Statement of Financial Position	10
Statement of Changes in Equity	11
Statement of Cash Flows	12
Notes to the Financial Statements	13
1. Basis of Preparation	13
2. Distributions to Unitholders	15
3. Cash and Cash Equivalents	16
4. Statement of Cash Flows Reconciliation	16
5. Receivables	17
6. Investments and Derivatives	17
7. Payables	18
8. Unitholders' Equity	18
9. Earnings per Unit	20
10. Net Asset Value per Unit	20
11. Related Parties	21
12. Capital and Financial Risk Management	23
13. Segment Information	25
14. Auditor's Remuneration	26
15. Contingent Assets, Contingent Liabilities and Commitments	26
16. Subsequent Events	26
<b>Directors' Declaration</b>	<b>27</b>
<b>Independent Auditor's Report</b>	<b>28</b>
<b>Unitholder Information</b>	<b>32</b>
<b>Corporate Information</b>	<b>33</b>

# Chairman's Report

for the year ended 30 June 2021

Dear Unitholders,

We are pleased to present the Annual Report for Magellan High Conviction Trust (the "Fund"). The Fund is a closed end managed investment scheme for which Magellan Asset Management Limited ("MAM") acts as both Responsible Entity and Investment Manager.

On 1 July 2021, MAM announced its intention to transition the Fund from a closed-ended listed investment trust on the Official List of ASX to an open-ended Active ETF quoted on the ASX under the AQUA Rules ("Transition"). Following unitholder approval on 25 August 2021, the Transition is now almost complete, and the Fund is expected to begin trading on ASX under the AQUA Rules under the ticker "MHHT" on 31 August 2021. As at 30 June 2021, the Fund had net assets of \$1.0 billion and a net asset value of \$1.7334 per unit after providing for a distribution of 2.250 cents per unit for the six months to 30 June 2021. The Fund paid total distributions of 4.5 cents per unit for the year.

Prior to the Transition, the Fund had been trading at a material and persistent discount to its net asset value per unit. As an open-ended Active ETF, unitholders will now be able to apply for and redeem the units directly from the Responsible Entity at close to the net asset value per unit. Unitholders will also have the ability to buy and sell units on the ASX at what is generally expected to be a tight spread to net asset value.

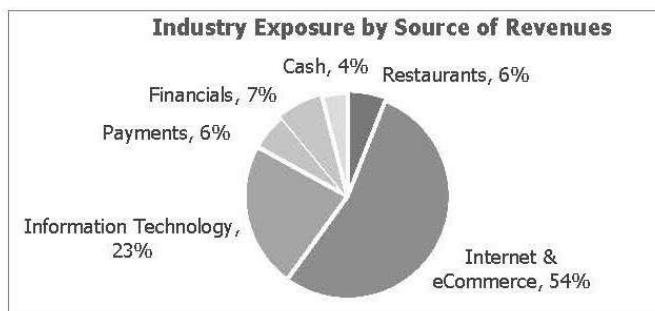
The Fund's portfolio is actively managed by MAM and aims to achieve attractive risk-adjusted returns over the medium to long term for unitholders through investment in a concentrated portfolio. To achieve this, the Fund invests in a portfolio of between 8 and 12 high-quality global equity stocks, as assessed by MAM, and has the ability to manage equity market risk by holding up to 50% of its net assets in cash. During the period the Fund announced it will adopt an unhedged approach to foreign currency exposures arising from portfolio investments in foreign markets. For year ended 30 June 2021, the Fund returned 18.1% net of fees.

The Fund also aims to deliver investors a Target Cash Distribution yield of 3% per annum, paid semi-annually. For investors wishing to reinvest distributions, a distribution reinvestment plan has been established with a 5% discount to the net asset value per unit. To ensure investors electing to receive cash are not disadvantaged due to dilution, Magellan Financial Group Limited will pay to the Fund a cash amount equal to the discount, to offset the dilutionary impact.

We would encourage you to read the [Magellan InReview 2021](#), our annual investor communication published each July, which shares a collection of thought-provoking investment perspectives from across the Magellan investment team. You can access InReview 2021 at [2021.magellaninreview.com.au](https://2021.magellaninreview.com.au). We would also encourage you to read our monthly and quarterly Fund Reports available on our website [www.magellangroup.com.au](https://www.magellangroup.com.au), which provide valuable insight into the investment strategies and portfolio managers' thoughts.

As at 30 June 2021, the Fund consisted of investments in 10 companies. The Fund's cash position was 4% of the portfolio which was predominantly held in US Dollars. The Fund's industry exposure by source of revenues is highlighted below.

Top 5 holdings (as at 30 June 2021) <i>In alphabetical order</i>	Sector
Alibaba Group Holding	Internet & eCommerce
Alphabet - class C shares	Internet & eCommerce
Facebook - class A shares	Internet & eCommerce
Microsoft	Information Technology
Netflix	Internet & eCommerce



**Robert Fraser**  
Chairman

Sydney, 26 August 2021

# Responsible Entity's Report

for the year ended 30 June 2021

The Directors of Magellan Asset Management Limited (ABN 31 120 593 946) ("MAM"), the Responsible Entity of Magellan High Conviction Trust (the "Fund") present their annual report on the Fund for the period ended 30 June 2021.

## 1. Directors

The following persons were Directors of MAM during the period and up to the date of this report:

		Appointed
Robert Fraser	Chairman	23 April 2014
Brett Cairns	Chief Executive Officer	22 January 2007
John Eales	Non-executive Director	1 July 2017
Colette Garnsey	Non-executive Director	30 November 2020
Paul Lewis	Non-executive Director	20 December 2006
Hamish McLennan	Non-executive Director	1 March 2016
Kirsten Morton	Chief Financial Officer	5 October 2018
Karen Phin	Non-executive Director	23 April 2014

## 2. Principal Activity

The Fund is a registered managed investment scheme structured as a closed-ended unit trust that is domiciled in Australia, with the principal place of business at Level 36, 25 Martin Place, Sydney, New South Wales, 2000 and quoted on the Australian Securities Exchange ("ASX") (ticker code: MHH).

MAM, as Responsible Entity, is responsible for overseeing the operations of the Fund. As the Investment Manager, MAM is responsible for selecting and managing the assets of the Fund.

The Portfolio will typically comprise 8 to 12 investments, weighted towards MAM's highest conviction ideas, as assessed by the Portfolio Managers. MAM seeks to invest in a focused portfolio of outstanding global companies and seeks to purchase investments when they are trading at a discount to MAM's assessment of their intrinsic value. MAM undertakes extensive fundamental analysis on the individual companies and the industries in which they operate.

The Fund's investment objective is to achieve attractive risk-adjusted returns over the medium to long term, while reducing the risk of permanent capital loss, in accordance with its investment strategy (as detailed in the Product Disclosure Statement ("PDS"), issued 13 August 2019).

## 3. Background Information on the Fund

On 8 October 2019 the Fund raised \$862 million from an initial offering ("Offer"), at \$1.50 per unit, comprising a Priority Offer, a Wholesale Offer and a General Public Offer. On this date 574,542,499 units in the Fund were allotted and on 11 October 2019 the Fund commenced trading on the ASX (refer Notes 8.1, 8.2 and 8.3 to the Financial Statements).

Priority applicants were eligible to receive additional units, being Loyalty Units, equivalent to 7.5% of the number of units allotted to them under the Priority Offer. Wholesale and General Public Offer applicants were eligible to receive additional units, being IPO Foundation Units, equivalent to 2.5% of the number of units allotted to them under the Wholesale and/or General Public Offer. A total of 34,447,931 Loyalty Units and IPO Foundation Units were allotted, as ordinary units, on 15 January 2020 (refer Note 8.4 to the Financial Statements).

The costs of the Offer were paid by Magellan Financial Group Limited ("MFG") which ensured the opening cash net asset value per unit of the Fund on 11 October 2019 was equal to the application unit price of \$1.50. MFG also bore the economic cost associated with the issue of Loyalty Units and IPO Foundation Units, being the dilutive effect on the NAV per unit, by paying the Fund an amount equal to the NAV per unit on the issue of the Loyalty Units and IPO Foundation Units.

## 4. Significant Changes in State of Affairs

On 24 September 2020 MAM announced a distribution policy update, to target a cash distribution yield of 3% per annum, paid semi-annually for the periods ended June and December (refer Note 2 to the Financial Statements).

There were no other significant changes in the state of affairs of the Fund during the period.

# Responsible Entity's Report

for the year ended 30 June 2021

## 5. Review of Financial Results and Operations

### 5.1. Financial Results for the Period

The performance of the Fund, as represented by the results of its operations for the periods ended 30 June, was as follows:

	30 Jun 2021	30 Jun 2020 <sup>1</sup>
<b>Results</b>		
Total net investment income (\$'000)	<b>180,436</b>	41,609
Total expenses (\$'000)	<b>25,159</b>	16,677
<b>Profit/(Loss) (\$'000)</b>	<b>155,277</b>	24,932
<b>Distributions</b>		
Distribution paid and payable (\$'000)	<b>26,609</b>	26,589
Distribution paid and payable (CPU) <sup>2</sup>	<b>4.50</b>	4.50
<b>Unit Price (NAV Per Unit) (\$)<sup>3</sup></b>	<b>1.7334</b>	1.5086
<b>ASX Reported NAV Per Unit (\$)<sup>4</sup></b>	<b>1.7559</b>	1.5311

<sup>1</sup> The Fund was registered on 16 July 2019 and commenced trading on 11 October 2019. The Fund's comparative reporting period is from 16 July 2019 to 30 June 2020.

<sup>2</sup> Cents Per Unit.

<sup>3</sup> The Net Asset Value ("NAV") per unit represents the net assets of the Fund shown in the Statement of Financial Position at balance date divided by the number of units on issue at balance date (as shown in Note 8 to the Financial Statements).

<sup>4</sup> The NAV per unit reported to the ASX will differ to the NAV per unit at balance date due to distributions payable and fee accruals.

### Distribution Components

Distribution components, which can be found in the 'Our Funds' section of the MFG website, [www.magellangroup.com.au](http://www.magellangroup.com.au), are as follows:

	31 Dec 2020 Interim Distribution CPU	30 Jun 2021 Final Distribution CPU	31 Dec 2019 Interim Distribution CPU	30 Jun 2020 Final Distribution CPU
Other non-attributable amounts (tax deferred amounts)	<b>2.2500</b>	<b>2.2500</b>	2.2500	2.2500
<b>Cash Distribution</b>	<b>2.2500</b>	<b>2.2500</b>	2.2500	2.2500

### 5.2. Total Indirect Cost Ratio

The Total Indirect Cost Ratio ("ICR") is the ratio of the Fund's actual management costs over the average portfolio value expressed as a percentage. Management costs, accrued within the Fund's unit prices on a daily basis, include management and performance fees but do not include transactional and operational costs such as brokerage or foreign withholding tax.

	30 Jun 2021 %	30 Jun 2020 % <sup>1</sup>
Management fee	<b>1.50</b>	1.09
Performance fee <sup>2</sup>	<b>1.03</b>	0.60
<b>Total Indirect Cost Ratio</b>	<b>2.53</b>	1.69

<sup>1</sup> The Fund was registered on 16 July 2019 and commenced trading on 11 October 2019. The ICR is calculated from 11 October 2019 to 30 June 2020.

<sup>2</sup> Performance fees are calculated on six monthly measurement periods ending on 30 June and 31 December of each calendar year. The Performance fees component of the ICR is calculated on an accrual basis for each measurement period.

# Responsible Entity's Report

for the year ended 30 June 2021

## 5.3. Performance Returns

The performance returns have been calculated using the NAV per unit for the Fund, which is after fees and expenses, assuming the reinvestment of distributions. The returns are calculated daily, compounded to produce longer period returns.

	30 Jun 2021 %	30 Jun 2020 % <sup>1</sup>
Growth return <sup>2</sup>	14.9	0.6
Distribution return <sup>3</sup>	3.2	2.9
<b>Total Return<sup>4</sup></b>	<b>18.1</b>	<b>3.5</b>

<sup>1</sup> The Fund was registered on 16 July 2019 and commenced trading on 11 October 2019. Performance returns are calculated from 11 October 2019 to 30 June 2020.

<sup>2</sup> The Growth return is calculated daily as a percentage by dividing the NAV per unit (ex-distribution) by the previous day's NAV per unit (ex-distribution) minus 1; the daily Growth returns are then compounded to produce longer period returns.

<sup>3</sup> The Distribution return is calculated as a percentage by subtracting the Growth return from the Total return.

<sup>4</sup> The Total return is calculated daily as a percentage by dividing the NAV per unit (cum-distribution) by the previous day's NAV per unit (ex-distribution) minus 1; the daily Total returns are then compounded to produce longer period returns.

## 6. Strategy and Future Outlook

Since its inception the Fund has exercised its ability to actively hedge the Fund's foreign currency exposure arising from portfolio investments in foreign markets back to Australian dollars. The objective of this currency hedging strategy was to reduce the impact of foreign currency exposure when the Australian dollar traded outside its historical range. On 25 November 2020 it was announced on the ASX that the portfolio managers of the Fund have determined to change this currency hedging strategy. While retaining the flexibility to reduce the impact of foreign currency exposures associated with identified event risks, the Fund will otherwise adopt an unhedged approach to foreign currency exposures arising from portfolio investments in foreign markets.

Other than the above, the Fund's investment objective is unchanged. The results of the Fund's operations will be affected by a number of factors, including the performance of investment markets in which the Fund invests. Therefore, investment performance is not guaranteed and future returns may differ from past returns. As investment conditions change over time, past returns should not be used to predict future returns.

The Fund provides daily unit prices, monthly fund updates, quarterly portfolio disclosures and annual investor reports, which can be found in the 'Our Funds' section of the MFG website, [www.magellangroup.com.au](http://www.magellangroup.com.au) and also the ASX website. Fund updates and investor reports include detailed discussions in relation to some investee companies from time to time along with general outlook commentary.

## 7. Interest in the Fund

The movement in units on issue in the Fund is disclosed in Note 8 to the Financial Statements.

## 8. Likely Developments and Expected Results of Operations

The Fund will continue to invest in companies and businesses in accordance with the investment strategy as set out in the PDS.

The method of operating the Fund is not expected to change in the foreseeable future. However the results of the Fund's operations may be affected by a number of factors, including the performance of investment markets in which the Fund invests. Investment performance is not guaranteed and past returns should not be used to predict future returns.

## 9. Subsequent Events

In a release to the ASX on 23 August 2021, the Fund reported a NAV per unit as at 20 August 2021 of \$1.8233.

Subsequent to balance date and up until 20 August 2021 the Fund purchased on-market and cancelled 381,405 ordinary units, at a total cost of \$639,425.

On 1 July 2021, the Responsible Entity announced its intention to transition the Fund from a closed-ended listed investment trust to an open-ended Active ETF. Since that date, the Fund has lodged a request to be removed from the official list of the Australian Securities Exchange ("ASX") with effect from Monday 30 August 2021. On 25 August 2021, a Unitholder Meeting voted in favour of the resolutions relating to the transition.



# Responsible Entity's Report

for the year ended 30 June 2021

Subject to ASX approval, it is anticipated the Fund will commence trading on the ASX as a managed fund under Schedule 10A of the ASX Operating Rules (AQUA Rules) on Tuesday 31 August 2021 under the ASX (ticker code: MHHT). Following the transition, investors will be able to apply for and redeem units directly with the Responsible Entity and continue to be able to transact through the ASX, at what is generally expected to be a tight spread to the NAV per unit of the Fund. Any costs relating to the transition will be paid for by MFG. Further details are available in the ASX announcement dated 2 August 2021. The Fund intends to offer a DRP to unitholders to reinvest future distributions at the prevailing NAV per unit with no discount.

Other than the items disclosed throughout this Responsible Entity's Report, there have been no matters or circumstances arising after the end of the period that have significantly affected, or may significantly affect, the Fund's operations, the results of its operations, or the Fund's state of affairs in future financial periods. Asset prices move daily and intraday indicative NAV per unit and daily NAV per unit are available on the MFG website and also the ASX website.

## 10. Indemnification and Insurance of Directors and Officers

The Directors and Officers of the Responsible Entity in office are insured to the extent permitted by law for losses, liabilities, costs and charges in defending any legal proceedings arising out of their conduct while acting in their capacity of Directors and Officers of the Responsible Entity, other than for conduct involving a wilful breach of duty in relation to the Responsible Entity.

During the period, MAM paid an insurance premium to insure the Directors and Officers of the Responsible Entity. The terms of the contract prohibit the disclosure of the premiums paid.

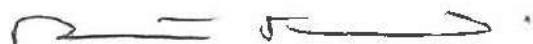
## 11. Rounding of Amounts

The Fund is of a kind referred to in the *ASIC Corporations (Rounding in Financial/Directors' Reports) Instrument 2016/191* and consequently amounts in the Responsible Entity's Report have been rounded to the nearest thousand dollars in accordance with that Legislative Instrument, or in certain cases, the nearest dollar.

## 12. Auditor's Independence Declaration

A copy of the Auditor's Independence Declaration as required under section 307C of the *Corporations Act 2001* is set out on page 8.

This report is made in accordance with a resolution of the Directors of the Responsible Entity.




**Robert Fraser**  
Chairman

Sydney, 26 August 2021

## **Auditor's Independence Declaration to the Directors of Magellan Asset Management Limited as Responsible Entity for Magellan High Conviction Trust**

As lead auditor for the audit of the financial report of Magellan High Conviction Trust for the financial year ended 30 June 2021, I declare to the best of my knowledge and belief, there have been:

1. no contraventions of the auditor independence requirements of the *Corporations Act 2001* in relation to the audit; and
2. no contraventions of any applicable code of professional conduct in relation to the audit.



**Ernst & Young**



**Clare Sporle**  
Partner

Sydney, 26 August 2021

# Statement of Profit or Loss and Comprehensive Income

for the year ended 30 June 2021

	Note	30 Jun 2021 \$'000	30 Jun 2020 \$'000 <sup>1</sup>
<b>Investment Income</b>			
Dividend and distribution income		4,873	4,562
Interest income		6	960
Other income		-	79
Net change in fair value of investments		189,465	52,436
Net gains/(losses) on foreign exchange settlements, derivative contracts and cash		(13,908)	(16,428)
<b>Total Net Investment Income</b>		<b>180,436</b>	41,609
<b>Expenses</b>			
Management fees	11	14,450	10,175
Performance fees	11	9,968	5,612
Withholding tax on dividends and distributions		698	730
Brokerage costs		43	117
Finance costs		-	43
<b>Total Expenses</b>		<b>25,159</b>	16,677
<b>Profit/(Loss)</b>		<b>155,277</b>	24,932
Other comprehensive income		-	-
<b>Total Comprehensive Income/(Loss)</b>		<b>155,277</b>	24,932
<b>Basic Earnings Per Unit (Cents)</b>	9	<b>25.93</b>	4.18
<b>Diluted Earnings Per Unit (Cents)</b>	9	<b>25.93</b>	4.18

<sup>1</sup> The Fund was registered on 16 July 2019 and commenced trading on 11 October 2019. The Fund's comparative reporting period is from 16 July 2019 to 30 June 2020.

The above Statement of Profit or Loss and Comprehensive Income should be read in conjunction with the accompanying Notes to the Financial Statements.

# Statement of Financial Position

as at 30 June 2021

	Note	30 Jun 2021 \$'000	30 Jun 2020 \$'000 <sup>1</sup>
<b>Assets</b>			
Cash and cash equivalents	3	35,930	210,020
Receivables	5	1,783	776
Investments	6	993,996	722,994
<b>Total Assets</b>		<b>1,031,709</b>	933,790
<b>Liabilities</b>			
Distributions payable	2	13,061	13,662
Payables	7	12,443	1,686
Derivative liabilities	6	-	2,439
<b>Total Liabilities</b>		<b>25,504</b>	17,787
<b>Total Unitholders' Equity</b>		<b>1,006,205</b>	916,003

<sup>1</sup> The Fund was registered on 16 July 2019 and commenced trading on 11 October 2019. The Fund's comparative reporting period is from 16 July 2019 to 30 June 2020.

The above Statement of Financial Position should be read in conjunction with the accompanying Notes to the Financial Statements.

# Statement of Changes in Equity

for the year ended 30 June 2021

	Note	30 Jun 2021 \$'000	30 Jun 2020 \$'000 <sup>1</sup>
<b>Total Unitholders' Equity at the beginning of the Period</b>		<b>916,003</b>	-
<b>Transactions with unitholders in their capacity as owners:</b>			
Units issued under Priority Offer		-	631,857
Units issued under Wholesale Offer		-	113,870
Units issued under General Public Offer		-	116,087
Units issued under Distribution Reinvestment Plan	2	<b>7,190</b>	3,448
Units bought back on-market and cancelled	8	<b>(46,035)</b>	(5,535)
		<b>(38,845)</b>	859,727
MFG contribution to offset dilutionary impact of Loyalty Units and Foundation Units issued	2	-	57,752
MFG contribution to offset dilutionary impact of DRP discount		<b>379</b>	181
Distributions paid and payable	2	<b>(26,609)</b>	(26,589)
<b>Total transactions with unitholders</b>		<b>(65,075)</b>	891,071
Profit/(loss)		<b>155,277</b>	24,932
Other comprehensive income		-	-
Total Comprehensive Income/(Loss)		<b>155,277</b>	24,932
<b>Total Unitholders' Equity at the end of the Period</b>		<b>1,006,205</b>	916,003

<sup>1</sup> The Fund was registered on 16 July 2019 and commenced trading on 11 October 2019. The Fund's comparative reporting period is from 16 July 2019 to 30 June 2020.

The above Statement of Changes in Equity should be read in conjunction with the accompanying Notes to the Financial Statements.

# Statement of Cash Flows

for the year ended 30 June 2021

	Note	30 Jun 2021 \$'000	30 Jun 2020 \$'000 <sup>1</sup>
<b>Cash Flows from Operating Activities</b>			
Dividends and distributions received (net of withholding tax)		4,164	3,708
Interest received		8	959
Other income received		2	68
Management and performance fees paid		(14,421)	(14,982)
Brokerage costs paid		(46)	(117)
Finance costs paid		-	(43)
<b>Net Cash Inflow/(Outflow) from Operating Activities</b>	4	<b>(10,293)</b>	(10,407)
<b>Cash Flows from Investing Activities</b>			
Purchase of investments		(323,375)	(1,147,265)
Proceeds from sale of investments		229,330	510,564
Net foreign exchange gain/(loss)		(33,707)	5,046
Net cash flows from settlement of forward foreign currency contracts		8,700	(32,807)
<b>Net Cash Inflow/(Outflow) from Investing Activities</b>		<b>(119,052)</b>	(664,462)
<b>Cash Flows from Financing Activities</b>			
Receipts from issue of units		-	861,814
MFG contribution to offset dilutionary impact of Loyalty Units and Foundation Units issued	11	-	57,752
MFG contribution to offset dilutionary impact of DRP discount	11	379	181
Payments for buyback of units		(46,277)	(5,293)
Distributions paid		(20,020)	(9,479)
<b>Net Cash Inflow/(Outflow) from Financing Activities</b>		<b>(65,918)</b>	904,975
<b>Net Increase/(Decrease) in Cash and Cash Equivalents</b>		<b>(195,263)</b>	230,106
Cash and cash equivalents at the beginning of the period		210,020	-
Effect of exchange rate fluctuations on cash and cash equivalents		21,173	(20,086)
<b>Cash and Cash Equivalents at the end of the Period</b>	3	<b>35,930</b>	210,020

<sup>1</sup> The Fund was registered on 16 July 2019 and commenced trading on 11 October 2019. The Fund's comparative reporting period is from 16 July 2019 to 30 June 2020.

The above Statement of Cash Flows should be read in conjunction with the accompanying Notes to the Financial Statements.

# Notes to the Financial Statements

for the year ended 30 June 2021

## Overview

The Fund is a registered managed scheme structured as a closed-ended unit trust that is domiciled in Australia and quoted on ASX (ticker code: MHH). The Fund was registered on 16 July 2019 and in accordance with the Fund's Constitution, commenced on the date that the first unit was issued, which was 11 October 2019. The Fund terminates on the earlier of the time provided by the Fund's Constitution or by law.

MAM (ABN 31 120 593 946) is the Responsible Entity of the Fund.

This financial report was authorised for issue by the Directors of the Responsible Entity on 26 August 2021. The Directors have the power to amend and reissue this financial report.

The Fund is considered a for-profit unit trust for the purpose of this financial report.

## 1. Basis of Preparation

This general purpose financial report is presented in Australian Dollars and has been prepared in accordance with the Corporations Act 2001, Australian Accounting Standards ("AASB") and Interpretations issued by the Australian Accounting Standards Board, other mandatory professional reporting requirements and the Fund's Constitution. The financial report also complies with International Financial Reporting Standards ("IFRS") as issued by the International Accounting Standards Board.

The Statement of Financial Position is presented on a liquidity basis. Assets and liabilities are presented in decreasing order of liquidity and are not distinguished between current and non-current. All balances are expected to be recovered or settled within 12 months, except for financial assets and liabilities at fair value through profit or loss. These fair value assets and liabilities comprise mainly investments that are managed based on the economic circumstances at any given point in time, as well as to meet any liquidity requirements. Consequently, the investments that may be realised within 12 months cannot be determined at balance date.

All amounts in the financial statements are rounded to the nearest thousand dollars (\$'000) or in certain cases, the nearest dollar, unless otherwise stated in accordance with the *ASIC Corporations (Rounding in Financial/Directors' Reports) Instrument 2016/191*.

### 1.1. Accounting Policies

The accounting policies adopted in the preparation of this financial report are contained within the notes to which they relate. The policies adopted in the preparation of this financial report are consistent with those of the previous financial period except for the adoption of the revised Conceptual Framework ("Conceptual Framework") on 1 July 2020. The Conceptual Framework included amendments to the definition and recognition criteria for assets, liabilities, income and expenses, guidance on measurement and derecognition, and other relevant financial reporting concepts and resulted in no impact on the Fund.

The Fund has not early adopted any accounting standard, interpretation or amendment that has been issued but is not yet effective at balance date.

### 1.2. Foreign Currency Translation

The functional and presentation currency of the Fund is the Australian Dollar, as determined in accordance with *AASB 121: The Effects of Changes in Foreign Exchange Rates*. Transactions denominated in foreign currencies are translated into Australian Dollars at the foreign currency exchange rate at the date of the transaction. Monetary assets and liabilities denominated in foreign currencies are translated to Australian Dollars at the foreign currency closing exchange rate at balance date.

Foreign currency exchange differences arising on translation, and realised gains and losses on disposals or settlements of monetary assets and liabilities are recognised in profit or loss. Non-monetary assets and liabilities denominated in foreign currencies that are measured at fair value are translated to Australian Dollars at the foreign currency closing exchange rates at the dates that the values were determined. Foreign currency exchange differences relating to monetary items, including cash and cash equivalents, are presented separately in profit or loss.

### 1.3. Investment Income

#### *Dividend and Distribution Income*

Dividend and distribution income is recognised on the applicable ex-dividend/distribution date gross of withholding tax, which is recorded as an expense in profit or loss. Dividends and distributions received are presented net of withholding tax in the Statement of Cash Flows.

# Notes to the Financial Statements

for the year ended 30 June 2021

## *Net Change in Fair Value of Investments*

Realised and unrealised gains and losses on investments measured at fair value through profit or loss are recognised in the Statement of Profit or Loss and Comprehensive Income. The net change in fair value does not include dividend and distribution income.

## *Interest Income*

Interest income is recognised on an accrual basis using the effective interest rate method.

## *1.4. Expenses*

All expenses are recognised in profit or loss on an accruals basis.

## *1.5. Income Tax*

On 5 May 2016, the Attribution Managed Investment Trust ("AMIT") regime was established under the *Tax Laws Amendment (New Tax System for Managed Investment Trusts)* Act 2016. The AMIT regime allows Managed Investment Trusts that meet certain requirements to make an irrevocable choice to be an AMIT. As detailed in the Product Disclosure Statement ("PDS") dated 13 August 2019, the Fund has elected into the AMIT regime effective from the date of registration.

Under current income tax legislation, the Fund is not subject to income tax provided the Fund attributes the entirety of its taxable income to unitholders.

The Fund currently incurs withholding tax imposed by certain countries on investment income. Such income is recorded gross of withholding tax in profit or loss. The benefits of foreign withholding tax paid, and of imputation credits attaching to Australian franked dividends, are passed onto unitholders.

## *1.6. Goods and Services Tax*

The Goods and Services Tax ("GST") incurred on the costs of various services provided to the Fund by third parties, such as custodial services and management fees, have been passed onto the Fund. The Fund qualifies for Reduced Input Tax Credits ("RITC") at a rate of 55%-75% and is also eligible to recover GST on offshore transactions. Management and performance fees and other expenses have been recognised in profit or loss net of the amount of GST recoverable from the Australian Taxation Office. Receivables and payables are stated inclusive of GST. The net amount of GST recoverable from, or payable to, the taxation authority is included in the Statement of Financial Position as a receivable or payable. Cash flows are included in the Statement of Cash Flows on a gross basis.

## *1.7. Critical Accounting Estimates and Judgements*

The preparation of the Fund's financial statements required the Directors to make judgements, estimates and assumptions that affect the amounts reported in the financial statements. The Directors base their judgements and estimates on historical experience and various other factors they believe to be reasonable under the circumstances, but which are inherently uncertain and unpredictable. As a result, actual results could differ from those estimates.

Where listed equities have no active market the Directors determine fair value with reference to external observable information and conditions existing at balance date. Fair values may however move materially with movements in market prices (refer Note 12). As most investments are valued with reference to the listed quoted prices and the Fund's cash is held with strongly rated financial institutions, the Fund's financial assets are not subject to significant judgement or complexity nor are the Fund's liabilities.



# Notes to the Financial Statements

for the year ended 30 June 2021

## 2. Distributions to Unitholders

Distributions are determined by the Responsible Entity of the Fund and are payable as set out in the Fund's PDS. Distributable income includes capital gains arising from the disposal of financial assets and liabilities. Unrealised gains and losses on financial assets and liabilities that are recognised as income are transferred to unitholders' equity and are not assessable or distributable until realised. Net realised capital losses and tax losses are not distributed to unitholders but are retained to be offset against any realised capital gains and future assessable income respectively.

On 24 September 2020 MAM announced a distribution policy update, to target a cash distribution yield of 3% per annum, paid semi-annually for the periods ended June and December. The Target Cash Distribution ("TCD") for each period will be determined by using the average of the month-end NAV per unit over a two year rolling period ending on the last business day of the prior distribution period.

Distributions to unitholders are recognised directly in equity and presented in the Statement of Changes in Equity. A distribution payable is recognised in the Statement of Financial Position where the distribution has been declared but remains unpaid at balance date.

Distributions for the periods ended 30 June are as follows:

	\$'000	CPU	Date Paid
<b>Period ended 30 June 2021</b>			
Interim distribution paid	13,548	2.250	15 Jan 2021
Final distribution payable	13,061	2.250	21 Jul 2021

	\$'000	CPU	Date Paid
<b>Period ended 30 June 2020</b>			
Interim distribution paid	12,927	2.250	16 Jan 2020
Final distribution payable	13,662	2.250	28 Jul 2020

On 7 July 2021 MAM announced the TCD for the six month period ended 31 December 2021 will be 2.38 CPU.

### Distribution Reinvestment Plan

The Fund's Distribution Reinvestment Plan ("DRP") was available to eligible unitholders during the period.

Under the terms of the DRP, eligible unitholders are able to elect to reinvest all or part of their cash distributions in additional units in the Fund, free of any brokerage or other transaction costs. Units are issued and/or transferred to DRP participants at a price that is determined by MAM in accordance with the DRP Rules.

Investors who participate in the DRP receive units at an issue price that includes a specified discount to the NAV per unit. To ensure that unitholders who do not participate in the DRP suffer no dilution as a result of any discount, MFG pays the Fund consideration equal to the cost of this discount in accordance with the terms of the MFG Commitment Deed. The DRP issue price discount of 5%, in respect of the final distribution for the period ended 30 June 2021, payable by MFG, is recognised as a receivable in the Statement of Financial Position.

Following the transition (refer Note 16) the Fund intends to offer a DRP to unitholders to reinvest future distributions at the prevailing NAV per unit with no discount.

# Notes to the Financial Statements

for the year ended 30 June 2021

Details of the DRP for the interim and final distributions are as follows:

	31 Dec 2020 Interim Distribution	30 Jun 2021 Final Distribution	31 Dec 2019 Interim Distribution	30 Jun 2020 Final Distribution
DRP issue price (\$)	1.4520	1.6467	1.5470	1.4854
DRP unitholder participation rate (%)	25.65	25.06	27.06	27.19
Number of units issued under DRP	2,393,250	1,987,611	2,229,014	2,500,963
Value of ordinary issued under DRP (\$'000)	3,475	3,273	3,448	3,715
DRP 5% issue price discount (\$'000)	183	172	181	196
DRP issue date	15 Jan 2021	21 Jul 2021	16 Jan 2020	28 Jul 2020

## 3. Cash and Cash Equivalents

	30 Jun 2021 \$'000	30 Jun 2020 \$'000
Cash at bank - denominated in Australian Dollars	2,154	2,694
Cash at bank - denominated in foreign currency:		
United States Dollars	33,751	207,299
Euro	16	18
Hong Kong Dollars	9	9
<b>Total Cash and Cash Equivalents</b>	<b>35,930</b>	<b>210,020</b>

Cash comprises cash at bank. Cash equivalents are short-term highly liquid investments that are readily convertible to known amounts of cash and are subject to an insignificant risk of changes in value.

## 4. Statement of Cash Flows Reconciliation

	30 Jun 2021 \$'000	30 Jun 2020 \$'000
<b>Reconciliation of Cash Flows from Operating Activities</b>		
Profit/(Loss)	155,277	24,932
Net change in fair value of investments	(189,465)	(52,436)
Net (gain)/loss on foreign exchange settlements, derivative contracts and cash	13,904	16,428
Net (increase)/decrease in receivables	(1,031)	(580)
Net increase/(decrease) in payables	11,022	1,249
<b>Net Cash Inflow/(Outflow) from Operating Activities</b>	<b>(10,293)</b>	<b>(10,407)</b>
<b>Non-Cash Investing and Financing Activities</b>		
Distributions reinvested into units in the Fund	7,190	3,448

# Notes to the Financial Statements

for the year ended 30 June 2021

## 5. Receivables

	Note	30 Jun 2021 \$'000	30 Jun 2020 \$'000
Recoverable GST and foreign withholding tax		1,611	579
Interest receivable		-	1
Other receivable	2	172	196
<b>Total Receivables</b>		<b>1,783</b>	<b>776</b>

Receivables comprise amounts due from brokers for sales of assets unsettled at balance date, dividends and trust distributions declared but not yet received, and reclaimable taxes. They are recognised and carried at amortised cost using the effective interest rate method and adjusted for changes in foreign exchange rates where applicable. A provision is deducted from receivables for uncollectible amounts based on expected credit losses, if applicable. Expected credit losses are calculated as the difference between the contractual cash flows due in accordance with the contract and all the cash flows that the Fund expects to receive, discounted at an approximation of the original effective interest rate. The Fund applies the simplified approach for receivables whereby the loss allowance is based on lifetime expected credit losses at each balance date.

At balance date, the Fund's receivables, excluding recoverable GST and foreign withholding tax, were due within 0 to 30 days (June 2020: 0 to 30 days). Recoverable GST is due within 30 to 90 days (June 2020: 30 to 90 days). Foreign withholding tax is due within 2 to 4 years (June 2020: 2 to 4 years) depending on the jurisdiction. No amounts are impaired or past due at 30 June 2021 or 30 June 2020.

## 6. Investments and Derivatives

The Fund classifies its equity securities, derivative assets and derivative liabilities as financial assets and liabilities at fair value through profit or loss.

The Fund discloses the fair value measurements of financial assets and financial liabilities using a three-level fair value hierarchy to reflect the source of valuation inputs used when determining the fair value as follows:

- Level 1: quoted (unadjusted) prices in active markets for identical assets or liabilities. The fair value of these securities is based on the closing price for the security as quoted on the relevant exchange.
- Level 2: valuation techniques using observable inputs either directly (as prices) or indirectly (derived from prices). The fair value of derivatives is based on a discounted cash flow analysis using quoted market inputs (spot and forward rates, volatility) adjusted for specific features of the instruments and applied debit and credit valuation adjustments based on the Fund's, or the derivative counterparties' current credit worthiness.
- Level 3: valuation techniques using non-market observable inputs.

The equity securities, including stock exchange domicile, held by the Fund are:

	Domicile	30 Jun 2021 Holding	30 Jun 2020 Holding	30 Jun 2021 \$'000	30 Jun 2020 \$'000
<b>Investments (Level 1)</b>					
Microsoft	United States	455,267	435,076	164,279	128,601
Alphabet	United States	44,018	39,114	146,951	80,308
Facebook	United States	276,062	221,307	127,858	72,988
Netflix	United States	164,549	-	115,773	-
Alibaba	United States	274,385	407,390	82,884	127,630
Tencent	Hong Kong	823,083	950,229	82,446	88,787
SAP	Germany	403,099	272,324	75,671	55,228
Intercontinental Exchange	United States	461,831	-	73,019	-
Starbucks	United States	438,087	642,905	65,245	68,717
Visa	United States	192,232	189,817	59,870	53,256
Estee Lauder	United States	-	173,248	-	47,479
<b>Total Investments</b>				<b>993,996</b>	<b>722,994</b>
<b>Derivative Liabilities (Level 2)</b>					
Forward foreign currency contracts				-	2,439
<b>Total Derivative Liabilities</b>				<b>-</b>	<b>2,439</b>

# Notes to the Financial Statements

for the year ended 30 June 2021

During the period 180 transactions were made.

The Fund does not hold any level 3 assets or liabilities. There have been no transfers between any of the three levels in the hierarchy during the period and the Fund's policy is to recognise transfers into and out of fair value hierarchy levels as at balance date.

Financial assets and liabilities held at fair value through profit or loss are measured initially at fair value, which in the case of the Fund is the transaction price. Brokerage costs are expensed immediately in the profit or loss. Subsequent to initial recognition, all financial assets and liabilities classified at fair value through profit or loss are measured at fair value. Changes in fair value are recognised in profit or loss. The net change in fair value does not include dividend or distribution income.

Purchases and sales are recognised on trade date, being the date the Fund commits to purchase or sell the asset. Financial assets are derecognised when the contractual rights to the cash flows from the assets expire or are transferred. A transfer occurs when substantially all the risks and rewards of ownership are passed to a third party. Financial liabilities are derecognised when the obligation specified in the contract is discharged, cancelled or expired.

The fair value of equity securities traded in active markets is based on their quoted market prices at balance date without any deduction for estimated future selling costs. The quoted market price used for securities held by the Fund is the closing price for the security as quoted on the relevant stock exchange. If a quoted market price is not available on a recognised stock exchange or from a broker/dealer for non-exchange-traded financial instruments, the fair value of the instrument is estimated using valuation techniques including recent arm's length market transactions, reference to the current fair value of other instruments that are substantially the same, discounted cash flow techniques, option pricing models or any other valuation techniques commonly used by market participants.

## 7. Payables

	Note	30 Jun 2021 \$'000	30 Jun 2020 \$'000
Management fees payable	11	1,348	1,249
Performance fees payable	11	10,923	-
Other payables		172	437
<b>Total Payables</b>		<b>12,443</b>	<b>1,686</b>

Payables comprise trade creditors and accrued expenses owing by the Fund at balance date. Amounts due to brokers relating to the purchase of investments are usually settled between two and five days after trade date. Payables and accruals are recognised at amortised cost, using the effective interest rate method, at the point where the Fund becomes obliged to make payments in respect of the purchase of these goods and services.

At balance date, all payables mature in 0 to 90 days (30 June 2020 0 to 90 days).

## 8. Unitholders' Equity

	Note	30 Jun 2021 No. of Units '000	30 Jun 2020 No. of Units '000
<b>Units on Issue</b>			
Opening balance		607,183	-
Units issued - Priority Offer	8.1	-	421,237
Units issued - Wholesale Offer	8.2	-	75,913
Units issued - General Public Offer	8.3	-	77,392
Units issued - Loyalty units issued to eligible unitholders under Priority Offer	8.4	-	31,045
Units issued - IPO Foundation units issued to eligible unitholders under Wholesale and General Public Offers	8.4	-	3,403
Units issued under DRP	2	4,894	2,229
Units bought back on-market and cancelled	8.5	(31,585)	(4,036)
<b>Units on Issue at end of the Period</b>		<b>580,492</b>	<b>607,183</b>

# Notes to the Financial Statements

for the year ended 30 June 2021

As the Fund has elected into the AMIT regime, units in the Fund are classified as equity under AASB 132: *Financial Instruments: Presentation*. As a result, equity transactions including distributions have been included in the Statement of Changes In Equity.

## Ordinary Units

Ordinary units are listed on the ASX. Each ordinary unit confers upon the unitholder an equal interest in the Fund and is of equal value to other units in the Fund. A unit does not confer upon the holder any interest in any particular asset or investment of the Fund. The rights of unitholders are contained in the Fund's Constitution and include:

- the right to receive a distribution determined in accordance with the provisions of the Fund's Constitution;
- the right to attend and vote at meetings of unitholders;
- the right to participate in the termination and winding up of the Fund;
- redemption of units is not permitted while the Fund is listed on the ASX; and

There are no separate classes of units and each unit in the Fund has the same rights attaching to it as all other units of the Fund.

## 8.1. Priority Offer

The Priority Offer was open to eligible unitholders in Magellan Global Trust, the Magellan High Conviction Fund and shareholders in MFG ("Eligible Vehicles"). Priority Applicants were invited to subscribe under the Priority Offer for up to 33,334 Units, equivalent to \$50,001. Priority Applicants with more than one holding across the Eligible Vehicles were able to participate in the Priority Offer for up to 33,334 Units in respect of each holding.

## 8.2. Wholesale Offer

The Wholesale Offer was open to Wholesale Clients of MFG and Australian Financial Services Licence holders (applying on behalf of their clients) who received an invitation from MFG to participate in the Wholesale Offer

## 8.3. General Public Offer

The General Public Offer was open to eligible members of the public.

## 8.4. Loyalty and IPO Foundation Units

Unitholders who subscribed under the Priority Offer were eligible to receive additional units, being Loyalty Units, equivalent to 7.5% of the number of units allotted to them under the Priority Offer. Unitholders who subscribed under the Wholesale and General Public Offers were eligible to receive additional units, being IPO Foundation Units, equivalent to 2.5% of the number of units allotted to them under the Wholesale and/or General Public Offer. Priority, Wholesale, and General Public Offer applicants needed to be a unitholder in the Fund on 31 December 2019, the Loyalty and IPO Foundation Units Determination Date, in order to receive Loyalty and/or IPO Foundation Units. A total of 31,044,775 Loyalty Units and 3,403,156 IPO Foundation Units vested to eligible unitholders on 31 December 2019 and were allotted, as ordinary units, on 15 January 2020.

## 8.5. Unit On-Market Buy-back

On 10 October 2019, the Responsible Entity of the Fund announced its intention to undertake an on-market buy-back. On 20 August 2020 an announcement was made to extend the on-market buy-back to 23 October 2021.

During the period ended 30 June 2021 the Fund purchased on-market and cancelled 31,585,028 ordinary units, at a total cost of \$46,035,207. Subsequent to balance date and up until 20 August 2021 the Fund purchased on-market and cancelled 381,405 ordinary units, at a total cost of \$639,425.

# Notes to the Financial Statements

for the year ended 30 June 2021

## 9. Earnings per Unit

Basic Earnings Per Unit ("EPU") is calculated as profit/(loss) for the period divided by the weighted average number of units on issue. Diluted earnings per unit is calculated by adjusting the basic earnings per unit to take into account the effect of any changes in income or expense associated with dilutive potential units and the weighted average number of additional ordinary units that would have been outstanding assuming the conversion of all dilutive potential ordinary units.

	30 Jun 2021	30 Jun 2020 <sup>1</sup>
<b>Basic EPU</b>		
Profit/(loss) attributable to unitholders (\$'000)	<b>155,277</b>	24,932
Weighted average number of units for basic EPU ('000)	<b>598,826</b>	596,619
<b>Basic EPU (Cents)</b>	<b>25.93</b>	4.18
<b>Diluted EPU</b>		
Profit/(loss) attributable to unitholders (\$'000)	<b>155,277</b>	24,932
Weighted average number of units for diluted EPU ('000)	<b>598,826</b>	596,619
<b>Diluted EPU (Cents)</b>	<b>25.93</b>	4.18
<b>Earnings Reconciliation</b>		
Profit/(loss) used in the calculation of basic and diluted EPU (\$'000)	<b>155,277</b>	24,932

<sup>1</sup> The Fund's comparative reporting period is from 16 July 2019 to 30 June 2020. The weighted average number of units is calculated from 8 October 2019, when the Fund's first unit was allotted, to 30 June 2020.

As the Fund has no potential dilutive units basic and diluted EPU are equal. Since the end of the period, the Fund has issued ordinary units under the DRP (refer Note 2).

## 10. Net Asset Value per Unit

The NAV per unit represents the net assets of the Fund presented in the Statement of Financial Position at balance date divided by the number of units on issue at balance date (refer Note 8).

	30 Jun 2021	30 Jun 2020
	\$	\$
NAV per unit	<b>1.7334</b>	1.5086

The NAV per unit at balance date may differ from the NAV per unit reported to the ASX due to distributions payable and fee accruals.

In a release to the ASX on 23 August 2021, the Fund reported a NAV per unit as at 20 August 2021 of \$1.8233.

# Notes to the Financial Statements

for the year ended 30 June 2021

## 11. Related Parties

### Responsible Entity

The Responsible Entity of the Fund is MAM. MAM is a wholly-owned subsidiary of MFG, the immediate and ultimate parent entity of the Responsible Entity and both are considered to be related parties of the Fund.

### Key Management Personnel

Key management personnel ("KMP") are those persons or corporate entities who have authority and responsibility for planning, directing and controlling the activities of the Fund. The Responsible Entity is responsible for managing the activities of the Fund and is considered to be a KMP. The Fund does not employ personnel in its own right.

The Directors of MAM are considered to be KMP. The Directors of MAM during the period and up to the date of this report are: Dr Brett Cairns, Mr John Eales, Mr Robert Fraser, Ms Colette Garnsey, Mr Paul Lewis, Mr Hamish McLennan, Ms Kirsten Morton and Ms Karen Phin. The Fund did not pay any compensation to the Directors of the Responsible Entity.

### Responsible Entity Fees

Compensation is paid to the Responsible Entity in the form of fees as follows:

#### Management Fees

The Responsible Entity is entitled to receive management fees from the Fund for managing the assets and overseeing the operations of the Fund. The management fee is 1.50% per annum of the value of the Fund, calculated daily. The Responsible Entity pays operating expenses of the Fund, such as audit and tax compliance fees, distribution costs, investor reporting, custody and fund administration costs.

#### Performance Fees

The Responsible Entity may be entitled to a performance fee of 10%, exclusive of GST, of the Excess Return of the Fund above the Absolute Return Performance Hurdle (10% per annum) over each six-month period ending 30 June and 31 December in each year ("Calculation Period"). Performance fees are accrued daily in the NAV per unit. Performance fees are paid subject to the performance hurdles and the high watermark being met for the relevant Calculation Period. The high watermark is the NAV per Unit at the end of the most recent Calculation Period for which MAM was entitled to a performance fee, less any intervening income or capital distribution. Further details of the performance fees can be found in the Fund's PDS which is available in the 'Our Funds' section of the MFG website.

Performance fees crystallise at the end of a measurement period. Where units are bought back by the Fund, a portion of the performance fee will crystallise if a performance fee is accrued at that date.

#### Total Management and Performance Fees

The fees paid/payable by the Fund are net of any applicable reduced input tax credits (refer Note 1.6)). The management and performance fees paid/payable by the Fund are as follows:

	30 Jun 2021 \$	30 Jun 2020 \$
Management fees	14,449,612	10,174,559
Performance fees	9,967,654	5,612,264
<b>Total Fees Expensed in the Statement of Profit or Loss and Comprehensive Income</b>	<b>24,417,266</b>	15,786,823
<b>Total Fees Payable in the Statement of Financial Position</b>	<b>12,271,412</b>	1,248,632

# Notes to the Financial Statements

for the year ended 30 June 2021

## Transactions with Related Parties

Number of units held by each KMP, including their personally-related parties, in the Fund at 30 June 2021 is as follows:

		Priority Offer Allotted Number <sup>1</sup>	Loyalty/IPO Foundation Allotted Number <sup>2</sup>	Units acquired/ (disposed) Number <sup>3</sup>	Units held at end of period Number	%	Distributions paid/payable \$ <sup>4</sup>
MFG	<b>30 Jun 2021</b>	-	-	<b>17,950,036</b>	<b>21,357,180</b>	<b>3.68</b>	<b>762,858</b>
	30 Jun 2020	66,668	5,000	3,335,476	3,407,144	0.56	78,161
<b>Directors</b>							
Brett Cairns	<b>30 Jun 2021</b>	-	-	<b>5,607</b>	<b>187,201</b>	<sup>5</sup>	<b>8,298</b>
	30 Jun 2020	166,670	12,500	2,424	181,594	<sup>5</sup>	7,836
John Eales	<b>30 Jun 2021</b>	-	-	<b>6,738</b>	<b>224,934</b>	<sup>5</sup>	<b>9,970</b>
	30 Jun 2020	200,268	15,016	2,912	218,196	<sup>5</sup>	9,415
Robert Fraser	<b>30 Jun 2021</b>	-	-	<b>7,797</b>	<b>260,363</b>	<sup>5</sup>	<b>11,541</b>
	30 Jun 2020	233,338	15,833	3,395	252,566	<sup>5</sup>	10,933
Paul Lewis	<b>30 Jun 2021</b>	-	-	<b>10,523</b>	<b>1,496,053</b>	<b>0.26</b>	<b>67,086</b>
	30 Jun 2020	1,433,335	42,499	9,696	1,485,530	0.24	65,674
Hamish McLennan	<b>30 Jun 2021</b>	-	-	<b>1,121</b>	<b>37,440</b>	<sup>5</sup>	<b>1,660</b>
	30 Jun 2020	33,334	2,500	485	36,319	<sup>5</sup>	1,567
Kirsten Morton	<b>30 Jun 2021</b>	-	-	<b>673</b>	<b>22,464</b>	<sup>5</sup>	<b>996</b>
	30 Jun 2020	20,000	1,500	291	21,791	<sup>5</sup>	940
Karen Phin	<b>30 Jun 2021</b>	-	-	<b>2,243</b>	<b>122,714</b>	<sup>5</sup>	<b>5,472</b>
	30 Jun 2020	113,335	6,166	970	120,471	<sup>5</sup>	5,261

<sup>1</sup> Priority Applicants were invited to subscribe under the Priority Offer for up to 33,334 Units. Priority Applicants with more than one holding across the Eligible Vehicles were able to participate in the Priority Offer for up to 33,334 units in respect of each holding. Units were allotted on 9 October 2019 (refer Note 8.1).

<sup>2</sup> Unitholders who subscribed under the Priority Offer and/or Wholesale and General Public Offers were eligible to receive a number of Loyalty/IPO Foundation units. Units were allotted on 15 January 2020 (refer Note 8.4).

<sup>3</sup> Includes DRP units allotted.

<sup>4</sup> Represents the interim distribution paid and final distribution payable for the period, comprising cash paid and DRP units issued.

<sup>5</sup> Holding less than 0.1%.

Transactions between the Fund and related parties are subject to the same terms and conditions as those entered into by other unitholders. Unless specified above, no other KMP held units in the Fund.

## Other Transactions with Related Parties

MFG bore the economic cost associated with the issue of Loyalty Units and IPO Foundation Units, being the dilutive effect on the NAV per unit, by paying the Fund an amount equal to the NAV per unit for each Loyalty Unit and IPO Foundation Unit on their issue date.

	Note	30 Jun 2021 \$'000	30 Jun 2020 \$'000
Cash contribution from MFG to offset the dilutionary impact of:			
Issue of Loyalty and IPO Foundation Units	8.4	-	57,752
DRP for the interim and final distributions	2	<b>355</b>	377



# Notes to the Financial Statements

for the year ended 30 June 2021

## 12. Capital and Financial Risk Management

### Financial Risk Management

The Fund's investment portfolio primarily comprises listed equity investments. The investment objectives of the Fund are to achieve attractive risk-adjusted returns over the medium to long-term, whilst reducing the risk of permanent capital loss, in accordance with its investment strategy (as detailed in the current PDS). The Fund's investing activities expose it to various types of risks including concentration risk, market risk, liquidity risk and credit risk.

Financial risk management is carried out under policies approved by the Responsible Entity. The risk management programme focuses on ensuring compliance with the Fund's PDS and seeks to maximise the returns derived for the level of risk to which the Fund is exposed.

The following disclosures in relation to the various risks of the Fund's portfolio have been based on the Fund's direct holdings.

### Concentration Risk

Concentration indicates the relative sensitivity of the Fund's performance to developments affecting a particular industry or geographical location. The Fund holds a concentrated portfolio of investments, and the returns of the Fund may be dependent upon the performance of individual companies. The concentrated exposure may lead to increased volatility in the Fund's unit price, and also increases the risk of poor performance.

The Fund's concentration risk is managed in accordance with the portfolio risk controls for the Fund, which are approved by MAM's Investment Committee.

### Market Risk

Market risk is the risk that the fair value or future cash flows of financial instruments will fluctuate due to changes in market variables such as equity prices, foreign exchange rates, and interest rates.

### Equity Price Risk

Equity price risk is the risk that the fair value of equities decreases as a result of changes in market prices, whether those changes are caused by factors specific to the individual stock or factors affecting all instruments in the market. The size and diversification of the portfolio is sufficient to ensure the Fund's returns are not overly correlated to a single company, industry specific or macroeconomic risk but the returns of the portfolio are not expected to be perfectly correlated to any market or sector index. If equity markets as a whole rise or fall by 5%, the return of the Fund may increase or decrease by different amounts.

For illustrative purposes an increase of 5% in the market prices of each of the Fund's investments held at balance date, assuming all other variables remain constant, would have had the following impact on the Fund's profit/(loss) and unitholders' equity.

	30 Jun 2021 \$'000	30 Jun 2020 \$'000
Impact on unitholders' equity and profit/(loss)	49,700	36,150

A decrease of 5% in the market price of each of the Fund's investments would have had an equal but opposite effect on the Fund's profit/(loss) and unitholders' equity.

### Currency Risk

Currency risk is the risk that the fair value of financial assets and liabilities will fluctuate due to changes in foreign exchange rates. Assets and liabilities that the Fund may typically own and that can be affected by foreign exchange rate fluctuations include equities listed on foreign exchanges, cash, forward foreign currency contracts, outstanding broker settlements, and outstanding receipts of income from foreign companies.

# Notes to the Financial Statements

for the year ended 30 June 2021

The Fund's total net exposure to fluctuations in foreign currency exchange rates, in Australian Dollars at balance date is:

	30 Jun 2021 \$'000	30 Jun 2020 \$'000
Assets and liabilities denominated in:		
United States Dollars	869,629	612,228
Hong Kong Dollars	82,455	88,796
Euro	75,817	55,371

For illustrative purposes the changes in profit or loss and unitholders' equity that would arise from a 5% increase or decrease in the Australian Dollar relative to each currency to which the Fund is exposed (based on assets and liabilities) are as follows:

	5% increase A\$'000	30 Jun 2021 5% decrease A\$'000	5% increase A\$'000	30 Jun 2020 5% decrease A\$'000
Assets and liabilities denominated in:				
United States Dollars	(41,411)	45,770	(29,154)	32,223
Hong Kong Dollars	(3,926)	4,340	(4,228)	4,673
Euro	(3,610)	3,990	(2,637)	2,914

## Interest Rate Risk

Interest rate risk is the risk that the fair value of a financial instrument will fluctuate due to changes in market interest rates.

The primary exposure to interest rates arises on cash balances held by the Fund, which are all held in floating interest rate accounts. Based on the Australian and US Dollar cash balances held by the Fund, an increase of 10 basis points in floating interest rates, assuming all other variables remain constant, would have the following impact on the Fund's profit/(loss) and unitholders' equity, at balance date:

	30 Jun 2021 \$'000	30 Jun 2020 \$'000
US Dollar cash balances	34	207
Australian Dollar cash balances	2	3

A decrease of 10 basis points in floating interest rates would have an equal but opposite effect on interest income earned.

The level of cash held by the Fund may vary from time to time, depending on the level of recent capital flows into and out of the Fund, and on the Responsible Entity's judgement. The cash balances held by the Fund as at balance date may therefore not be typical of the amounts of cash generally held by the Fund. The Fund does not hold other significant cash balances exposed to interest rates in other currencies. In addition the Fund did not have any borrowings, or other financial liabilities or assets with direct exposure to changes in interest rates.

## Liquidity Risk

Liquidity risk is the risk that the Fund will encounter difficulty in meeting obligations associated with financial liabilities on the due date or will be forced to sell financial assets at a value which is less than they are worth.

This risk is managed by the Fund maintaining sufficient cash reserves to meet its normal operating requirements and holding investments that are traded in active markets and can be readily disposed. The majority of the Fund's listed securities are considered readily realisable as they are listed on stock exchanges around the world. Redemption of units is not permitted while the Fund is listed on the ASX.

At balance date, the Fund had an obligation to settle payables (including distribution payable) of \$25,504,000 (June 2020: \$15,348,000) and derivative liabilities of nil (June 2020: \$2,439,000) within 30 days. The Fund had cash and receivables totalling \$37,713,000 (June 2020: \$210,796,000) to cover these liabilities.

# Notes to the Financial Statements

for the year ended 30 June 2021

From 10 December 2019 to 30 June 2021, the fund had access to a \$100 million multi-currency uncommitted line of credit, which was available for both funding the unit buy-back (refer Note 8.5) and investment purposes. The facility remained undrawn and was terminated on 30 June 2021.

## Credit Risk

Credit risk refers to the risk that a counterparty will fail to meet its contractual obligations resulting in financial loss to the Fund. Market prices generally take counterparty credit into account and therefore the risk of loss is implicitly provided for in the carrying value of financial assets and liabilities held at fair value.

The Fund's maximum exposure to credit risk is the carrying amount of all cash and cash equivalents, financial assets and receivables recognised in the Statement of Financial Position as well as the value of any financial commitments which the Fund would assume in the event of counterparty default.

The Fund minimises concentrations of credit risk by undertaking transactions with numerous reputable brokers, and by ensuring cash balances are held with and managed by financial intermediaries with acceptable credit ratings as determined by a recognised rating agency. To further mitigate this risk, the credit rating and financial positions of the brokers used by the Fund are regularly monitored. Credit risk relating to outstanding settlements is considered low due to the short settlement periods involved.

The Fund is also exposed to the credit risk of The Northern Trust Company ("NT") which is the appointed custodian of the Fund. In acting as custodian, NT is required to comply with the relevant provisions of the Corporations Act 2001, applicable ASIC regulatory guides and class orders relating to registered managed investment schemes property arrangements with custodians. The credit quality of NT's long-term deposit/debt is rated at balance date, by Standard and Poor's as AA- and by Moody's as Aa2 (June 2020: Standard and Poor's as AA- and by Moody's as Aa2).

## 13. Segment Information

An operating segment is a distinguishable component of the Fund that is engaged in business activity from which the Fund earns revenues and incurs expenses, whose operating results are regularly reviewed by the Fund's chief operating decision maker in order to make decisions about the allocation of resources to the segment and assess its performance, and for which discrete financial information is available. The chief operating decision maker has been determined as Dr Brett Cairns.

The Fund's investments are managed on a single portfolio basis and in one business segment being equity investment, as well as in one geographic segment being Australia. The Fund continues to have foreign exposures as it invests in companies which operate internationally.

# Notes to the Financial Statements

for the year ended 30 June 2021

## 14. Auditor's Remuneration

The following amounts were paid or payable by the Responsible Entity on behalf of the Fund for services provided by the auditor of the Fund, Ernst & Young Australia:

	30 Jun 2021	30 Jun 2020
Fees for audit and review of statutory financial reports	<b>30,100</b>	40,100
Fees for audit related assurance services <sup>1</sup>	<b>1,267</b>	1,267
Fees for other services:		
Taxation compliance services <sup>2</sup>	<b>7,700</b>	7,700
<b>Total Auditor Remuneration</b>	<b>39,067</b>	49,067
<b>% of non-audit fees paid to auditor</b>	<b>23.0%</b>	18.3%

<sup>1</sup> Comprises review of ICR calculations.

<sup>2</sup> Comprises review of income tax returns and distribution calculations.

### Auditor Tenure

Since 2008, Ernst & Young have been appointed as external auditor of the Funds where MAM is a Responsible Entity or Trustee. The external audit was last put out to tender in 2018, which aligned to the auditor's 10 year anniversary, and Ernst & Young was reappointed auditor as it scored highest across all requirements and the Board of the Responsible Entity was satisfied that appropriate safeguards were in place to ensure the required independence of Ernst & Young. The next audit tender will take place within 10 years of their appointment. Ms Clare Sporle has served as lead audit partner since August 2019. In accordance with the *Corporations Act 2001* the next rotation of the lead audit partner is planned to occur after the completion of the 30 June 2024 financial year audit.

## 15. Contingent Assets, Contingent Liabilities and Commitments

The Fund has no contingent assets, liabilities or commitments at balance date. At 30 June 2020 the Fund had contingent asset amounts receivable from MFG where the Fund offered a discount to the NAV per unit on units issued under the DRP in future periods, in accordance with the terms of the MFG Commitment Deed, as it was not practical to estimate the future amounts receivable. Following the transition (refer Note 16) the Fund intends to offer a DRP to unitholders to reinvest future distributions at the prevailing NAV per unit with no discount.

## 16. Subsequent Events

On 1 July 2021, the Responsible Entity announced its intention to transition the Fund from a closed-ended listed investment trust to an open-ended Active ETF. Since that date, the Fund has lodged a request to be removed from the official list of the ASX with effect from Monday 30 August 2021. On 25 August 2021, a Unitholder Meeting voted in favour of the resolutions relating to the transition.

Subject to ASX approval, it is anticipated the Fund will commence trading on the ASX as a managed fund under Schedule 10A of the ASX Operating Rules (AQUA Rules) on Tuesday 31 August 2021 under the ASX (ticker code: MHHT). Following the transition, investors will be able to apply for and redeem units directly with the Responsible Entity and continue to be able to transact through the ASX, at what is generally expected to be a tight spread to the NAV per unit of the Fund. Any costs relating to the transition will be paid for by MFG. Further details are available in the ASX announcement dated 2 August 2021. The Fund intends to offer a DRP to unitholders to reinvest future distributions at the prevailing NAV per unit with no discount.

Other than the items disclosed throughout this financial report, there have been no matters or circumstances arising after the end of the period that have significantly affected, or may significantly affect, the Fund's operations, the results of its operations, or the Fund's state of affairs in future financial periods. Asset prices move daily and intraday indicative NAV per unit and daily NAV per unit are available on the MFG website and also the ASX website.

# Directors' Declaration

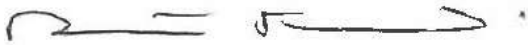
for the year ended 30 June 2021

In the Directors' opinion,

- a. the financial statements and notes set out on pages 9 to 26 are in accordance with the *Corporations Act 2001*, including:
  - i. giving a true and fair view of the financial position of the Fund as at 30 June 2021 and of its performance as represented by the results of its operations and cash flows for the period ended on that date; and
  - ii. complying with Australian Accounting Standards, the *Corporations Regulations 2001*, International Financial Reporting Standards as disclosed in Note 1 and other mandatory professional reporting requirements; and
- b. there are reasonable grounds to believe that the Fund will be able to pay its debts as and when they become due and payable.

This declaration has been made after receiving the declarations required to be made to the Directors in accordance with section 295A of the *Corporations Act 2001* for the year ended 30 June 2021.

This declaration is made in accordance with a resolution of the Directors of the Responsible Entity.



**Robert Fraser**  
Chairman

Sydney, 26 August 2021

## Independent Auditor's Report to the members of Magellan High Conviction Trust

### Report on the Audit of the Financial Report

#### Opinion

We have audited the financial report of Magellan High Conviction Trust (the Trust), which comprises the statement of financial position as at 30 June 2021, the statement of profit or loss and comprehensive income, the statement of changes in equity and the statement of cash flows for the period then ended, notes to the financial statements, including a summary of significant accounting policies, and the Directors' declaration.

In our opinion, the accompanying financial report of Magellan Global Trust is in accordance with the *Corporations Act 2001*, including:

1. giving a true and fair view of the Fund's financial position as at 30 June 2021 and of its financial performance for the year ended on that date; and
2. complying with Australian Accounting Standards and the *Corporations Regulations 2001*.

#### Basis for Opinion

We conducted our audit in accordance with Australian Auditing Standards. Our responsibilities under those standards are further described in the *Auditor's responsibilities for the audit of the financial report* section of our report. We are independent of the Trust in accordance with the auditor independence requirements of the *Corporations Act 2001* and the ethical requirements of the Accounting Professional and Ethical Standards Board's APES110 *Code of Ethics for Professional Accountants (including Independence Standards)* (the Code) that are relevant to our audit of the financial report in Australia. We have also fulfilled our other ethical responsibilities in accordance with the Code.

We believe that the audit evidence we have obtained is sufficient and appropriate to provide a basis for our opinion.

#### Key Audit Matters

Key audit matters are those matters that, in our professional judgement, were of most significance in our audit of the financial report of the current period. These matters were addressed in the context of our audit of the financial report as a whole, and in forming our opinion thereon, but we do not provide a separate opinion on these matters. For each matter below, our description of how our audit addressed the matter is provided in that context.

We have fulfilled the responsibilities described in the *Auditor's responsibilities for the audit of the financial report* section of our report, including in relation to these matters. Accordingly, our audit included the performance of procedures designed to respond to our assessment of the risks of material misstatement of the financial report. The results of our audit procedures, including the procedures performed to address the matters below, provide the basis for our audit opinion on the accompanying financial report.

## Why significant

### 1. Investment existence and valuation

The Trust has a significant investment portfolio consisting of listed equities. As at 30 June 2021, the fair values of these investments was 96.3% of the total assets of the Trust.

As detailed in Trust's accounting policy, described in Note 6 of the financial report, these financial assets are recognised at fair value through profit or loss in accordance with Australian Accounting Standards.

Pricing, exchange rates and other market drivers can have a significant impact on the value of these financial assets and the financial report. Accordingly, existence and valuation of the investment portfolio was considered a key audit matter.

### 2. Management and performance fees

Management and performance fees, paid to the investment manager, Magellan Asset Management Limited, are the most significant expenses for the Trust.

The Trust's accounting policy for management and performance fees is described in Note 11 to the financial report. All expenses are recognised on an accruals basis, with performance fees recognised in the financial report if the performance hurdles for the Trust have been met at the end of the relevant measurement period.

As at 30 June 2021, management and performance fees totalled \$24.4m which equates to 97.1% of total expenses. Of this amount, performance fees totalled \$10m which equates to 39.6% of total expenses.

Due to the complexity of the arrangements and the quantum of the amounts involved, this was considered to be a key audit matter.

## How our audit addressed the key audit matter

We assessed the effectiveness of the controls relating to the recognition and valuation of investments.

We obtained and considered the assurance report on the controls of the Trust's administrator in relation to Fund Administration Services for the year ended 30 June 2021 and considered the auditor's qualifications and objectivity and the results of their procedures.

We agreed all investment holdings, including cash accounts, to third party confirmations at 30 June 2021.

We assessed the fair value of all listed investments in the portfolio held at 30 June 2021 by comparing to independently sourced market prices.

We assessed the adequacy of the disclosures in Notes 6 and 12 to the financial report in accordance with the requirements of Australian Accounting Standards.

We assessed the effectiveness of the controls in relation to the calculation of management and performance fees.

We obtained and considered the assurance report on the controls of the Trust's administrator in relation to Fund Administration Services for the period ended 30 June 2021 and considered the auditor's qualifications and objectivity and results of their procedures.

We recalculated management fees in accordance with contractual arrangements.

We assessed the performance fee calculations, including testing the inputs into the calculation model, and assessed whether the calculation was in line with the relevant agreement.

We assessed the adequacy of the disclosures in Note 11 to the financial report.

### Information Other than the Financial Report and Auditor's Report Thereon

The directors are responsible for the other information. The other information comprises the information included in Trust's 2021 Annual Report, but does not include the financial report and our auditor's report thereon.

Our opinion on the financial report does not cover the other information and accordingly we do not express any form of assurance conclusion thereon.

In connection with our audit of the financial report, our responsibility is to read the other information and, in doing so, consider whether the other information is materially inconsistent with the financial report or our knowledge obtained in the audit or otherwise appears to be materially misstated.

If, based on the work we have performed, we conclude that there is a material misstatement of this other information, we are required to report that fact. We have nothing to report in this regard.

### Responsibilities of the Directors for the Financial Report

The Directors of the Responsible Entity are responsible for the preparation of the financial report that gives a true and fair view in accordance with Australian Accounting Standards and the *Corporations Act 2001* and for such internal control as the Directors determine is necessary to enable the preparation of the financial report that gives a true and fair view and is free from material misstatement, whether due to fraud or error.

In preparing the financial report, the Directors are responsible for assessing the Trust's ability to continue as a going concern, disclosing, as applicable, matters relating to going concern and using the going concern basis of accounting unless the Directors either intend to liquidate the Trust or cease operations, or have no realistic alternative but to do so.

### Auditor's Responsibilities for the Audit of the Financial Report

Our objectives are to obtain reasonable assurance about whether the financial report as a whole is free from material misstatement, whether due to fraud or error, and to issue an auditor's report that includes our opinion. Reasonable assurance is a high level of assurance, but is not a guarantee that an audit conducted in accordance with the Australian Auditing Standards will always detect a material misstatement when it exists. Misstatements can arise from fraud or error and are considered material if, individually or in the aggregate, they could reasonably be expected to influence the economic decisions of users taken on the basis of this financial report.

As part of an audit in accordance with the Australian Auditing Standards, we exercise professional judgement and maintain professional scepticism throughout the audit. We also:


- Identify and assess the risks of material misstatement of the financial report, whether due to fraud or error, design and perform audit procedures responsive to those risks, and obtain audit evidence that is sufficient and appropriate to provide a basis for our opinion. The risk of not detecting a material misstatement resulting from fraud is higher than for one resulting from error, as fraud may involve collusion, forgery, intentional omissions, misrepresentations, or the override of internal control.
- Obtain an understanding of internal control relevant to the audit in order to design audit procedures that are appropriate in the circumstances, but not for the purpose of expressing an opinion on the effectiveness of the Trust's internal control.
- Evaluate the appropriateness of accounting policies used and the reasonableness of accounting estimates and related disclosures made by the Directors.
- Conclude on the appropriateness of the directors' use of the going concern basis of accounting and, based on the audit evidence obtained, whether a material uncertainty exists related to events or conditions that may cast significant doubt on the Trust's ability to continue as a going concern. If we conclude that a material uncertainty exists, we are required to draw attention in our auditor's report to the related disclosures in the financial report or, if such disclosures are inadequate, to modify our opinion. Our conclusions are based on the audit evidence obtained up to the date of our auditor's report. However, future events or conditions may cause the Trust to cease to continue as a going concern.
- Evaluate the overall presentation, structure and content of the financial report, including the disclosures, and whether the financial report represents the underlying transactions and events in a manner that achieves fair presentation.



We communicate with the Directors regarding, among other matters, the planned scope and timing of the audit and significant audit findings, including any significant deficiencies in internal control that we identify during our audit.

We also provide the Directors with a statement that we have complied with relevant ethical requirements regarding independence, and to communicate with them all relationships and other matters that may reasonably be thought to bear on our independence, and where applicable, actions taken to eliminate threats or safeguards applied.

From the matters communicated to the Directors, we determine those matters that were of most significance in the audit of the financial report of the current period and are therefore the key audit matters. We describe these matters in our auditor's report unless law or regulation precludes public disclosure about the matter or when, in extremely rare circumstances, we determine that a matter should not be communicated in our report because the adverse consequences of doing so would reasonably be expected to outweigh the public interest benefits of such communication.



**Ernst & Young**



**Clare Sporle**

Partner

Sydney, 26 August 2021

# Unitholder Information

for the year ended 30 June 2021

## Distribution of Unitholders

The distribution of unitholders of the Fund as at 20 August 2021 are as follows:

	Number of Unitholders	Number of Units	Percentage of Units on Issue %
1-1,000	788	406,685	0.07
1,001-5,000	2,223	6,337,156	1.09
5,001-10,000	2,025	14,943,286	2.57
10,001-100,000	10,344	332,936,608	57.20
100,001 and over	355	227,474,928	39.07
<b>Total</b>	<b>15,735</b>	<b>582,098,663</b>	<b>100.00</b>
Number of holders with less than a marketable parcel of units	136	6,908	-

## Twenty Largest Unitholders

The names of the 20 largest Unitholders of the Fund as at 20 August 2021 are as follows:

	Number of Units	Percentage of Units on Issue %
HSBC Custody Nominees (Australia)	25,108,621	4.31
Magellan Financial Group	21,357,180	3.67
Penpol	15,005,138	2.58
Midas Touch Investments	14,673,574	2.52
Citicorp Nominees	12,216,312	2.10
Nulis Nominees (Australia)	7,820,506	1.34
AZQ Investments	7,122,734	1.22
The Lowy Medical Research Institute	6,790,000	1.17
Lowy Foundation	6,790,000	1.17
Navigator Australia	6,624,171	1.14
Netwealth Investments (Wrap)	5,846,684	1.00
Merrill Lynch (Australia) Nominees	4,561,060	0.78
CS Third Nominees	4,545,463	0.78
BNP Paribas Nominees	3,969,316	0.68
Cavalane Holdings	3,416,667	0.59
Nota Bene Investments	3,416,667	0.59
Netwealth Investments	2,615,430	0.45
Sinalung	2,107,497	0.36
Wheldons	2,050,000	0.35
J P Morgan Nominees Australia	1,947,445	0.33
<b>Total Units held by the 20 largest unitholders</b>	<b>157,984,465</b>	<b>27.13</b>
<b>Total Units On Issue</b>	<b>582,098,663</b>	

All issued units carry one vote per unit and the right to distributions.

# Corporate Information

## Directors

Robert Fraser - Chairman  
Brett Cairns - Chief Executive Officer  
John Eales AM  
Colette Garnsey OAM  
Paul Lewis MBE  
Hamish McLennan  
Kirsten Morton - Chief Financial Officer  
Karen Phin

## Company Secretaries of the Responsible Entity

Mariana Kolaroski  
Marcia Venegas

## Registered Office

Level 36, 25 Martin Place, Sydney NSW 2000  
Telephone: 1800 6243 5526 (Australia), +61 2 9235 4888 (International)  
Fax: +61 2 9235 4800  
Email: [info@magellangroup.com.au](mailto:info@magellangroup.com.au)

## Website

<http://www.magellangroup.com.au>

## Auditor

Ernst & Young, 200 George Street  
Sydney NSW 2000

## Unit Registrar

Boardroom Pty Limited  
Level 12, Grosvenor Place, 225 George Street  
Sydney NSW 2000  
Telephone: (Australia) 1300 005 016, (International) +61 2 9290 9600  
Fax: 1300 653 459  
Email: [enquiries@boardroomlimited.com.au](mailto:enquiries@boardroomlimited.com.au)

## Securities Exchange Listing

Australian Securities Exchange code: MHH

## Corporate Governance Statement

The Corporate Governance Statement for the Fund can be found on the Magellan website at <http://www.magellangroup.com.au> under Reports and ASX releases for the Fund.