

Wiseway Group (ASX: WWG) 1H25 Presentation

26 February 2025



Contents

1H25 Results Key takeaways	3
1H25 Results Overview	4
Business Overview	11
Outlook and Priorities	15





1H25 Results | Key takeaways

- 1** Group Revenue for 1H25 has increased by 60% to \$83.9 million
- 2** Group EBITDA for 1H25 has increased by 39% to \$6.0 million and Net Profit Before Tax has increased by 182% to \$1.6 million
- 3** Wiseway has delivered four successive half-year periods of profitability and strong financial performance
- 4** Wiseway has been successful in capturing significant Asia to Australia and USA inbound freight, with a 192% increase in Imports and 9x increase in USA revenue
- 5** Further tailwinds in the business as eCommerce volumes grow and Lobster and Wine shipments increase their share into China



1H25 results overview



1H25 | Financial and operational highlights

Financial highlights

\$83.9 million (+60%)

Group Revenue

\$6.0 million (+39%)

EBITDA

\$1.6 million (+182%)

Net Profit Before Tax

13 cents

Net Tangible Assets per Share

\$11.8 million (+42%)

Cash and Cash Equivalents

0.4 cents (+100%)

Interim Dividend per Share Proposed

Operational highlights



Wiseway has continued to prioritise its Imports division, allowing further capture of the growing eCommerce market



Cost discipline has been front of mind for the business, which has allowed the business to deliver profitable results despite a competitive market with tight margins



Our Perishables Strategy has achieved additional client wins, despite a softer Asian market for perishables and exports

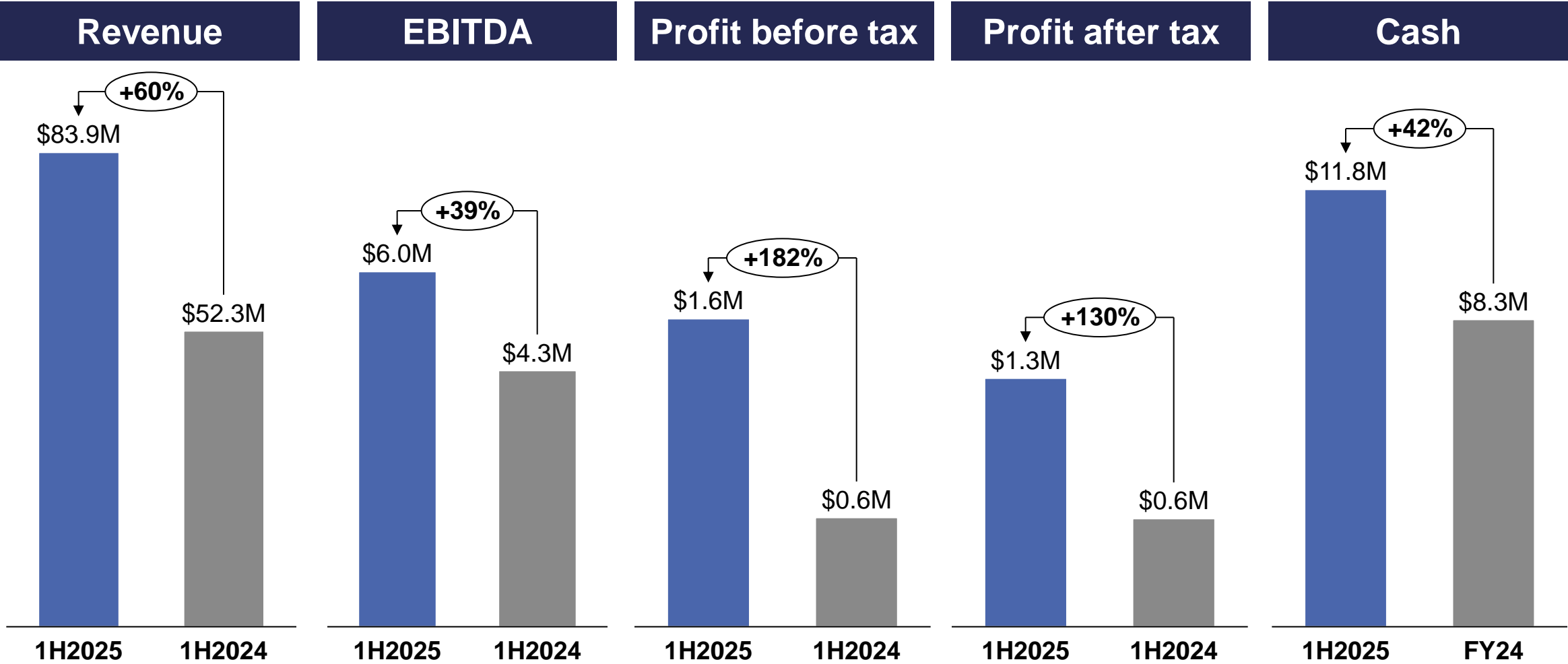


Wiseway's Sales team (started in FY24) has generated positive returns on investment, and a large number of new account wins within a short period



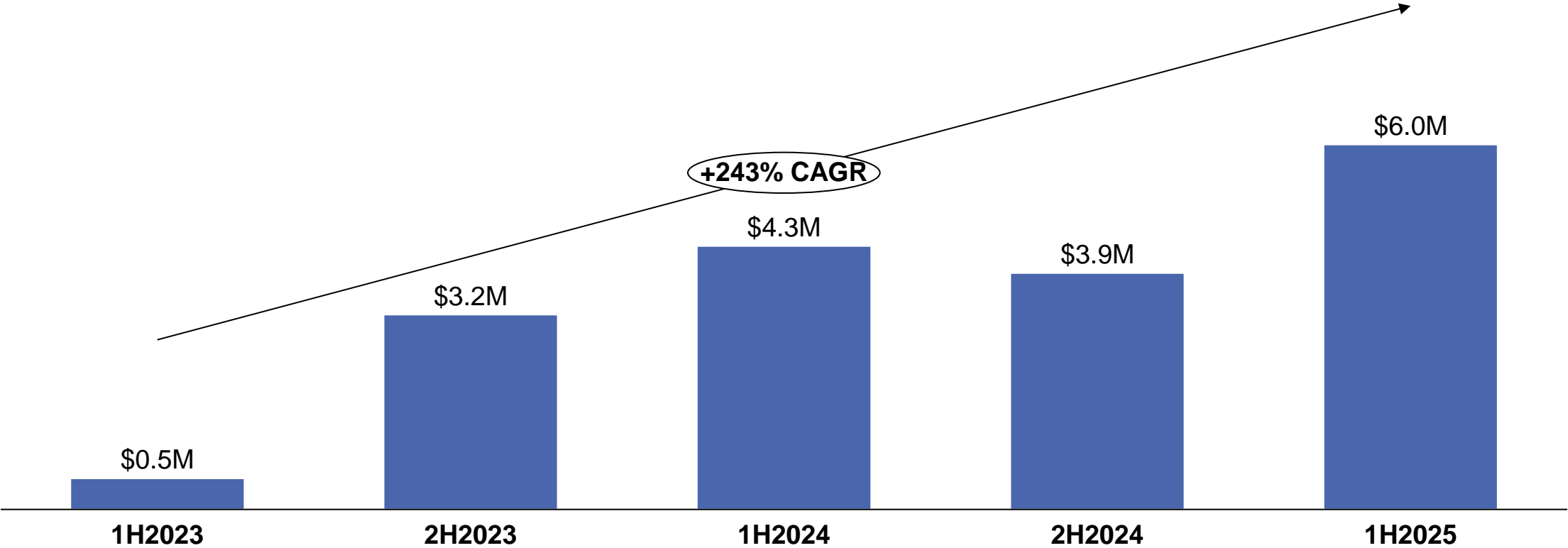
KWT has been successfully integrated into Wiseway Group and has delivered significant growth and positive profitability

1H25 | Wiseway has delivered significant results across all metrics



1H25 | Wiseway’s strategy has delivered sustained financial performance

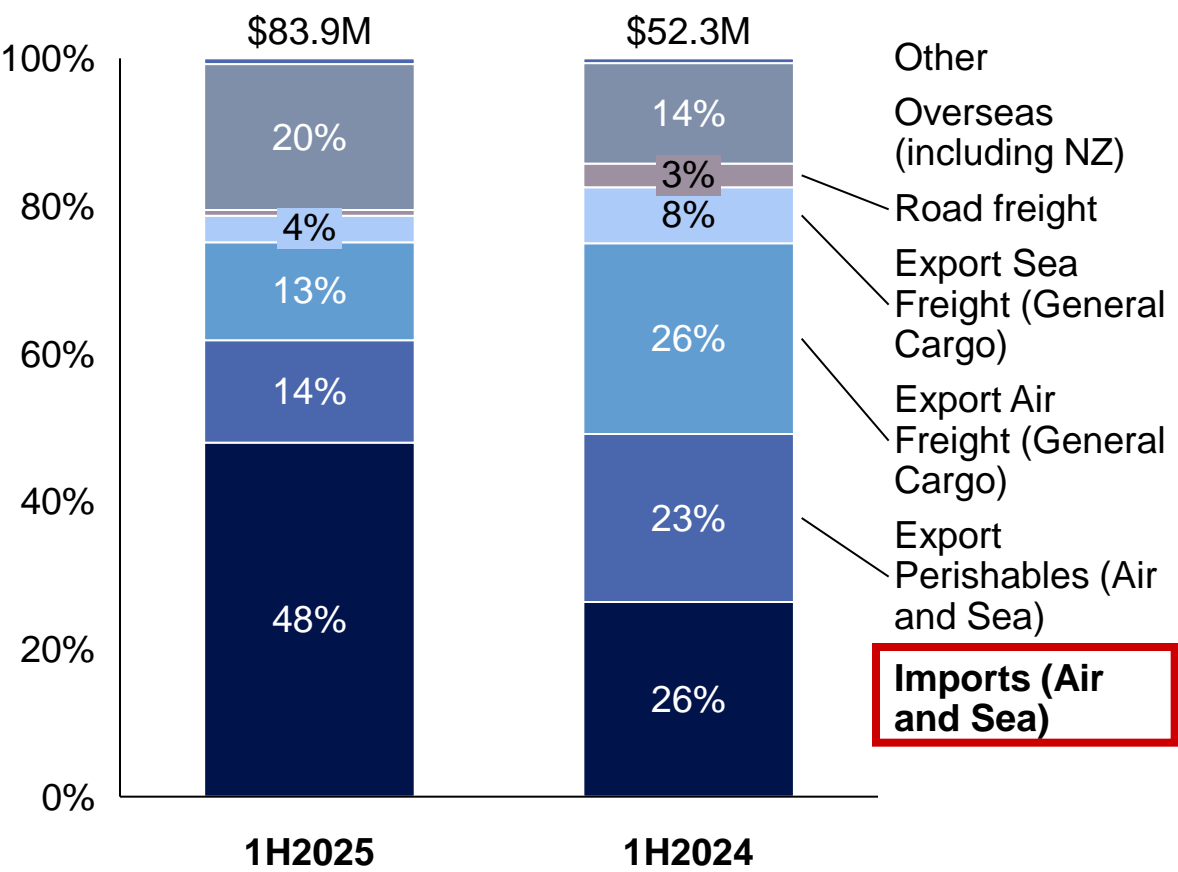
Wiseway Group EBITDA and growth (1H2023 – 1H2025)



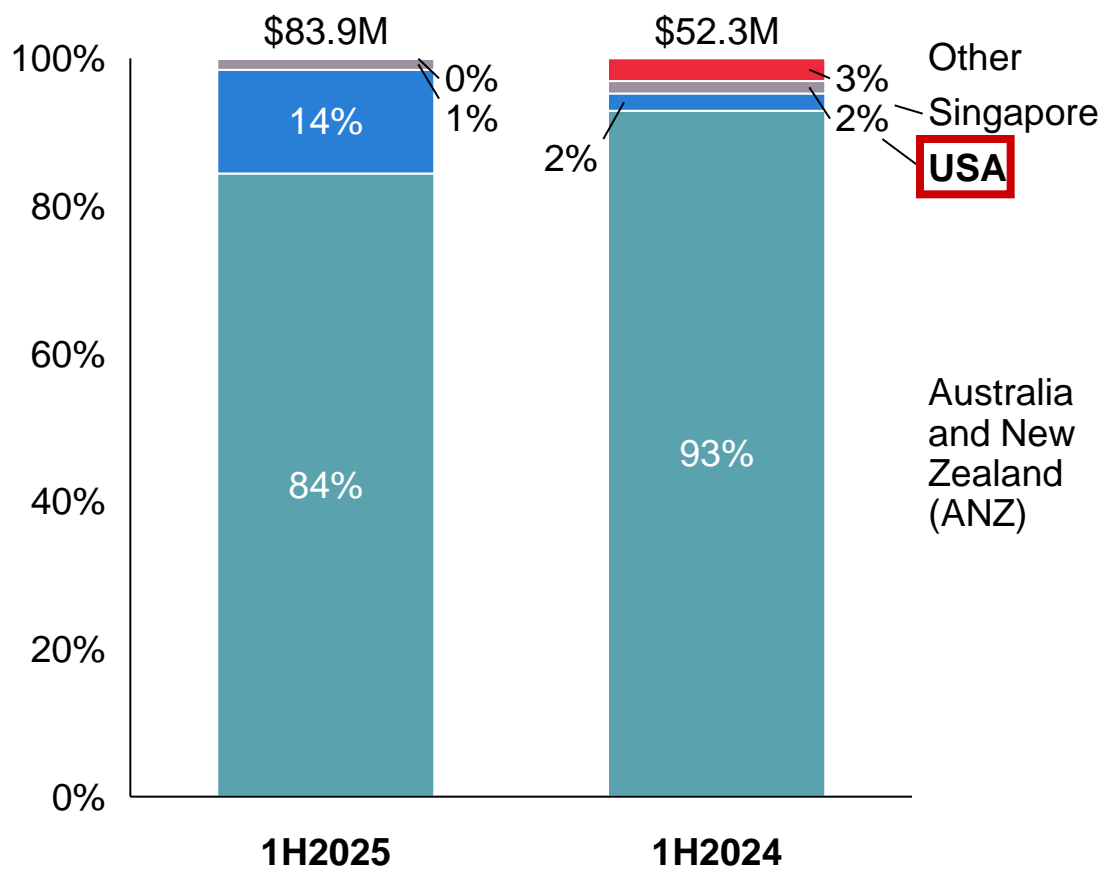
CAGR = Compounded Annual Growth Rate (across two annual periods)

1H25 | Wiseway's Inbound Imports and USA strategy is driving growth

% Revenue split by division



\$ Revenue split by geography



1H25 | Key divisions are performing in line with company strategy and expectations

Import (Air and Sea)

- Significant investment drove a 192% revenue uplift vs 1H24, powered by inbound eCommerce and large account wins
- Asia-focused positioning and competitive edge positions Wiseway to capitalise on inbound import trends

Export Perishables (Air and Sea)

- A delayed season for key commodities may shift some revenue to 2H25 rather than being booked in 1H25
- Wiseway continues strengthen market presence in perishables by winning new accounts

Export Air Freight (General Cargo)

- Air freight faces downward pressure on rates amid a softer China market (over the last 6 months)
- Nevertheless, diversification into Southeast Asia is yielding new accounts and incremental volume growth

Export Sea Freight (General Cargo)

- Similar to Air Freight, some downwards pressure on freight rates and a softer China market
- Some stability in the Sea Freight General Cargo market which has continued to diversify into new markets
- Export Sea is a priority sales area for Wiseway with several accounts in the pipeline

Road Freight

- Wiseway's Road Freight strategy is to focus on servicing its internal divisions, rather than competing directly for external business (where Wiseway will only service where it can offer competitive pricing to optimise internal loads)

Overseas

- USA has seen a 9x increase in revenue which can be attributed to successful integration of KWT along with the Company capitalising on inbound China to United States import freight
- Singapore continues to be stable and profitable while China has been converted into a support office

1H25 | Financially stable with a healthy balance sheet

Balance sheet	31 Dec 2024 (\$M)	30 June 2024 (\$M)	Change (%)
Cash and cash equivalents	11.8	8.3	42%
Trade and other receivables	28.4	14.5	96%
Other current assets	2.7	2.6	4%
Total current assets	42.9	25.4	69%
Fixed & non-current assets	42.7	38.4	11%
Total assets	85.6	63.8	34%
Trade and other liabilities	25.2	13.1	92%
Other current liabilities	1.9	10.2	-81%
Current debt	6.0	4.2	43%
Total current liabilities	33.1	27.5	20%
Loans and borrowings	31.8	17.2	85%
Other non-current liabilities	0.1	0.1	0%
Total Liabilities	65.0	44.8	45%
Net assets	20.6	19.0	8%

Commentary:

- **Healthy balance sheet**, with a 42% increase in Cash and cash equivalents to **\$11.8 million** to support strategic opportunities
- 96% increase in trade receivables and payables reflective of **increased business activity and new accounts**
- Future focus is on **improving long term capital structure** of Group through continued asset utilisation and debt reduction
- NAB Facility increased from \$8m to \$11m, secured by 9-11 Alfred Road Property which has a bank valuation of **\$18.6 million**. Property carried at amortised cost on the balance sheet and does not reflect market value uplift.



Business overview

Business Overview | Wiseway's presence and footprint



Business Overview | Wiseway's has six core business segments

Air Freight Exports 	Sea Freight Exports 	Perishables 	Imports 	Road & Warehousing 	Overseas 
<ul style="list-style-type: none">• Serving e-commerce platforms, suppliers, and parcel consolidators• Shipping infant milk formula, honey, wine, vitamins, and health and skin-care products	<ul style="list-style-type: none">• General food commodities• Australian produce• Food stuffs• Wine	<ul style="list-style-type: none">• Fresh produce• Seasonal fruit• Seafood• Meat• Fresh milk and dairy	<ul style="list-style-type: none">• General cargo imports clearance and delivery• E-commerce parcel imports and distribution	<ul style="list-style-type: none">• Interstate and road transport business• Servicing wholesalers, manufacturers and airlines• 3PL warehousing (>50,000 SQM)	<ul style="list-style-type: none">• United States (Los Angeles)• Singapore

Business Overview | Wiseway has strong ties in the industry

01

Long-standing customer relationships

- A diverse portfolio of customers supported by Wiseway from start-up stage to business maturity, including distributors and parcel express companies
- Deep customer loyalty with high client retention rate

02

Global team capabilities

- Experienced leadership team, with continued involvement from the Company's founders and commitment to original vision of global growth
- A unique understanding of the cross-border e-commerce market and import/export regulation

03

Strategic industry partnerships

- Long-standing GSA and CSA relationships with major international airlines across the Asia Pacific region and globally
- Well-established business relationships with local road transportation partners across Wiseway's global locations



Outlook and priorities




Outlook and priorities | Wiseway ambition and focus for FY25



A leading **logistics partner** in the **Asia Pacific** region, providing **excellent services** and **superior customer value** to our partners



1	2	3	4	5	6
Air freight export	Sea freight export	Perishables	Imports	Road freight & warehouse	Overseas
Maintain Air market share, and partner on new verticals	Invest to grow Sea, including transport and business development capabilities	Win Perishables share via superior service and airline capabilities	Capture inbound eCommerce trend, leading in process efficiency	Optimise Road & Warehouse, to be a profitable value-added service	Drive global growth, including streamlining ANZ and growing USA



Cost and process efficiency (overseas back-office, process automation, KPIs)	Expand digital capabilities (‘turnkey’ integrations, self-serve portal, E2E tracing)	World-class Team delivering superior customer service	Compliance and Safety mindset in all operations	M&A opportunities (opportunistic acquisitions / opportunities)
---	---	---	---	---

Performance Outlook for FY25



FY25 results expected to have **double-digits growth** compared to previous years



Growth from **Imports and the United States will continue** especially as **Wiseway leverages its market positioning in Asia** to capitalise on inbound freight



Potential **tailwinds** into 2H25 as **lobster exports into China** continue to increase



Continued distribution of **dividends to shareholders** as positive results are realised, whilst ensuring **ongoing reinvestment into the business**

Disclaimer

This presentation contains summary information about Wiseway Group Limited (Wiseway) and its subsidiaries and their activities. The information in this presentation does not purport to be complete. It should be read in conjunction with Wiseway's other periodic and continuous disclosure announcements lodged with the Australian Securities Exchange, which are available at <https://www2.asx.com.au/>

The information contained in this presentation is not investment or financial product advice and has been prepared without taking into account the investment objectives, financial situation or particular needs of any particular person. Before making an investment decision, investors should consider the appropriateness of the information having regard to their own investment objectives, financial situation and needs and seek independent professional advice appropriate to their jurisdiction and circumstances.

To the maximum extent permitted by law, no responsibility for any loss arising in any way from anyone acting or refraining from acting as a result of this information is accepted by Wiseway, any of its related bodies corporate or its directors, officers, employees, professional advisers and agents (Related Parties). No representation or warranty, express or implied, is made by any person, including Wiseway and its Related Parties, as to the fairness, accuracy, completeness or correctness of the information, opinions and conclusions contained in this presentation.

An investment in Wiseway securities is subject to investment and other known and unknown risks, some of which are beyond the control of Wiseway or its directors. Wiseway does not guarantee any particular rate of return or the performance of Wiseway securities.

Past performance information given in this presentation is given for illustrative purposes only and should not be relied upon as (and is not) an indication of future performance. This presentation contains certain forward-looking statements with respect to the financial condition, results of operations and business of Wiseway and associated entities of Wiseway and certain plans and objectives of the management of Wiseway. Forward-looking statements can be identified by the use of forward-looking terminology, including, the terms "believes", "estimates", "anticipates", "expects", "predicts", "intends", "plans", "goals", "targets", "aims", "outlook", "guidance", "forecasts", "may" or "will", and similar expressions. These forward-looking statements include all matters that are not historical facts. Such forward-looking statements involve known and unknown risks, uncertainties and other factors which because of their nature may cause the actual results or performance of Wiseway to be materially different from the results or performance expressed or implied by such forward-looking statements.

Such forward-looking statements are based on numerous assumptions regarding Wiseway's present and future business strategies and the political, regulatory and economic environment in which Wiseway will operate in the future, which may not be reasonable, and are not guarantees or predictions of future performance. No representation or warranty is made that any of these statements or forecasts (express or implied) will come to pass or that any forecast result will be achieved. Forward-looking statements speak only as at the date of this presentation and to the maximum extent permitted by law, Wiseway and its Related Parties disclaim any obligation or undertaking to release any updates or revisions to information to reflect any change in any of the information contained in this presentation (including, any assumptions or expectations set out in this presentation).

All figures in this presentation are A\$ unless stated otherwise and all market shares are estimates only. A number of figures, amounts, percentages, estimates, calculations of value and fractions are subject to the effect of rounding. Accordingly, the actual calculations of these figures may differ from figures set out in this presentation.



Contact us



Company/investor enquiries:
investor.relations@wiseway.com.au

Media/investor enquiries:
media@wiseway.com.au