



COMPANY UPDATE

Q3FY22

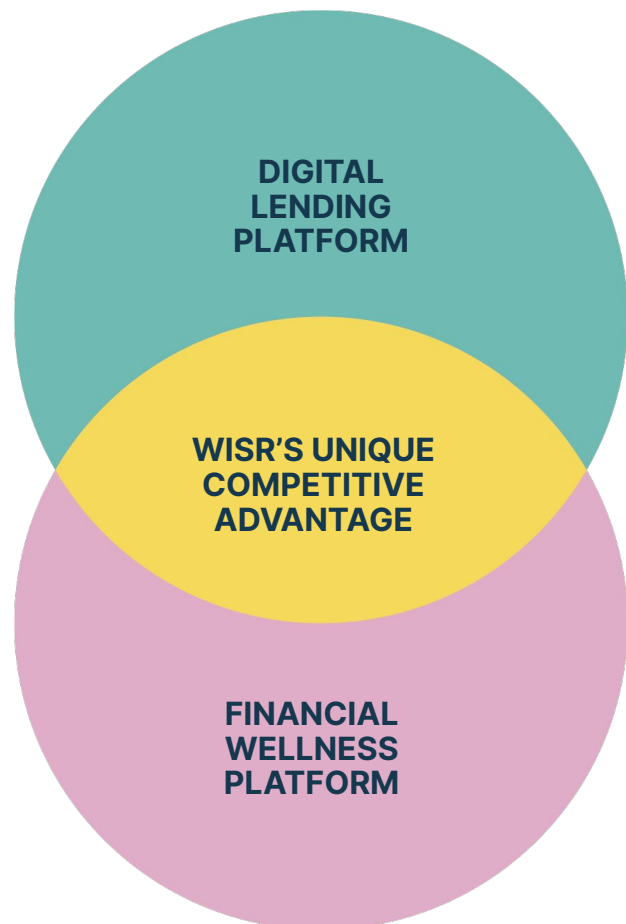
26 April 2022





WISR HAS A UNIQUE AND DIFFERENTIATED STRATEGY

Our tech, data, analytics and high-performance culture are genuine competitive advantages.



Loan Origination in Q3FY22 was a record \$158M (up 63% pcp), delivering:

- **Over \$1B loans written (\$1.036B)** since inception (**4.5 years**)
- **23** consecutive quarters of new loan origination growth
- Q3FY22 Revenue of **\$15.5M** (up **106%** pcp)
- Second positive operating cash-flow quarter (Q3FY22)
- Loan originations exit run rate of **\$632M** per annum

Significant room for growth is evident in the current business:

- With more room to win in competitive channels
- Our ability to further optimise risk for more growth and profitability

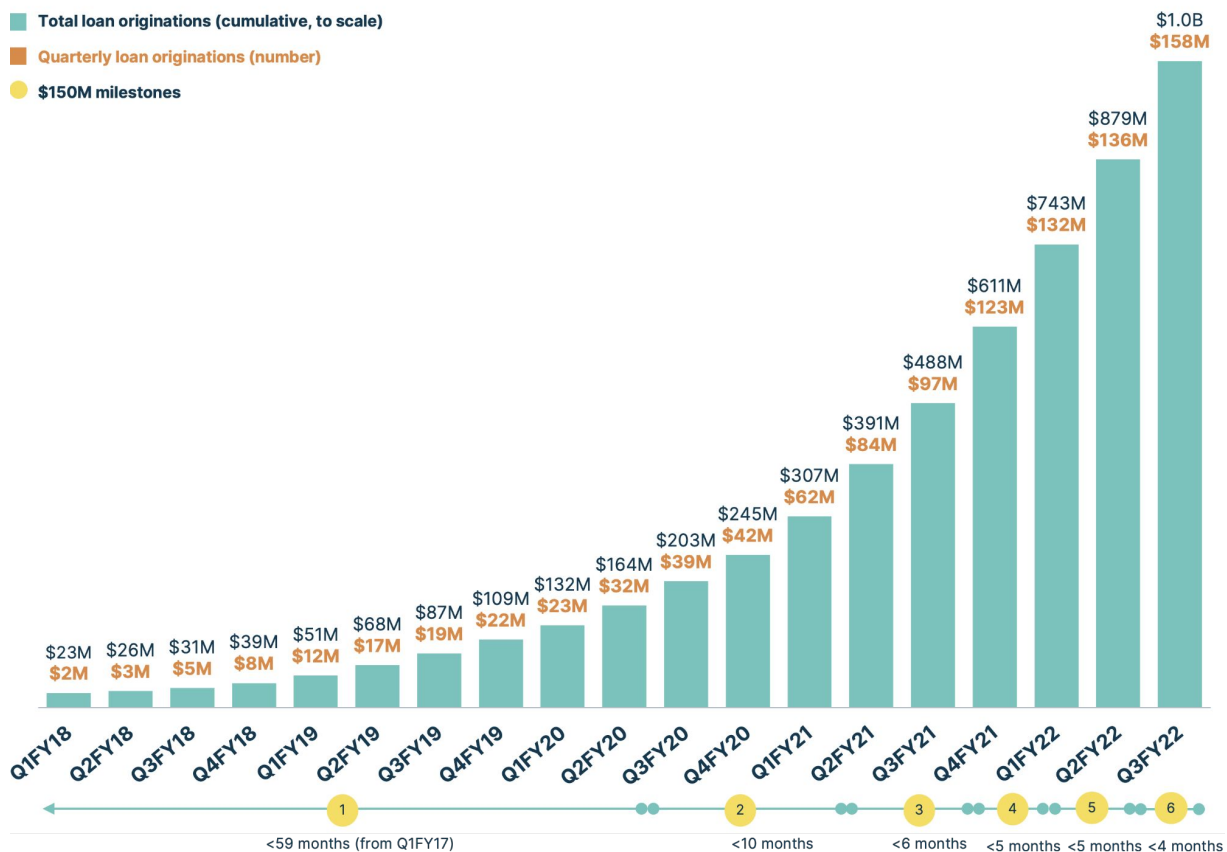
The success of the Financial Wellness Platform can be leveraged, in-line with our existing budget for this strategy:

- The data is highly valuable
- It is delivering tangible benefits for customers that engage with it
- It is already providing a significant ROI for us and setting us up for larger opportunities
- Demonstrated effectiveness of the Wizr Financial Wellness Platform as our most cost effective channel

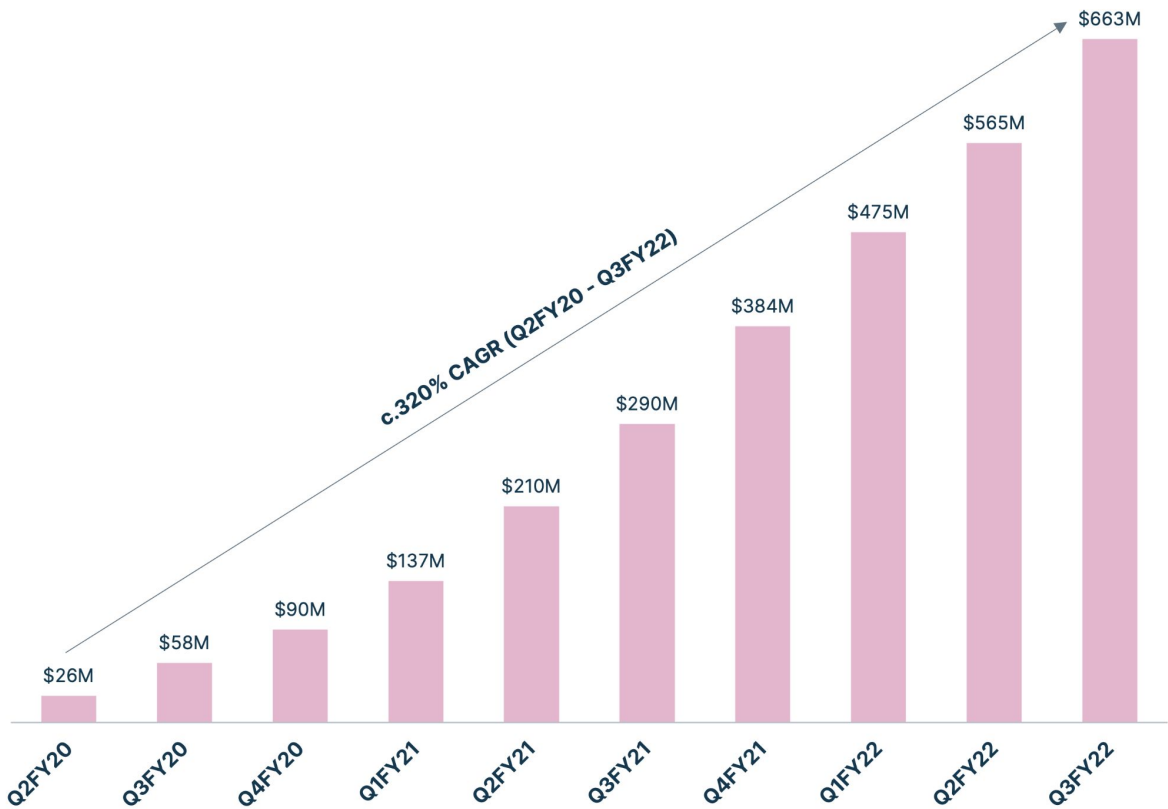


WISR'S LENDING PLATFORM IS DELIVERING STRONG RESULTS

WISR loan origination growth



WISR loan book growth^



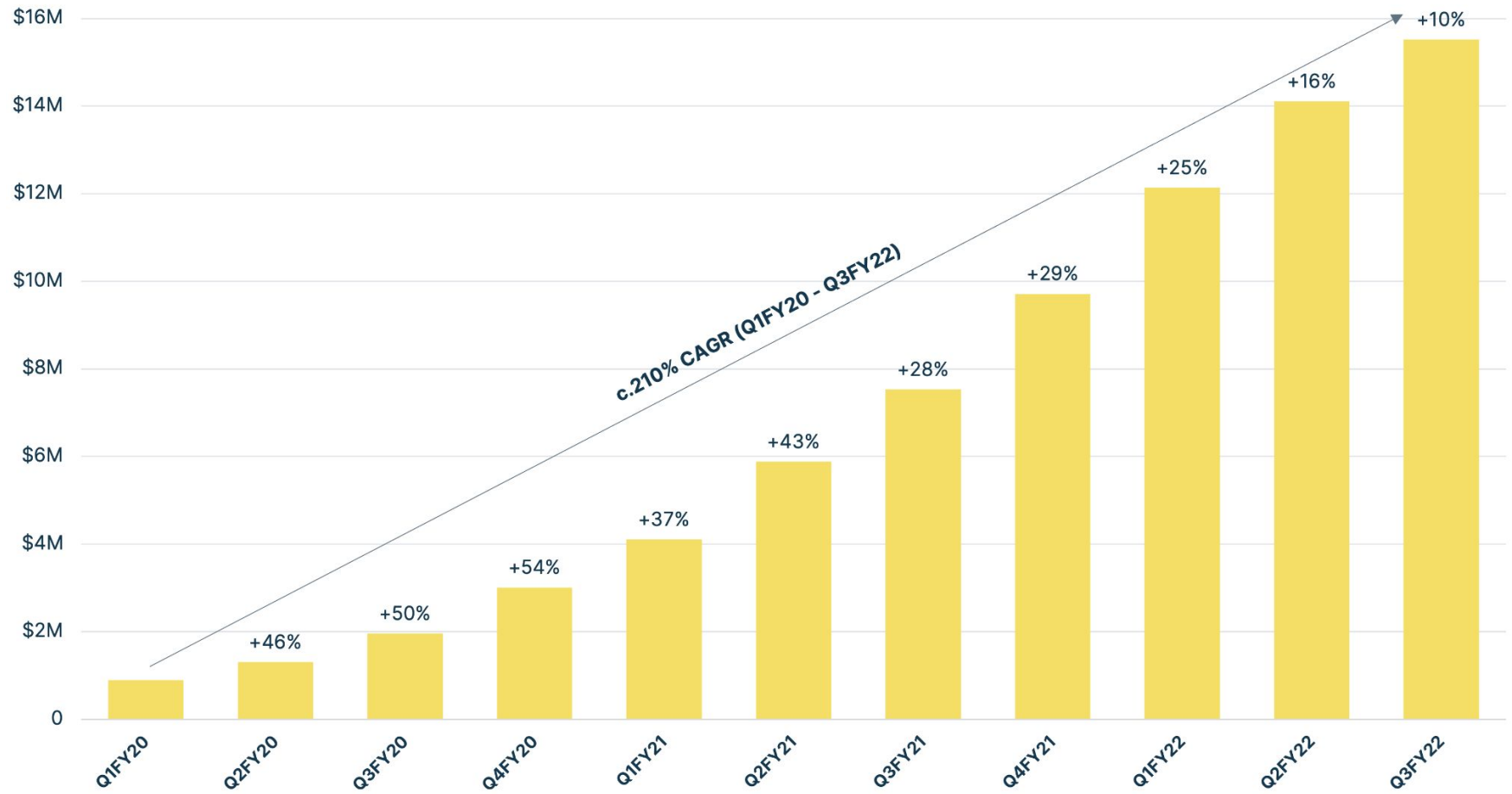
^Loan Book includes all loans in WH1, WH2, Freedom Trust and balance sheet, excludes off-balance sheet of \$28M as at 31 March 2022



STRONG REVENUE GROWTH

Revenue growth is up 106% in Q3FY22 (\$15.5M) vs Q3FY21 (\$7.5M)

Wisor quarterly revenue growth

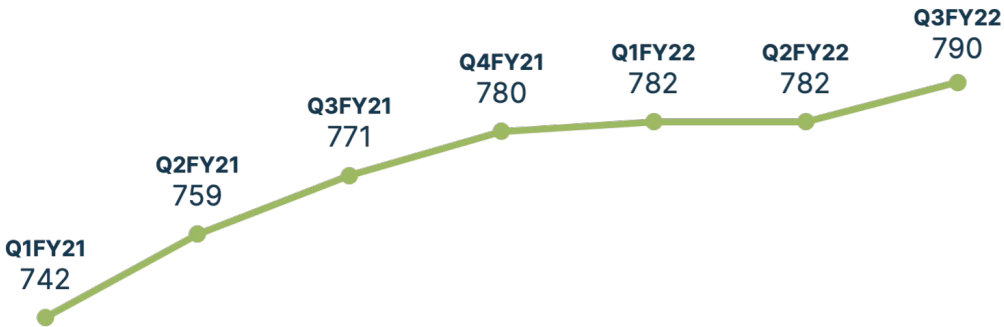




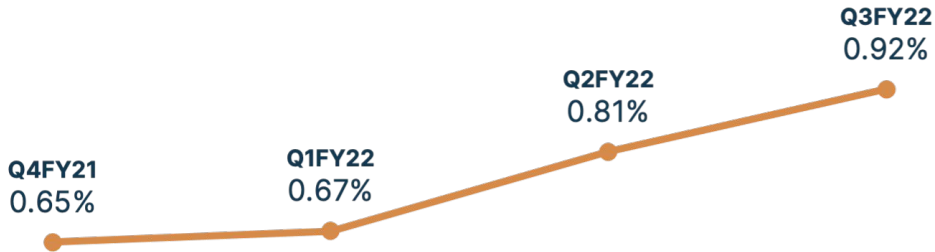
OUR GROWTH IS BUILT ON CONTINUED HIGH CREDIT QUALITY

Strong credit quality achieved over 23 consecutive quarters of growth, with consistent on-balance sheet 90+ day arrears and noticeable improvements to average credit scores.

Wisr Loan Customer Average Credit Score



On-balance sheet portfolio 90+ day arrears^



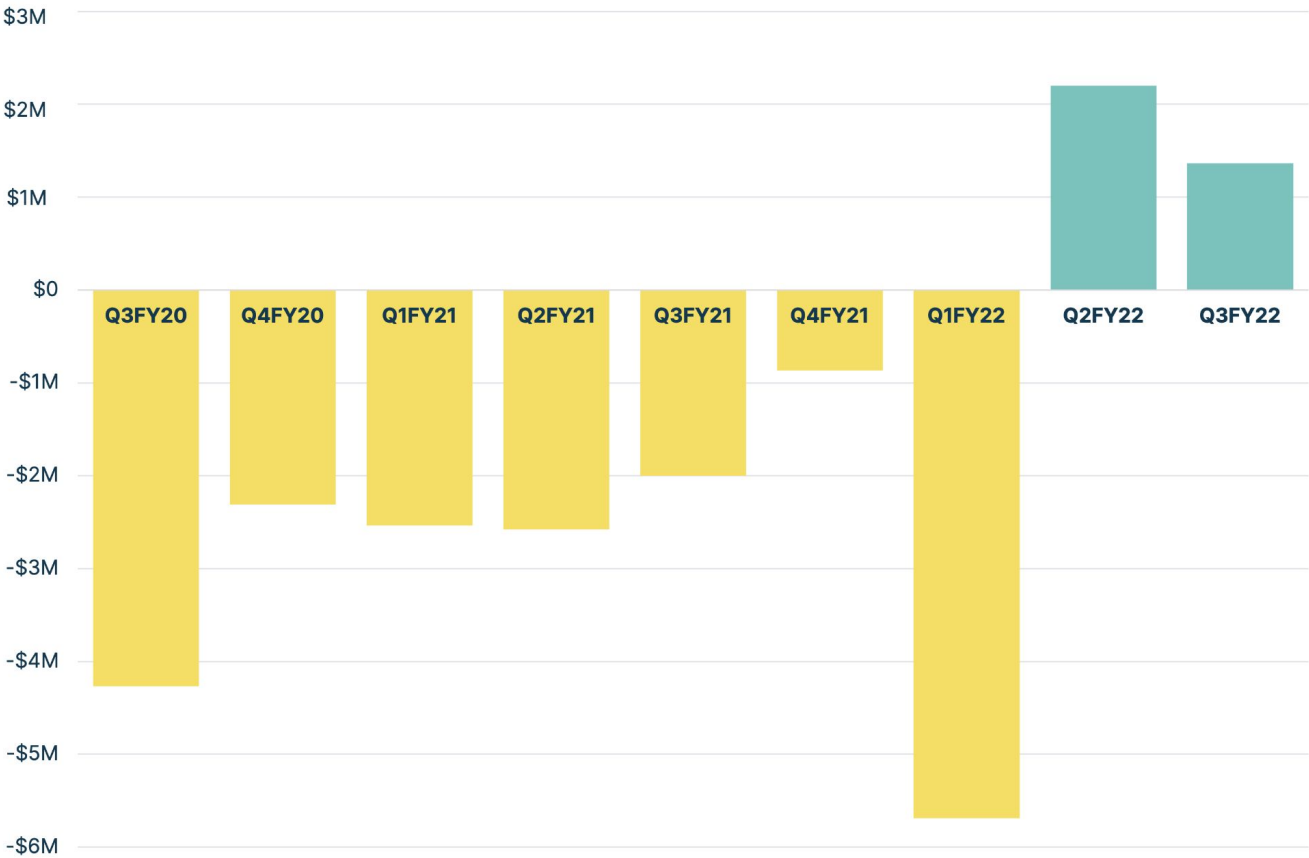
^Q4FY21, Q1FY22 and Q2FY22 have been reclassified to on-balance sheet portfolio arrears, previously reported figures included off-balance sheet.



REVENUE GROWTH DELIVERING POSITIVE OPERATING CASH FLOW

With two funding facilities in operation, strong loan book growth and accelerating revenue, Wizr delivered its second positive operating cash-flow result for Q3FY22.

Positive operating cash flow





Q3FY22 UPDATE

With 23 consecutive quarters of growth, we have delivered:

\$158M in new loan originations

↑ **63%**

on pcg

(Q3FY21 \$97M)

Total loan originations
\$1.036B

↑ **112%**

on pcg

(Q3FY21 \$488M)

\$15.5M in Operating revenue

↑ **106%**

on pcg

(Q3FY21 \$7.5M)

Wistr loan book
\$663M

↑ **129%**

on pcg

(Q3FY21 \$290M)

On-balance sheet
90+ day arrears

0.92%

as at 31 Mar 2022

(0.81% as at
31 Dec 2021)

2nd consecutive
positive operating
cash-flow quarter

\$1.4M

for Q3FY22

(Q2FY22 \$2.2M)

IFM replaced AOFG
as **Wistr Warehouse
(WH1)** mezzanine
investor

Effective Jan 2022

601K Wistr Financial
Wellness Platform
profiles

↑ **50%**

on pcg

(Q3FY21 402K)

Wistr well
capitalised with
cash balance of
\$58.5M

Includes \$23.3M
unrestricted cash; in
addition, there were \$19.5M
liquid loan assets available
for sale as at 31 March 2022

CASH EBTDA	Q3FY22	Q2FY22	Q1FY22
Revenue	\$15.5M	\$14.1M	\$12.1M
Opex	\$(9.1)M	\$(7.5)M	\$(13.3)M
Loan write-offs	\$(2.4)M^	\$(1.1)M	\$(1.0)M
Finance costs	\$(4.9)M	\$(4.2)M	\$(3.3)M
Cash EBTDA	\$(0.9)M	\$1.3M	\$(5.5)M

^ Excludes an additional \$0.5M predominantly relating to prior periods for new treatment of hardship loans i.e. write-offs



STRONG CASH EBTDA IMPROVEMENT

- In H1FY22, the Company had a Cash EBTDA of \$(3.8)M, which is a 42% improvement on \$(6.5)M in H1FY21
 - Maiden positive Q2FY22 Cash EBTDA of \$0.4M
- The operational leverage in the business is evidenced through a **revenue increase of 163% compared to 54% for operating expenses**
 - Operating expenses also include the material one-off Olympic Games Tokyo campaign spend
- Net loan write-offs increased due to loan origination and loan book growth, however, represented **0.30% of loan book as at 31 December 2021**
- Finance costs have increased in line with loan origination and loan book growth

Actuals

	H1FY22 \$M	H1FY21 \$M	Variance
Revenue	26.2	10.0	163%
Operating expenses	(20.8)	(13.5)	54%
Loan write-offs (net)	(1.7)	(0.6)	178%
Finance costs	(7.5)	(2.4)	208%
Cash EBTDA	(3.8)	(6.5)	42%

H1FY22 results excluding Q1FY22 marketing spend

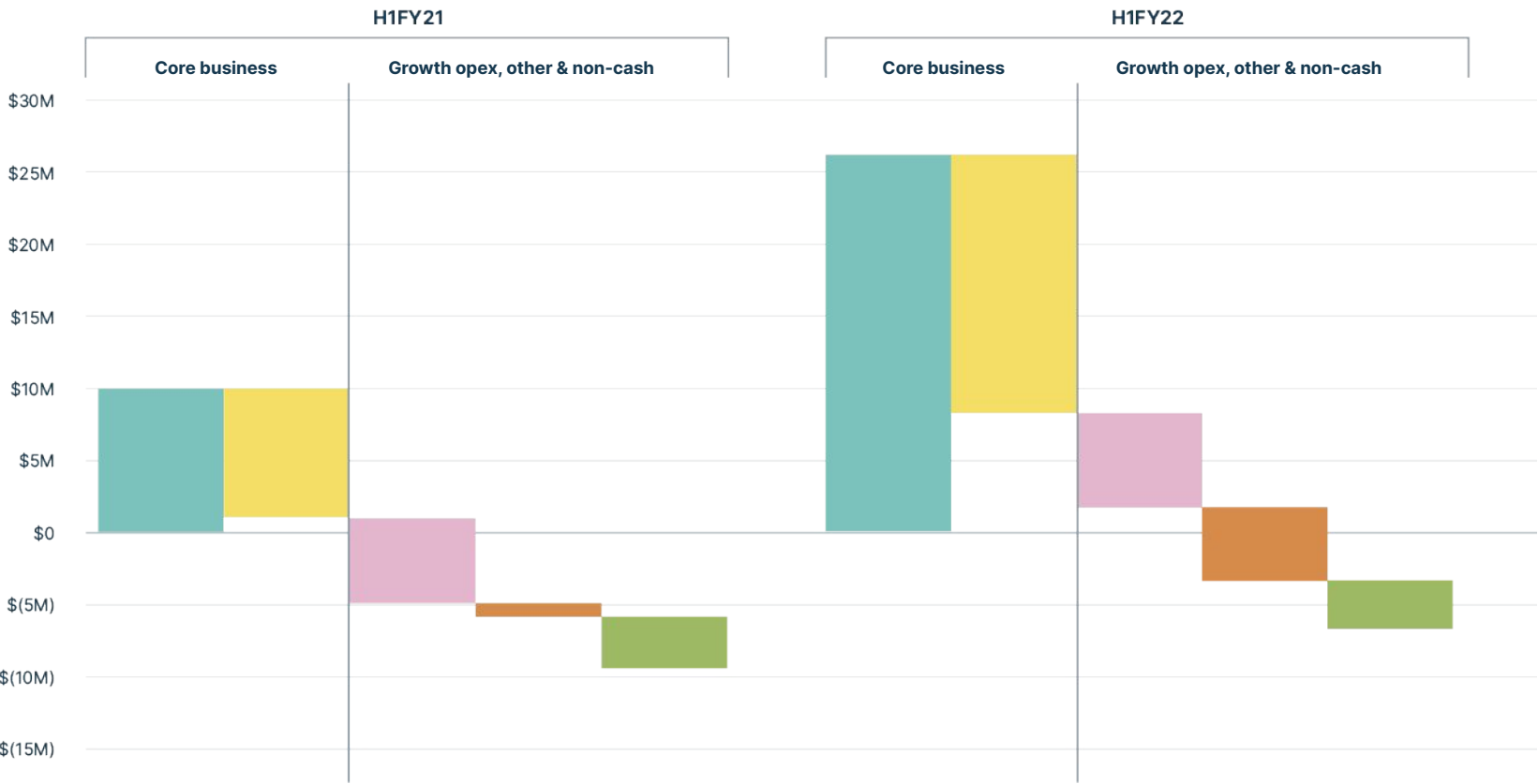
	H1FY22 \$M	H1FY21 \$M	Variance
Revenue	26.2	10.0	163%
Operating expenses	(15.0)	(13.5)	11%
Loan write-offs (net)	(1.7)	(0.6)	178%
Finance costs	(7.5)	(2.4)	208%
Cash EBTDA	2.0	(6.5)	131%



OPERATIONAL LEVERAGE EXPANSION

H1FY22 P&L Waterfall

The operational leverage of the core Wizr lending platform continues to expand while the Company continues to invest in the Financial Wellness Platform, further innovation and the build and launch of more products. Despite this growth investment, the Company posted a positive operating cash-flow and Cash EBTDA for Q2FY22 and a second positive operating cash-flow result for Q3Y22.

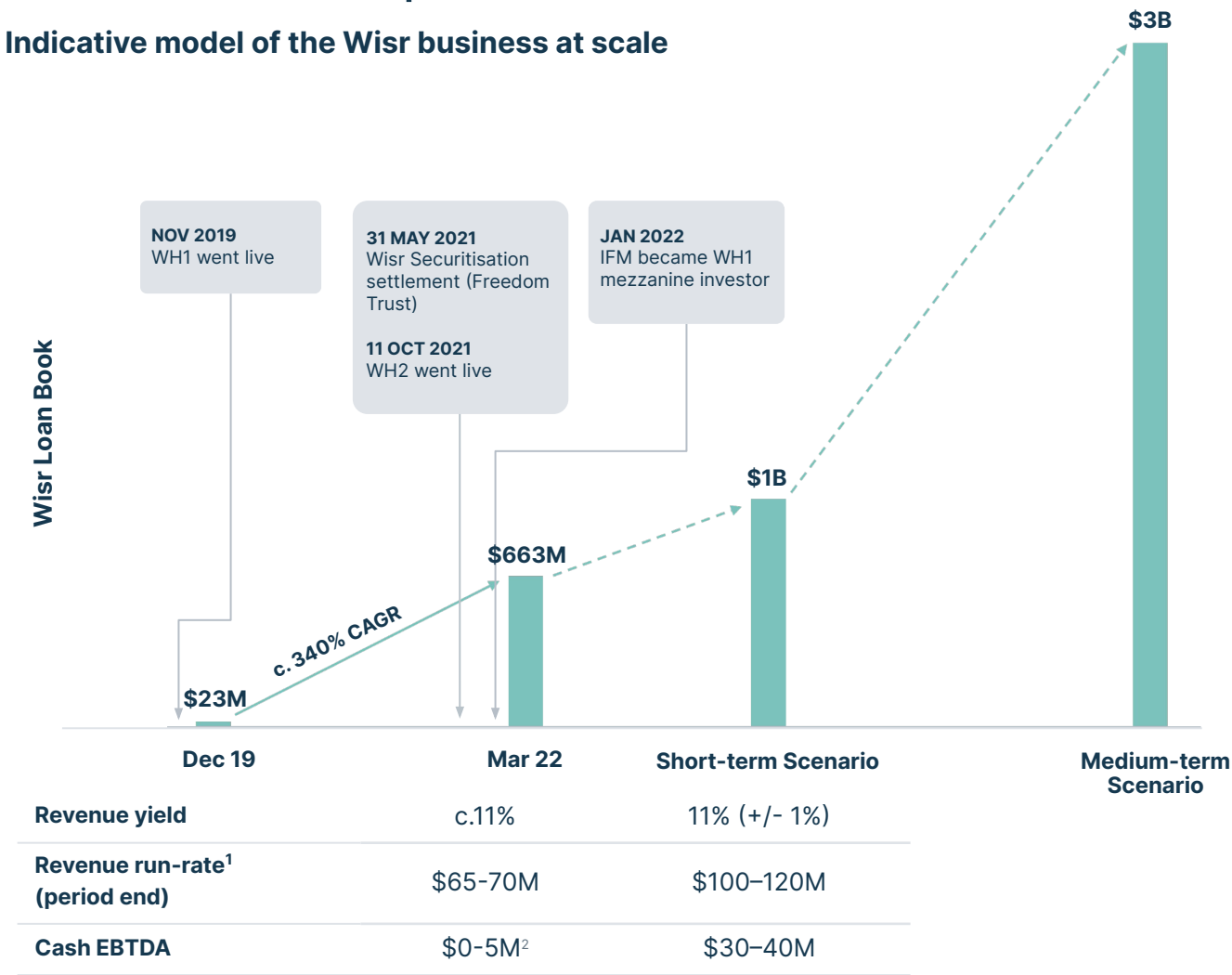


- Revenue**
163% revenue growth in H1FY22 vs H1FY21 on the back of 22 consecutive quarters of loan origination growth
- Core opex**
Opex related directly to the core personal and secured vehicle loan business
- Growth Opex**
Predominantly consists of investment into the Wizr Financial Wellness Platform and preliminary investment into new product innovation
- Other**
Includes one-off material Olympic Games Tokyo campaign spend, Public Company costs and other one-off items
- Non-cash**
Includes ECL provision, share based payments and depreciation



WISR IS FOCUSED ON ACHIEVING A LOAN BOOK WELL BEYOND \$1B

Indicative model of the Wizr business at scale



	\$1B	\$3B	% of Loan Book
Revenue	\$100-120M	\$300-360M	10-12%
Finance costs	\$20-30M	\$60-90M	2-3%
Loan losses	\$10-15M	\$30-45M	1-1.5%
Net Interest Margin	\$70-75M	\$210-225M	7-8%
Opex	\$35-45M	\$80-90M	3-4%
Cash EBTDA	\$30-40M	\$120-140M	3-4%

¹Annual extrapolation of monthly data. ²Cash EBTDA excludes Q1FY22 marketing spend (including material one-off Olympic Games Tokyo campaign spend)
Disclaimer: This is not a forecast. This analysis shows an indicative scenario of the economics of the Wizr core business extrapolated to scale. Indicative economics are illustrative only and may vary due to a range of assumptions and variables.



INDICATIVE QUARTERLY GROWTH TO GET TO \$1B LOAN BOOK^

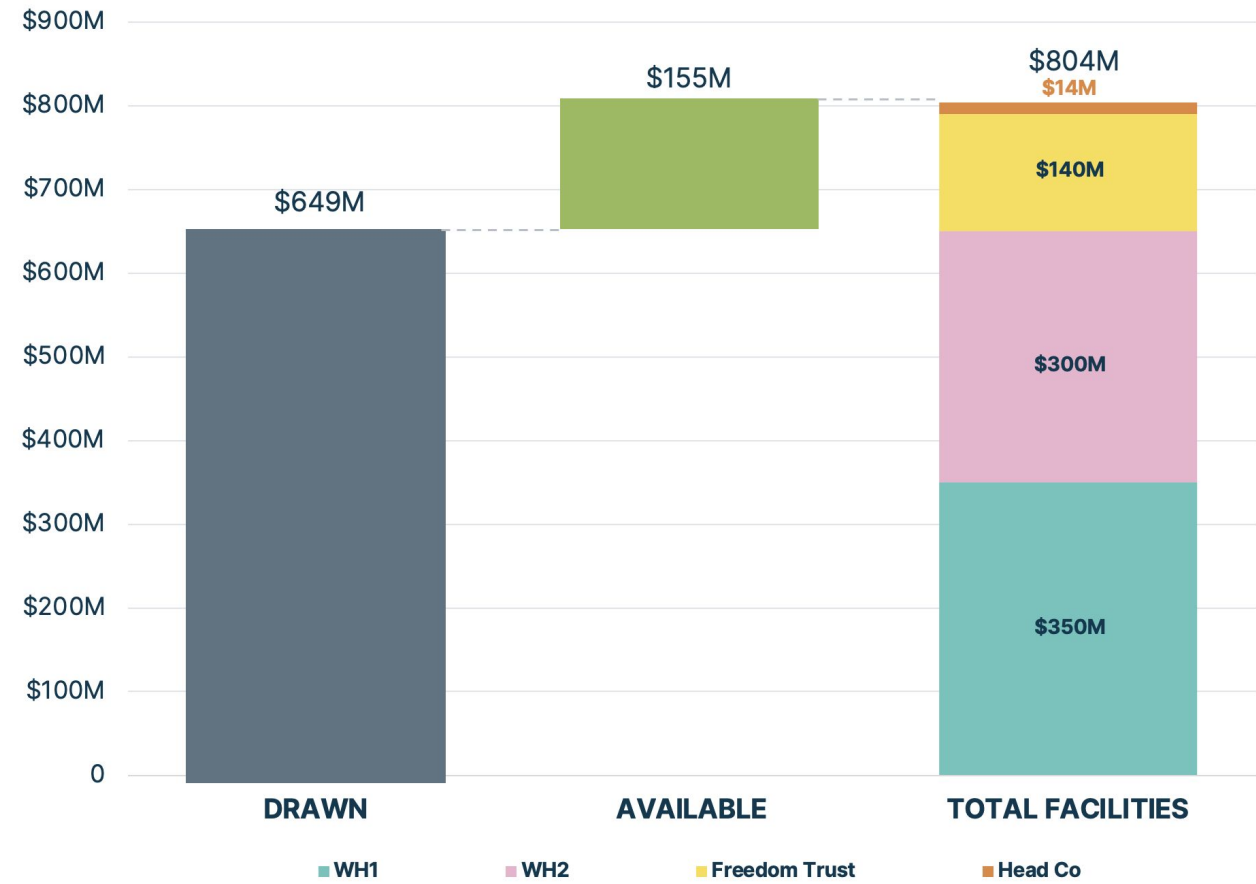
	Mar-2022	Jun-2022	Sep-2022	Dec-2022	Mar-2023	Jun-2023
0% QonQ growth	\$663M	\$769M	\$867M	\$958M	\$1,041M	\$1,118M
5% QonQ growth	\$663M	\$777M	\$891M	\$1,004M	\$1,118M	\$1,232M
10% QonQ growth	\$663M	\$785M	\$915M	\$1,054M	\$1,203M	\$1,364M
15% QonQ growth	\$663M	\$793M	\$940M	\$1,107M	\$1,297M	\$1,514M

^Monthly repayment rate of 2.5%



STRONG FUNDING PLATFORM

- WH1 has \$350.0M of committed funding and an undrawn capacity of \$56.0M
 - Increase to \$450.0M commitment well progressed along with ABS transaction
- Freedom Trust represents Wiser's inaugural ABS transaction
- WH2 has increased from \$225.0M to \$300.0M of committed funding and an undrawn capacity of \$91.9M
- The Head Co Loan commitment has reduced from \$21.5M to \$14.0M given the strong balance sheet position. \$6.5M was drawn upon inception
- Wiser expects to undertake further ABS transactions in 2022, creating additional funding capacity within WH1 and WH2
- The senior funder is National Bank Australia ("NAB"); IFM has replaced AOFG as a mezzanine funder in the WH1. In WH1, IFM sits alongside the existing mezzanine funder MA Financial Group





WISR IS WELL PLACED IN AN EVOLVING INTEREST RATE ENVIRONMENT

Economists expect the RBA to raise interest rates at some stage after the Federal election. Illustrative modelling based on the Freedom Trust deal economics shows WISR is well placed and has mitigants to respond to anticipated BBSW changes.

CURRENT SCENARIO

WISR lends to borrowers at fixed rates and borrows from funders at fixed rates plus 30 day Bank Bill Swap Rate (BBSW). BBSW is a widely used market-based rate that changes daily, often in line with the RBA Cash Rate.

WISR has a formal BBSW hedging program, as the diagram below shows. Should BBSW increase, hedging is in place to protect funders and WISR, i.e. there will be no impact on existing loans.

Hedging allows WISR to pay fixed monthly BBSW and for funders to receive floating BBSW on a principal amount linked to the projected loan book balance of the Freedom Trust (or equivalent).



FUTURE SCENARIO

The illustrative modelling below using the Freedom Trust highlights the ability for WISR to absorb future BBSW increases and still earn a very healthy Net Interest Margin (NIM). Going forward, WISR has multiple levers to preserve an attractive NIM, including increasing interest rates on new loans and increasing gross yield based on WISR's credit risk appetite.

	Current BBSW [^]	BBSW + 0.5%	BBSW + 1.0%
WISR gross yield	11.7%	11.7%	11.7%
Less: Interest margin expense	1.5%	1.5%	1.5%
Less: BBSW	0.4%	0.9%	1.4%
Less: Loan book losses	1.5%	1.5%	1.5%
NIM	8.3%	7.8%	7.3%

Disclaimer: This is not a forecast. The data represents an indicative scenario of the economics of the Freedom Trust. Indicative economics are illustrative only and may vary due to a range of assumptions and variables
[^]Based on assumptions at Freedom Trust inception.



OPTIMISING CREDIT DECISIONING

PROPRIETARY DATA ALGORITHM **WISR SCORE** LAUNCHED IN FEBRUARY 2022

With \$1B in loans now written, Wizr has significant customer data to optimise and internalise our lending engine and risk-return profile. Through the launch of our proprietary credit score platform and algorithm, the **Wizr Score**, we will be able to take more market share and make smarter, faster and more profitable decisions.

Utilising advanced data analytics, the Wizr Score will drive significantly better outcomes for Wizr in the coming years as it delivers: faster decisions, a more scalable business, a better customer experience, a **better risk-adjusted portfolio and a more profitable business**.





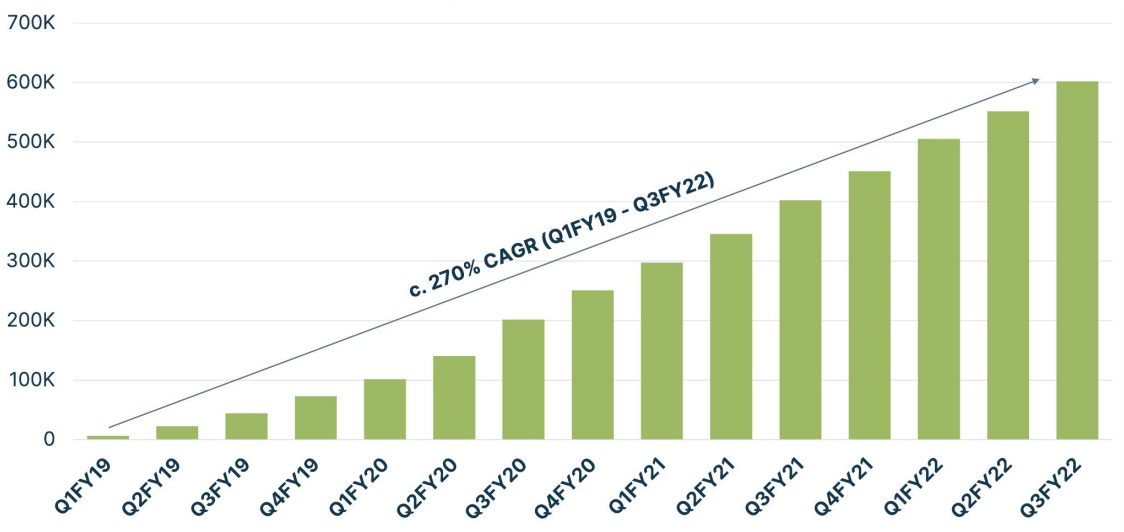
WISR FINANCIAL WELLNESS PLATFORM A STRONG GROWTH CHANNEL

WISR'S UNIQUE PLATFORM FUELING FUTURE GROWTH

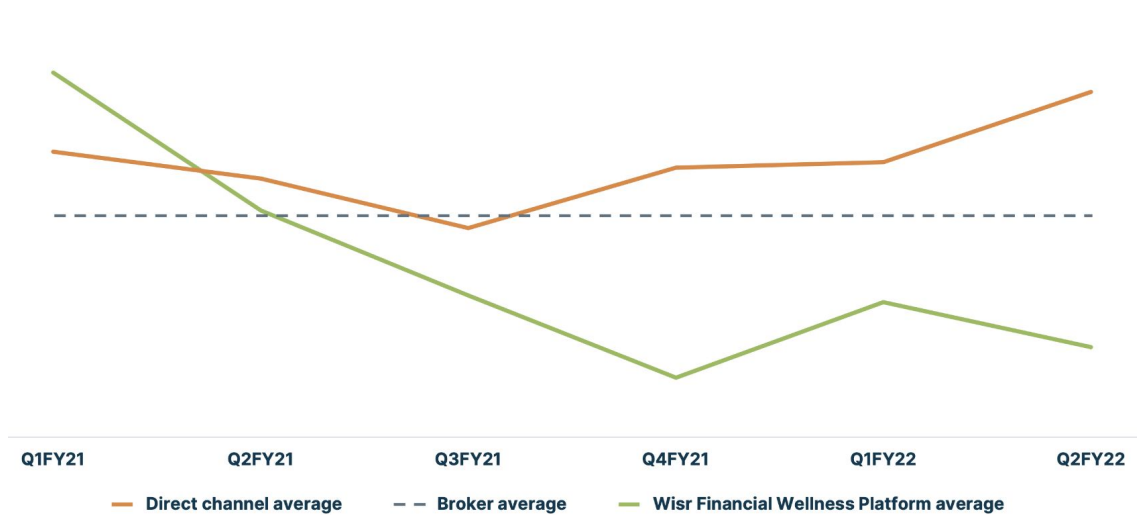
Strong customer growth achieved via the Financial Wellness Platform.

As at 31 December 2021, the Financial Wellness Platform was 68% more cost effective as a loan acquisition channel compared to direct and broker channel averages.

WISR Financial Wellness Platform profiles



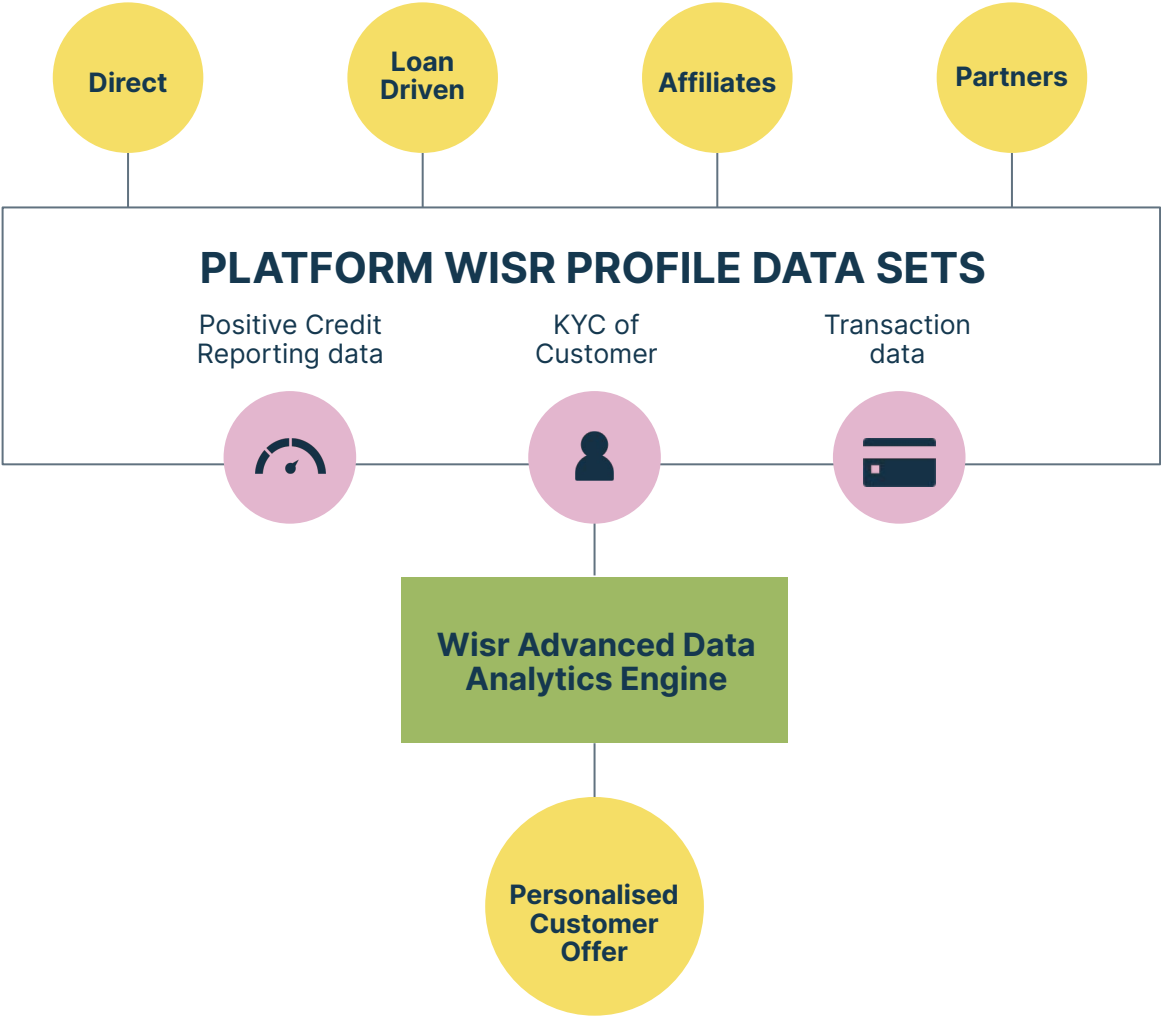
Customer acquisition cost by channel group





THE FINANCIAL WELLNESS PLATFORM DRIVES HIGHLY TARGETED AND PERSONALISED LENDING OFFERS

With a clear path to over a million profiles, this platform is a powerful asset providing differentiation, competitive advantage, and scalability through reduction in lending customer acquisition costs.

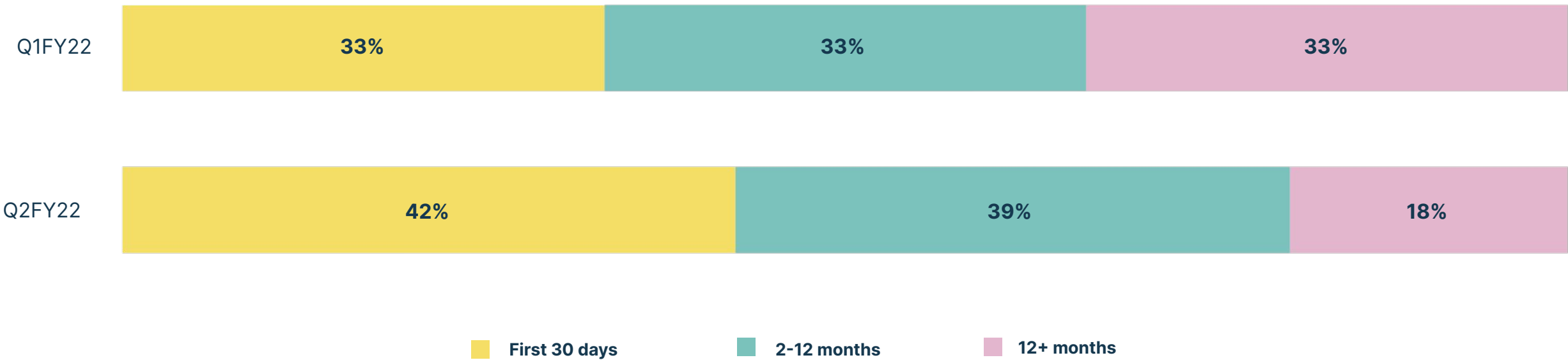




THE FINANCIAL WELLNESS PLATFORM IS A VALUABLE ASSET FOR LOAN CONVERSION

Conversion into loans happens throughout the user lifecycle

Average time to convert to a loan



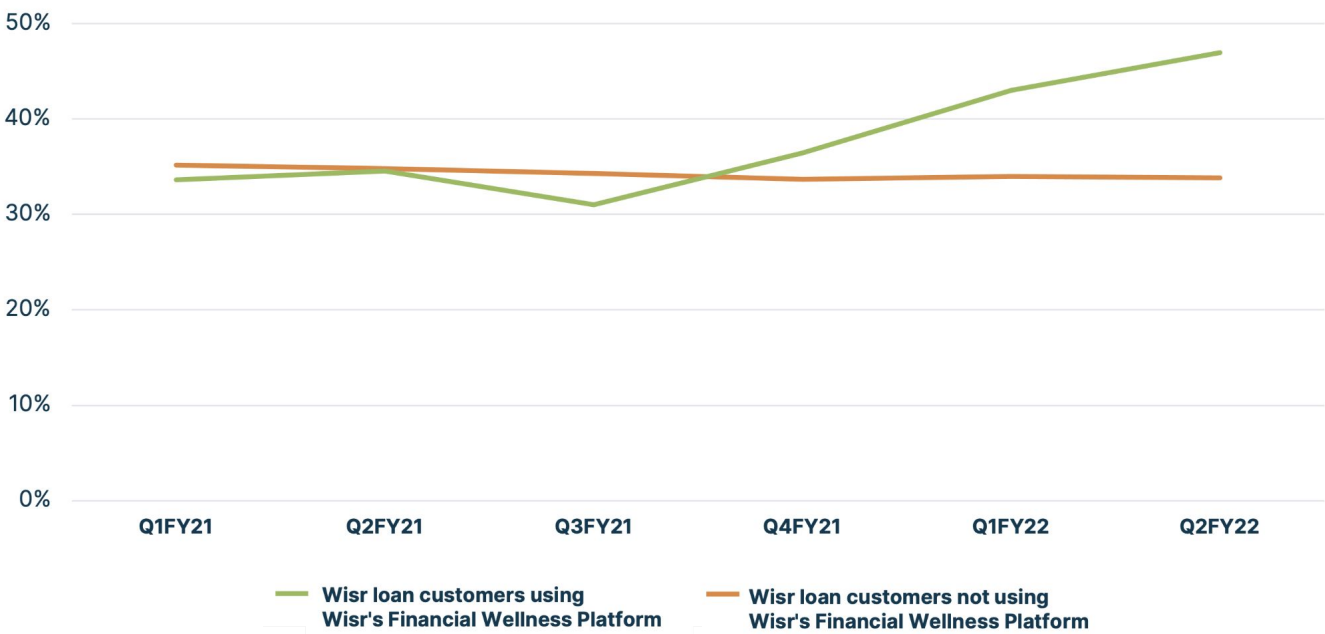


PROVING THE WISR MODEL DIFFERENCE

OUR FINANCIAL WELLNESS PLATFORM ALSO PROVIDES GENUINE BENEFITS FOR OUR LOAN CUSTOMERS

When WISR loan customers engage with WISR’s Financial Wellness Platform, as at 31 December 2021, 47% make regular prepayments, paying off their loans sooner, compared to 34% of non-users. This outcome provides a unique competitive advantage in the market when attracting customers to WISR over its competitors. WISR is the only personal loan provider in Australia with this offering.

% of open WISR loan accounts with prepayments






AND WE WON'T STOP

WE WILL CONTINUE TO INNOVATE

Significantly more features are on the way on the Wizr Financial Wellness Platform, making use of the unique positioning and data we have:

- Innovative new features on the platform
- More use of the data sets we have for optimisation for customers and Wizr
- A broader set of solutions beyond debt management
- Exploring new commercialisation models and revenue streams from the platform





WISR HAS NEVER BEEN IN A STRONGER POSITION

STRONG AND SAFE GROWTH

\$663M Loan Book heading to \$1B, Q3FY22 revenue up 106% on the back of 23 consecutive quarters of loan growth

QUALITY LOAN BOOK

On-balance sheet arrears less than 1% (0.92%), decrease in provisioning over time, Big 4 backed, global and tier one credit fund investors, the introduction of IFM as funding partner

POSITIVE OPERATING CASH-FLOW

Continued improvement in operational leverage generated the second consecutive positive operating cash-flow quarter (Q3FY22)

WELL CAPITALISED FOR \$1B LOAN BOOK AND BEYOND

\$58.5M cash balance; includes \$23.3M unrestricted cash; in addition, there were \$19.5M liquid loan assets as at 31 March 2022

UNIQUE STRATEGY

Over 601K Australians in proprietary Financial Wellness Platform, reduces customer acquisition cost, drives loan conversion, improves customer financial wellbeing and opens up new revenue models

THANK YOU



ABN 80 004 661 205
1300 992 007

Level 4, 55 Harrington St,
The Rocks, NSW 2000