



Tinybeans Group Ltd


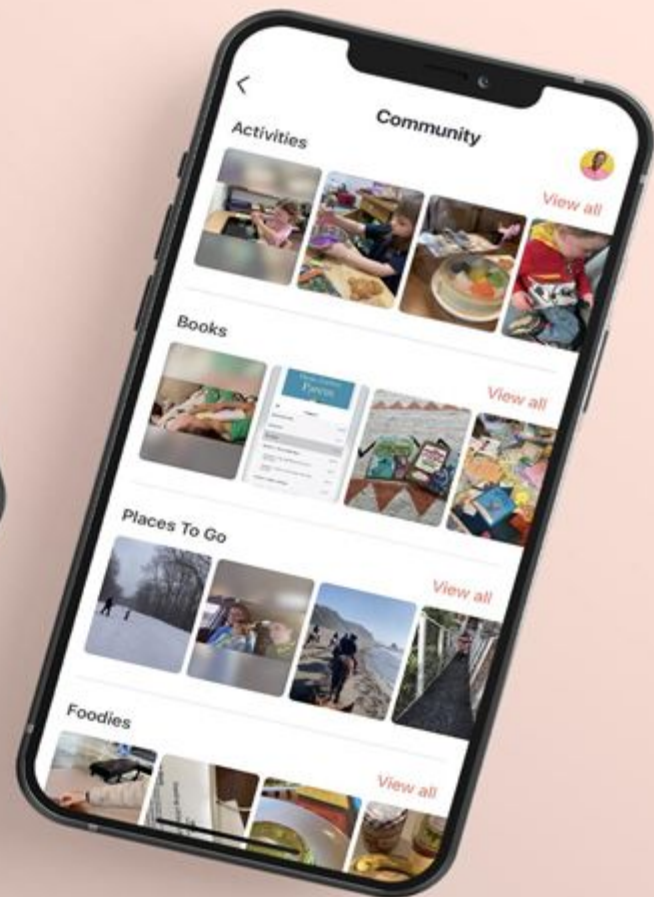
The #1 Trusted Parenting Platform

(ASX: TNY; OTCQX: TNYZF)

Investor Presentation
Fiscal Third Quarter 2021 Review

April 2021

Unless otherwise noted, all amounts are in AUD



Tinybeans at a glance!

THE #1 DIGITAL PARENTING PLATFORM

- Company strategy is to grow recurring subscription revenues complemented with increasing advertising revenues from brands
- Operational Revenues in Q3 increased 58% to \$2.0M pcp, Advertising revenue increased 66% to \$1.6M pcp; subscription revenues increased 6% to \$284k pcp; E-Commerce revenue increased 45% to \$83k compared to previous quarter, Monthly Active Users (MAU) increased 21% to 4.2M pcp
- Cash balance of \$3.3M as at March 31, 2021
- Outlook: Forward contracted revenues reached \$3.2M, supporting a record revenue forecast in Q4-FY21



24k Paying Subscribers



88% 12 month Subscriber Retention



Over 120k+ 5 Star reviews across iOS and Android App Stores



#1 Parenting App in the U.S.*



* As defined by being a parenting app (advertising and subscriptions based) in the top sites in the U.S. from ComScore.com

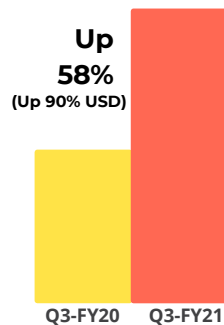
MAJOR GROWTH DRIVERS

VACCINATION DRIVEN RECOVERY IN U.S.

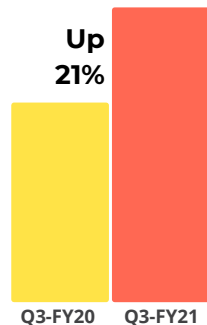
STRUCTURAL SHIFT WITH ONLINE ADVERTISING

IMPENDING LAUNCH OF NEW SUBSCRIPTIONS

\$2.0M Revenue



4.2M Monthly Active

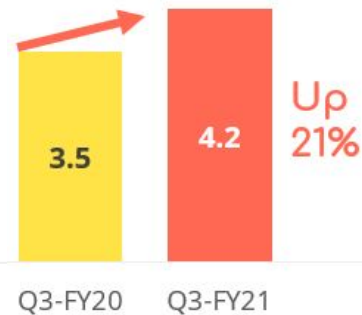


Strong Growth and Performance (\$M)


Sales Revenue



Monthly Active Users



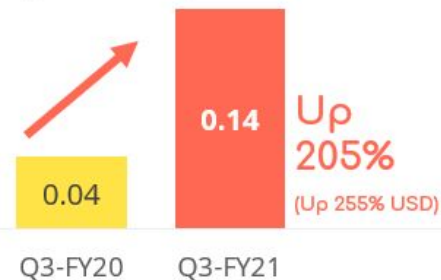
Advertising Revenue



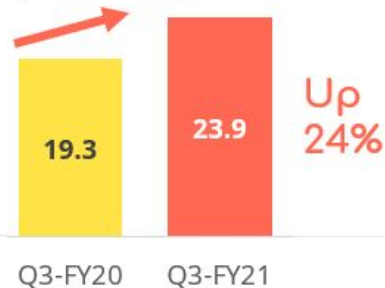
Subscription Revenue



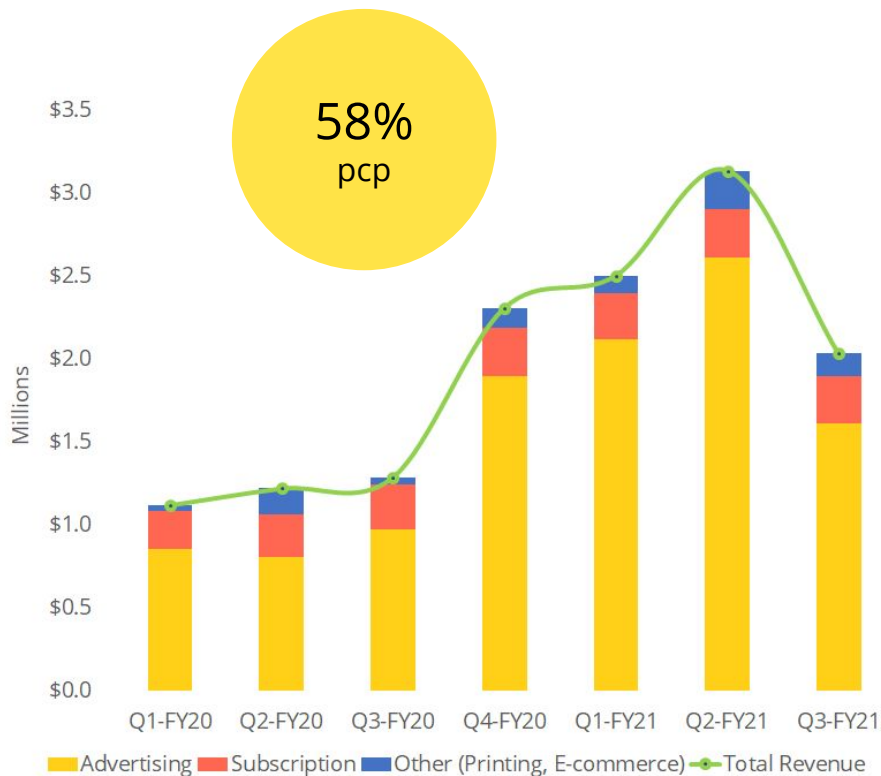
Other Revenue
(Printing/E-commerce)



Subscription Customers (K)



Revenue Growth



Google



KraftHeinz

Walmart



amazon

DOREL JUVENILE

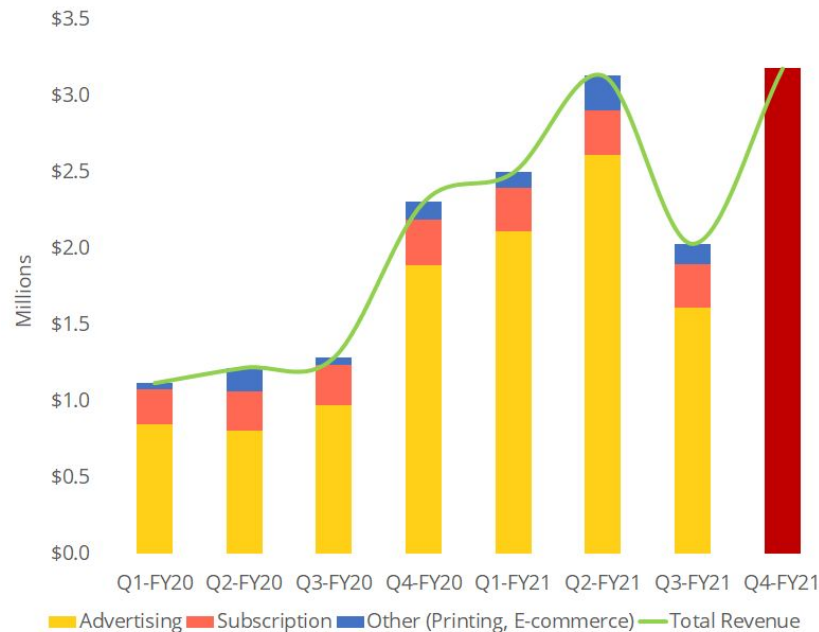
"Each year the program has gotten more successful. We want to build on that! Duplo achieved healthy metrics overall for the year and we attribute that to our partnership." Lego Client Team

	Q3-FY19	Q3-FY20	Q3-FY21	% Growth
Advertising Revenue	\$ 762,511	\$ 972,592	\$ 1,611,236	66%
Subscription Revenue	\$ 186,941	\$ 268,326	\$ 283,677	6%
Other (Printing & E-com)	\$ 42,630	\$ 44,524	\$ 135,873	205%
Total Revenue	\$ 992,082	\$ 1,285,441	\$ 2,030,786	58%

Forward Contracted Revenues

Q4-FY21 ON TRACK FOR RECORD REVENUE QUARTER

- As of Mar 31, Tinybeans has \$3.2M in forward contracts through the rest of calendar year 2021.
- This \$3.2M in forward contracts include \$2.6M in Direct Advertising and over \$630K in Premium Subscriptions. (without assumed auto-renewals)
- These revenues are related to signed contracts with Hills Science, Kraft-Heinz and many other brands that have committed to the platform for calendar 2021.
- Pipeline of brand partner opportunities has continued to develop strongly. The qualified pipeline (over 50% probability) for the next 60 days is over \$4M.



■ Q4-FY21 Revenues based on the forward contracted revenues are shown above.

Adjusted EBITDA

UNDERLYING EBITDA POSITIVE WITH INVESTMENTS TO DRIVE SCALE AND SIGNIFICANT GROWTH

- Tinybeans reported EBITDA (excluding discretionary growth investments) of \$293k.
- Product Growth investments continued at similar pace to the previous quarter.
- The operating cash burn of \$1.1M was elevated as a result of revenue offsets from seasonal advertising weakness. In Q3, team costs remained largely unchanged from Q2. We expect these costs to rise in Q4 as we ramp our investments across the brand, consumer revenues and marketing.
- Net cash balance was \$3.3M at March 31, 2021



	Q1-FY20	Q2-FY20	Q3-FY20	Q4-FY20	Q1-FY21	Q2-FY21	Q3-FY21
Revenue	\$ 1,117,375	\$ 1,218,479	\$ 1,285,441	\$ 2,305,235	\$ 2,499,207	\$ 3,133,835	\$ 2,030,786
Operating Costs	\$ 1,468,232	\$ 1,779,227	\$ 2,551,440	\$ 3,019,364	\$ 2,094,559	\$ 2,719,655	\$ 2,986,797
Growth Investments	\$ 202,798	\$ 533,861	\$ 210,777	\$ 385,142	\$ 774,384	\$ 933,064	\$ 904,662
EBITDA (net Growth Inv.)	\$ (350,858)	\$ (568,330)	\$ (765,767)	\$ (281,752)	\$ 442,558	\$ 808,855	\$ 292,802

Our Journey so far

AND WE'RE JUST GETTING STARTED

2021

Building a more comprehensive platform to meet more parents' everyday needs - all in one app and under one subscription

2012-2019

Built out an incredible platform that parents loved and spread word of mouth, which drove strong organic user growth.

2021+Beyond

Continued investment in advertising partnerships and consumer subscription services with commerce and marketplace on the horizon!

2020

Acquired Red Tricycle, a beloved parent-focused digital media platform expanding our age 6-12 content library and empowering our launch of new features, such as curated Apple Guides

2012

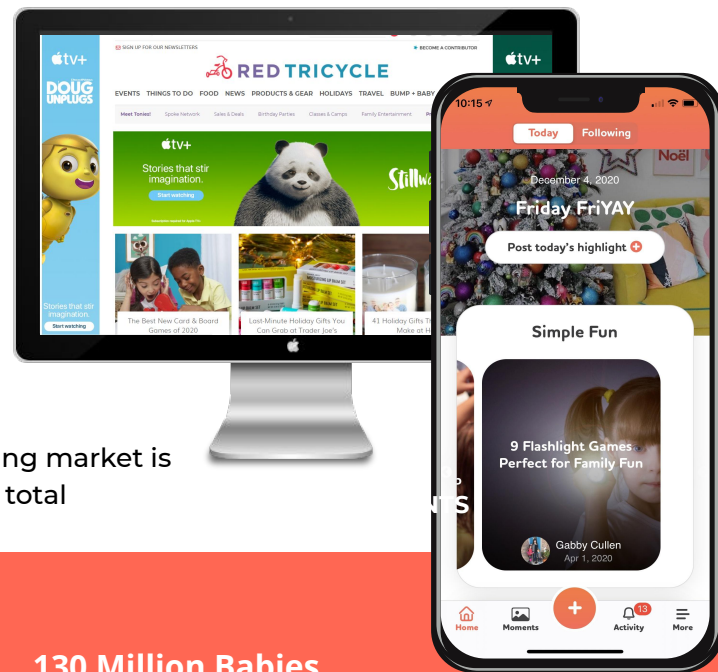
Founded and launched Tinybeans, a secure family photo sharing app targeted towards families with children age six and under

Massive Addressable Market

72 Million Millennials; biggest generation ever—and can't live without digital solutions*

Parents of kids <18 drive the U.S. economy, +37% v families without kids

\$110B digital advertising market is first time over 50% of total



\$587 Billion

The U.S. is the second largest market for eCommerce with revenue of US\$587 billion in 2019.***



130 Million Babies

130 million babies are born every year, 3.8M in the U.S.

Our Audience

OUR USERS ARE RAISING CONFIDENT TINY HUMANS

33.2

Median parent age

57%

2+ kids in HH

55%

HHI \$100K+

71%

Working parents

70%

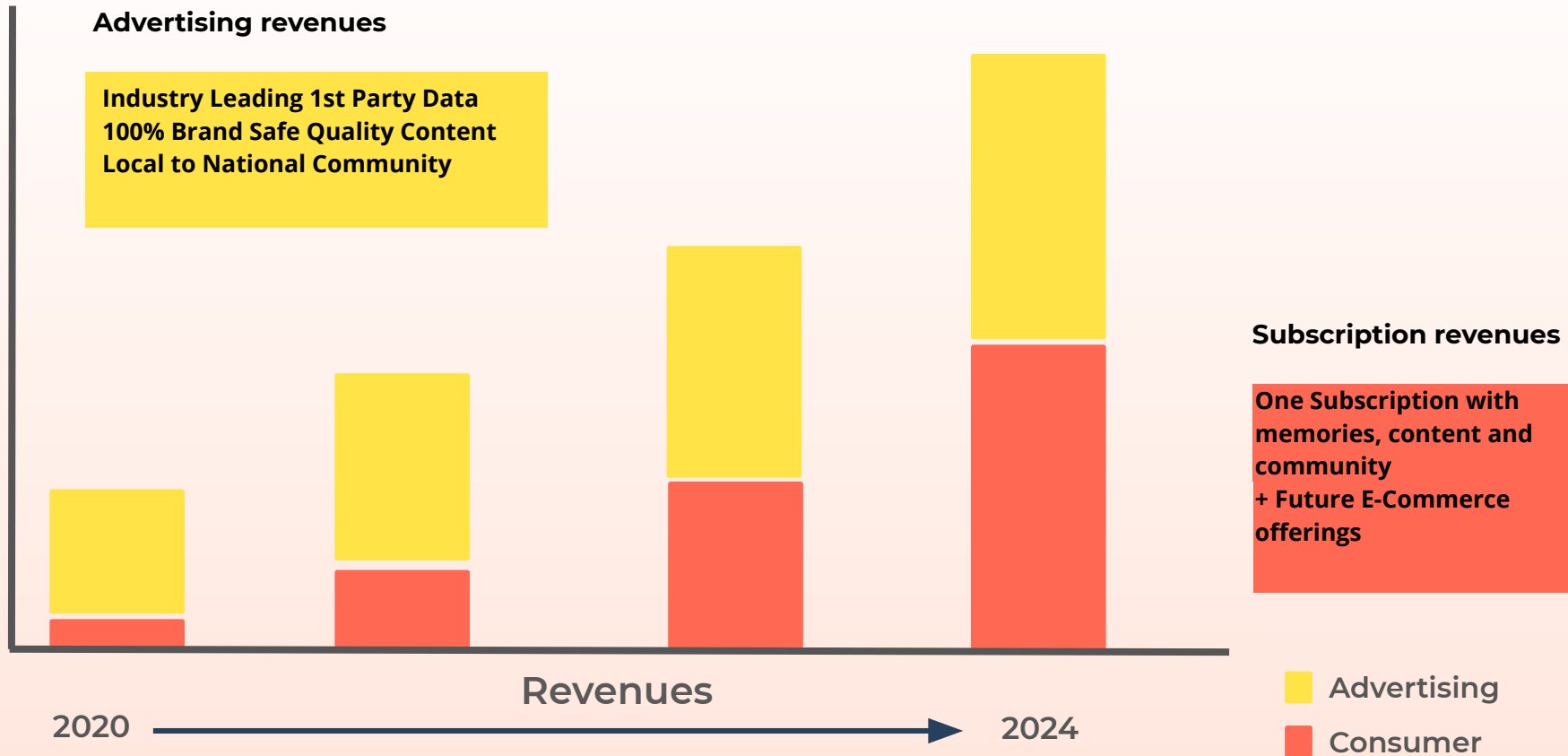
Plan to increase spending
within 3-6 months



Source: Tinybeans Insights Lab



Scaling Multiple Revenue Streams



Launching new products to drive consumer revenue

INCREASING RECURRING REVENUES



Upgraded

Memories

A lifetime of memories that are stored safely and privately shared with your loved ones.



Launched April

Premium Content

Tailored content to the parents and childrens' life stage (location) in their inbox weekly



Launched April

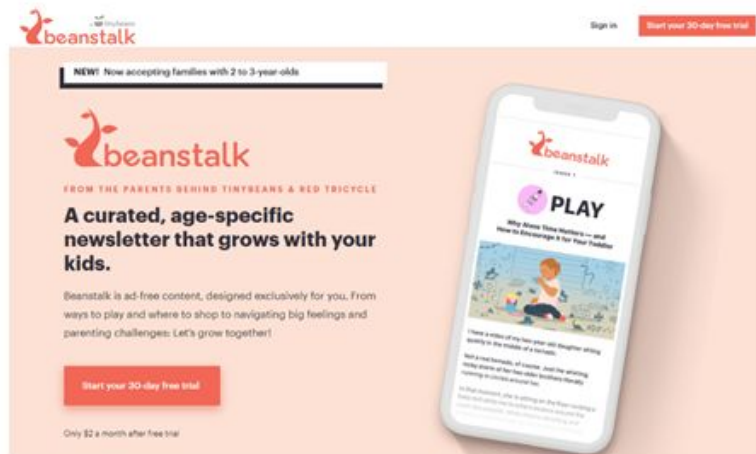
Community

The fastest way for parents to discover relevant advice and inspiration for their family.

I want to find local moms who have done it all already so I can spend less time researching and more time with my kids.

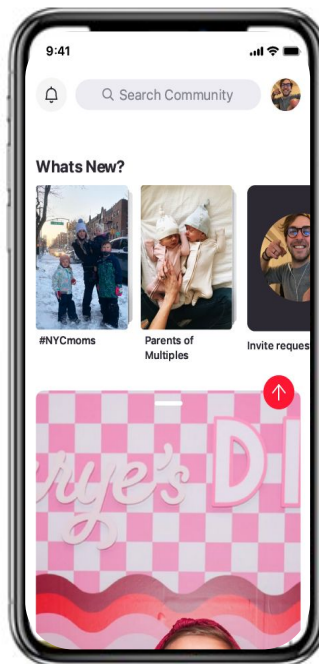
-Heather, Mother of a 3 year old, Dayton OH

Product Strategy



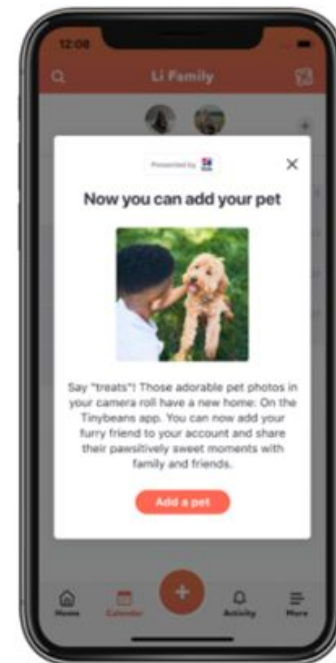
CONTENT

Tailored and recommended content



COMMUNITY

A video-first parent community



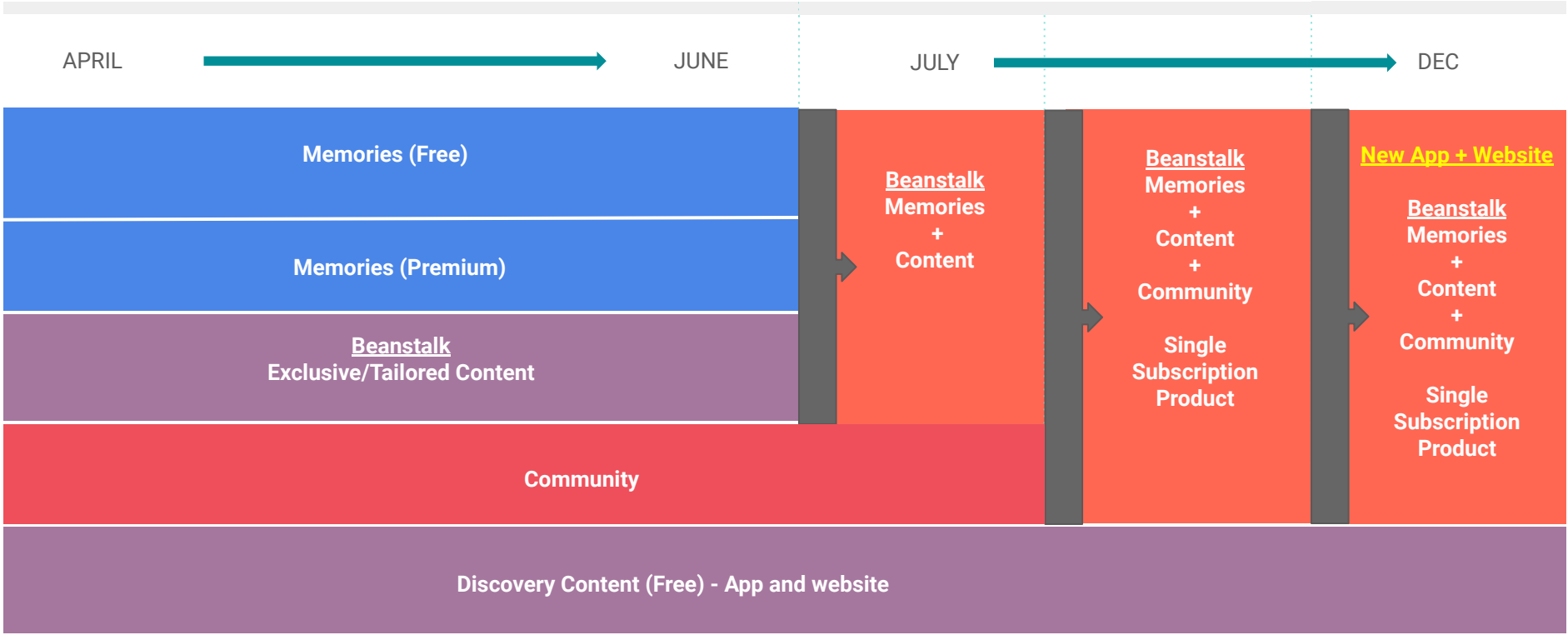
PET PARENTING

Appealing to all Families

Parents want fast access to answers, insights + experiences from like minded people. Connecting Parents to parents. Because time is a parent's most precious resource.

Future Subscription Revenues

SINGLE SUBSCRIPTION INCORPORATING MEMORIES, CONTENT AND COMMUNITY



FY21 Key Execution Priorities

SOLID PROGRESS THROUGH THE FIRST 3 QUARTERS

	World Class Sales	<ul style="list-style-type: none"> During Q3, the team continued to drive business development efforts with new and existing brands as budgets were issued through the calendar year. The sales success in Q3 was evidenced by growth in advertising contracts that span the rest of calendar 2021. Proven with over \$2M in new contracts sold in the last 60 days alone. Launched an upgraded salesforce platform across the sales team to drive performance and top line revenues. 		<u>Success Metrics:</u>
	Marketing	<ul style="list-style-type: none"> Beanstalk, the recently launched premium content subscription product, is being tested with parents of 2-3-year-olds. The platforms saw a 20% increase in active users year-over-year. E-commerce Revenues increased 45% over the previous quarter and continues to grow nicely. 		Ad Revenue Partner Retention & Growth
	Product	<ul style="list-style-type: none"> Launched Community in beta across a selection of users. Community features a video first experience where parents can post and share experiences to help them in parenthood. Introduced a new public profile where users may review and edit their posts, as well as manage their profile settings. Currently available only to users in the Community Beta. 		User Growth and Retention
	Technology	<ul style="list-style-type: none"> Major Community release with 3X improvement in video loading and uploading. Began to build-out machine learning technical stack for predictive analytics and personalisation. Further work around security and server infrastructure to optimize cost utilization. 		Operation Margin and Scalability
	People	<ul style="list-style-type: none"> Recruited Chris Motsay as CFO in April 2021 to lead finance and operations. Recruited Allison Musmand as CMO in January 2021 to lead the brand and consumer revenues. With vaccinations being rolled out across the U.S., the Company began to formally transition to a hybrid work environment. The Company's head office in NY is currently supported with remote work. 		Employee Engagement



TRUSTED BRAND

Tinybeans and Red Tricycle are much loved parenting brands with trust and loyalty driving YoY retention. World class Net Promoter Score of over 70.




GROWING AUDIENCE

Value proposition for the platform broader than just photo sharing or generic content. Organic user growth will scale as more tailored features get enabled for parents.



MARKET LEADING PLATFORM

Clear and robust product strategy that addresses many unmet needs for parents across community, content and commerce. Integrated into a single subscription product for parents.



SCALING DIVERSIFIED REVENUE STREAMS

Combining our trusted brands, enriched value proposition, world class technology and deep domain expertise places us in the winning position to drive accelerated growth.





Thank you!


Eddie Geller

Chief Executive Officer // TINYBEANS



Appendix

LEADERSHIP TEAM



Eddie Geller
Chief Executive
Officer



Allison Musmand
Chief Marketing
Officer



Kyle Martin
Chief Product
Officer



Chris Motsay
Chief Finance
Officer



Nina Lawrence
Chief Revenue
Officer



Mark Wunsch
Chief Technology
Officer

Corporate Information

25 W 36th St, 5th Floor
New York, NY 10018
www.tinybeans.com
investors@tinybeans.com

DISCLAIMER

This presentation is provided for information purposes only. The information in this presentation is in a summary form, does not purport to be complete and is not intended to be relied upon as advice to investors or other persons. The information contained in this presentation was prepared as of its date, and remains subject to change without notice. This presentation has been provided to you solely for the purpose of giving you background information about Tinybeans Group Ltd (“**Tinybeans**”).

No representation or warranty, express or implied, is made as to the accuracy, reliability, completeness or fairness of the information, opinions and conclusions contained in this presentation. Neither Tinybeans, its related bodies corporate, shareholders or affiliates, nor any of their respective officers, directors, employees, related bodies corporate, affiliates, agents or advisers makes any representations or warranties that this presentation is complete or that it contains all material information about Tinybeans or which a prospective investor or purchaser may require in evaluating a possible investment in Tinybeans or acquisition of shares. To the maximum extent permitted by law, none of those persons accept any liability, including, without limitation, any liability arising out of fault or negligence for any loss arising from the use of information contained in this presentation or in relation to the accuracy or completeness of the information, statements, opinions or matters, express or implied, contained in, arising out of or derived from, or for omissions from, this presentation. Tinybeans has not independently verified any of the contents of this presentation (including, without limitation, any of the information attributed to third parties). No person is under any obligation to update this presentation at any time after its release to you.

Certain statements in this presentation may constitute forward-looking statements or statements about future matters that are based upon information known and assumptions made as of the date of this presentation. Forward looking statements can generally be identified by the use of forward looking words such as, “expect”, “anticipate”, “likely”, “intend”, “should”, “could”, “may”, “predict”, “plan”, “propose”, “will”, “believe”, “forecast”, “estimate”, “target” and other similar expressions within the meaning of securities laws of applicable jurisdictions. Indications of, and guidance or outlook on, future earnings or financial position or performance are also forward looking statements. These statements are subject to internal and external risks and uncertainties that may have a material effect on future business. A summary of some of the key risks of Tinybeans business is set out in the appendix. Actual results may differ materially from any future results or performance expressed, predicted or implied by the statements contained in this presentation. As such, undue reliance should not be placed on any forward looking statement. Past performance is not necessarily a guide to future performance. Nothing contained in this presentation nor any information made available to you is, or shall be relied upon as, a promise, representation, warranty or guarantee, whether as to the past, present or future.

This presentation is not, and does not constitute, an offer to sell or the solicitation, invitation or recommendation to purchase any securities in Tinybeans and neither this presentation nor any of the information contained herein shall form the basis of any contract or commitment. In particular, this presentation does not constitute an offer to sell, or a solicitation of an offer to buy, any securities in the United States.

This presentation may not be reproduced or redistributed to any other person. All references to dollars, cents or \$ in this presentation are to Australian currency, unless otherwise stated.

In receiving this presentation, each recipient agrees to the foregoing terms and conditions.