



21 June 2023

ASX:MM8

## Gold Coast Investment Showcase

Medallion Metals Limited's Managing Director, Paul Bennett, will be presenting at the Gold Coast Investment Showcase on 22 June 2023.

The presentation to be delivered is attached.

This announcement is authorised for release by the Company Secretary of Medallion Metals Limited.

-ENDS-

For further information, please visit the Company's website [www.medallionmetals.com.au](http://www.medallionmetals.com.au) or contact:

Paul Bennett  
Managing Director  
Medallion Metals Limited  
Phone: +61 8 6424 8700  
Email: [info@medallionmetals.com.au](mailto:info@medallionmetals.com.au)  
Suite 1, 11 Ventnor Avenue, West Perth WA 6005



**MEDALLION METALS**  
LIMITED

# Capitalising on Critical Mass

## Gold Coast Investment Showcase

---

Investor Presentation  
21 June 2023

**ASX: MM8**



[medallionmetals.com.au](https://medallionmetals.com.au)

# Important Notices



**Nature of Document:** This presentation has been prepared and issued by Medallion Metals Ltd (**Company**) to provide general information about the Company. The information in this document is in summary form and should not be relied upon as a complete and accurate representation of any matters that a reader should consider in evaluating the Company. While management has taken every effort to ensure the accuracy of the material in this presentation, the Company and its advisers have not verified the accuracy or completeness of the material contained in this presentation.

**Not an offer:** This presentation and its contents are not an invitation, offer, solicitation or recommendation with respect to the purchase or sale of any securities in the Company in any jurisdiction and must not be distributed, transmitted, or viewed by any person in any jurisdiction where the distribution, transmission or viewing of this document would be unlawful under the securities or other laws of that or any other jurisdiction. This presentation is not a prospectus or any other offering document under Australian law (and will not be lodged with the Australian Securities and Investments Commission) or any other law.

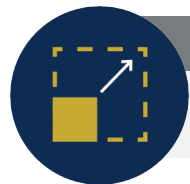
**Not financial product advice:** Neither the Company nor any of its related bodies corporate is licensed to provide financial product advice in respect of the Company's securities or any other financial products. You should not act and refrain from acting in reliance on this presentation. Nothing contained in this presentation constitutes investment, legal, tax or other advice. This presentation does not take into account the individual investment objectives, financial situation and particular needs of Company shareholders. Before making a decision to invest in the Company at any time, you should conduct, with the assistance of your broker or other financial or professional adviser, your own investigation in light of your particular investment needs, objectives and financial circumstances and perform your own analysis of the Company before making any investment decision.

**Forward looking statements:** This presentation contains forward-looking information about the Company and its operations. In certain cases, forward-looking information may be identified by such terms as "anticipates", "believes", "should", "could", "estimates", "target", "likely", "plan", "expects", "may", "intend", "shall", "will", or "would". These statements are based on information currently available to the Company and the Company provides no assurance that actual results will meet management's expectations. Forward-looking statements are subject to risk factors associated with the Company's business, many of which are beyond the control of the Company. It is believed that the expectations reflected in these statements are reasonable but they may be affected by a variety of variables and changes in underlying assumptions which could cause actual results or trends to differ materially from those expressed or implied in such statements. There can be no assurance that actual outcomes will not differ materially from these statements.

**Disclaimer:** No representation or warranty, express or implied, is made by the Company that the material contained in this presentation will be achieved or proved correct. Except for statutory liability which cannot be excluded, each of the Company, its directors, officers, employees, advisors and agents expressly disclaims any responsibility for the accuracy, fairness, sufficiency or completeness of the material contained in this presentation and excludes all liability whatsoever (including in negligence) for any loss or damage which may be suffered by any person as a consequence of any information in this presentation or any effort or omission therefrom. The Company will not update or keep current the information contained in this presentation or to correct any inaccuracy or omission which may become apparent, or to furnish any person with any further information. Any opinions expressed in the presentation are subject to change without notice.



# Value proposition



## BELT SCALE OPPORTUNITY

Multi-Million Ounce potential, Tier 1 Jurisdiction



## RESOURCE

1.6Moz AuEq @ 2.6g/t near surface, open



## DE-RISKED

Licences, Approvals, Infrastructure in place, PFS underway



## DRILLING PROGRAM

54,000m completed for resource growth and discovery



## OBJECTIVE

100kozpa for minimum 8 years<sup>1</sup> with upside



1. Refer to the Company's Prospectus lodged with ASX on 18 March 2021

# Corporate Overview



## Corporate structure (ASX: MM8)

at 16 June 2023

230.6m

Shares on issue

\$0.08

Share price

\$18.4m

Market cap

12.4m

Options

\$1.6m

Cash (31 Mar 2023)

\$4.0m

Debt

\$1.2m

Listed inv. (ASX: NIS)

\$20.3m

EV

\$12/oz

EV/Resource oz AuEq

### Leadership



#### John Fitzgerald Non-Executive Chair

Mr Fitzgerald has over 30 years' resource financing experience and is a Non-Executive Director of Northern Star Limited, a Non-Executive Chairman of Turaco Gold Limited.



#### Paul Bennett Managing Director

Mr Bennett is a Mining Engineer with an MBA who has 25yrs experience in the operation, development and financing of resource companies and projects.



#### Anthony (Tony) James Non-Executive Director

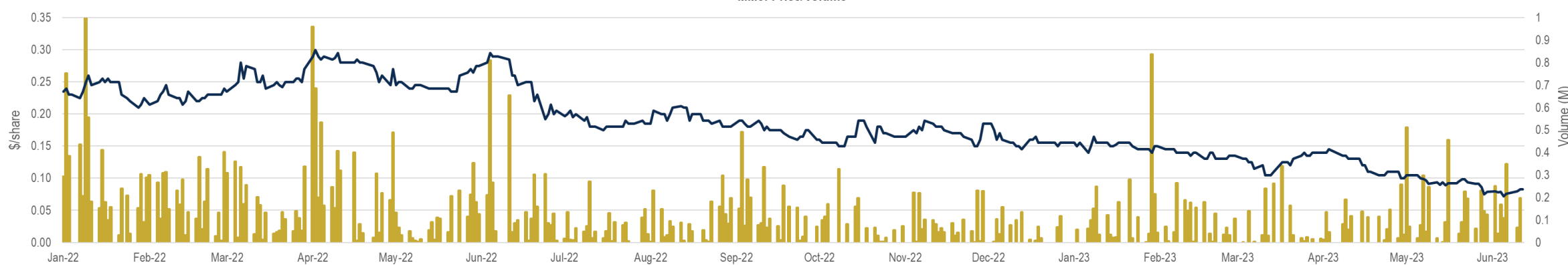
Mr James has over 30 years' mine operating and project development experience. He is currently the Managing Director of Galena Mining Ltd.



#### Ben Larkin Chief Financial Officer

Mr Larkin is a Chartered Accountant with more than 15 years' experience as a corporate and finance professional. Mr Larkin commenced his career in public practice before specialising in the natural resources sector in 2007.

MM8: Price/Volume

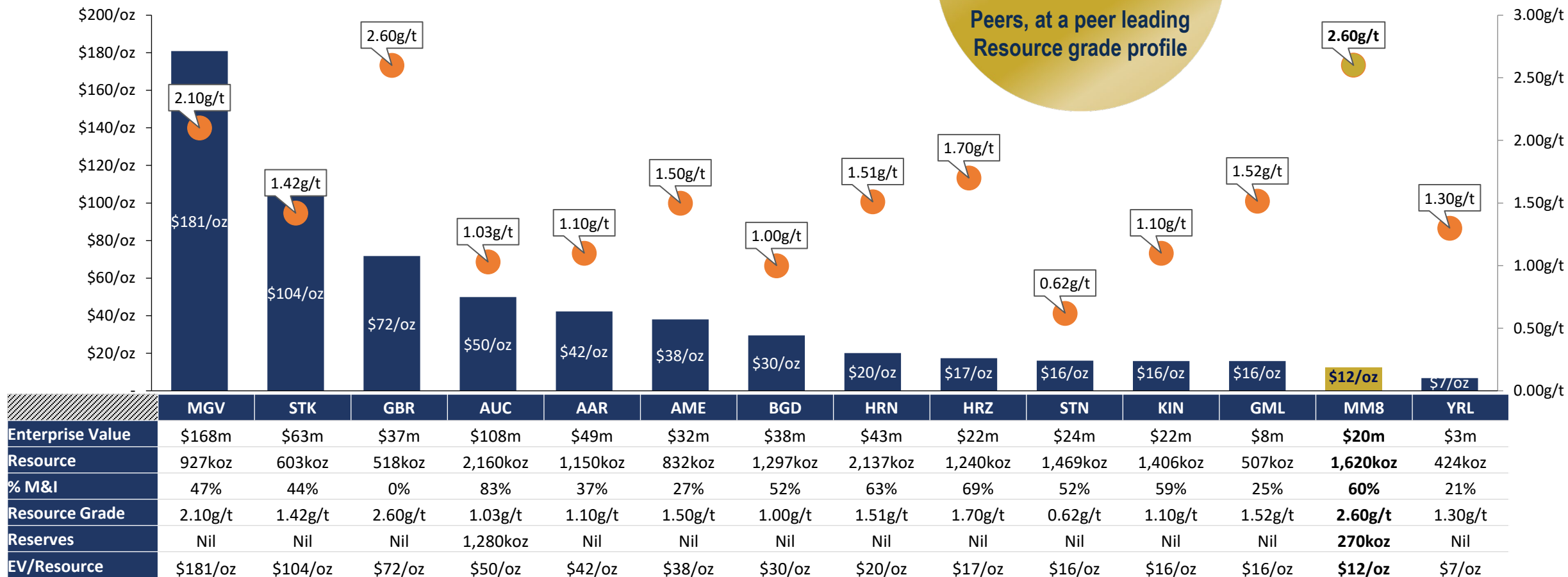


# Peer comparison



## EV/Resource (\$/oz) Select ASX Peers:

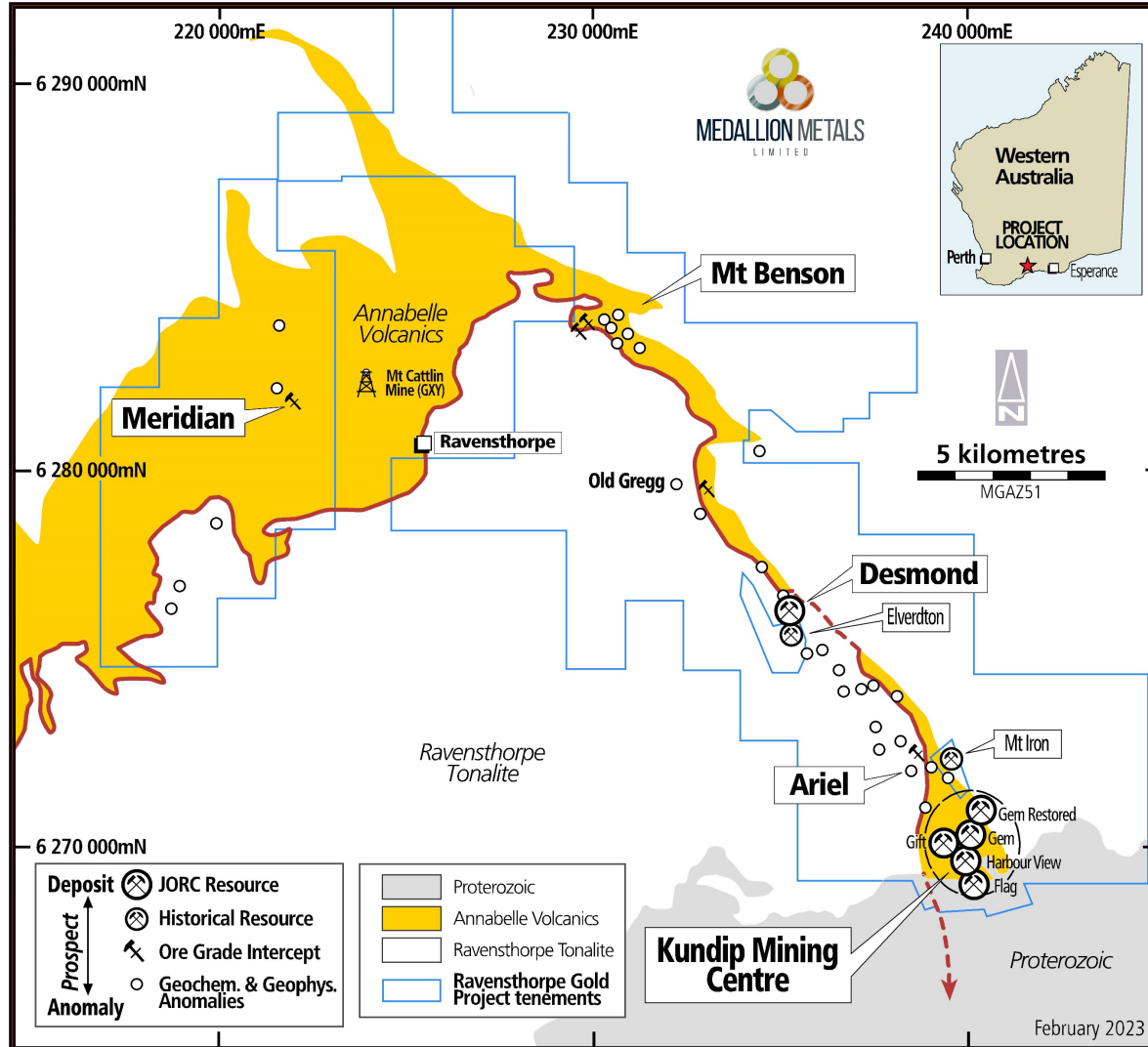
At \$12/oz (AuEq),  
Medallion provides  
significant value  
relative to ASX WA Gold  
Peers, at a peer leading  
Resource grade profile



# Ravensthorpe Gold Project – critical mass with upside



MM8 has the dominant landholding across the Annabelle Volcanics



- ▶ 40km of prospective stratigraphy
- ▶ 130koz Au and 20kt Cu metal produced
- ▶ Flotation field, 50:50 value split from Au/Cu
- ▶ South of RGP, Archaean dips beneath Proterozoic and is untested (Homestake, Boddington)

## 2021-22 Drilling | 54,000m RC & DDH

- ▶ 48,500m resource extensional (Kundip Mining Centre)
- ▶ 5,500m regional (Meridian, Ariel, Old Gregg)
- ▶ MQ21 listing to DQ22, \$18M spend<sup>1</sup>, **78% in the ground**
- ▶ Exc. debt service/fees, 83% in the ground
- ▶ Committed to maximizing investment in the assets

(1: refer to Medallion December 2022 Quarterly Report, Appendix 1 for further details)

# Focus & Investment by MM8



**BARRICK**

Discover Trilogy in 1997, targeting Boddington analogy. Proterozoic focus.



Tectonic acquire Barrick's share of JV. RAV8 operating to 2007. Trilogy DFS in 2011.



Competing priorities, RGP sidelined



**MEDALLION METALS LIMITED**

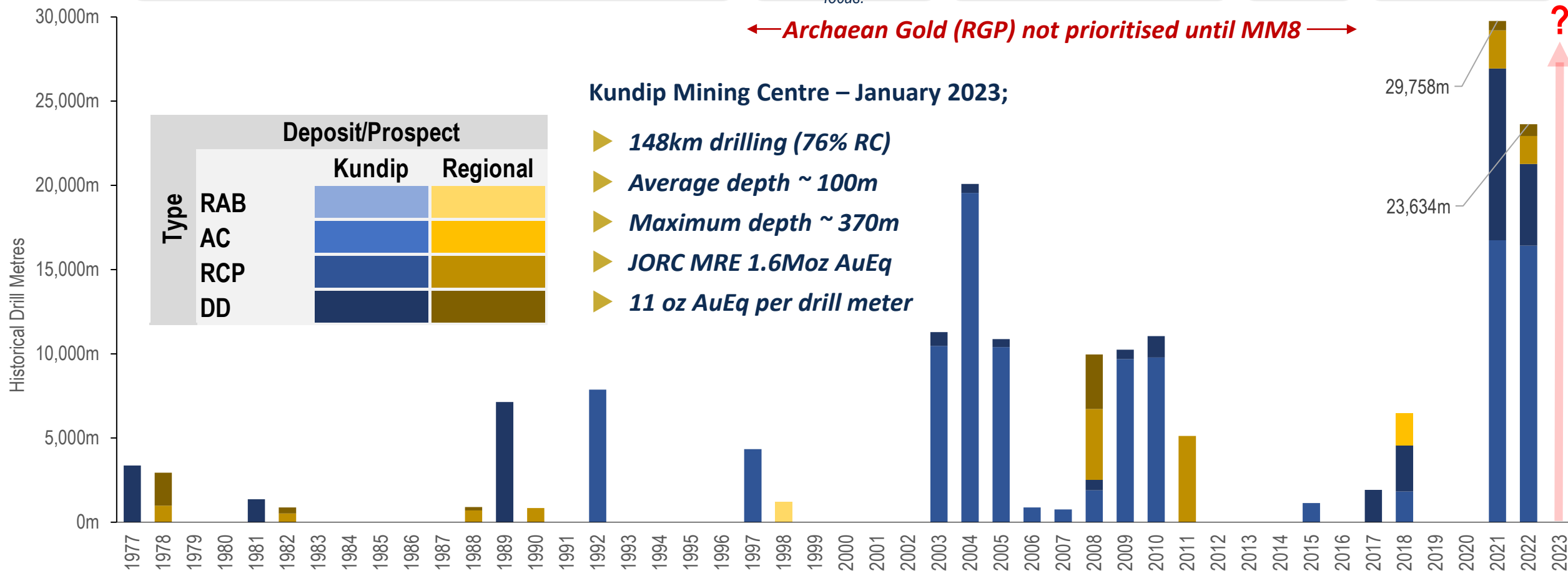
**RGP focus**  
MRE, FS, permits & resource extension

## Fragmented ownership

← **Archaean Gold (RGP) not prioritised until MM8** →

## Kundip Mining Centre – January 2023;

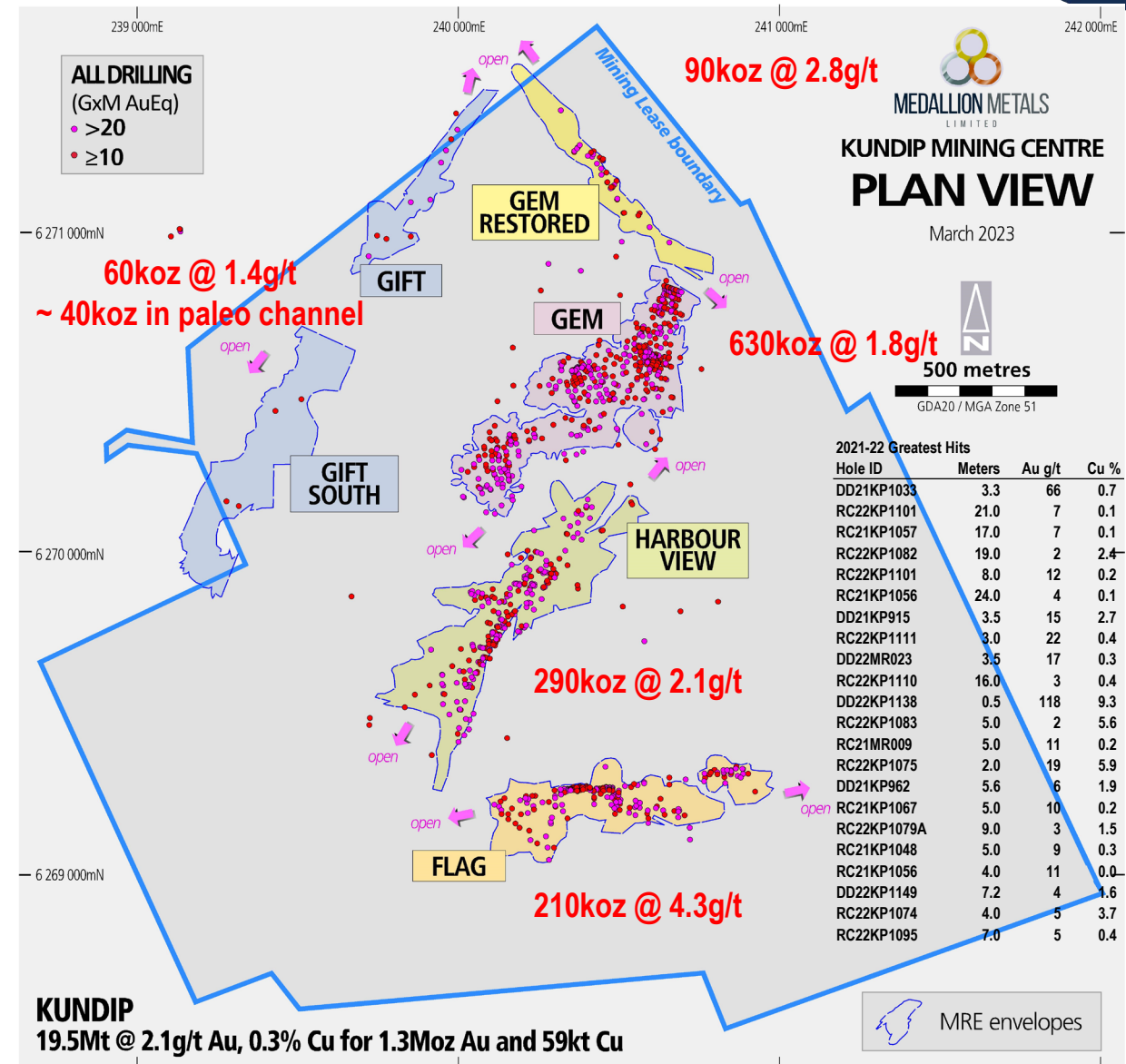
- ▶ 148km drilling (76% RC)
- ▶ Average depth ~ 100m
- ▶ Maximum depth ~ 370m
- ▶ JORC MRE 1.6Moz AuEq
- ▶ 11 oz AuEq per drill meter



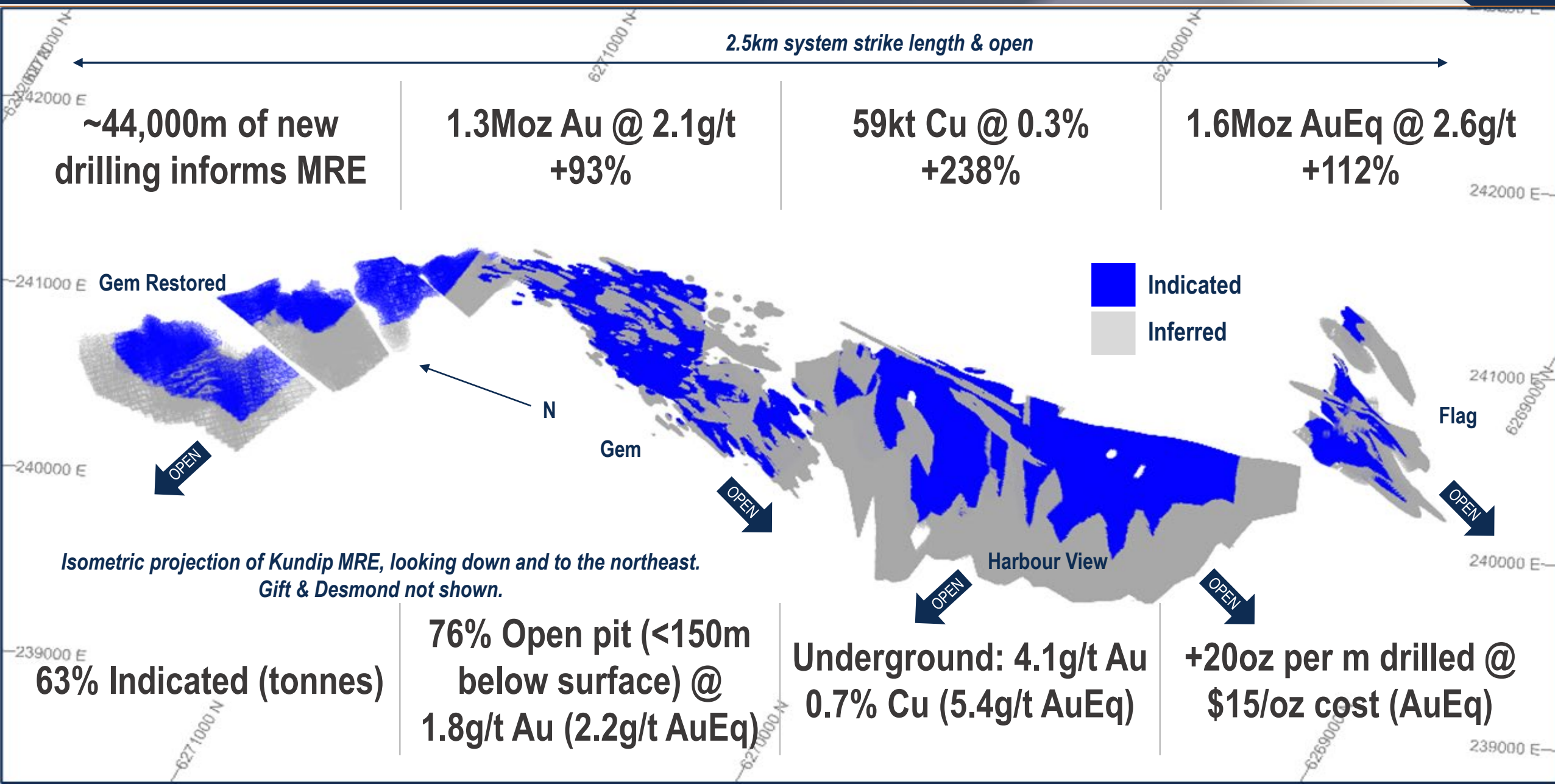


# Kundip Mining Centre – low risk profile, significant upside

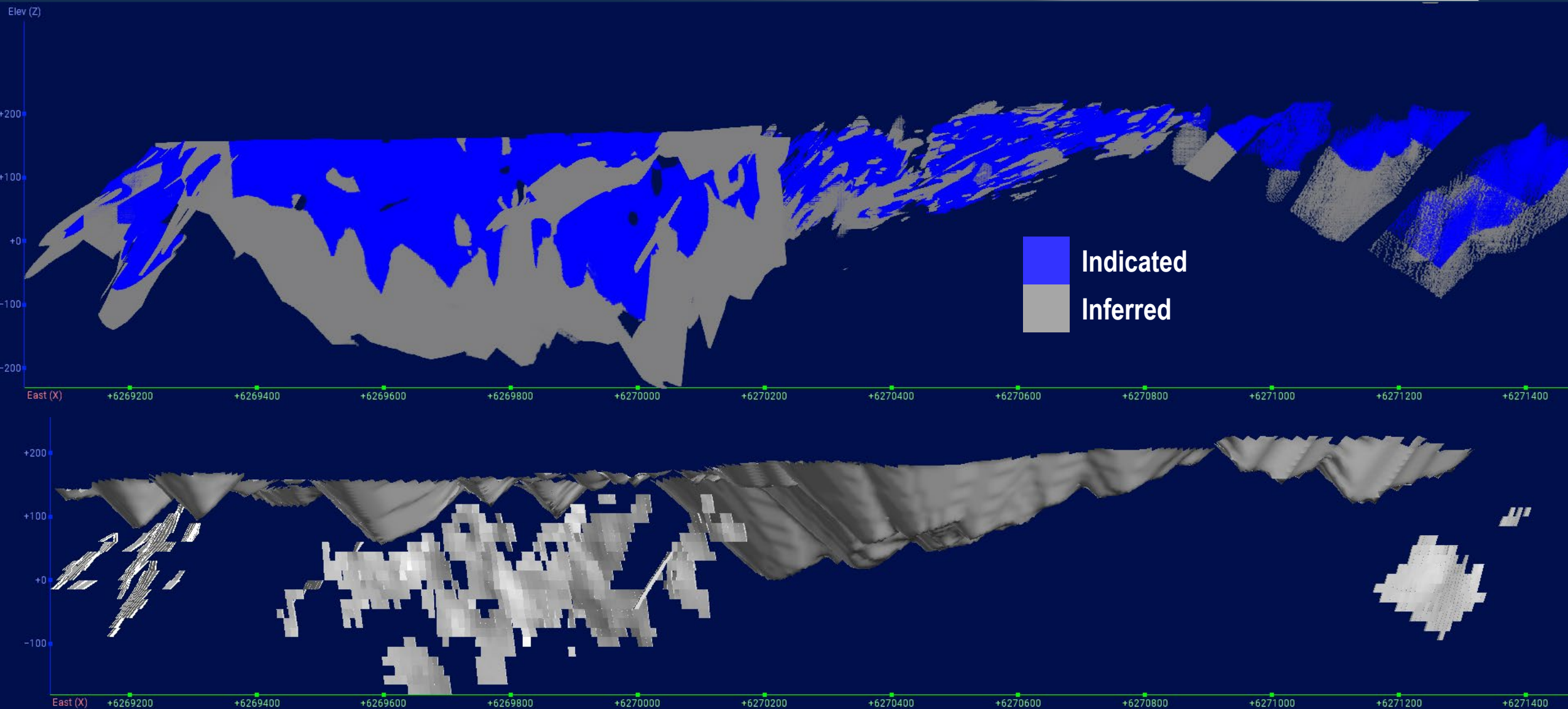
- ▶ Not typical of WA goldfields, units (andesites vs basalts), chemistry (calc-alkaline vs tholeiitic)
- ▶ KMC is a strongly mineralised, multi-deposit, medium grade Au-Cu system
- ▶ Grade variability low (low CVs, minimal top-cutting), widths consistent, lower risk profile
- ▶ Typical exploration techniques applied in WA work
- ▶ Significant exploration upside within KMC;
  - ▶ Extensions of known lodes
  - ▶ Projected intersections of lodes
  - ▶ New lodes undercover
  - ▶ Gold in the tonalite
- ▶ Average depth of drilling = 100m, deepest hole 370m
- ▶ OPVM average = 4,000, peak = 7,000 (100m bgl)
- ▶ Knowledge building, scratching the surface of KMC



# January 2023 MRE: 19.5Mt @ 2.6g/t for 1.6Moz AuEq



# High conversion to mineable shapes



75% (metal) MRE conversion to mineable shapes, 58% in indicated category, 20% oxide, 10% trans, 70% fresh



# Achievements & Outlook

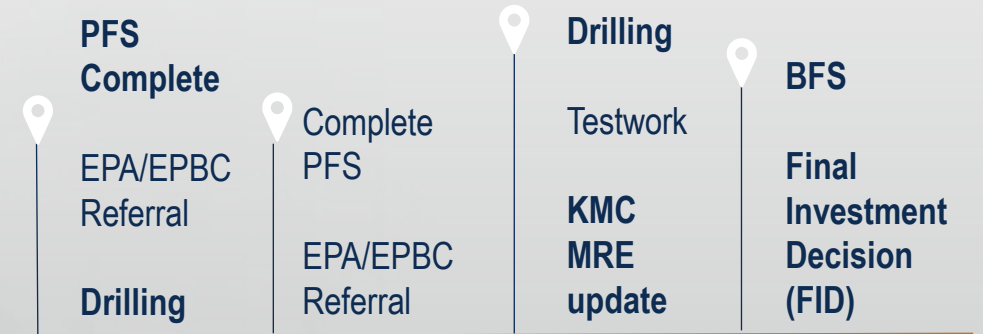


## Successful Technical and Commercial Milestones

~ 54,000m of RC & DDH completed ~

H121	H221	H122	H222	H123
✓	✓	✓	✓	✓
Listed on ASX	GRES confirms standard process route	MRE 1.4Moz AuEq	\$5.2m rights issue	MRE 1.6Moz AuEq
Royalty buy-back	\$4.8m placement	Drilling	Drilling	Start PFS
Vend Ni rights into ASX: NIS (MM8, 15.1%)	Drilling			
Drilling				

MRE + 112% to 1.6Moz AuEq



~ 40,000m of drilling ~

(30km in-fill, 10km extensional/regional, subject to funding)

## Planned Work Program

Equity incentives for everyone at MM8;

MRE 2.0Moz AuEq

ORE 1.0Moz AuEq




Positive FID



# A Compelling Opportunity



Advanced gold and copper exploration in WA, with ambitions to build a mine



Focused investment in the assets leading to de-risking and growth



Experienced Board and Management in financing, building and operating assets



Critical mass achieved at KMC with multiple near mine and regional growth opportunities



Discovery costs low, with high conversion to mineable shapes



Strategy to optimise and de-risk the resource (Drilling/PFS/Permits)





# Appendices



# Appendix 1: RGP Mineral Resources



## Mineral Resource Estimate for the Ravensthorpe Gold Project, January 2023

Mineral Resource Estimate for the Kundip Mining Centre - January 2023																	
	Indicated					Inferred					Total Resources						
	kt	Au g/t	Au koz	Cu %	Cu kt	kt	Au g/t	Au koz	Cu %	Cu kt	kt	Au g/t	Au koz	Cu %	Cu kt	AuEq g/t	AuEq koz
Open pit	11,400	1.9	690	0.3	29	5,460	1.7	290	0.2	10	16,860	1.8	980	0.2	38	2.2	1,190
Underground	710	4.4	100	1.0	7	1,650	4.0	210	0.6	10	2,350	4.1	310	0.7	17	5.4	400
Grand Total	12,110	2.0	790	0.3	36	7,110	2.2	510	0.3	20	19,210	2.1	1,290	0.3	56	2.6	1,590

Mineral Resource Estimate for the Desmond Deposit - December 2022																	
	Indicated					Inferred					Total Resources						
	kt	Au g/t	Au koz	Cu %	Cu kt	kt	Au g/t	Au koz	Cu %	Cu kt	kt	Au g/t	Au koz	Cu %	Cu kt	AuEq g/t	AuEq koz
Open pit	-	-	-	-	-	160	0.9	-	1.4	2	160	0.9	-	1.4	2	3.2	20
Underground	-	-	-	-	-	110	0.8	-	1.3	1	110	0.8	-	1.3	1	2.9	10
Grand Total	-	-	-	-	-	270	0.9	10	1.4	4	270	0.9	10	1.4	4	3.1	30

Mineral Resource Estimate for the Ravensthorpe Gold Project - January 2023																	
	Indicated					Inferred					Total Resources						
	kt	Au g/t	Au koz	Cu %	Cu kt	kt	Au g/t	Au koz	Cu %	Cu kt	kt	Au g/t	Au koz	Cu %	Cu kt	AuEq g/t	AuEq koz
Open pit	11,400	1.9	690	0.3	29	5,620	1.7	300	0.2	12	17,020	1.8	980	0.2	41	2.2	1,210
Underground	710	4.4	100	1.0	7	1,760	3.8	210	0.7	12	2,460	4.0	310	0.8	19	5.2	420
Grand Total	12,110	2.0	790	0.3	36	7,370	2.2	510	0.3	23	19,480	2.1	1,300	0.3	59	2.6	1,620

The preceding statement of Mineral Resources conforms to the Australasian Code for Reporting of Exploration Results, Mineral Resources and Ore Reserves (JORC Code) 2012 Edition. All tonnages are dry metric tonnes. Minor discrepancies may occur due to rounding to appropriate significant figures. Open pit Mineral Resources are reported above a 0.5 g/t AuEq cut-off above a -150 m translation of the topographic surface. Underground Mineral Resources are reported above a 2.0 g/t AuEq cut-off below a 150 m translation of the topographic surface. Refer to the following ASX announcements by the Company for further details in relation to specific deposits;

14 June 2022: Gem Restored

21 December 2022: Desmond

16 January 2023: Gift

14 February 2023: Gem, Harbour View, Flag

# Appendix 2: Disclosures



## COMPETENT PERSONS STATEMENT

The information in this announcement that relates to Exploration Results is based on, and fairly represents information and supporting documentation prepared by Mr David Groombridge, a Competent Person who is a Member of the Australasian Institute of Mining and Metallurgy (AusIMM). Mr. Groombridge has sufficient experience that is relevant to the style of mineralisation and type of deposit under consideration and to the activity being undertaken to qualify as a Competent Person as defined in the 2012 Edition of the 'Australasian Code for Reporting of Mineral Resources and Ore Reserves' (the JORC Code). Mr Groombridge consents to the inclusion in the report of the matters based on his information in the form and context in which it appears.

The information that relates to the data review and validation, drilling, sampling and the geological interpretation of the Gem, Harbour View and Gift Deposits has been compiled by Ms Claire Edwards. Ms Edwards is an employee and security holder of Medallion Metals Ltd. The information that relates to the data review and validation, drilling, sampling, and the geological interpretation of the Flag Deposits has been compiled by Mr David Groombridge. The Competent Persons for Mineral Resource estimates are, for the Gem and Harbour View Deposits, Ms Justine Tracey, for the Flag Deposit, Ms Susan Havlin. The Competent Person for the Mineral Resource Estimate of the Desmond and Gem Restored deposits is Ms Jane Levett. Ms Levett is a Member and Chartered Professional of the AusIMM. Ms Levett is a full-time employee of Snowden Optiro. The Competent Persons for the Mineral Resource estimates are Members and Chartered Professionals of the AusIMM. Ms Tracey, Ms Levett and Ms Havlin are full-time employees of Snowden Optiro. Mr Groombridge, Ms Edwards, Ms Tracey, Ms Levett and Ms Havlin have sufficient experience that is relevant to the Technical Assessment of the Mineral Assets under consideration, the style of mineralisation and types of deposit under consideration and to the activity being undertaken to qualify as Competent Persons as defined in the JORC Code. Mr Groombridge, Ms Edwards, Ms Tracey, Ms Levett and Ms Havlin consent to the inclusion in this announcement of the relevant matters based on their information in the form and context in which it appears.

## REPORTING OF GOLD EQUIVALENT GRADES

Gold Equivalent (AuEq) grades that are applied as cut off criteria and reported for the resource were calculated using the following formula:  $\text{AuEq g/t} = \text{Au g/t} + (\text{Cu \%} \times 1.61) + (\text{Ag g/t} \times 0.01)$ . Cu equivalence to Au was determined using the following formula:  $1.61 = (\text{Cu price} \times 1\% \text{ per tonne} \times \text{Cu recovery}) / (\text{Au price} \times 1 \text{ gram per tonne} \times \text{Au recovery})$ . Ag equivalence to Au was determined using the following formula:  $0.01 = (\text{Ag price} \times 1 \text{ gram per tonne} \times \text{Ag recovery}) / (\text{Au price} \times 1 \text{ gram per tonne} \times \text{Au recovery})$ . Metal prices applied in the calculation were: Au = 2,946 AUD per ounce, Cu = 16,768 AUD per tonne, Ag = 42 AUD per ounce. Metallurgical recoveries applied were: Au = 94.6%, Cu = 86.1%, Ag = 73.3%. Refer to the Company's ASX announcement dated 28 March 2022 for further information relating to metallurgical recovery.

## DISCLAIMER

References in this announcement may have been made to certain ASX announcements, including exploration results, Mineral Resources and Ore Reserves, production targets and/or forecast financial information. For full details, refer said announcement on said date. The Company is not aware of any new information or data that materially affects this information. Other than as specified in this announcement and mentioned announcements, the Company confirms it is not aware of any new information or data that materially affects the information included in the original market announcement(s), and in the case of estimates of Mineral Resources and Ore Reserves, production targets and/or forecast financial information, that all material assumptions and technical parameters underpinning the estimates in the relevant announcement continue to apply and have not materially changed. The Company confirms that the form and context in which the Competent Person's findings are presented have not been materially modified from the original announcement.



# Appendix 3: Detailed Peer Data



Ticker	Company	Development Stage (3)	Market Cap (1)	Cash & Investments (2)	Debt (2)	EV	Measured (4)		Indicated (4)		Inferred (4)		Total (4)		Reserves (4)		Source (5)
			(A\$ Millions)				koz	g/t	koz	g/t	koz	g/t	koz	g/t	koz	g/t	
MGV	Musgrave Minerals Ltd	Resource	180.31	12.64	-	167.67	-	-	435.00	2.60	492.00	2.10	927.00	2.10	-	-	ASX, 31/5/22
AUC	Ausgold Ltd	Feasibility Study	110.21	2.38	-	107.83	800	1.31	984.00	1.31	370.00	1.03	2,160.00	1.03	1,280.00	1.25	ASX, 1/8/22
STK	Strickland Minerals Ltd	Resource	63.59	0.78	-	62.81	-	-	264.00	1.90	339.00	1.42	603.00	1.42	-	-	ASX, 23/6/21
AAR	Astral Resources Ltd	Resource	50.30	1.66	-	48.64	-	-	430.00	1.10	720.00	1.10	1,150.00	1.10	-	-	ASX, 6/12/22
BGD	Barton Gold Holdings Ltd	Resource	46.63	8.29	-	38.34	-	-	679.00	1.00	618.00	1.00	1,297.00	1.00	-	-	ASX, 26/4/23
HRN	Horizon Gold Ltd	Resource	43.81	0.81	-	43.00	-	-	1,346.00	1.48	791.00	1.51	2,137.00	1.51	-	-	ASX, 15/5/23
KIN	Kin Mining NL	Pre-Feasibility	36.52	14.22	-	22.30	31	1.30	803.00	1.40	572.00	1.10	1,406.00	1.10	-	-	ASX, 21/9/22
GBR	Great Boulder Resources Ltd	Resource	40.34	3.17	-	37.17	-	-	-	-	518.00	2.60	518.00	2.60	-	-	ASX, 1/2/23
AME	Alto Metals Ltd	Resource	33.70	2.02	-	31.68	-	-	226.00	1.60	606.00	1.50	832.00	1.50	-	-	ASX, 3/4/23
HRZ	Horizon Minerals Ltd	Pre-Feasibility	29.97	11.38	2.94	21.53	63	1.33	791.00	1.77	386.00	1.70	1,240.00	1.70	-	-	ASX, 28/9/22
STN	Saturn Metals Ltd	Pre-Feasibility	28.18	4.60	-	23.58	-	-	760.00	0.58	710.00	0.62	1,469.00	0.62	-	-	ASX, 2/5/22
MM8	Medallion Metals Ltd	Feasibility	19.14	3.00	4.00	20.24	-	-	980.00	2.50	640.00	2.60	1,620.00	2.60	270.00	2.06	ASX, 13/2/23
YRL	Yandal Resources	Resource	7.89	4.99	-	2.90	-	-	91.00	1.30	333.00	1.30	424.00	1.30	-	-	ASX, 6/4/23
GML	Gateway Mining Ltd	Resource	10.91	2.87	-	8.04	-	-	126.75	2.19	380.00	1.52	507.00	1.52	-	-	ASX, 27/9/22

Sources: Company Announcements | Notes: (1) As at 16 June 2023. (2) As reported in March 2023 Quarterly Report. (3) Latest publicly available data. (4) As per ASX release date noted at (5) above.



# MEDALLION METALS

L I M I T E D

---

**MAIN OFFICE:**  
**Suite 1/11 Ventnor Avenue**  
**West Perth WA 6005**  
**(08) 6424 8700**

**[info@medallionmetals.com.au](mailto:info@medallionmetals.com.au)**  
**[www.medallionmetals.com.au](http://www.medallionmetals.com.au)**  
**ASX: MM8**