

8 February 2023

Company Announcements Platform
ASX Limited
20 Bridge Street
SYDNEY NSW 2000

Dear Sir / Madam

Investor Presentation – Bell Potter Unearthed Conference

In accordance with Gold Road Resource Limited's Continuous Disclosure Policy, enclosed is a copy of the Investor Presentation which is being released to the ASX Market Announcements Platform ahead of today's investor briefing.

This release has been authorised by the Company Secretary.

Yours faithfully
Gold Road Resources Limited

Keely Woodward
Joint Company Secretary

ASX Code GOR

ABN 13 109 289 527

COMPANY DIRECTORS

Tim Netscher

Chairman

Duncan Gibbs

Managing Director & CEO

Brian Levelt

Non-Executive Director

Maree Arnason

Non-Executive Director

Denise McComish

Non-Executive Director

Julie Jones

General Counsel &

Joint Company Secretary

Keely Woodward

Joint Company Secretary

CONTACT DETAILS

Principal & Registered Office

Level 2, 26 Colin St

West Perth WA 6005

www.goldroad.com.au

perth@goldroad.com.au

T +61 8 9200 1600

F +61 8 6169 0784



For further information, please visit www.goldroad.com.au or contact:

Gold Road Resources

Duncan Hughes

General Manager – Corporate Development & Investor Relations

Tel: +61 8 9200 1600

Media Enquiries

Peter Klinger, Cannings Purple

pklinger@canningspurple.com.au

Tel: +61 411 251 540

BELL POTTER **UNEARTHED CONFERENCE**



STRENGTH, GROWTH & RETURNS

DISCLAIMER IMPORTANT NOTICES

Nature of this document: The purpose of this presentation is to provide general information about Gold Road Resources Limited (the 'Company'). Unless otherwise stated herein, the information in this presentation is based on the Company's own information and estimates. In attending this presentation or viewing this document you agree to be bound by the following terms and conditions. This document has been prepared by the Company. Information in this document should be read in conjunction with other announcements made by the Company to the Australian Securities Exchange and available at www.goldroad.com.au or www.asx.com.

Not an offer: This presentation is for information purposes only and does not constitute or form any part of any offer or invitation to sell or issue, or any solicitation of any offer to purchase or subscribe for, any securities in the Company in any jurisdiction. This presentation and its contents must not be distributed, transmitted or viewed by any person in any jurisdiction where the distribution, transmission or viewing of this document would be unlawful under the securities or other laws of that or any other jurisdiction.

Not financial product advice: This presentation does not take into account the individual investment objectives, financial situation and particular needs of each of the Company's Shareholders. You may wish to seek independent financial and taxation advice before making any decision in respect of this presentation. Neither the Company nor any of its related bodies corporate is licensed to provide financial product advice in respect of the Company's securities or any other financial products.

Forward-looking statements: Certain statements in the presentation are or may be "forward-looking statements" and represent the Company's intentions, projections, expectations or beliefs concerning, among other things, future operating and exploration results or the Company's future performance. These forward looking statements speak, and the presentation generally speaks, only at the date hereof. The projections, estimates and beliefs contained in such forward looking statements necessarily involve known and unknown risks and uncertainties, and are necessarily based on assumptions, which may cause the Company's actual performance, results and achievements in future periods to differ materially from any express or implied estimates or projections. Accordingly, readers are cautioned not to place undue reliance on forward looking statements. Relevant factors which may affect the Company's actual performance, results and achievements include changes in commodity price, foreign exchange fluctuations and general economic conditions, increased costs and demand for production inputs, the speculative nature of exploration and project development, diminishing quantities or grades of reserves, political and social risks, changes to laws and regulations, environmental conditions, and recruitment and retention of personnel.

Disclaimer: No representation or warranty, express or implied, is made by the Company that the material contained in this presentation will be achieved or prove to be correct. Except for statutory liability which cannot be excluded, each of the Company, its directors, officers, employees, advisers and agents expressly disclaims any responsibility for the accuracy, fairness, sufficiency or completeness of the material contained in this presentation, or any opinions or beliefs contained in this document, and excludes all liability whatsoever (including in negligence) for any loss or damage which may be suffered by any person as a consequence of any information in this presentation or any error or omission there from. The Company is under no obligation to update or keep current the information contained in this presentation or to correct any inaccuracy or omission which may become apparent, or to furnish any person with any further information. Any opinions expressed in the presentation are subject to change without notice.

Unverified information: This presentation may contain information (including information derived from publicly available sources) that has not been independently verified by the Company.

SUSTAINABLE VALUE FOR SHAREHOLDERS



Gruyere: Growing Sustainable Production to ~350 kozpa*²



CY2023 Guidance³:
Production - 170-185 koz
AISC - A\$1,540-1,660/oz



Gold Road
2.0 Moz Reserve
4.8 Moz Resource⁶



>18,000km²

Australian Greenfields exploration portfolio



Successful M&A:
Listed Investments
valued at A\$440M¹



Safe & Sustainable
Production: LTIFR of 0.0⁷,
Net Zero by 2050⁵



Debt Free &
Strong Balance Sheet:
A\$80.8M cash &
equivalents⁷



Fully Franked Dividends⁴:
1c/share for 6 months to
June 2022

*100% basis. Otherwise Gold Road attributable. Gold Road operates to a calendar financial year

¹ Listed Investments (DEG, YRL, S3N) valued at market price on 31 January 2023

² Refer to ASX announcements dated 15 February 2021, 31 January 2022 and 31 January 2023

³ Refer to ASX announcement dated 31 January 2023. Gold Road attributable

⁴ Refer to ASX announcements dated 16 September 2020 and 30 August 2022. Future dividends are subject to Gold Road Dividend Policy and subject to Board approval

⁵ Refer to ASX announcement dated 28 March 2022

⁶ Refer to ASX announcement dated 31 January 2023. Resources and Reserves attributable to Gold Road

⁷ Refer to ASX announcements dated 31 January 2023. Cash and equivalents as at 31 December 2022 includes cash bullion and dore but excludes proceeds of \$8.1 million from sale of GMD shares on 9 January 2023

Gruyere Outlook for 2023

2023 Guidance: Growing Production

■ Grade and throughput increasing

- Grade lifting to circa 1.3 g/t Au
- Throughput guided to continue to increase with:
 - Availability and operational improvements
 - Installation of third pebble crusher in 2H 23



2023 Calendar Year Production Guidance

Between 340,000-370,000 ounces

■ AISC includes all capital expenditure

- Costs modelled in current inflationary environment
- Costs include installation of third pebble crusher for ~\$100 per ounce
- Costs include scheduled tailings dam lift
- No additional growth capital anticipated at Gruyere Operations in 2023



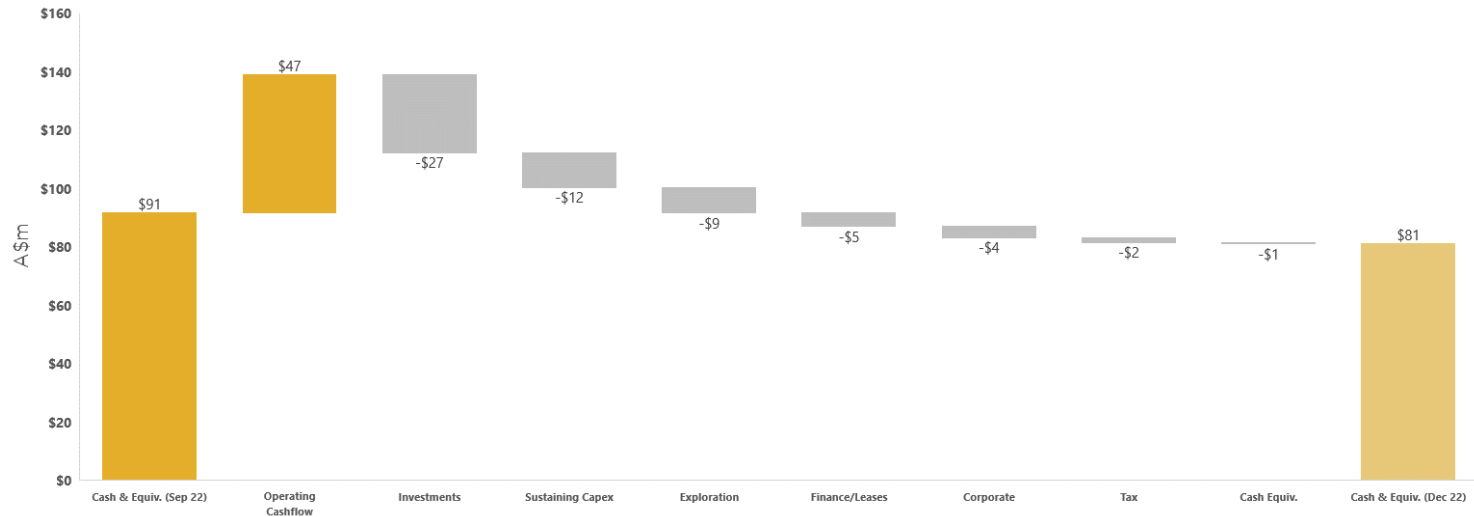
2023 Attributable AISC Guidance

Between A\$1,540-A\$1,660/oz

Balance Sheet

Investments, Cash & No Debt

- Cash and equivalents of **\$80.8M** at 31 December 2022*
- Listed Investments valued at **~\$407M on 31 December 2022****
- **Debt free** with \$150M undrawn facility
- Unhedged





Gruyere

Delivering Value

► Gruyere A Tier One Gold Mine

In a Tier One Mining Jurisdiction

Gruyere: A World Class Discovery

- Gold Road discovered Gruyere in 2013
- Gruyere JV signed in 2016
- First Gold in June 2019

Gruyere: Simple Low-cost Mining

- A large open pit with low strip ratio
- Consistent grade and >9,200 oz per vertical metre

Gruyere: Simple Processing

- SABC and gravity-CIL plant – built for purpose
- Coarse grind, rapid leach time, >90% recovery



Gruyere JV

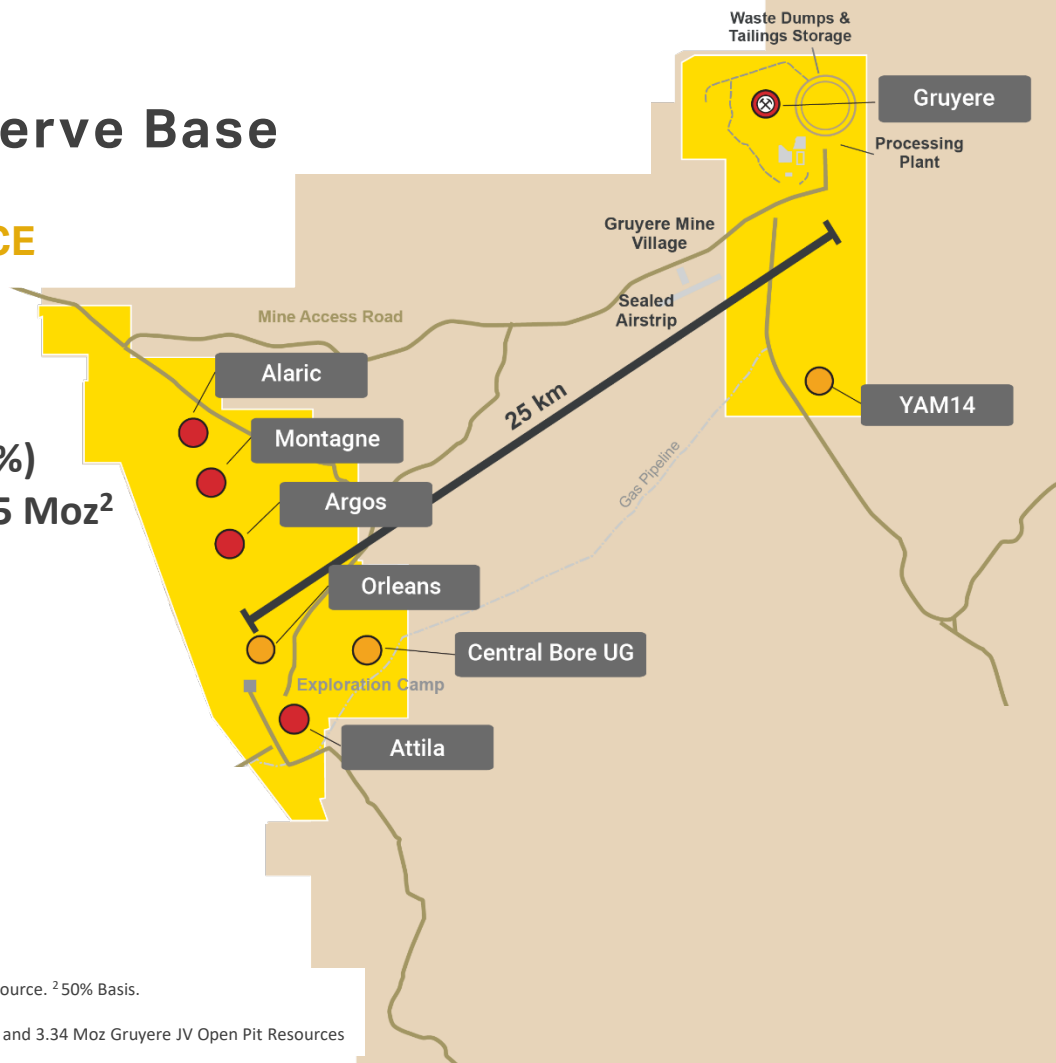
A Strong Resource & Reserve Base

GJV ORE RESERVE & MINERAL RESOURCE

- Total Ore Reserves: 4.05 Moz¹
- Total Open Pit Resources: 6.69 Moz¹
- Gold Road estimates an attributable (50%) underground resource at Gruyere of 0.95 Moz²

TOTAL GOLD ROAD ATTRIBUTABLE²

- Ore Reserve: 2.02 Moz
- Mineral Resource: 4.79 Moz⁺



¹ 100% Basis. Gruyere JV Open Pit Resources include 0.1 Moz of inferred Central Bore Underground Resource. ² 50% Basis.

Refer to ASX announcement dated 31 January 2023

+ Includes 0.5 Moz of 100% owned Resources at Yamarna, 0.95 Moz of Gruyere Underground Resource and 3.34 Moz Gruyere JV Open Pit Resources

Gruyere Quarter Summary

Guidance Delivered

- **74,201 ounces¹ at AISC of A\$1,622/oz²**
 - Delivered to 2022 guidance
 - Plant utilisation impacted by two mill relines, unplanned downtime and resulting delay in processing higher grade material
- **Gold sold 37,295 ounces at A\$2,476/oz²**
 - Hedge book closed out in November
 - Decrease in bullion and dore held at 31 December to 2,387 ounces (~A\$6M)
- **Quarterly CAIC of A\$1,942/oz⁺**
- **2022 Guidance met: 314,647 oz gold¹**
produced at Gruyere for AISC of \$1,447/oz²

Operation (100% basis)	Unit	Dec 2022 Qtr	Sep 2022 Qtr	Jun 2022 Qtr	Mar 2022 Qtr	2022 [#]
Ore Mined	kt	2,468	2,140	2,672	2,637	9,917
Waste Mined	kt	5,809	7,111	6,753	7,544	27,217
Strip Ratio	w:o	2.35	3.32	2.53	2.86	2.74
Mined Grade	g/t	1.18	1.18	1.19	1.08	1.16
Ore milled	kt	2,131	2,179	2,412	2,142	8,865
Head Grade	g/t	1.18	1.26	1.22	1.17	1.20
Recovery	%	92.1	92.3	91.3	91.0	91.7
Gold Produced**	oz	74,201	83,635	85,676	71,135	314,647

Cost Summary (GOR)***						
Mining	A\$/oz	327	224	260	164	244
Processing	A\$/oz	740	611	541	657	633
G&A	A\$/oz	138	87	138	154	128
GIC Movements	A\$/oz	(106)	(8)	(98)	(5)	(55)
By-product Credits	A\$/oz	(5)	(3)	(3)	(2)	(3)
Cash Cost	A\$/oz	1,094	911	838	968	948
Royalties, Refining, Other	A\$/oz	86	77	91	85	85
Rehabilitation*	A\$/oz	16	13	15	16	15
Sustaining Leases	A\$/oz	111	93	86	102	97
Mining (Capex)		169	250	178	273	217
Sustaining Capital	A\$/oz	146	82	42	82	86
All-in Sustaining Costs	A\$/oz	1,622	1,426	1,250	1,526	1,447

Sales (50% share)	Unit	Dec 2022 Qtr	Sep 2022 Qtr	Jun 2022 Qtr	Mar 2022 Qtr	2022 [#]
Gold Sold	oz	37,295	39,525	44,526	35,080	156,426
Average Sales Price	A\$/oz	2,476	2,380	2,496	2,434	2,448

¹100% basis unless otherwise stated. [#]Gold Road operates on a calendar year basis

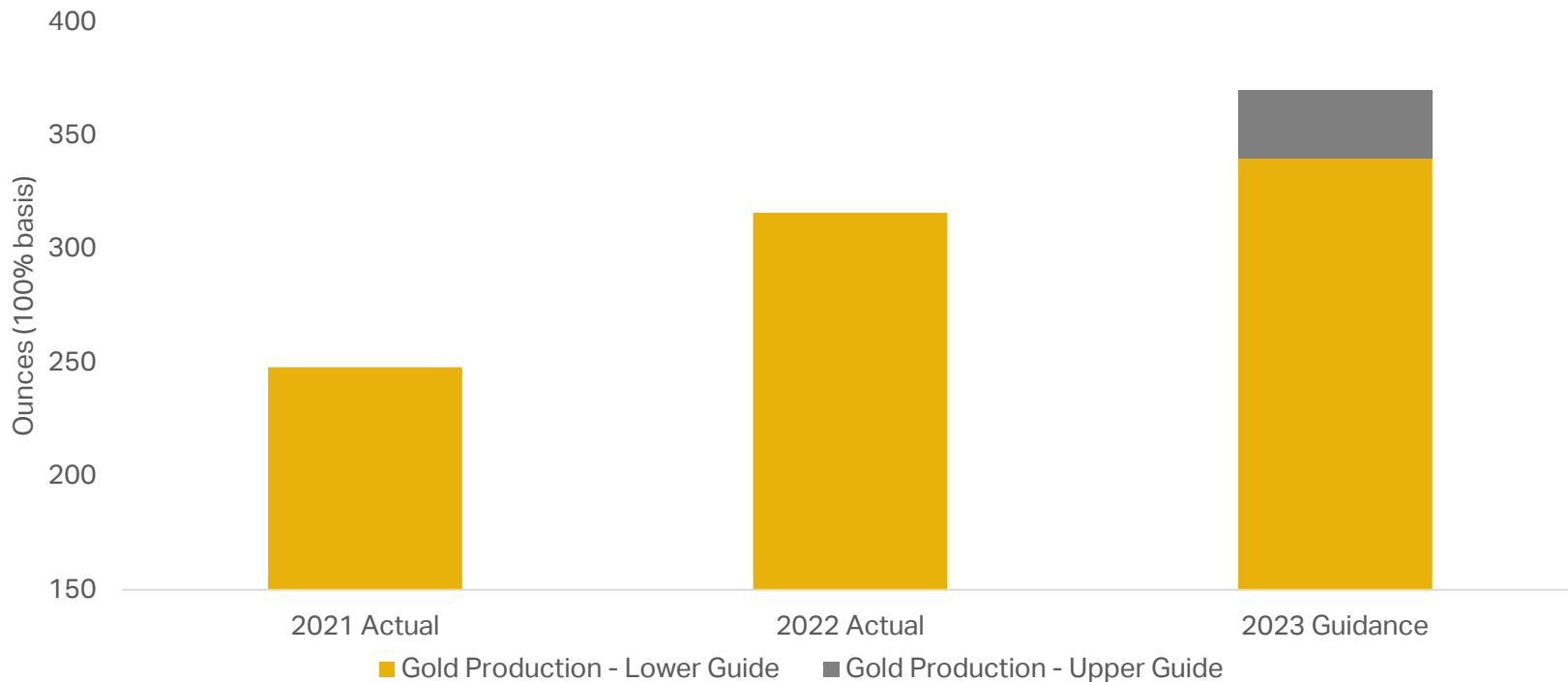
*Rehabilitation includes accretion and amortisation. [#]Gold Road operates to a calendar financial year. ** Gold produced is after GIC adjustment

***Cost per ounce reported against gold ounces produced during the quarter.

²Attributable to Gold Road. ⁺CAIC = Corporate all in costs. CAIC calculated as (AISC + growth capital + corporate costs + exploration costs)/ounces produced.

Gruyere Gold Production

Increasing to a Sustainable 350,000 ozpa*



Grade And Throughput Lifts Production

Gruyere Grade Increasing

STAGE 2 CY 2023

Waste (Mt)	0.3
Ore (Mt)	2.3
Grade (g/t)	1.13
Contained Au (Moz)	0.1
Strip Ratio (W:O)	0.1

STAGE 3 CY 2023 - 2024

Waste (Mt)	4.2
Ore (Mt)	5.7
Grade (g/t)	1.36
Contained Au (Moz)	0.2
Strip Ratio (W:O)	0.7

STAGE 4 CY 2023 - 2026

Waste (Mt)	52.5
Ore (Mt)	21.3
Grade (g/t)	1.32
Contained Au (Moz)	0.9
Strip Ratio (W:O)	2.4

STAGE 5 CY 2023 - 2027

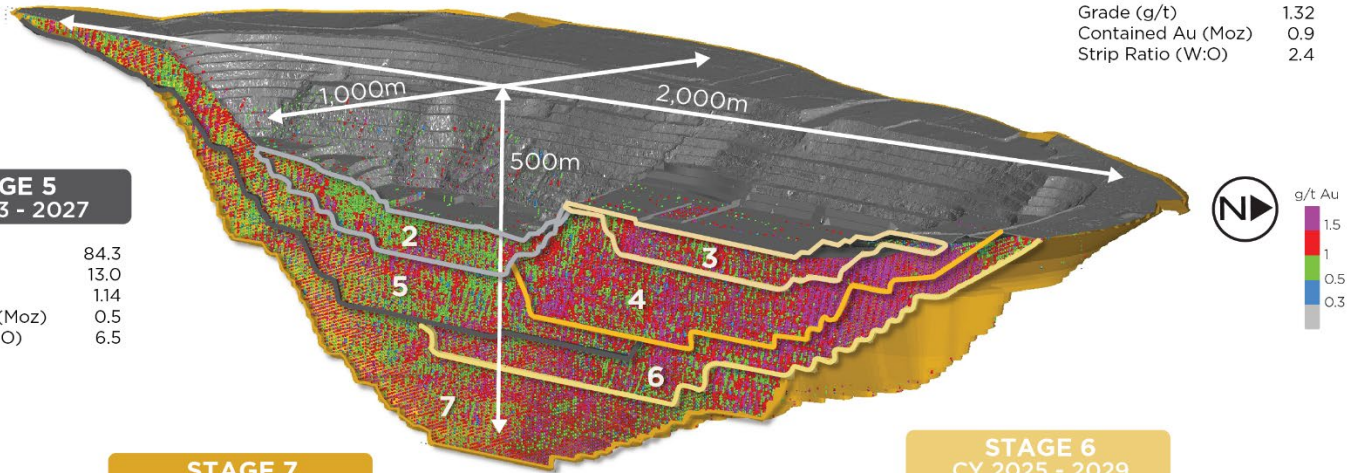
Waste (Mt)	84.3
Ore (Mt)	13.0
Grade (g/t)	1.14
Contained Au (Moz)	0.5
Strip Ratio (W:O)	6.5

STAGE 7 CY 2028 - 2032

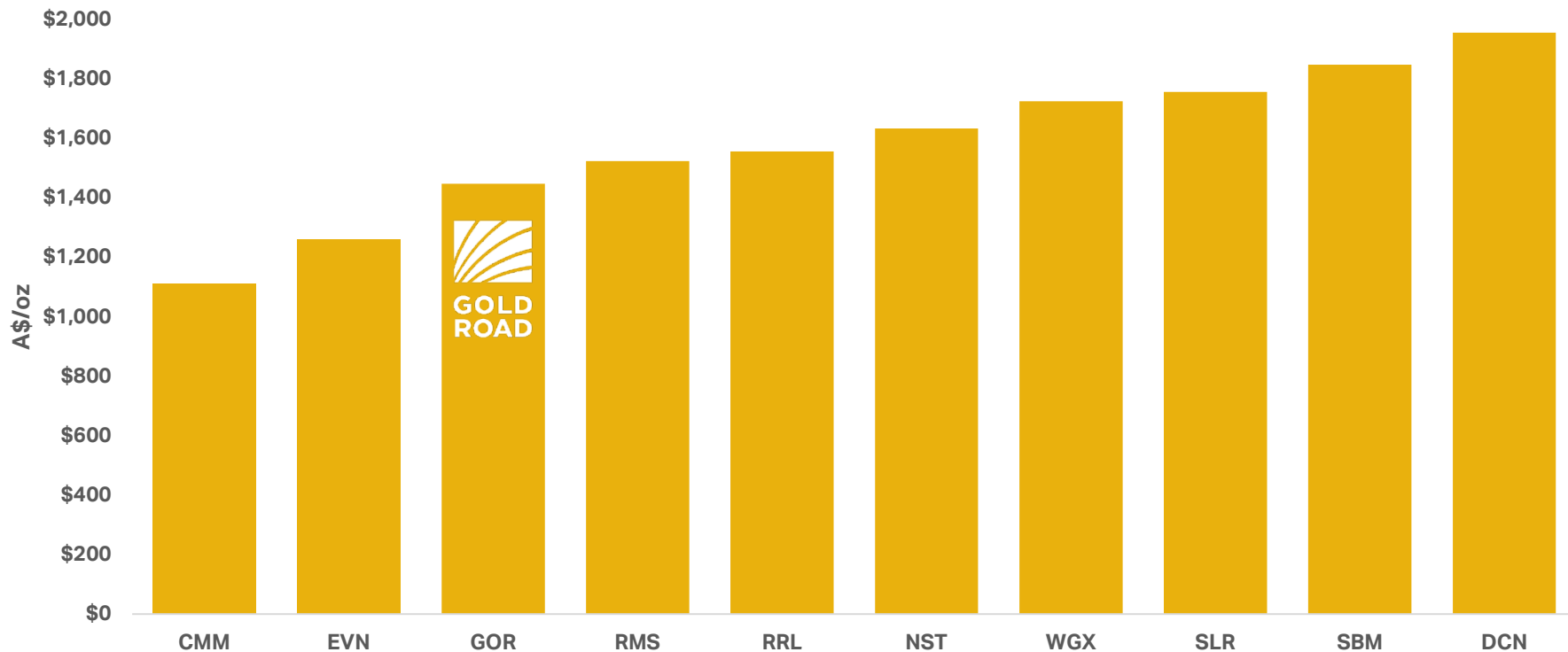
Waste (Mt)	109.5
Ore (Mt)	29.3
Grade (g/t)	1.33
Contained Au (Moz)	1.2
Strip Ratio (W:O)	3.7

STAGE 6 CY 2025 - 2029

Waste (Mt)	103.5
Ore (Mt)	14.0
Grade (g/t)	1.44
Contained Au (Moz)	0.6
Strip Ratio (W:O)	7.4



▶ Gold Road A Low Cost Producer

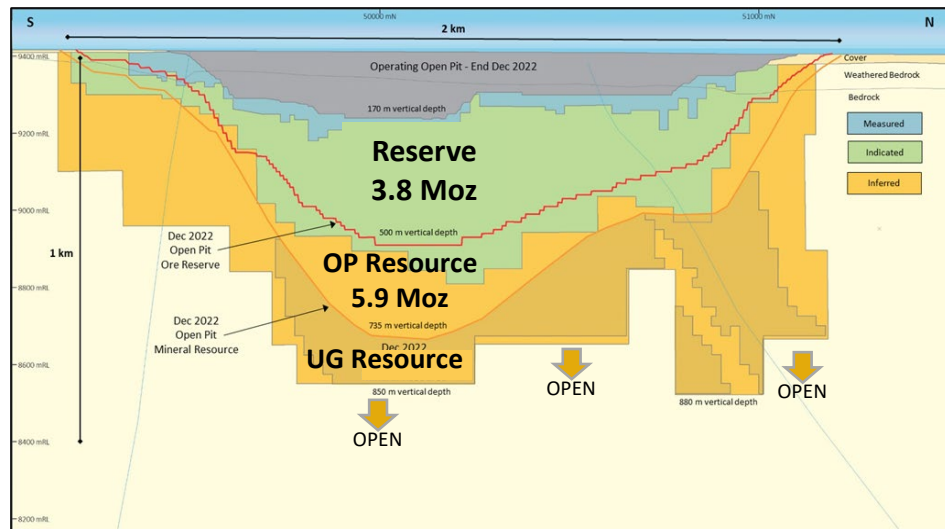


Australian Gold Producers 2022 AISC

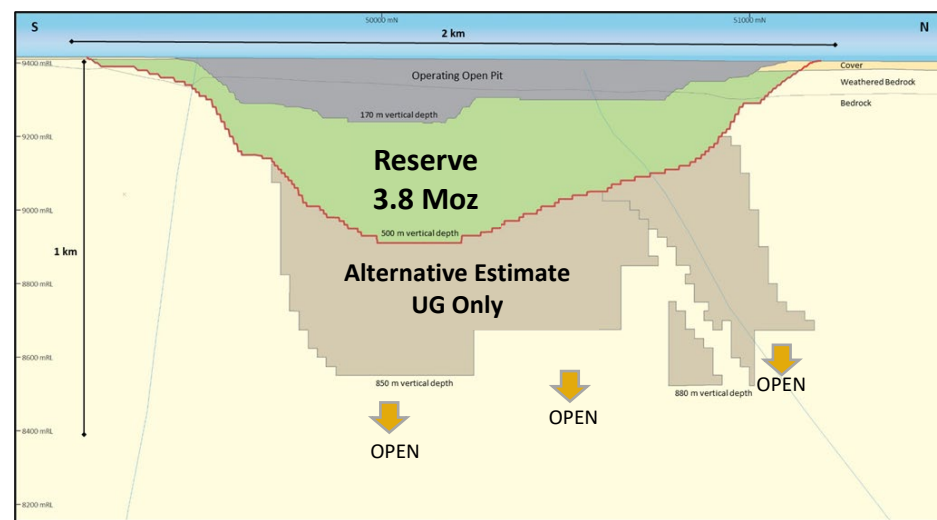
Gruyere Reserves & Resources

Two Alternative Resource Estimates below Ore Reserves

REPORTED RESOURCES



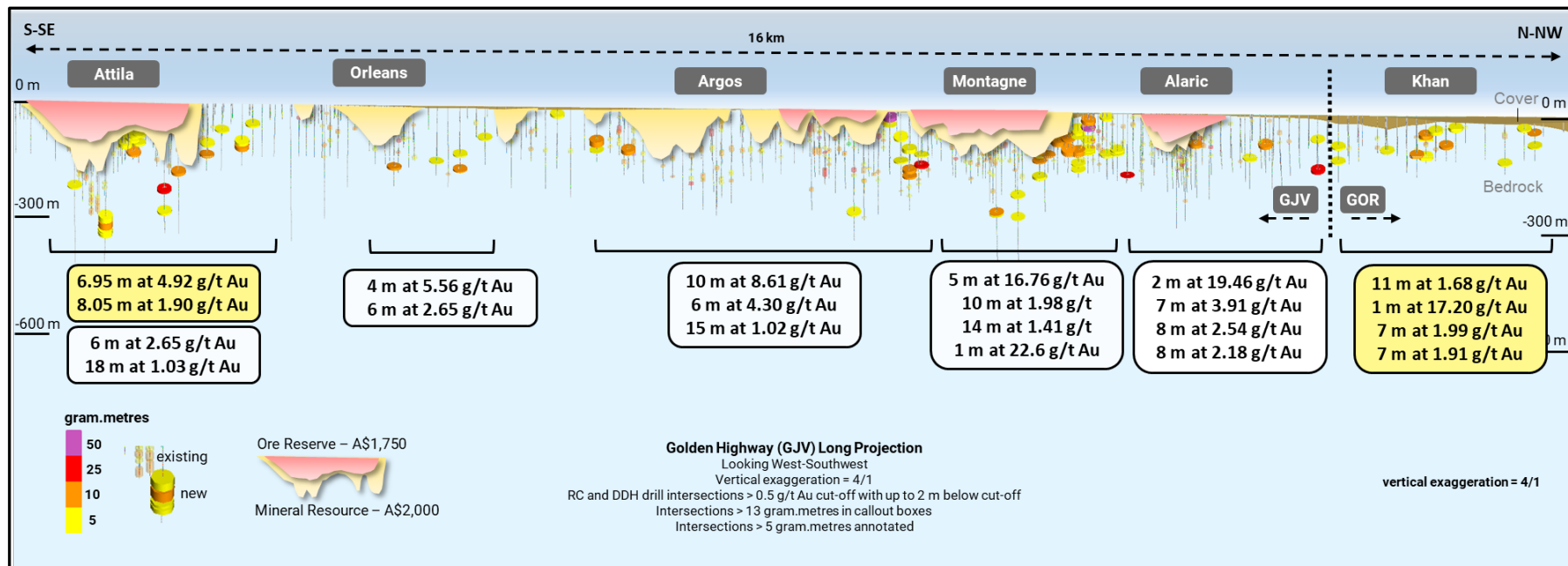
ALTERNATIVE ESTIMATE



Resources continue to 850 metres below surface
Mineralisation shown to continue to 1,000 metres below surface

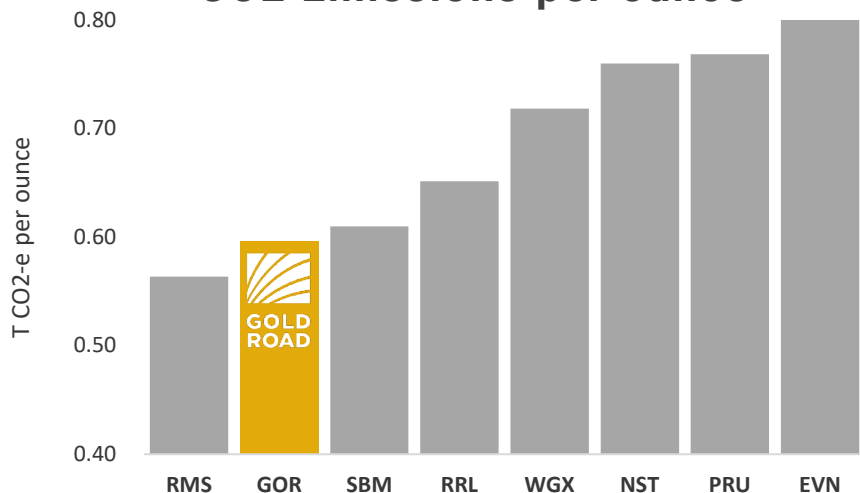
Gruyere JV Exploration

Golden Highway – Definition & Extension



Sustainability: Advancing Our Future

CO2 Emissions per ounce



**2021 Smarter E Awards
Finalist Outstanding Projects**

Yamarna Off Grid
Energy Hub




**Yamarna Solar Farm
90% Renewable Energy**

187 kW Solar and Battery Array
– avoided in 2021
~280 tonnes carbon emissions



**Gruyere JV Solar Farm
~5% Renewable Energy**

13 MW Solar Farm and 4.4 MWh
BESS on line Q2 2022
– expected emissions reduction
~16,000 tonnes carbon per annum



Gruyere 13MW solar farm
and 4.4 MWh lithium battery



Corporate Investments

A Strategic Portfolio

Corporate Investments

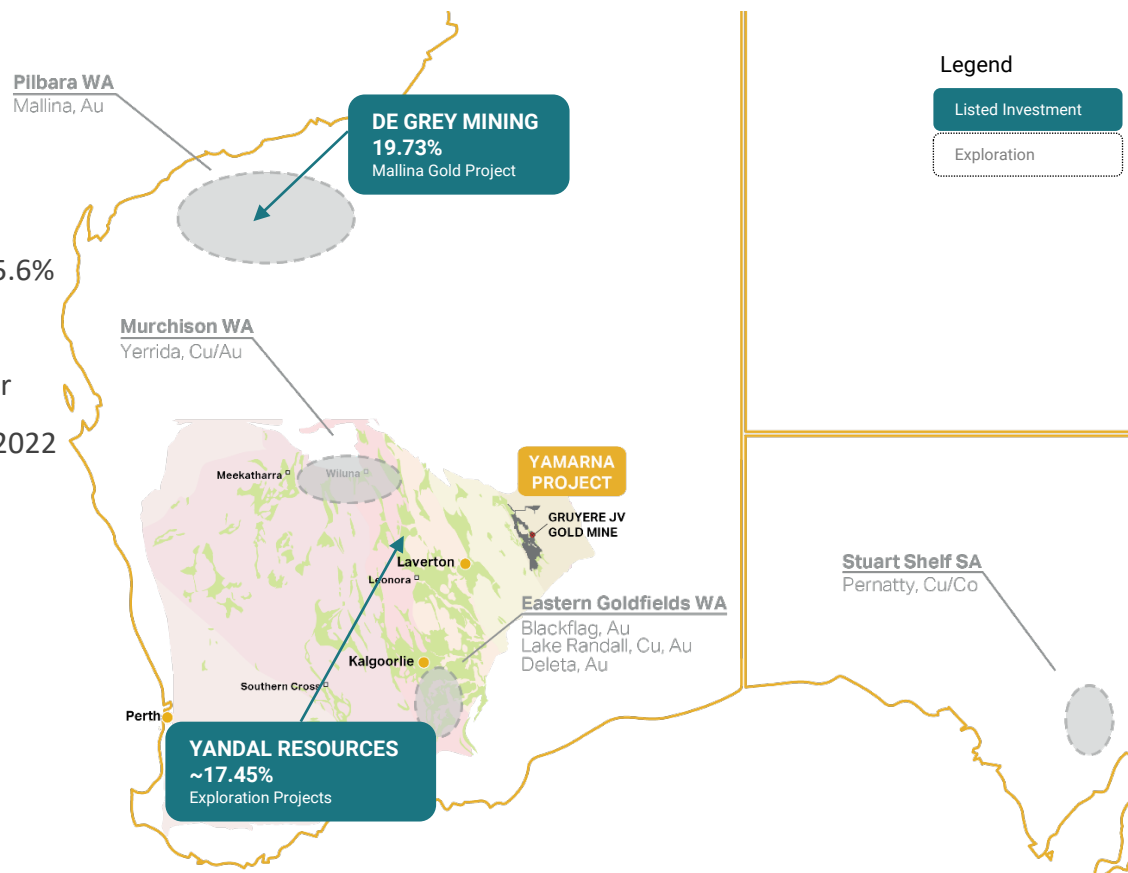
Strategic & Disciplined

Prospective Investment Portfolio

- **De Grey Mining ~19.73%*** (ASX: DEG)
 - Acquired via DGO Gold takeover, & additional 5.6% acquired on-market in August 2022
 - Mallina Gold Project PFS released in September
 - Support of Institutional Placement in October 2022
- **Yandal Resources ~17.45%*** (ASX: YRL)

Fully Aligned to Strategy

Currently Valued at A\$440 million**





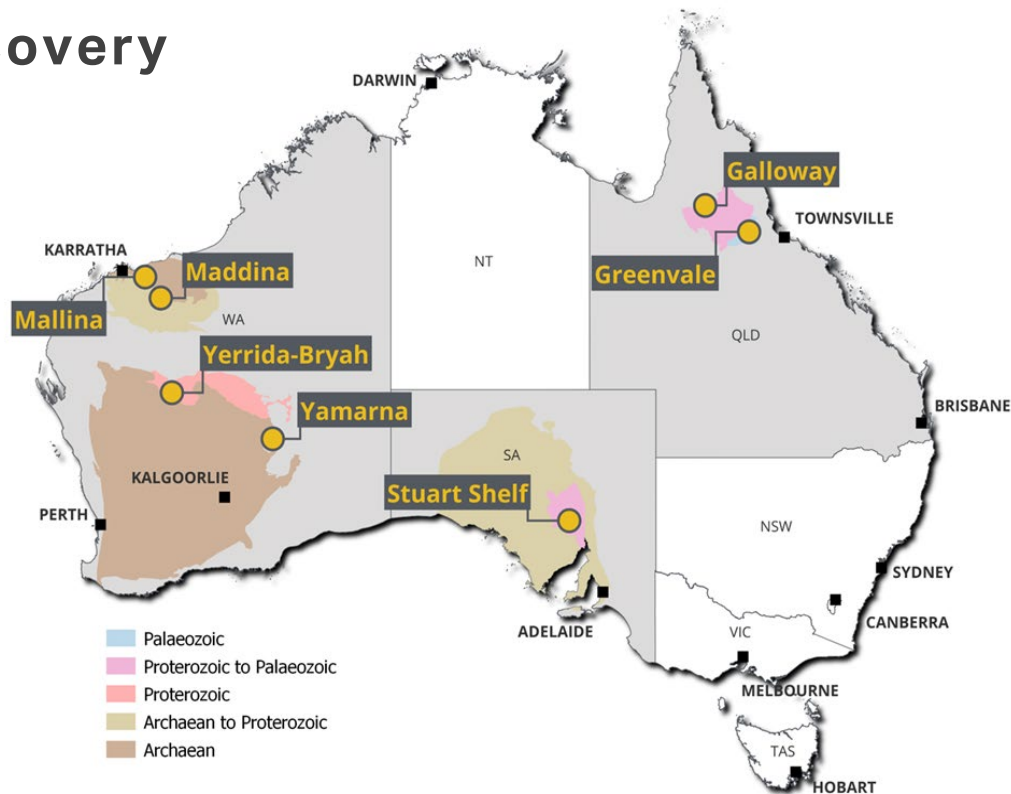
Discovery

Meaningful Discovery

An Australian Portfolio

Strategy of Meaningful Discovery

- **Targeting discovery in Australia**
 - 2023 budget unchanged at \$30 million
 - Focus on Yamarna, Mallina, Greenvale and Golden Highway in 2023
 - Initial targeting & drill planning at Mallina
 - Greenvale Applications granted

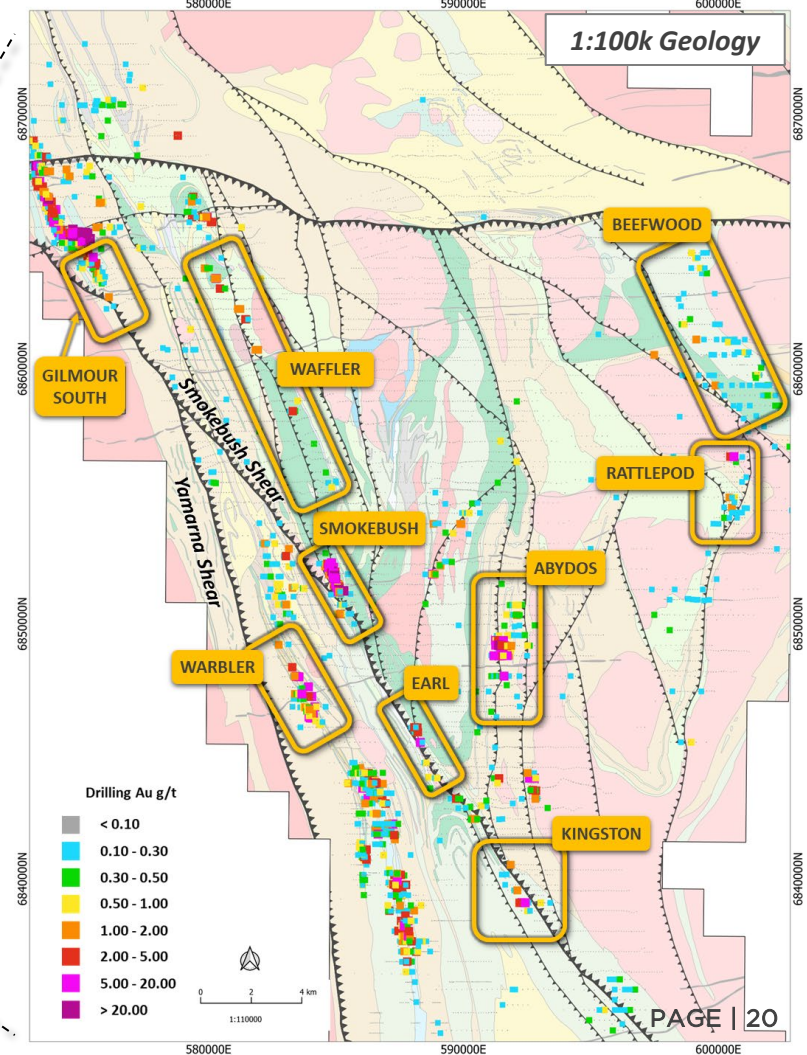
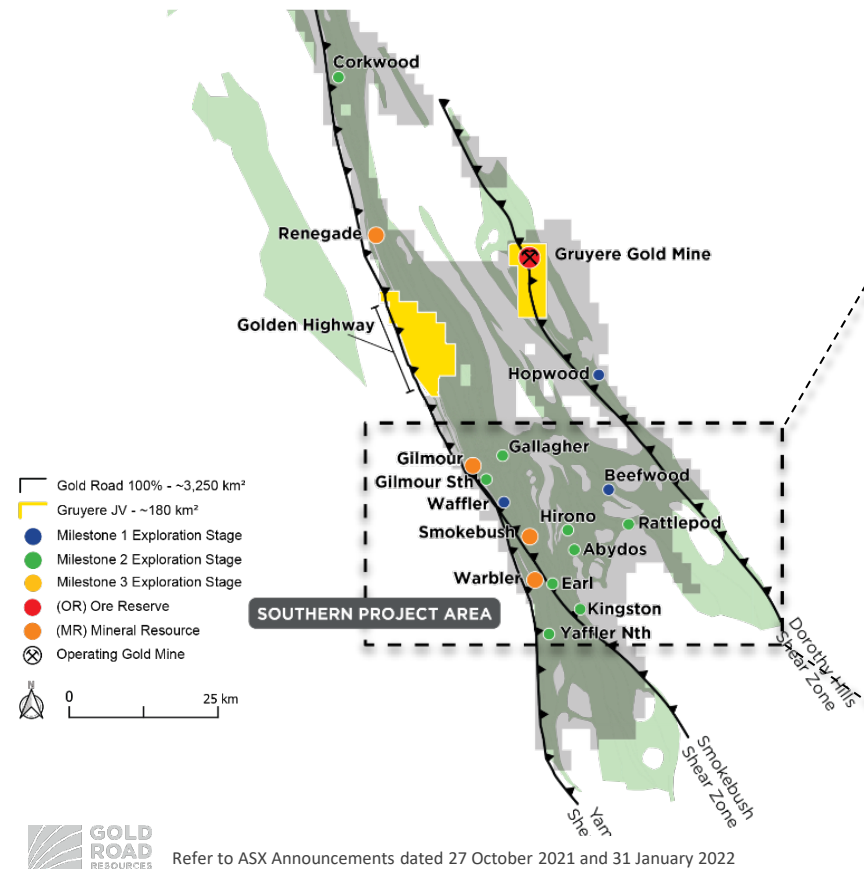


Over 18,000 km² of Greenfields Exploration Tenure



Yamarna

Southern Project Area



Yamarna

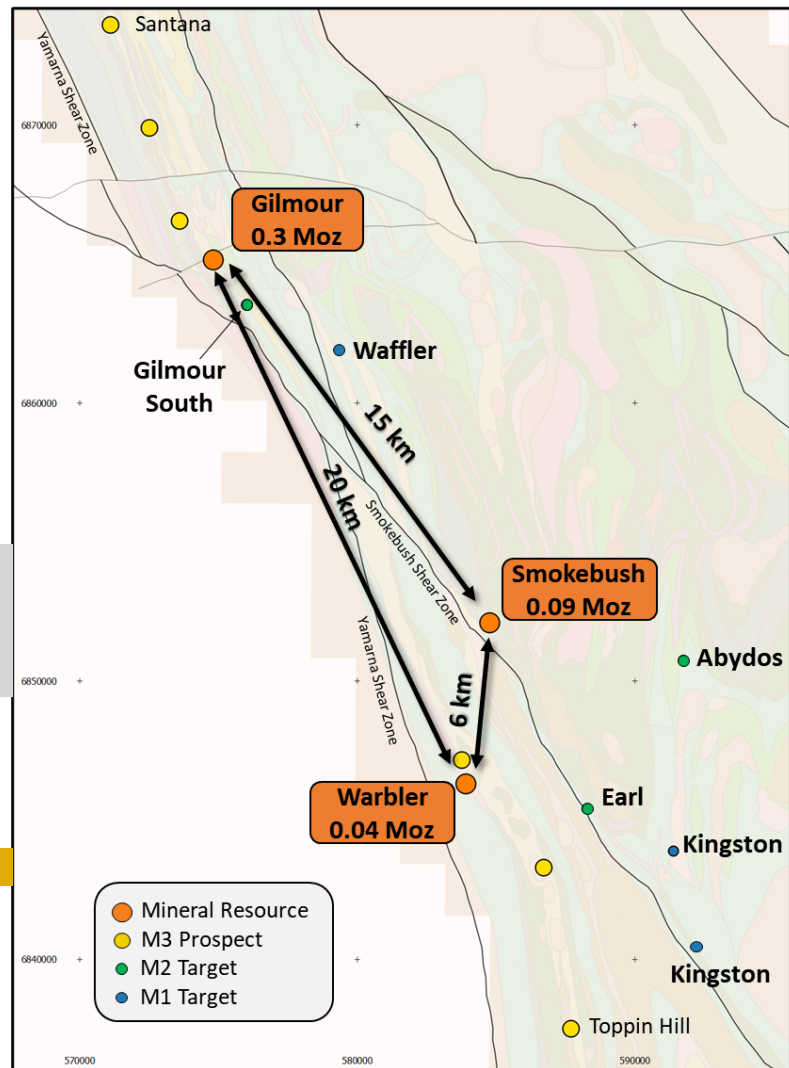
Resource Growth

Gold Road 100% owned Yamarna Resources

- 70% (0.21 Moz) increase in Mineral Resources¹
- 6.4 Mt at 2.44 g/t Au for 0.51 Moz
- Optionality on potential future standalone operation or toll treat

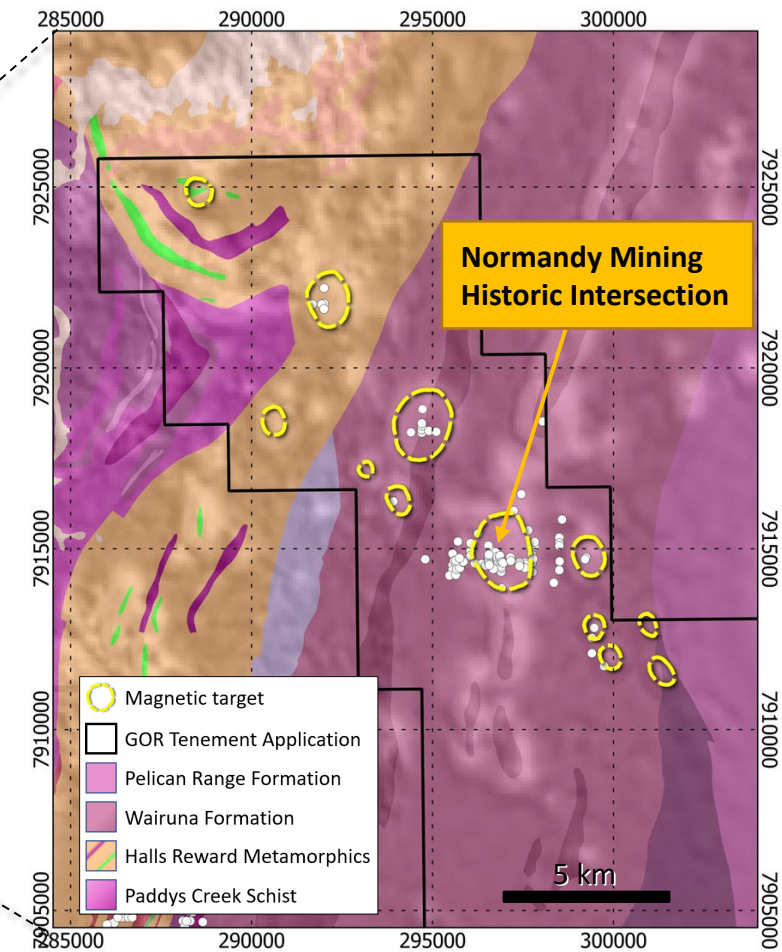
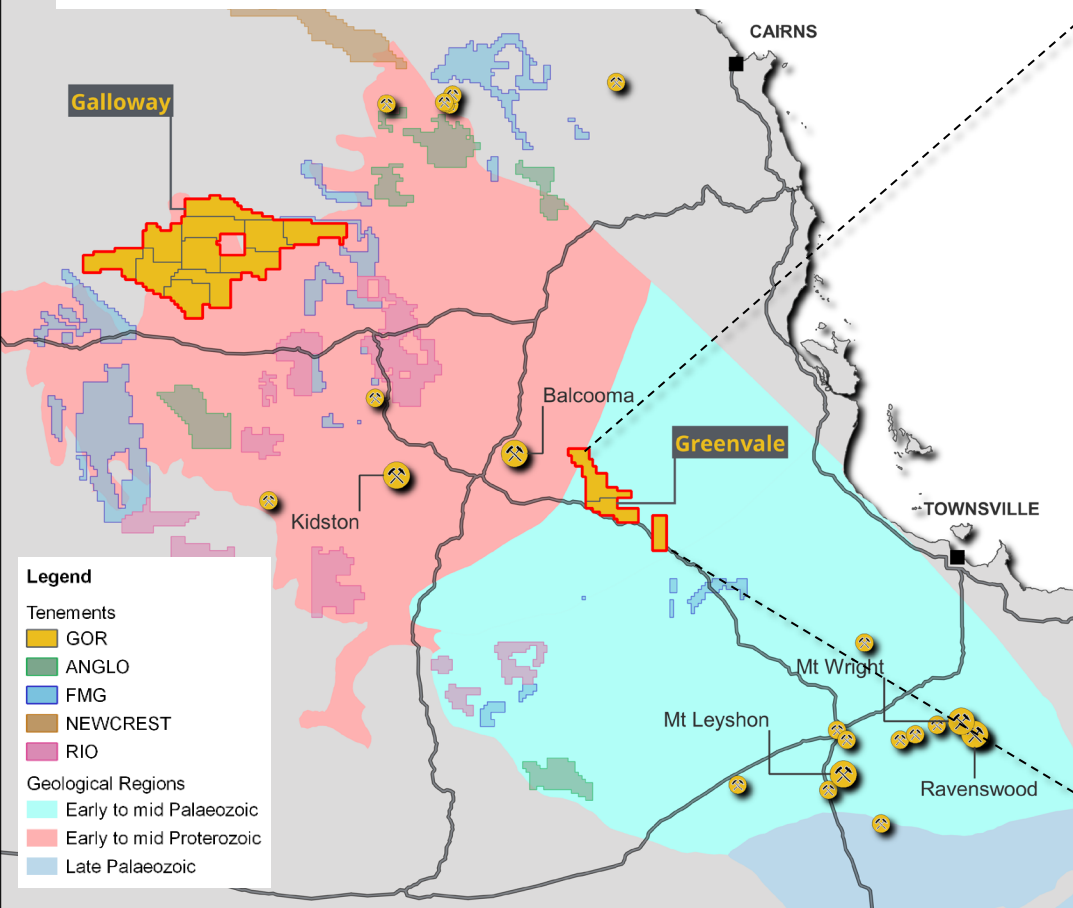
Gold Road (100% owned) - December 2021

Mineral Resource	Tonnes (Mt)	Grade (g/t Au)	Contained Metal (Moz Au)
Renegade Open Pit	1.86	1.13	0.07
Gilmour Open Pit & Underground	2.87	3.28	0.30
Smokebush Open Pit	1.09	2.61	0.09
Warbler Open Pit	0.62	2.14	0.04
Total	6.45	2.44	0.51



Greenvale

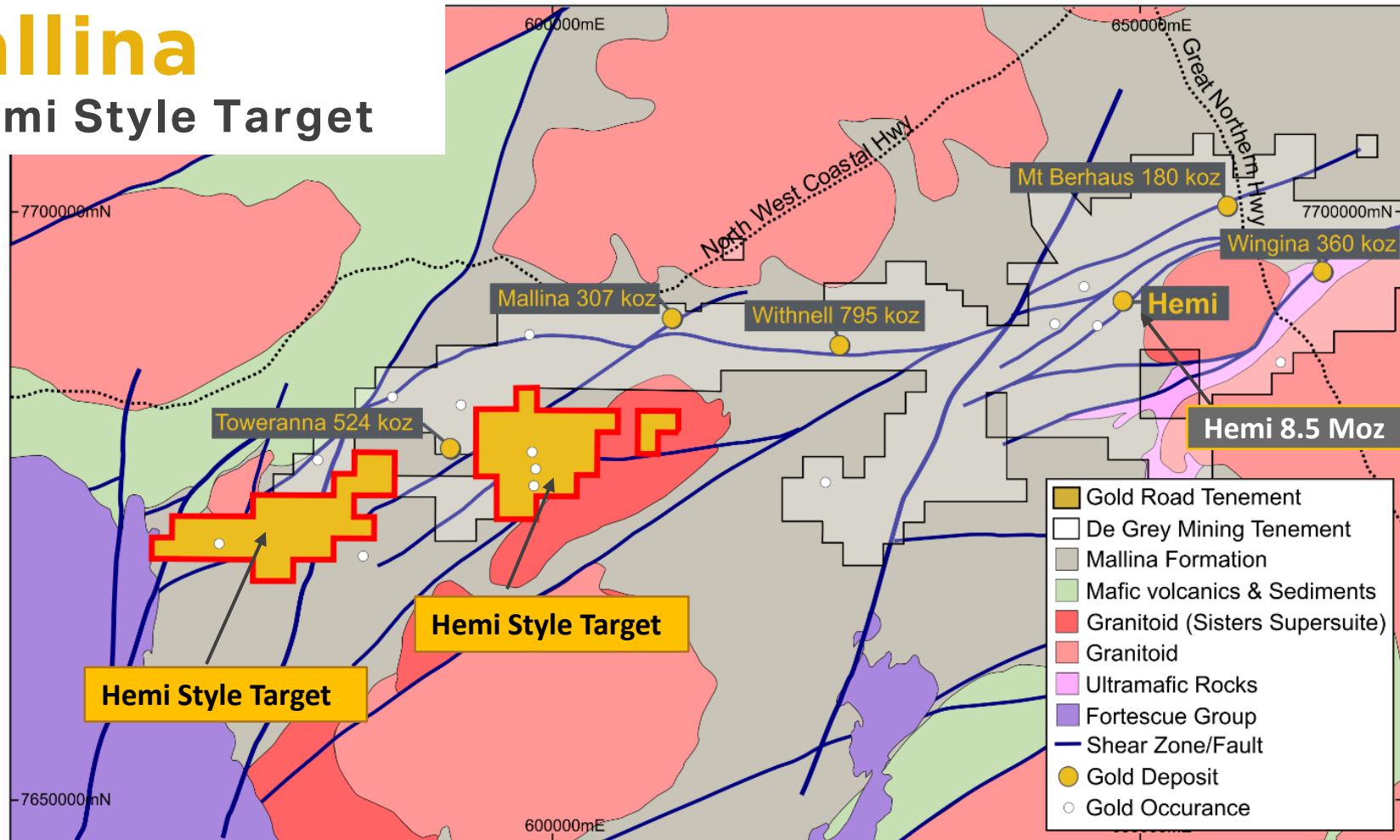
Early Mover Opportunity



Refer to ASX announcement dated 28 July 2022

Mallina

A Hemi Style Target



▶ Delivering Shareholder Value

Strength



Strong business and balance sheet

Margin



Consistent low-cost production outlook for >10 yrs

Growth



**Growing production
Strong Exploration potential
Strategic M&A**

Shareholder Returns



**Continuous dividend payer
Generating free cash flow
Liquid investments at market
value of >\$400M**



Appendices

Mineral Resources & Ore Reserves Table
Corporate Profile, Strategy & Gruyere JV

COMPETENT PERSONS STATEMENT

Exploration Results

The information in this report which relates to Exploration Results is based on information compiled by Mr Andrew Tyrrell, General Manager – Discovery. Mr Tyrrell is an employee of Gold Road, and a Member of the Australasian Institute of Geoscientists (MAIG 7785). Mr Tyrrell is a shareholder and a holder of Gold Road Performance Rights.

Mr Tyrrell has sufficient experience that is relevant to the style of mineralisation and type of deposit under consideration and to the activity being undertaken to qualify as a Competent Person as defined in the 2012 Edition of the "Australasian Code for Reporting of Exploration Results, Mineral Resources and Ore Reserves". Mr Tyrrell consents to the inclusion in the report of the matters based on this information in the form and context in which it appears.

Mineral Resources

The information in this report that relates to the Mineral Resource estimation for the Gruyere, Attila, Argos, Montagne and Alaric Open Pits is based on information compiled by Mr Mark Roux. Mr Roux is a consultant for RSC and a former employee of Gold Fields Australia, and is a Member of the Australasian Institute of Mining and Metallurgy (MAusIMM 324099).

Mr John Donaldson, Principal Resource Geologist for Gold Road has endorsed the Open Pit Mineral Resource estimates for Gruyere, Attila, Argos, Montagne and Alaric on behalf of Gold Road. Mr Donaldson is an employee of Gold Road and a Member of the Australian Institute of Geoscientists and a Registered Professional Geoscientist (MAIG RPGeo Mining 10147). Mr Donaldson is a shareholder and a holder of Performance Rights.

The information in this report that relates to the Mineral Resource estimation for Gruyere and Central Bore Underground, and the Orleans, YAM14, Renegade, Gilmour, Smokebush and Warbler Open Pits is based on information compiled by Mr John Donaldson, Principal Resource Geologist for Gold Road

Mr Roux and Mr Donaldson have sufficient experience that is relevant to the style of mineralisation and type of deposit under consideration and to the activity being undertaken to qualify as Competent Persons as defined in the 2012 Edition of the "Australasian Code for Reporting of Exploration Results, Mineral Resources and Ore Reserves". Mr Roux and Mr Donaldson consent to the inclusion in the report of the matters based on this information in the form and context in which it appears.

Ore Reserves

The information in this report that relates to the Ore Reserve estimation for Gruyere, Attila, Montagne, Argos, and Alaric is based on information compiled by Mr Neil Morriss. Mr Morriss is an employee of Gold Fields Australia and a Member of the Australasian Institute of Mining and Metallurgy (MAusIMM 208320). Mr Jeff Dang, Manager - Mining and Corporate Development for Gold Road has endorsed the Ore Reserve estimation for Gruyere on behalf of Gold Road.

Mr Dang is an employee of Gold Road and is a Member and a Chartered Professional of the Australasian Institute of Mining and Metallurgy (MAusIMM 307499). Mr Dang is a holder of Performance Rights.

Messrs Morriss and Dang have sufficient experience that is relevant to the style of mineralisation and type of deposits under consideration and to the activity currently being undertaken to qualify as a Competent Person as defined in the 2012 Edition of the 'Australasian Code for Reporting of Exploration Results, Mineral Resources and Ore Reserves'. Messrs Morriss and Dang consent to the inclusion in this announcement of the matters based on this information in the form and context in which it appears.

New Information or Data

Gold Road confirms that it is not aware of any new information or data that materially affects the information included in the original market announcements and, in the case of estimates of Mineral Resources and Ore Reserves that all material assumptions and technical parameters underpinning the estimates in the relevant market announcement continue to apply and have not materially changed.

The Company confirms that the form and context in which the Competent Person's findings are presented have not materially changed from the original market announcement.

GJV MINERAL RESOURCE TABLE

31 DECEMBER 2022

Project Name / Category	Gruyere Project Joint Venture - 100% basis			Gold Road Attributable		
	Tonnes (Mt)	Grade (g/t Au)	Contained Metal (Moz Au)	Tonnes (Mt)	Grade (g/t Au)	Contained Metal (Moz Au)
Gruyere JV Mineral Resources						
Gruyere OP Total	136.99	1.33	5.88	68.49	1.33	2.94
Measured	19.95	1.08	0.69	9.98	1.08	0.35
Indicated	93.21	1.37	4.10	46.60	1.37	2.05
Measured and Indicated	113.16	1.32	4.80	56.58	1.32	2.40
Inferred	23.83	1.41	1.08	11.92	1.41	0.54
Golden Highway + YAM14 OP Total	15.51	1.43	0.71	7.76	1.43	0.36
Measured	0.00	-	0.00	0.00	-	0.00
Indicated	10.13	1.50	0.49	5.07	1.50	0.24
Measured and Indicated	10.13	1.50	0.49	5.07	1.50	0.24
Inferred	5.38	1.30	0.23	2.69	1.30	0.11
Central Bore UG	0.24	13.05	0.10	0.12	13.05	0.05
Measured	-	-	-	-	-	-
Indicated	-	-	-	-	-	-
Measured and Indicated	-	-	-	-	-	-
Inferred	0.24	13.05	0.10	0.12	13.05	0.05
Total Gruyere JV	152.74	1.36	6.69	76.37	1.36	3.34

GRUYERE UNDERGROUND RESOURCE

31 DECEMBER 2022

Project Name / Category	Gold Road Attributable		
	Tonnes (Mt)	Grade (g/t Au)	Contained Metal (Moz Au)
Gruyere Underground Mineral Resource – Gold Road Attributable			
Inferred	20.99	1.40	0.95
Total Gruyere Underground	20.99	1.40	0.95

GOLD ROAD 100% YAMARNA RESOURCE TABLE

31 DECEMBER 2022

Project Name / Category	Gold Road Attributable		
	Tonnes (Mt)	Grade (g/t Au)	Contained Metal (Moz Au)
Renegade	1.86	1.13	0.07
Inferred	1.86	1.13	0.07
Gilmour OP	2.29	2.80	0.21
Measured	-	-	-
Indicated	0.59	6.78	0.13
Measured and Indicated	0.59	6.78	0.13
Inferred	1.70	1.42	0.08
Gilmour UG	0.59	5.14	0.10
Measured	-	-	-
Indicated	0.06	4.17	0.01
Measured and Indicated	0.06	4.17	0.01
Inferred	0.53	5.25	0.09
Smokebush	1.09	2.61	0.09
Inferred	1.09	2.61	0.09
Warbler	0.62	2.14	0.04
Inferred	0.62	2.14	0.04
Total Gold Road 100% Owned	6.45	2.44	0.51
Measured	-	-	-
Indicated	0.65	6.55	0.14
Measured and Indicated	0.65	6.55	0.14
Inferred	5.80	1.98	0.37
Total Gold Road Attributable (50% & 100% owned)	103.82	1.44	4.79
Measured	9.98	1.08	0.35
Indicated	52.32	1.45	2.43
Measured and Indicated	62.30	1.39	2.78
Inferred	41.52	1.51	2.02

GJV ORE RESERVE TABLE

31 DECEMBER 2022

Project Name / Category	Gruyere Project Joint Venture – 100% Basis			Gold Road Attributable		
	Tonnes (Mt)	Grade (g/t Au)	Contained Metal (Moz Au)	Tonnes (Mt)	Grade (g/t Au)	Contained Metal (Moz Au)
Gruyere OP Total	91.82	1.27	3.76	45.91	1.27	1.88
Proved	19.83	1.06	0.67	9.92	1.06	0.34
Probable	71.99	1.33	3.08	35.99	1.33	1.54
Golden Highway Total	6.96	1.29	0.29	3.48	1.29	0.14
Proved	-	-	-	-	-	-
Probable	6.96	1.29	0.29	3.48	1.29	0.14
Total Gruyere JV	98.78	1.27	4.05	49.39	1.27	2.02
Proved	19.83	1.06	0.67	9.92	1.06	0.34
Probable	78.95	1.33	3.37	39.47	1.33	1.69

MINERAL RESOURCE & ORE RESERVE

NOTES

Mineral Resource Notes:

- All Mineral Resources are completed in accordance with the JORC Code 2012 Edition
- All figures are rounded to reflect appropriate levels of confidence. Apparent differences may occur due to rounding
- Mineral Resources are inclusive of Ore Reserves. Gruyere Measured category includes Surface Stockpiles (6.25 Mt at 0.72 g/t Au for 0.14 Moz). Mineral Resources depleted for mining
- The Gruyere JV is a 50:50 joint venture between Gold Road and Gruyere Mining Company Pty Ltd, a wholly owned Australian subsidiary of Gold Fields Ltd. Figures are reported on a 100% basis unless otherwise specified, 50% is attributable to Gold Road. Gold Road's 50% attributable Mineral Resource for Gruyere Underground is reported independently of the Gruyere JV
- The Gruyere and Golden Highway (except Orleans) Open Pit Mineral Resources are reported between 0.45 to 0.58 (oxide) and 0.48 to 0.61 (fresh) g/t Au cut-off grade allowing for dilution, processing costs, recovery and haulage to the Gruyere Mill. The Orleans and YAM14 Open Pit Mineral Resources are reported at 0.4 g/t Au cut-off grade and the Renegade, Gilmour, Smokebush and Warbler Mineral Resource are reported at 0.5 g/t Au cut-off grade allowing for processing costs, recovery and haulage to the Gruyere Mill
- All Open Pit Mineral Resources are constrained within a A\$2,000 per ounce (Gruyere JV) or a A\$2,200 per ounce (Gold Road 100%) optimised pit shell derived from mining, processing and geotechnical parameters from the Golden Highway PFS, the Gruyere FS in progress and current Gruyere JV operational cost data
- The Underground Mineral Resource at Gruyere was evaluated by Gold Road on the same geology model used to estimate the December 2022 Open Pit Mineral Resource. The model was evaluated exclusively below the A\$2,000 per ounce pit optimisation shell utilised to constrain the Open Pit Mineral Resource and is reported as 100% in the Inferred category
- The Underground Mineral Resource at Gruyere is constrained by Mineable Shape Optimiser (MSO) shapes of dimensions consistent with underground mass mining methods. The MSO shapes are optimised at cut-off grades based on benchmarked mining costs, current Gruyere operating costs and processing recoveries at a A\$2,000 per ounce gold price.
- Underground Mineral Resources at Gruyere considered appropriate for potential mass mining exploitation in the Central Zone are constrained within MSO shapes of 25 metre minimum mining width in a transverse orientation and 25 metre sub-level interval, and are optimised to a cut-off grade of 1.0 g/t Au
- Underground Mineral Resources at Gruyere considered appropriate for potential mass mining exploitation in the Northern Zone are constrained within MSO shapes of 5 metre minimum mining width in longitudinal orientation and 25 metre sub-level interval, and are optimised to a cut-off grade of 1.5 g/t Au
- Underground Mineral Resources at Central Bore are constrained by a 1.5 metre minimum stope width that are optimised to a 3.5 g/t Au cut-off reflective of a A\$1,850 per ounce gold price
- Underground Mineral Resources at Gilmour are constrained by an area defined by a 2.0 metre minimum stope width and a 3.0 g/t Au cut-off reflective of a A\$2,200 per ounce gold price
- Underground Mineral Resources are reported with diluted tonnages and grades based on minimum stope widths

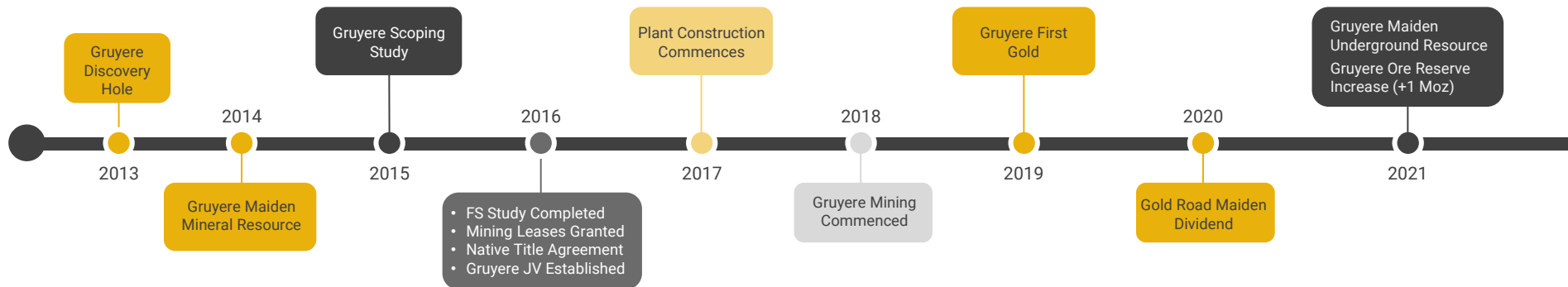
Ore Reserve Notes:

- All Ore Reserves are completed in accordance with the 2012 JORC Code Edition
- All figures are rounded to reflect appropriate levels of confidence. Apparent differences may occur due to rounding.
- The Gruyere JV is a 50:50 joint venture between Gold Road and Gruyere Mining Company Pty Limited, a wholly owned Australian subsidiary of Gold Fields Ltd. Figures are reported on a 100% basis unless otherwise specified, 50% is attributable to Gold Road
- Gold Road holds an uncapped 1.5% net smelter return royalty on Gold Fields' share of production from the Gruyere JV once total gold production exceeds 2 million ounces
- The pit design for reporting the Gruyere Ore Reserve is derived from mining, processing and geotechnical parameters as defined by operational studies, PFS level studies completed between 2019 and 2021 and the 2016 FS. The Ore Reserve is reported using the 2021 Mineral Resource model constrained within the pit design (which is derived from a A\$1,575 per ounce optimisation) and with Ore Reserves reported at A\$1,750 per ounce gold price
- The Ore Reserve for the Golden Highway Deposits which include Attila, Argos, Montagne, and Alaric is constrained within a A\$1,750 per ounce mine design derived from mining, processing and geotechnical parameters as defined by 2020 PFS and operational studies
- The Ore Reserve is evaluated using variable cut-off grades (fresh, transitional and oxide respectively): Gruyere - 0.55, 0.54, 0.51 g/t Au. Attila - 0.69, 0.62, 0.58 g/t Au. Argos - 0.64, 0.64, 0.62 g/t Au. Montagne - 0.67, 0.60, 0.59 g/t Au. Alaric - 0.68, 0.68, 0.66 g/t Au
- Ore block tonnage dilution and mining recovery estimates: Gruyere - 4% and 99%. Attila - 21% and 99%. Argos - 17% and 89%. Montagne - 15% and 94%. Alaric - 31% and 99%
- Gruyere Proved category includes Surface Stockpiles (6.25 Mt at 0.72 g/t Au for 0.14 Moz). Ore Reserves are depleted for mining

The Gruyere Joint Venture

- Tenements cover approximately 176 km²
- 50% Gold Fields (Manager & Operator) and 50% Gold Road
- Gold Road has significant influence within JV. Shared Management & Technical Committees
- Unanimous approval required of annual plan, life of mine plan, key contracts and capital expenditure.
- Unincorporated JV: Each party receives 50% of gold production to sell on market or deliver into hedges
- Gold Road holds an uncapped 1.5% NSR on Gold Field's production when Gruyere production exceeds 2 million ounces

Gruyere Timeline





We care for the wellbeing of all



We act with integrity



We deliver



We innovate to improve



We work as one team

► Our Strategy

Discovery

Discover gold resources that transform the company

Build and maintain a project pipeline for growth

ESG

Operate safely and care for our people, stakeholders & environment

Enhance Gold Road's reputation as a strong ESG performer

Dow Jones Sustainability Index member

Gruyere

Deliver world class operating performance

Grow margins and mine life

Corporate Development

Strategic M&A with Discipline

Grow & Diversify production base

Quality, low risk assets

Organisational Capability

People and business systems to support the strategy

Capital management, strong liquid balance sheet, no hedging after Nov 2022, cash flow for growth and returns

