

# KKR Credit Income Fund Market Update

November 2021



# Important Information

You must read this notice before reading or making any use of this Document or any information contained in this Document. By continuing to read, use or otherwise act on this Document, you agree to be bound by the following terms and conditions, including any modifications to them.

## General

This information has been prepared by KKR Australia Investment Management Pty Ltd ABN 42 146 164 454, AFSL 420 085 ("KKR AIM") and issued and authorised for release by The Trust Company (RE Services) Limited ABN 45 003 278 831, AFSL 235150 ("TTCRESL"). TTCRESL is the responsible entity and issuer of the KKR Credit Income Fund ARSN 634 082 107 ("Fund"). TTCRESL has appointed KKR AIM to act as the manager of the Fund. This update is general information only and is not intended to provide you with financial advice or take into account your objectives, financial situation or needs. You should consider, with a financial adviser, whether the information is suitable for your circumstances. To the extent permitted by law, no liability is accepted for any loss or damage as a result of any reliance on this information. Past performance is not indicative of future performance. This information is believed to be accurate at the time of compilation and is provided in good faith. This information may contain information contributed by third parties. KKR AIM and TTCRESL do not warrant the accuracy or completeness of any information contributed by a third party. Before making any investment decisions you should consider the Product Disclosure Statement ("PDS") for the Fund issued by TTCRESL and the Fund's other periodic and continuous disclosure announcements lodged with the Australian Securities Exchange ("ASX"), which are available at [www.kkcaustralia.com.au](http://www.kkcaustralia.com.au) or can be obtained by calling 1300-131-856 within Australia. None of KKR AIM, its affiliates or its related bodies corporate, or any company in the Perpetual Group (Perpetual Group means Perpetual Limited ABN 86 000 431 827 and its subsidiaries) guarantees the performance of the Fund or the return of an investor's capital. This information does not constitute an offer, invitation, solicitation or recommendation with respect to the purchase or sale of the Fund's units.

## Information in this Document

This information is only as current as the date indicated, and may be superseded by subsequent market events or for other reasons. This information may contain projections or other forward-looking statements and comments regarding future events, including targets or expectations regarding the Fund's business, plans and strategies. Forward-looking statements also include prospective financial information for the Fund. Forward looking statements can generally be identified by the use of forward looking words such as, "expect", "anticipate", "likely", "intend", "should", "could", "may", "predict", "plan", "propose", "will", "believe", "forecast", "estimate", "target" and other similar words that involve risks and uncertainties. Indications of, and guidance or outlook on, future earnings or financial position or performance are also forward looking statements. Forward looking statements involve inherent risks and uncertainties, both general and specific, and there is no assurance that such events or targets will be achieved. References to any market or composite indices in this presentation are not intended to imply that any fund or any of its investment strategies are expected to achieve returns, volatility or results similar to these indices. Market and composite indices are not investment products available for purchase, are unmanaged and are not subject to fees and expenses typically associated with investment funds. Market and composite indices therefore do not take into account fees or expenses typically associated with managed accounts or investment funds or directly employ actively managed investment techniques and strategies such as those typically employed by the funds. An investment in a fund is not comparable to an investment in any market index or in the securities or investments that comprise any such index. A number of important factors could cause the Fund's actual results to differ materially from the plans, objectives, expectations, estimates and intentions expressed in such forward looking statements, and many of these factors are beyond the control of TTCRESL and KKR AIM. This information is not a promise or representation as to the future and past performance is not a guarantee of future performance. Statements or assumptions in this information as to future matters may prove to be incorrect and may be superseded by subsequent market events or for other reasons. You acknowledge that the circumstances may change and that this information may become outdated as a result. You should make your own independent assessment of this information and seek your own independent professional advice in relation to the information and any action taken on the basis of the information.

## Information about KKR

KKR Credit conducts its business through KKR Credit Advisors (US) LLC, an SEC-registered investment adviser, KKR Credit Advisors (Ireland) Unlimited Company, authorised and regulated by the Central Bank of Ireland, KKR Credit Advisors (EMEA) LLP which is authorized and regulated by the Financial Conduct Authority in the United Kingdom, and KKR Credit Advisors (Singapore) Pte. Ltd., which is regulated by the Monetary Authority of Singapore.

References to "KKR Capstone" or "Capstone" are to all or any of KKR Capstone Americas LLC, KKR Capstone EMEA LLP, KKR Capstone EMEA (International) LLP, KKR Capstone Asia Limited, and their affiliates. In this Document, the impact of initiatives in which KKR Capstone has been involved is based on KKR Capstone's internal analysis and information provided by the applicable portfolio company. Impacts of such initiatives are estimates that have not been verified by a third party and are not based on any established standards or protocols. They may also reflect the influence of external factors, such as macroeconomic or industry trends, that are unrelated to the initiative presented.

General discussions contained within this Document regarding the market or market conditions represent the view of either the source cited or KKR AIM. Nothing contained herein is intended to predict the performance of any investment. There can be no assurance that actual outcomes will match the assumptions or that actual returns will match any expected returns.

KKR Credit leverages the full resources of KKR, including its private equity professionals, KKR Capstone operating experts, its KKR Capital Markets professionals, its portfolio company management teams, its Senior Advisor network and its Global Public Affairs division in public markets investment activities for the KKR Credit platform. The use of such KKR personnel in the Fund's investment activities may be limited or restricted in certain circumstances, pursuant to applicable law and KKR's Confidential Information and Inside Information Barrier Policies and Procedures. Employees of KKR Credit Advisors (US) LLC, and KKR Capital Markets LLC located in the United States are dual employees of Kohlberg Kravis Roberts & Co. L.P.

All opinions and estimates constitute judgments of KKR AIM and are subject to change without notice. These statements should therefore not be relied upon as an accurate representation or prediction as to any future matters.

### For any queries, please contact:

Unit Registry – Boardroom Pty Ltd

Telephone: 1300 737 760 (within Australia)  
+61 2 9290 9600 (outside Australia)

Email: [enquiries@boardroomlimited.com.au](mailto:enquiries@boardroomlimited.com.au)

Website: [www.kkcaustralia.com.au](http://www.kkcaustralia.com.au)



NOT FOR RELEASE OR DISTRIBUTION IN THE UNITED STATES

# KKR Credit Income Fund Market Update

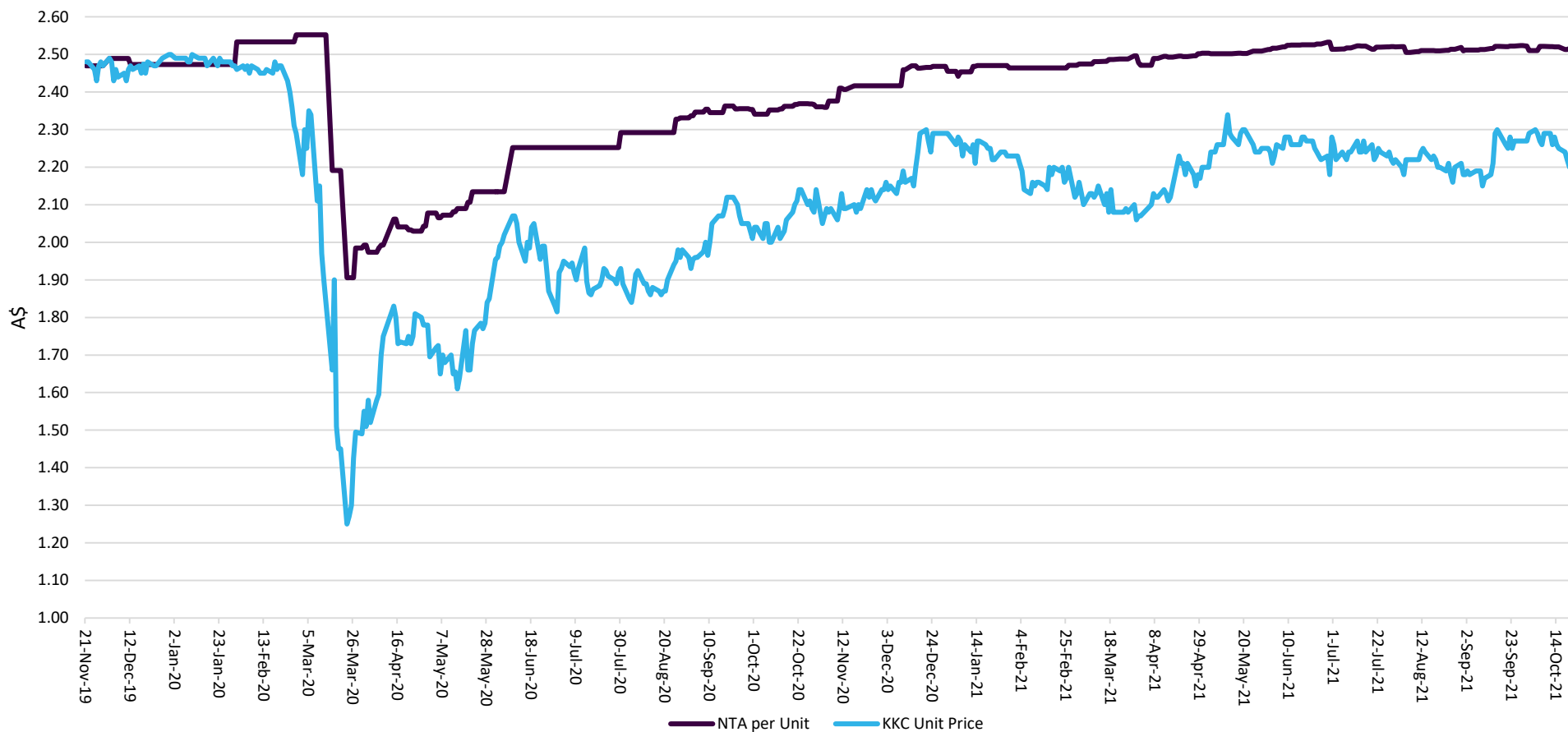
**Jeremiah Lane**

*Partner, Credit Investing Team  
(San Francisco)*



# KKC Performance Update

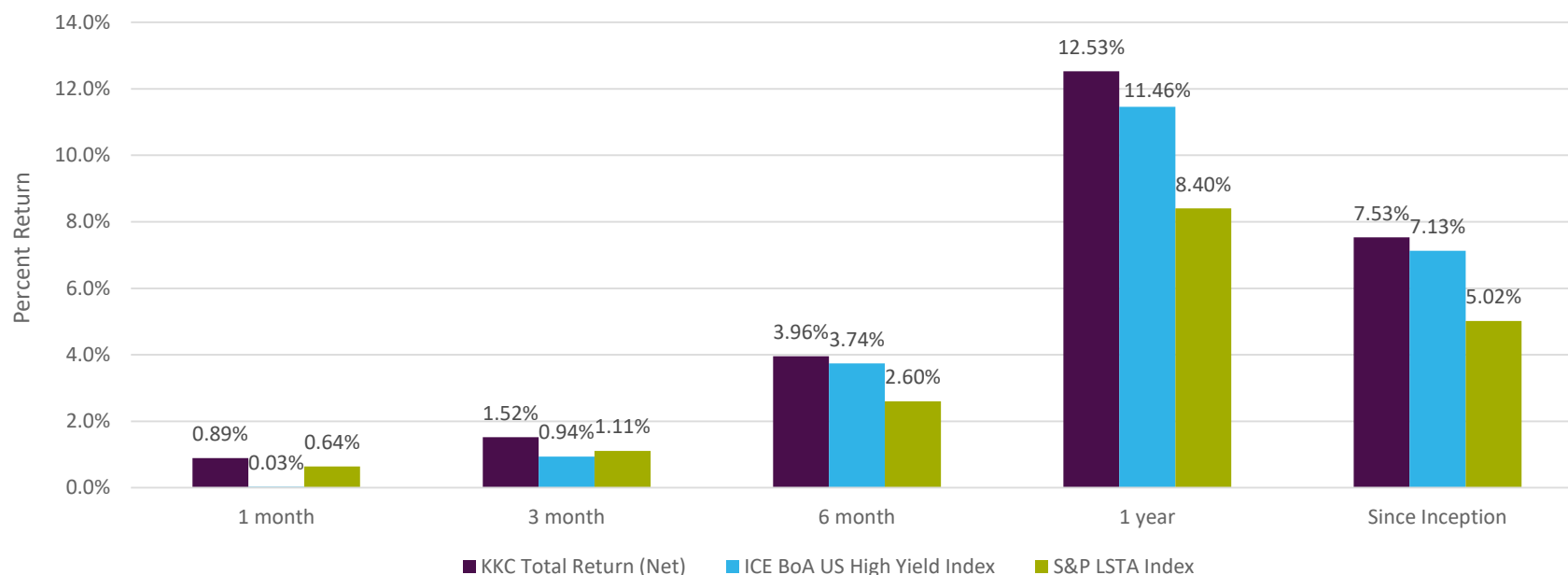
## KKC NTA Since Listing on the ASX



The NTA was back to A\$2.52 as at 30th September 2021

# KKC – Performance & Portfolio Overview

## Historical Performance



## Portfolio Statistics:

|   | Current Yield | Yield to Maturity | Duration   |
|---|---------------|-------------------|------------|
| KKR Credit Income Fund (KKC) <sup>(2)</sup> | 6.9%          | 7.2%              | 1.4 years  |
| ICE BofA US High Yield Index                | 4.2%          | 4.7%              | 4.2 years  |
| S&P LSTA Index                              | 4.0%          | 4.2%              | 0.25 years |

Source: KKR As of 30 September 2021 and based on look through to assets in KKC's underlying funds. Past Performance is no guarantee of future results. KKC total net returns are net of fees and expenses incurred by KKC but before tax.

(1) Since listing performance is shown annualized. Figures are as of 30 September 2021.

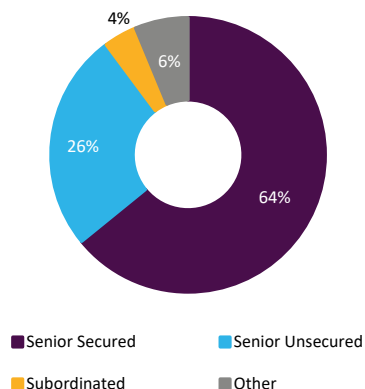
(2) ICE BoA US High Yield Index represents US High Yield Bonds.

(3) S&P LSTA represents Leveraged Loans.

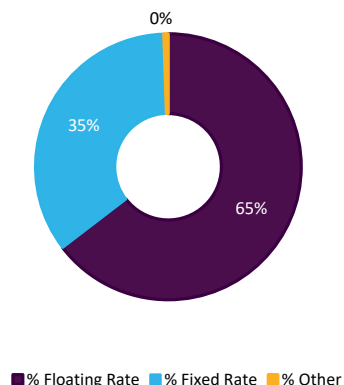
(4) KKC yield represents the views of KKR Credit as of 30 September 2021 regarding the likely current yields of investments in KKC's GCOF-style SMA and EDL over a full market cycle and is subject to change. There is no guarantee that the assumptions upon which estimated current yields are based will materialise as anticipated. These YTM and current yield figures exclude cash balances.

# KKC - Current Portfolio Positioning

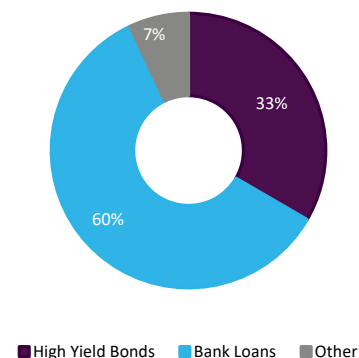
SENIOR vs. SUBORDINATED



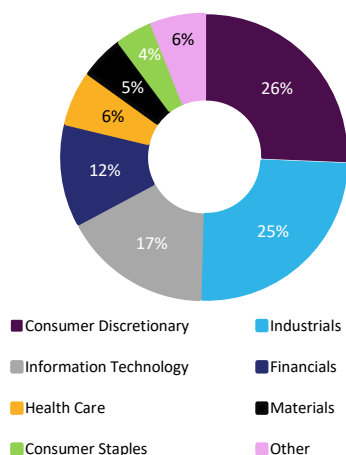
FLOATING vs. FIXED



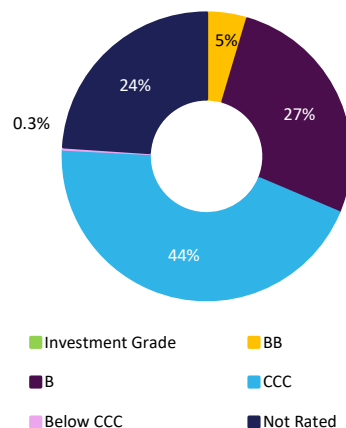
ASSET TYPE DIVERSIFICATION



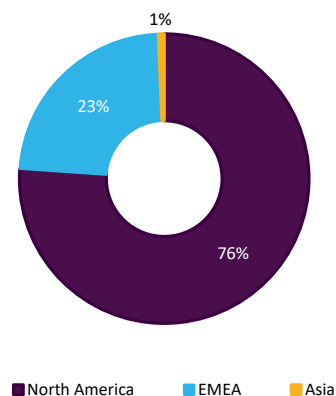
SECTOR DIVERSIFICATION



RATING DIVERSIFICATION<sup>(1)</sup>



GEOGRAPHIC DIVERSIFICATION



## Key Points

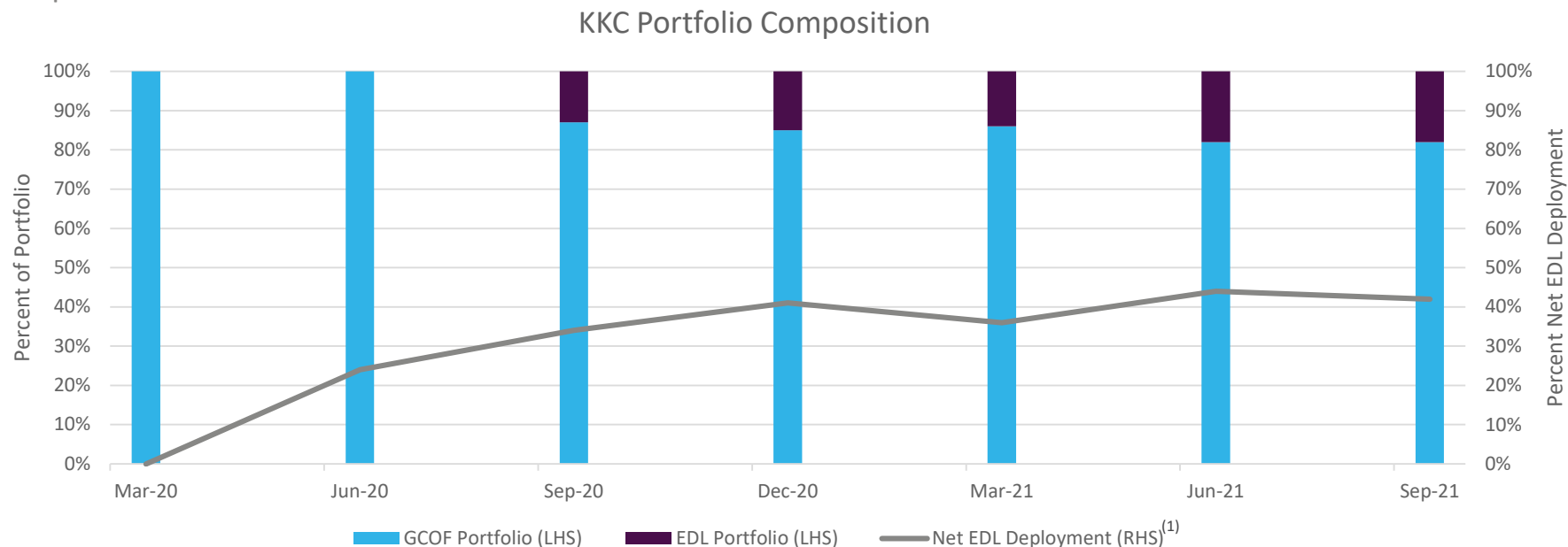
- 90% senior in capital structure
- Majority of portfolio is floating rate
- Greater focus on loans
- No new defaulted positions in the portfolio
- European exposure has grown as EDL deploys
- EDL is ~42% net deployed by the end of September

Source: KKR As of 30 September 2021 and based on look through to assets in KKC's underlying funds.

(1) Credit ratings are statements of opinion of a relevant credit agency about the likelihood of a borrower to meet its interest and principal payment and repayment obligations when they fall due. Credit ratings are not statements of fact or recommendations to purchase, hold or sell securities. Credit ratings do not address the suitability of securities or the suitability of securities for investment purposes, and should not be relied upon as investment advice.

# KKC – European Direct Lending Deployment

Portfolio Composition:



|                                    | Mar -20 | Jun-20 | Sep-20 | Dec-20 | Mar-21 | Jun-21 | Sep-21 |
|------------------------------------|---------|--------|--------|--------|--------|--------|--------|
| Number of EDL Deals <sup>(2)</sup> | 23      | 12     | 17     | 19     | 19     | 22     | 20     |

Source: KKR As of 30 September 2021 and based on look through to assets in KKC's underlying funds.

(1) Net deployment (on a cost basis) based on a target EDL allocation within KKC of 50% of the total portfolio.

(2) Number of EDL assets in the portfolio at month end.

# Summary

## KKC

|  |  |
|--|--|
| <b>Portfolio Yield <sup>(1)</sup></b>            | 6.9%                                   |
| <b>Target Distribution Yield</b>                 | 5.3% (4.8% on listing price of \$2.50) |
| <b>Default Rate Since Listing <sup>(2)</sup></b> | 2.2%                                   |

- Diversified credit exposure with a focus on capital preservation – low default rate compared to High Yield (4.5%) and Loans (2.9%) <sup>(2)</sup>
- Target monthly distribution of 1 cent per month
- Ongoing buy-back program
- Aim to establish an unlisted credit fund with the ability to invest in KKC
- Access to KKR Credit capabilities across High Yield, Bank Loans and Private Credit
- Flexible mandate to reposition exposures in line with market conditions

## KKR Credit

|                                |            |
|--------------------------------|------------|
| <b>KKR Credit AUM</b>          | US \$185bn |
| <b>KKR Credit Team Members</b> | 160        |
| <b>KKR Credit inception</b>    | 2004       |

- 160 KKR Credit investment professionals across 9 cities in 7 countries
- KKR Credit leverages the firms resources and capabilities across KKR Private Equity, Global Macro, KKR Capital Markets, and KKR Capstone
- Proprietary sourcing through long-standing relationships with a wide network of issuers
- Capital preservation through proprietary research and quarterly re-underwriting resulting in low default rates across the credit portfolio

Note: All information as of September 30, 2021 unless otherwise noted.

(1) KKC yield represents the views of KKR Credit as of 30 September 2021 regarding the likely current yields of investments in KKC's GCOF-style SMA and EDL over a full market cycle and is subject to change.

There is no guarantee that the assumptions upon which estimated current yields are based will materialise as anticipated. These YTM and current yield figures exclude cash balances.

(2) Default rate from November 2019 to June 30 2021. Default rate refers to the percentage of loans and bonds that failed to receive scheduled payment from borrowers. JPM HY represents High Yield. JPM 8

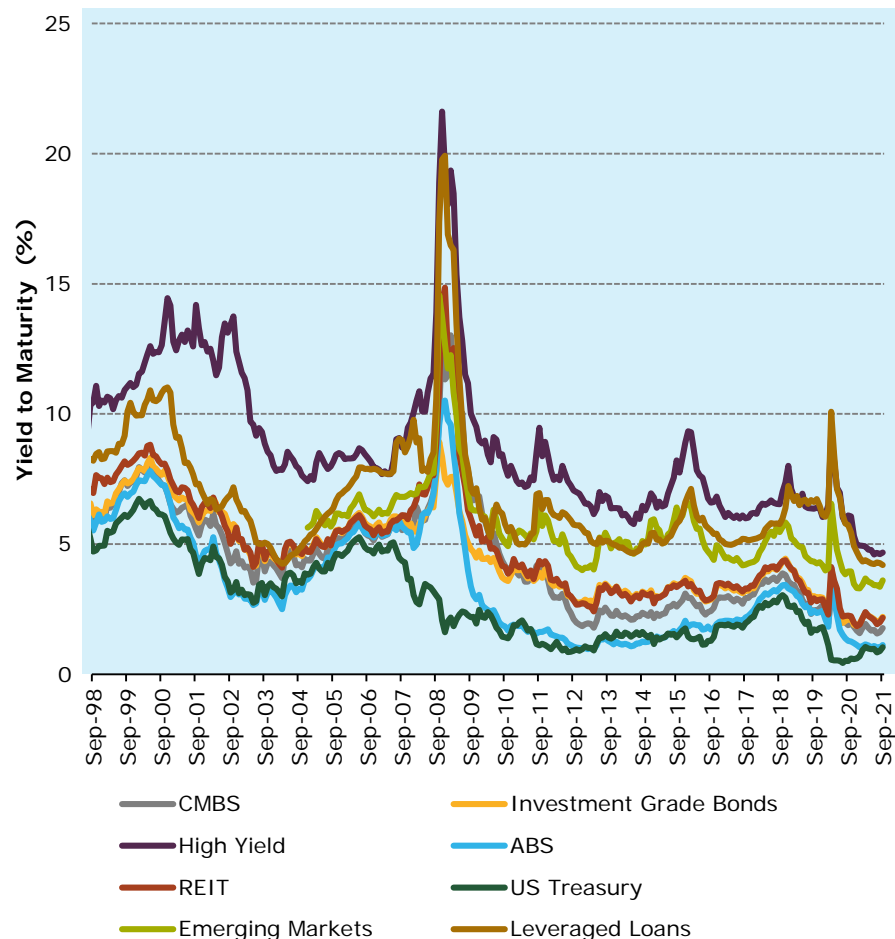
(3) LL Indexes represents Loans.



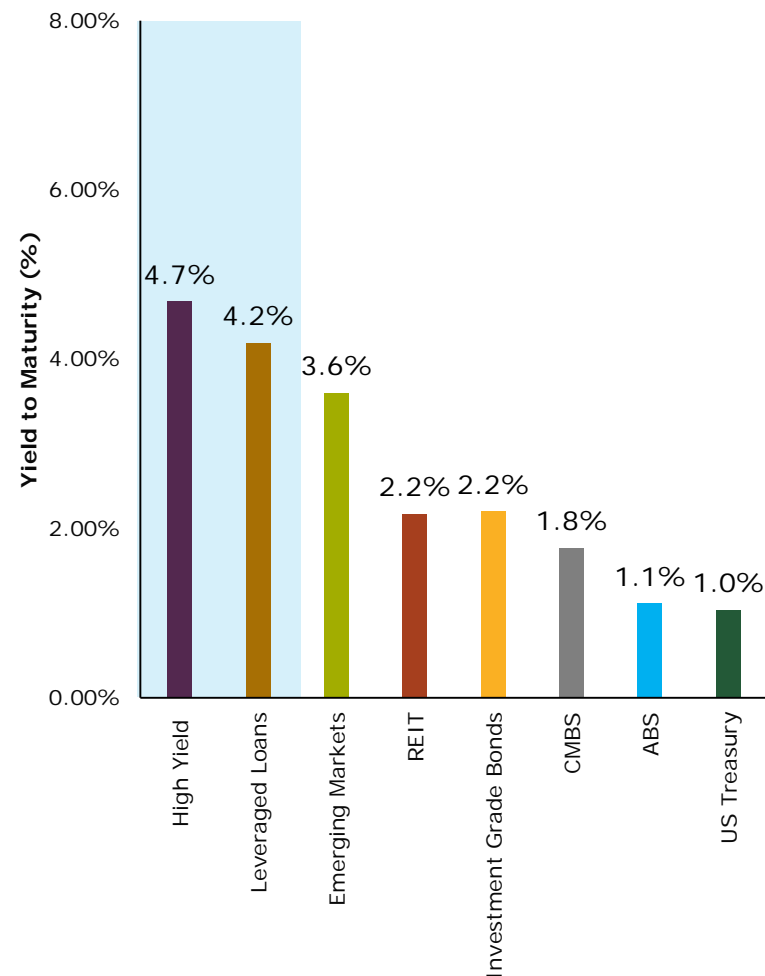
# Market Update

# Credit Still Looks Attractive vs. Other Asset Classes

Yield Across Various Asset Classes over time<sup>(1)</sup>



Yield Across Various Asset Classes<sup>(1)</sup>

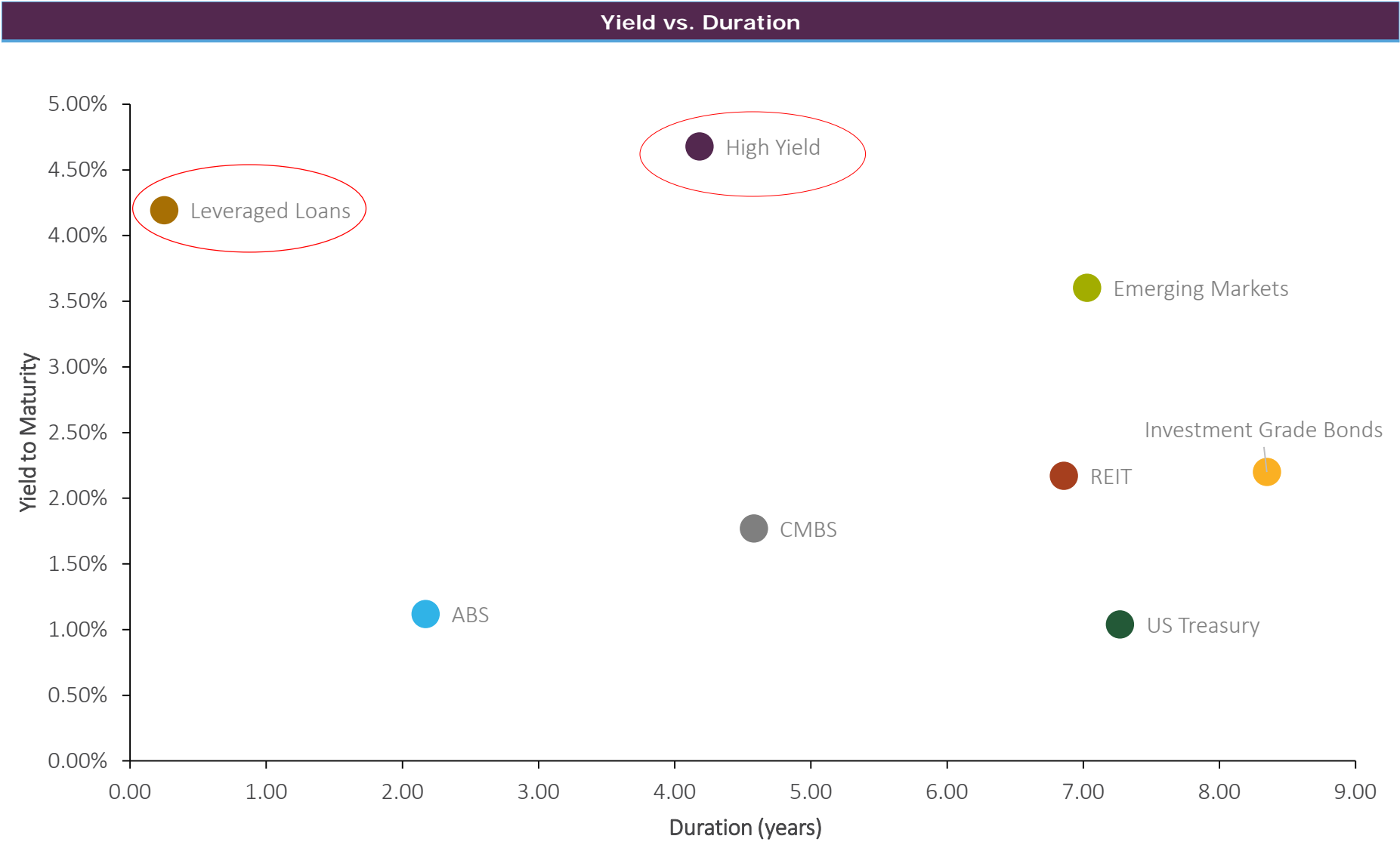


Source: Bloomberg, S&P and ICE Indices as of September 30, 2021. These data providers have not consented to the inclusion of this data in this document.

Note: High Yield Returns represents the BAML HY Master II Yield to Maturity. Leveraged Loan Returns represents S&P LSTA USLLI Yield to Maturity. Emerging Markets: BAML Emerging Markets Diversified Corporate Master (EMSD), REIT: BAML US REIT (CREI), Investment Grade: BAML US Corp Master (COA0), CMBS: BAML CMBS Fixed Rate (CMBS), ABS: BAML ABS Master Fixed Rate (ROA0), US Treasury: BAML US Treasury Master (GOQ0). The chart on the right shows a snapshot of current Yields to Maturity for the eight indices shown on the left side chart to highlight relative yields today.

Investments by KKC are not limited to the types described. The specific investments identified are not representative of all of the investments in which KKC will directly or indirectly have an interest and it should not be assumed that the investments identified will be profitable. All opinions and estimates constitute judgments of KKC and are subject to change without notice. These statements should therefore not be relied upon as an accurate representation or prediction as to any future matters.

# And Offers Attractive Risk Reward



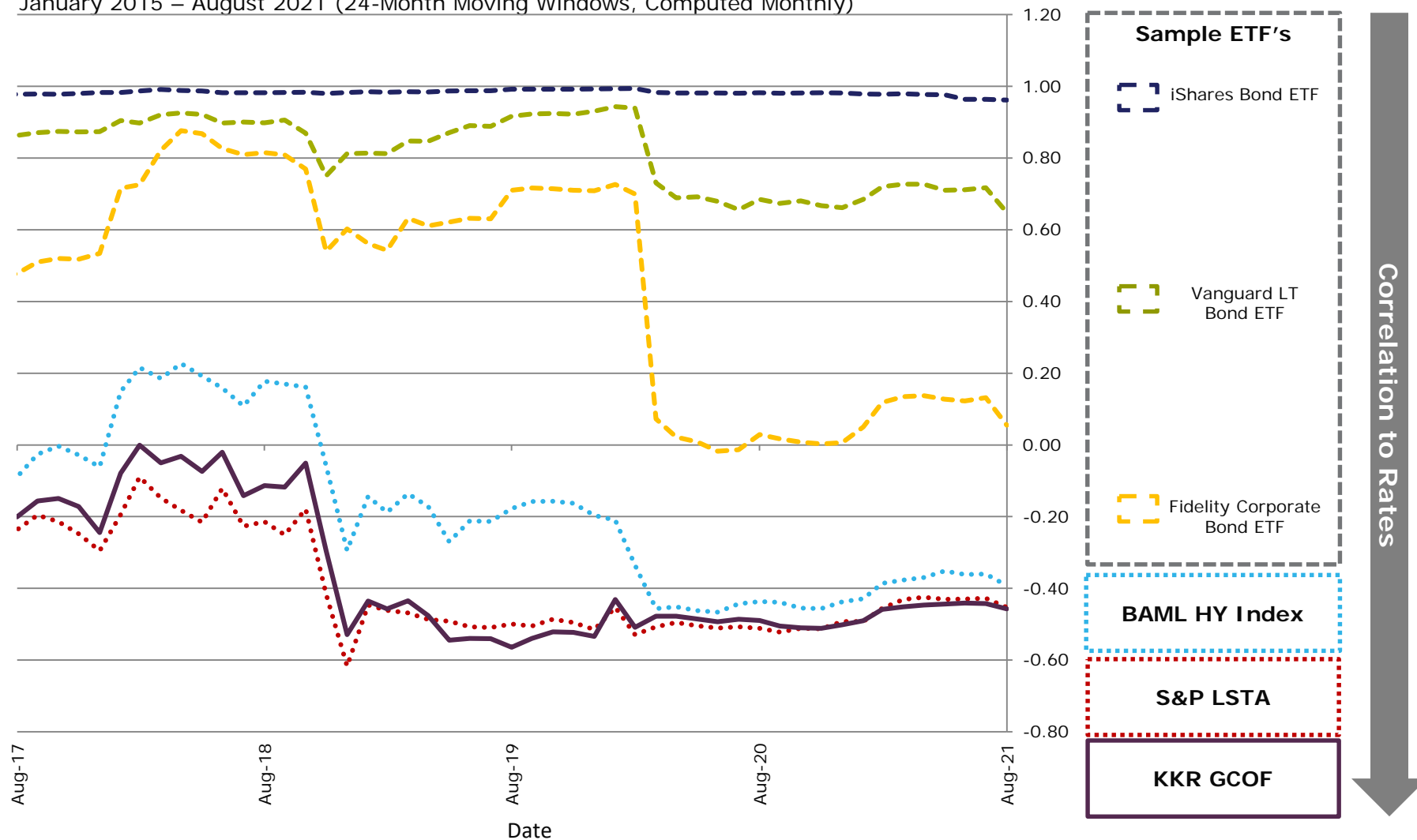
Source: Bloomberg, S&P and ICE Indices as of September 30, 2021. These data providers have not consented to the inclusion of this data in this document.

Note: High Yield represents the BAML HY Master II. Assumes S&P LSTA Effective Duration of 0.25, Duration stat not tracked by LSTA. Emerging Markets: BAML Emerging Markets Diversified Corporate Master (EMSD), REIT: BAML US REIT (CREI), Investment Grade: BAML US Corp Master (COA0), CMBS: BAML CMBS Fixed Rate (CMBS), ABS: BAML ABS Master Fixed Rate (ROA0), US Treasury: BAML US Treasury Master (GOQ0). Duration measures price sensitivity to changes in interest rates.

# Recent US Treasury Movement: Focus of Delivery of Uncorrelated Returns

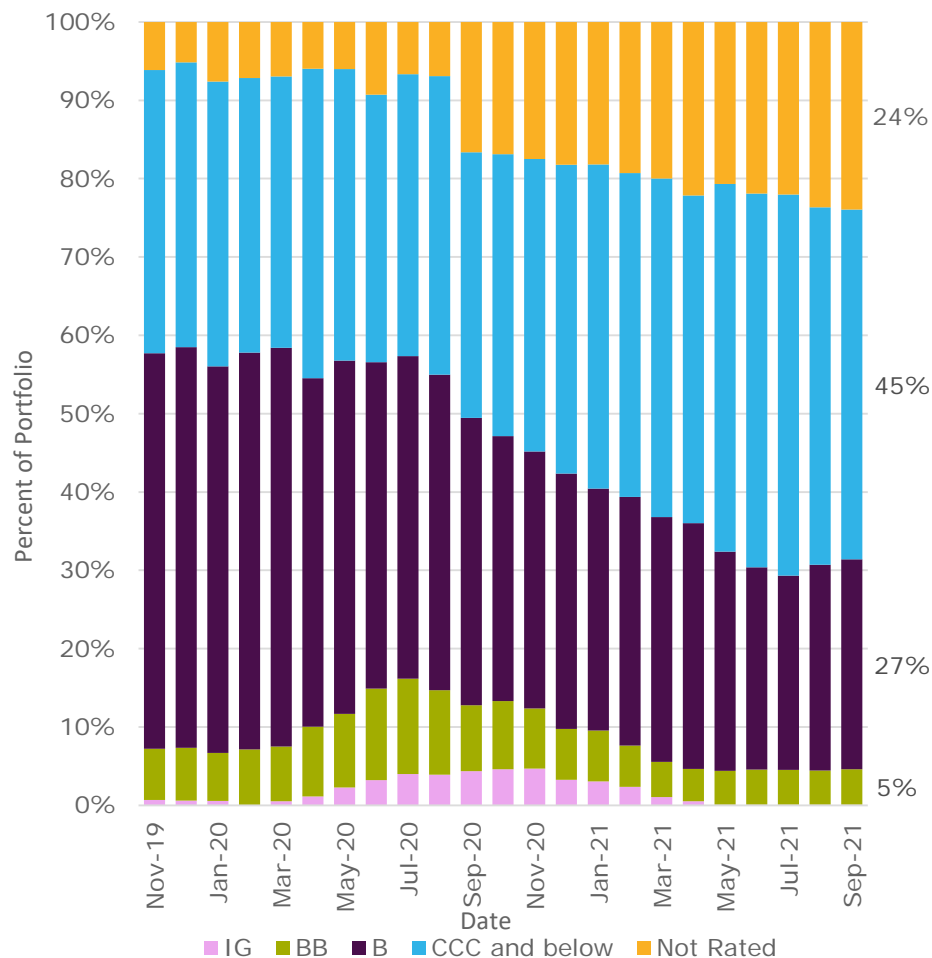
## Correlation to 10-Year Treasury (GA10)

January 2015 – August 2021 (24-Month Moving Windows, Computed Monthly)



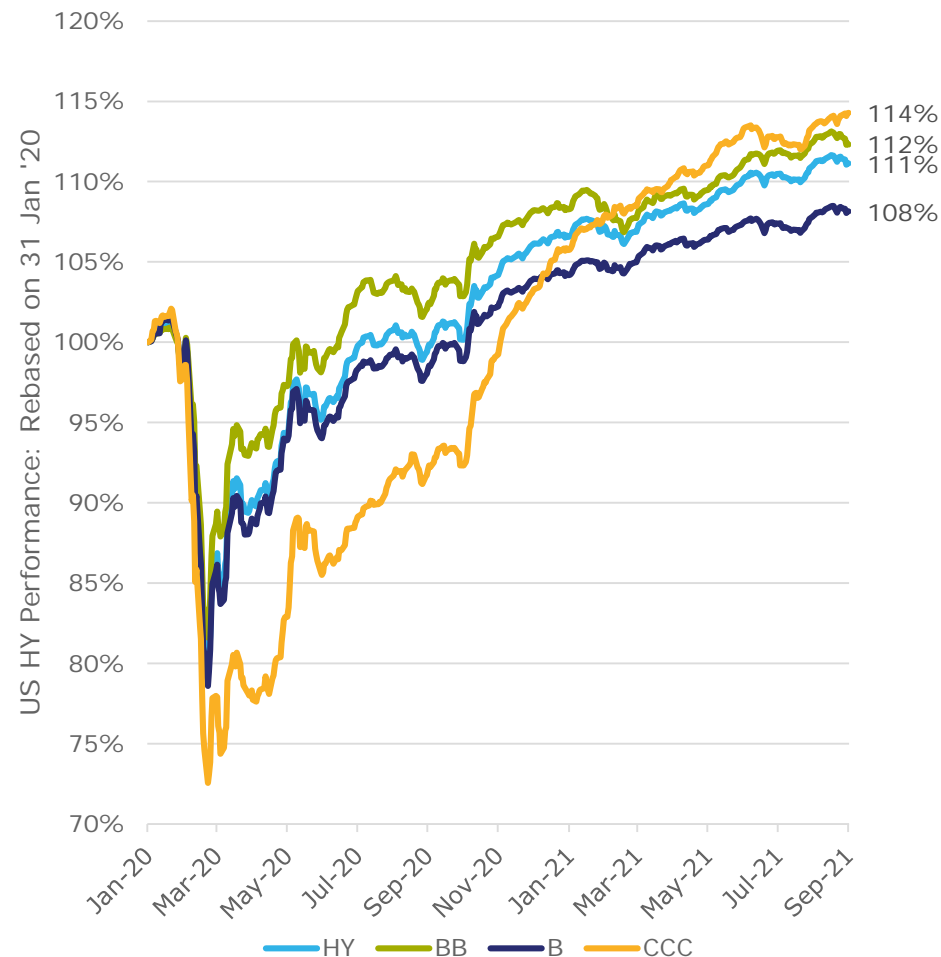
# Deeper Dive into High Yield Performance by Rating<sup>(1)</sup>

## Ratings Evolution of KKC Assets



Source: KKR as at 30 September 2021. Exposures are shown ex-cash.

## US HY Performance: Rebased on 31 Jan '20



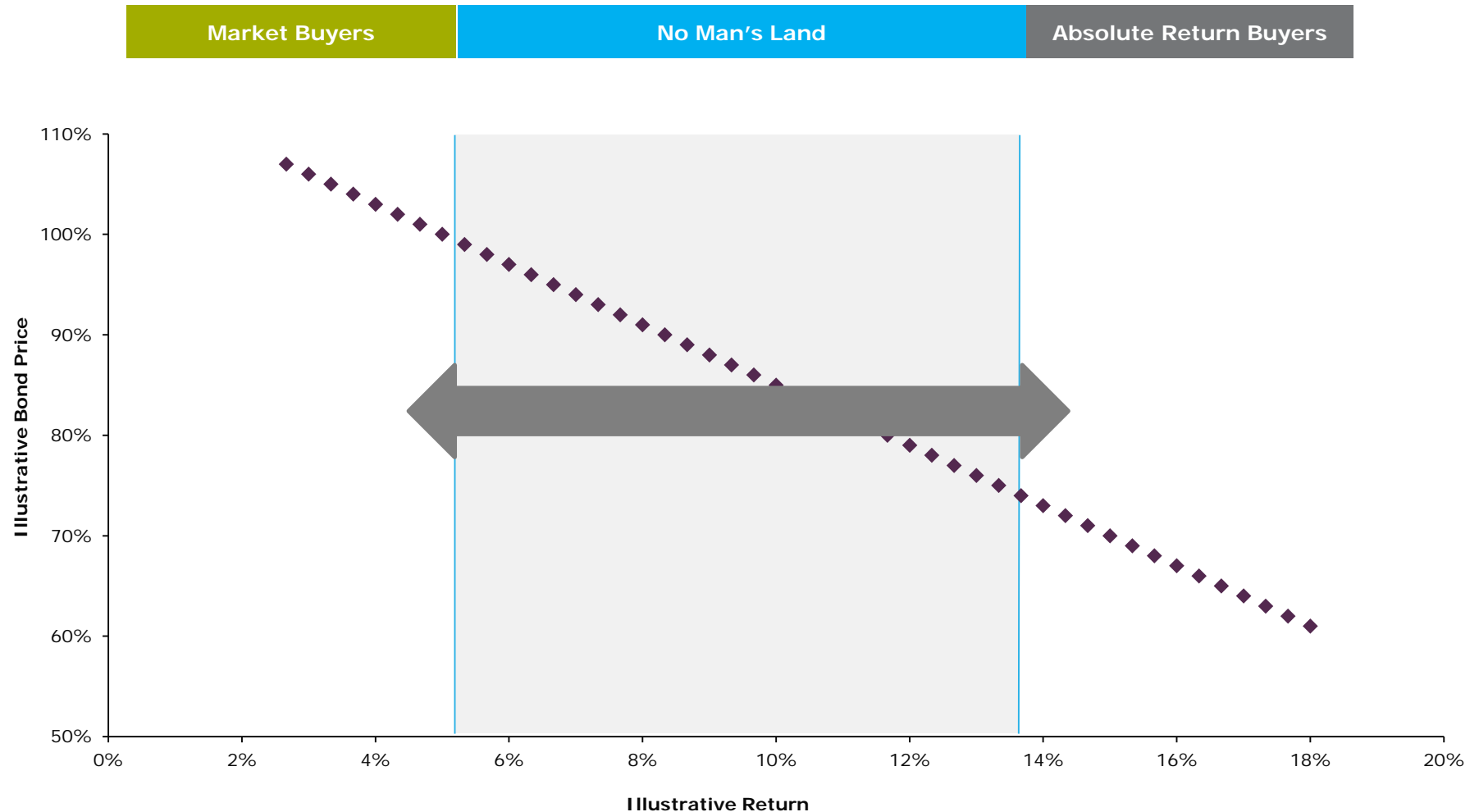
Source: Bloomberg as at 30 September 2021. Bloomberg has not provided its consent to the inclusion of this data in this presentation. BAML HY Master II represents US High Yield Bonds.

(1). Credit ratings are statements of opinion of a relevant credit agency about the likelihood of a borrower to meet its interest and principal payment and repayment obligations when they fall due. Credit ratings are not statements of fact or recommendations to purchase, hold or sell securities. Credit ratings do not address the suitability of securities or the suitability of securities for investment purposes, and should not be relied upon as investment advice.

The chart on the right shows daily performance of the High Yield Bond market as a whole and also split into its constituent rating cohorts. Performance has been rebased to 31 January 2020

# The Opportunity

Value in 'No Man's Land' by Seeking to Provide Liquidity Where Others May Not Go



# Why KKR? OCS Has Historically Outperformed Following Periods Of Volatility

## KKR Opportunistic Credit Strategy (OCS) Rolling 12-Month Alpha<sup>(1)</sup> versus High Yield Credit Spreads

