

19 November 2015

2015 AGM

SEDGMAN

▲ Create ▲ Build ▲ Operate

Global Minerals



Disclaimer

The following disclaimer applies to this presentation and any information provided regarding the information contained in this presentation (the Information). You are advised to read this disclaimer carefully before reading or making any other use of this presentation or any information contained in this presentation.

Except as required by law, no representation or warranty, express or implied, is made as the fairness, accuracy, completeness, reliability or correctness of the Information, opinions and conclusions, or as to the reasonableness of any assumption contained in this document. By receiving this document and to the extent permitted by law, you release Sedgman, and its officers, employees, agents and associates from any liability (including in respect of direct, indirect or consequential loss or damage or loss or damage arising by negligence) arising as a result of the reliance by you or any other person on anything contained in or omitted from this document.

Statements contained in this material, particularly those regarding the possible or assumed future performance, costs, dividends, returns, production levels or rates, prices, reserves, potential growth of Sedgman, industry growth or other trend projections and any estimated company earnings are or may be forward looking statements. Such

statements relate to future events and expectations and as such involve known and unknown risks and uncertainties, many of which are outside the control of, and are unknown to, Sedgman and its officers, employees, agents or associates. In particular, factors such as variable climatic conditions and regulatory decisions and processes may cause or may affect the future operating and financial performance of Sedgman. Actual results, performance or achievement may vary materially from any forward looking statements and the assumptions on which those statements are based. The Information also assumes the success of Sedgman's business strategies. The success of the strategies is subject to uncertainties and contingencies beyond Sedgman's control, and no assurance can be given that the anticipated benefits from the strategies will be realized in the periods for which forecasts have been prepared or otherwise. Given these uncertainties, you are cautioned to not place undue reliance on any such forward looking statements. Sedgman undertakes no obligation to revise the forward looking statements included in this presentation to reflect any future events or circumstances.

In addition, Sedgman's results are reported under Australian International Financial Reporting Standards, or AIFRS. This presentation includes references to EBITA and NPAT. These

references to EBITA and NPAT should not be viewed in isolation or considered as an indication of, or as an alternative to, measures reported in accordance with AIFRS or as an indicator of operating performance or as an alternative to cash flow as a measure of liquidity.

The distribution of this Information in jurisdictions outside Australia may be restricted by law and you should observe any such restrictions. This Information does not constitute investment, legal, accounting, regulatory, taxation or other advice and the Information does not take into account your investment objectives or legal, accounting, regulatory, taxation or financial situation or particular needs. You are solely responsible for forming your own opinions and conclusions on such matters and the market and for making your own independent assessment of the Information. You are solely responsible for seeking independent professional advice in relation to the Information and any action taken on the basis of the Information. No responsibility or liability is accepted by Sedgman or any of its officers, employees, agents or associates, nor any other person, for any of the Information or for any action taken by you or any of your officers, employees, agents or associates on the basis of the Information.

Agenda

1. Rob Mcdonald, Chairman
2. Peter Watson , CEO | Managing Director
3. Ordinary Business
4. Special Business

Rob McDonald, Chairman



See the value, be the value



Peter Watson, CEO | Managing Director



Implemented a straight forward strategy



Restructured the business



Created clear vision and values

Trust



Excellence



Courage

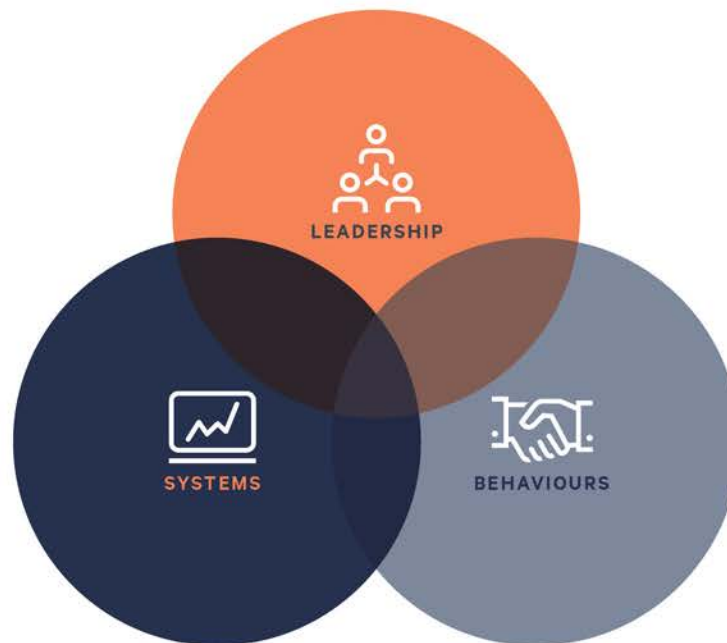


See the value,
be the value.

Defined our safety framework



COMPASS brings together the elements of Leadership, Behaviours and Systems to drive continuous improvement in our culture and performance.



Created a high performance culture

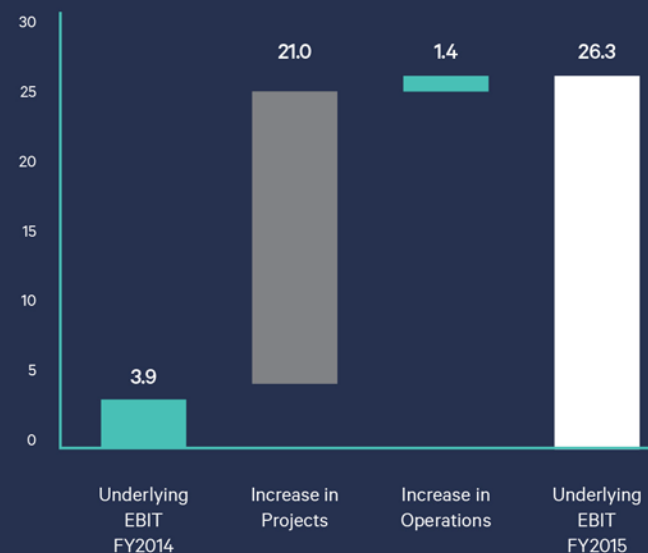


Strong financial performance

Summary Financial Information (\$million)	FY 2015	FY 2014
Combined Revenue ¹	390.4	355.9
EBIT (underlying) ²	26.3	3.9
EBIT % Margin (underlying) ²	6.7%	1.1%
NPAT (underlying) ²	19.4	(0.0)
NPAT (reported)	16.5	(7.7)
EPS (underlying) ² (cps)	8.5	(0.0)
EPS (reported) (cps)	7.3	(3.4)
DPS (cps)	9.5	4.0

NOTES: 1. THIS REPRESENTS REVENUE OF SEDGMAN TOGETHER WITH SEDGMAN'S SHARE OF REVENUES FROM JOINT VENTURES.
 2. EXCLUDES IMPAIRMENT OF OPERATIONS ASSETS \$2.3M PRE-TAX, REDUNDANCY COSTS \$1.7M PRE-TAX, AND ALSO FOR EBIT (UNDERLYING) TAX ON EQUITY ACCOUNTED JOINT VENTURE PROFITS \$0.7M.

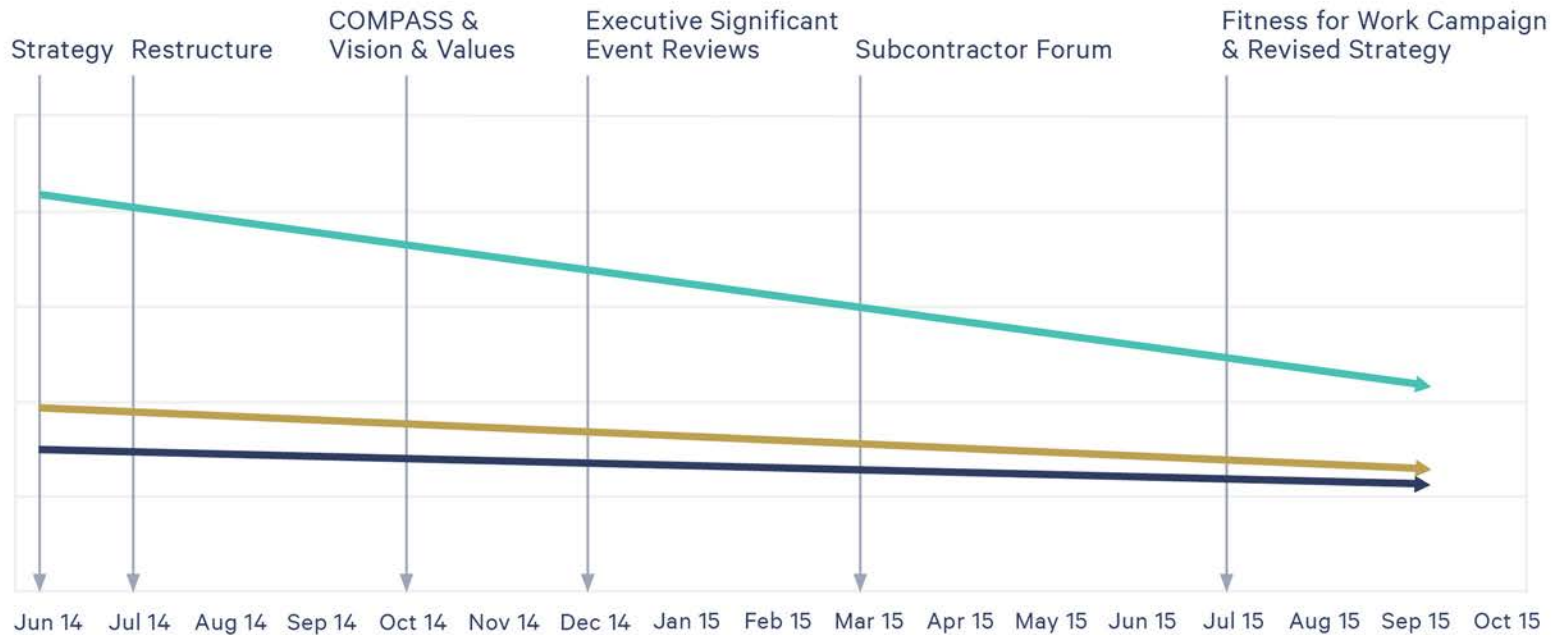
Movement in Underlying EBIT



Improved safety performance

Sedgman RIFR per million manhours

— OPERATE — BUILD — SDM RIFR



Excellent Project delivery

Aurora Gold Project

CLIENT:
Guyana
Goldfields



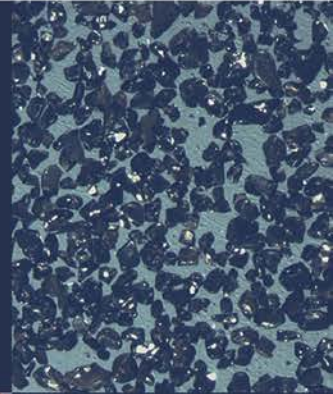
GEMCO PC-02

CLIENT:
South32 Limited




Twin Pines

CLIENT:
Twin Pines Minerals
LLC (TPM)



Alcoa Residue Filtration and OLC Project

CLIENT:
Alcoa of Australia



Boggabri CHPP

CLIENT:
Boggabri Coal



Baralaba CHPP

CLIENT:
Cockatoo
Coal Limited



Strong Operations performance

Red Mountain CHPP

CLIENT:
Red Mountain
Joint Venture



Sonoma CHPP

CLIENT:
QCoal Group



Middlemount CHPP

CLIENT:
Middlemount Coal



Curragh Train Load Out

CLIENT:
Wesfarmers



Agnew Gold Mine

CLIENT:
Gold Fields Limited



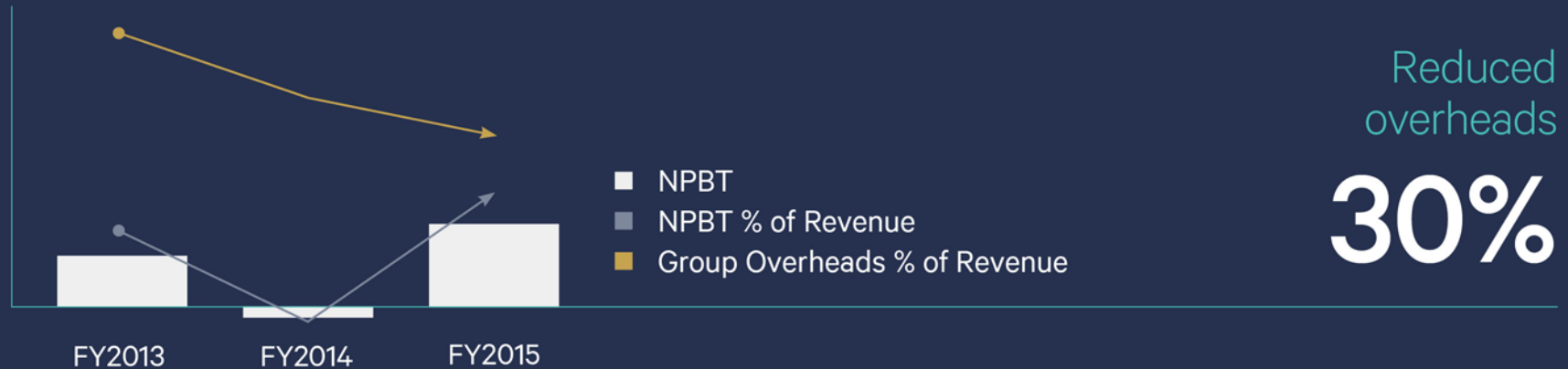
Mount Isa Lead/Zinc Mine

CLIENT:
Glencore



Reduced overhead cost

NPBT & Group Overheads as % of Revenue

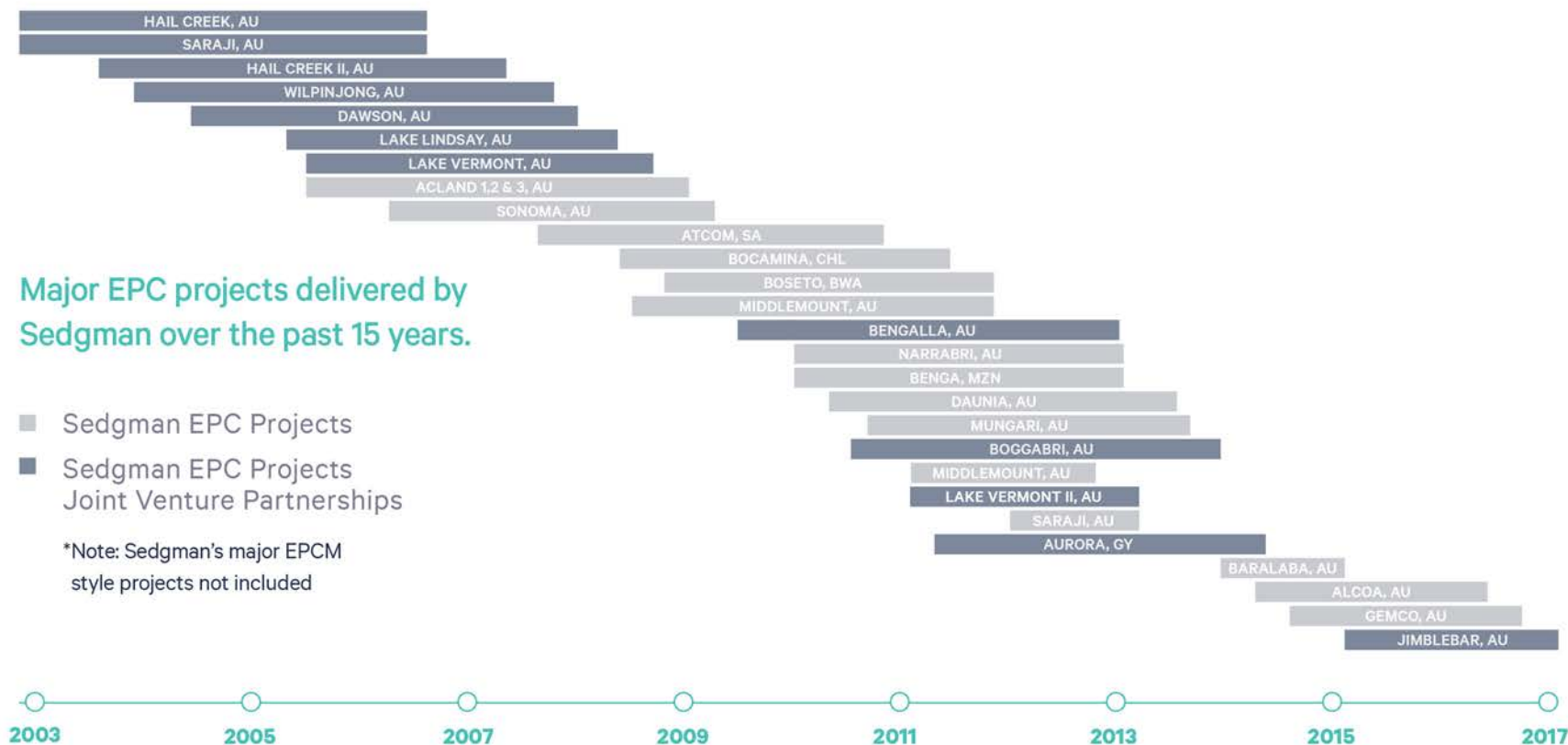


A global presence

Offices Projects Operations



Differentiators



Outlook

Order Book & Pipeline

Order book at June 2015 totals \$509m.
This is up from \$385m at June 2014.

PROJECTS \$188M

— Executable over 12 months

OPERATIONS \$321M

— Contract terms range from 1 to 10 years.

- 1 year pipeline
- Projects order book
- Operations order book

OWNERSHIP OF THE VISTA PROJECT IN CANADA CHANGED DURING THE YEAR AND WILL NOT PROCEED AS PREVIOUSLY PLANNED. THIS DOES NOT AFFECT THE 1 YEAR PIPELINE.





Thank you