



2023

Full Year Results Presentation

PAUL HOUSE, CEO
PAUL EVANS, CFO



Forward Looking Statements

THIS PRESENTATION MAY CONTAIN CERTAIN 'FORWARD-LOOKING STATEMENTS' AND PROJECTIONS PROVIDED BY OR ON BEHALF OF IMDEX LIMITED (IMDEX). FORWARD-LOOKING STATEMENTS CAN GENERALLY BE IDENTIFIED BY THE USE OF FORWARD-LOOKING WORDS SUCH AS, 'EXPECT', 'ANTICIPATE', 'LIKELY', 'INTEND', 'SHOULD', 'COULD', 'MAY', 'PREDICT', 'PLAN', 'PROPOSE', 'WILL', 'BELIEVE', 'FORECAST', 'ESTIMATE', 'TARGET', 'OUTLOOK', 'GUIDANCE' AND OTHER SIMILAR EXPRESSIONS WITHIN THE MEANING OF SECURITIES LAWS OF APPLICABLE JURISDICTIONS. THESE FORWARD-LOOKING STATEMENTS REFLECT VARIOUS ASSUMPTIONS MADE BY OR ON BEHALF OF IMDEX.

YOU ARE CAUTIONED NOT TO PLACE UNDUE RELIANCE ON FORWARD LOOKING STATEMENTS. THE STATEMENTS, OPINIONS AND ESTIMATES IN THIS PRESENTATION ARE BASED ON ASSUMPTIONS AND CONTINGENCIES SUBJECT TO CHANGE WITHOUT NOTICE, AS ARE STATEMENTS ABOUT MARKET AND INDUSTRY TRENDS, PROJECTIONS, GUIDANCE AND ESTIMATES.

THE FORWARD-LOOKING STATEMENTS CONTAINED IN THIS PRESENTATION ARE NOT GUARANTEES OR PREDICTIONS OF FUTURE PERFORMANCE AND INVOLVE KNOWN AND UNKNOWN RISKS AND UNCERTAINTIES AND OTHER FACTORS, MANY OF WHICH ARE BEYOND THE CONTROL OF IMDEX, AND MAY INVOLVE SIGNIFICANT ELEMENTS OF SUBJECTIVE JUDGEMENT AND ASSUMPTIONS AS TO FUTURE EVENTS WHICH MAY OR MAY NOT BE CORRECT. THE FORWARD LOOKING STATEMENTS ARE SUBJECT TO SIGNIFICANT BUSINESS, ECONOMIC AND COMPETITIVE UNCERTAINTIES AND CONTINGENCIES ASSOCIATED WITH THE MINING – TECHNICAL SERVICES INDUSTRY WHICH MAY BE BEYOND THE CONTROL OF IMDEX WHICH COULD CAUSE ACTUAL

RESULTS OR TRENDS TO DIFFER MATERIALLY, INCLUDING BUT NOT LIMITED TO RETENTION OF KEY BUSINESS RELATIONSHIPS, ENVIRONMENTAL IMPACTS AND CLAIMS, OPERATIONAL AND EXECUTIONAL RISKS, RESEARCH AND DEVELOPMENT AND INTELLECTUAL PROPERTY RISKS, AN INABILITY TO MEET CUSTOMER DEMAND, PRICE AND CURRENCY FLUCTUATIONS, OPERATING RESULTS, LEGISLATIVE, FISCAL AND REGULATORY DEVELOPMENTS, ECONOMIC AND FINANCIAL MARKET CONDITIONS IN VARIOUS COUNTRIES, APPROVALS AND COST ESTIMATES, ENVIRONMENTAL RISKS, ABILITY TO MEET FUNDING REQUIREMENTS AND SHARE PRICE VOLATILITY. ACCORDINGLY, THERE CAN BE NO ASSURANCE THAT SUCH STATEMENTS AND PROJECTIONS WILL BE REALISED. IMDEX MAKES NO REPRESENTATIONS AS TO THE ACCURACY OR COMPLETENESS OF ANY SUCH STATEMENT OF PROJECTIONS OR THAT ANY FORECASTS WILL BE ACHIEVED.

A NUMBER OF IMPORTANT FACTORS COULD CAUSE ACTUAL RESULTS, ACHIEVEMENTS OR PERFORMANCE TO DIFFER MATERIALLY FROM THE FORWARD-LOOKING STATEMENTS, INCLUDING THE RISKS AND UNCERTAINTIES SET OUT ABOVE. INVESTORS SHOULD CONSIDER THE FORWARD-LOOKING STATEMENTS CONTAINED IN THIS PRESENTATION IN LIGHT OF THOSE MATTERS. THE FORWARD-LOOKING STATEMENTS ARE BASED ON INFORMATION AVAILABLE TO IMDEX AS AT THE DATE OF THIS PRESENTATION. EXCEPT AS REQUIRED BY LAW OR REGULATION (INCLUDING THE ASX LISTING RULES), IMDEX UNDERTAKES NO OBLIGATION TO PROVIDE ANY ADDITIONAL OR UPDATED INFORMATION WHETHER AS A RESULT OF NEW INFORMATION, FUTURE EVENTS OR RESULTS OR OTHERWISE. INDICATIONS OF, AND GUIDANCE OR OUTLOOK ON, FUTURE EARNINGS OR FINANCIAL POSITION OR PERFORMANCE ARE ALSO FORWARD-LOOKING STATEMENTS.

**Our purpose as a leading
global mining-tech company
is to efficiently and
sustainably unlock the earth's
value...**

**We are uniquely positioned
to enable customers to find,
define and mine orebodies
with precision, confidence
and at speed.**

Presentation Overview

FY23 HIGHLIGHTS

FINANCIAL PERFORMANCE

CORE GROWTH PERFORMANCE

NEW GROWTH PERFORMANCE

OUTLOOK & FY24 FOCUS AREAS

HOW IMDEX IS POSITIONED TO DELIVER

FY23 Highlights



FY23 Financial Highlights



GROUP REVENUE UP 20%

Revenue on a constant
currency basis up 16%
Softer exploration
activity in 2H23

(FY23 \$411.4m
v FY22 \$341.8m)



EBITDA NORMALISED¹ UP 17%

Up 9% on a constant
currency basis –
impacted by softer
exploration activity in
2H23 and product mix

(FY23 \$122.6m
v FY22 \$104.9m)



EBITDA MARGIN NORMALISED¹ 30%

Normalised EBITDA
margin maintained at 30%

(FY23 29.8%
v FY22 30.7%)



NET DEBT² \$65m

Incl. Devico, Krux
& Datarock
82% EBITDA to
operating cash
conversion
Strong working capital
discipline

(FY23 \$64.9m net debt
v FY22 \$24.2m net cash)



NPAT NORMALISED¹ UP 13%

Normalised effective
tax rate of 31%

(FY23 \$52.9m
v FY22 \$47.0m)



FULL YEAR DIVIDEND 3.6cps

Final 2.1cps
Interim 1.5cps
30% normalised¹ NPAT
payout ratio

(FY23 3.6cps
v FY22 3.4cps)

FY23 Strategic Highlights

Core Business



New Business



TECHNOLOGY LEADERSHIP

- ✓ Commercial launch of aiSwyft™ (digital solutions)
- ✓ Commercial launch of OMNIX™ 38 & 42 GYRO™ (navigational solutions)
- ✓ Commercial launch of LOGGERx™ (structural solution)
- ✓ Addition of Devico suite of technologies

SOLUTION SELLING

- ✓ Growth in the Americas, Africa and Asia Pacific
- ✓ Top 250 clients with >3 products 46%, up from 44%
- ✓ Number of IMDEX HUB-IQ™ connected customers up 10%

COMPLEMENTARY ACQUISITIONS

- ✓ Devico acquisition
- ✓ Investment in Krux of 40%
- ✓ Increased investment in Datarock to 49.1%

EXTENSION INTO MINING PRODUCTION

- ✓ 11 installed BHS™ sites and 5 new trial sites
- ✓ 2 paid commercial prototype BLASTDOG™ units in operation, a further unit deployed in 1Q24
- ✓ 4 installed BOLT™ sites and 2 new trial sites

FY23 ESG Highlights



PEOPLE

HSE engagement metric up 42%

LTIFR of 0.42 improved 45%

TRIFR of 0.83 improved 65%

Closed gender pay gap

Established global
DE&I Council

Better Together inclusion training
implemented globally



INNOVATION

Embedded sustainability
considerations in product
stage gate development
process

Published 9 thought
leadership articles



ENVIRONMENT

Established Environmental
Policy

Measured Scope 1 & 2
GHG emissions, excl
Devico

Commenced EMS
Certification



SOCIETY

Procurement Policy
enhanced to support for
local suppliers

Partnered with Canadian
Diamond Drillers
Association on mental
health programs



GOVERNANCE

ESG Committee formalised
under ARCC

Modern slavery awareness
training

Welcomed Microsoft
executive Uwa Airhiavbere
as NED

FY23 Financial Performance



Key Metrics

\$m (unless indicated otherwise)	FY23	FY22	VAR %
Revenue	411.4	341.8	20.3
EBITDA	100.5	102.0	(1.4)
EBITDA Normalised ¹	122.6	104.9	16.9
EBITDA Margin % Normalised ¹	29.8%	30.7%	(2.9)
NPBT	54.6	62.6	(12.7)
NPAT	35.0	44.7	(21.7)
EPS Normalised ¹ (cents)	12.0	11.8	1.7
Pre-Tax Operating Cash Flow	105.0	69.8	50.4
Pre-Tax Operating Cash Flow Per Share (cents)	23.9	17.6	35.8
Net Assets (at 30 June)	556.2	297.2	87.1
Net Cash / (Debt) ² (at 30 June)	(64.9)	24.2	(368.0)
Full Year Fully Franked Dividend (cents)	3.6	3.4	5.9
Full Time Employees (at 30 June)	851 ³	622	36.8

Revenue at \$411.4m includes **4-month Devico contribution**

Revenue up 14% on pcg excl. Devico

2H23 revenue up 11% excl Devico on the pcg, 3% down on 1H23

Strong operating cash flow conversion

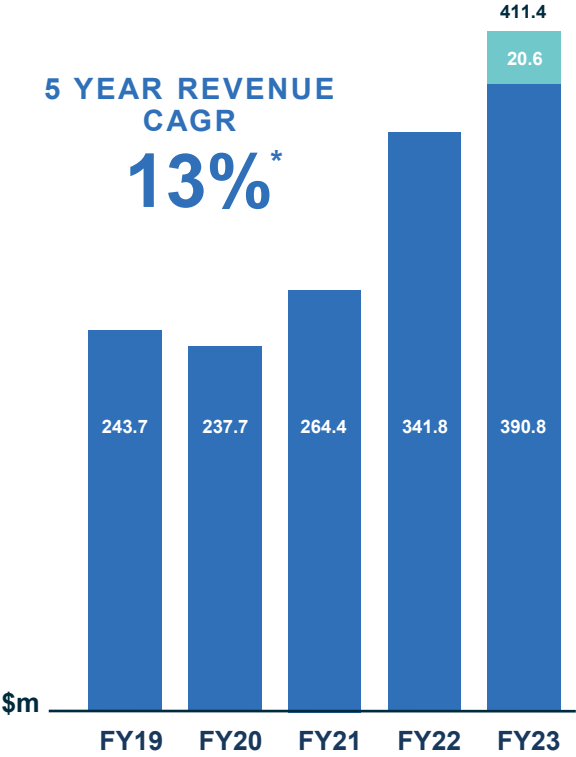
Employee uplift includes **187 Devico employees**

¹ Normalised to exclude exceptional legal fees (\$11.1m), Devico acquisition and integration costs (\$10.6m) and residual cost associated with the settlement with the prior owners of the Flexidrill Technologies (\$0.4m and FY22 adjusted for a \$2.9m impairment loss net of related fair value adjustment) – see Additional Notes section

² Cash less external borrowings (excluding lease liabilities)

³ Includes 187 Devico employees

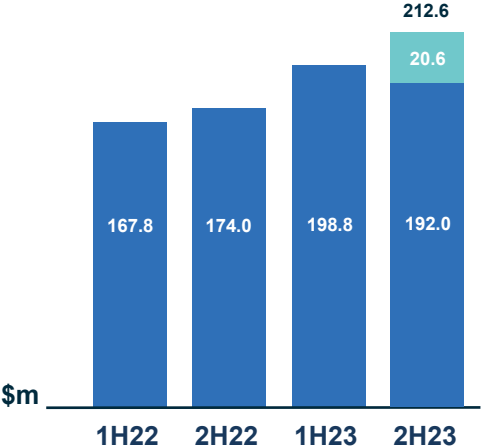
Record Revenue



- Devico contributed \$20.6m revenue, despite planned transition of sensor sales to IMDEX rental model

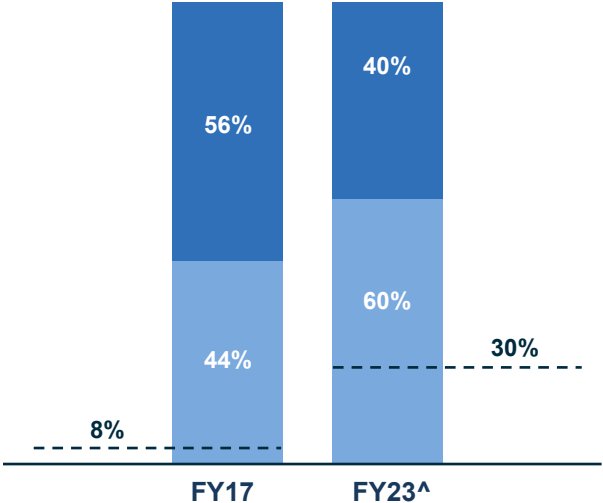
IMDEX REVENUE
4 MONTHS DEVICO REVENUE

2H23 REVENUE UPLIFT ON 2H22 EXCLUDING DEVICO
11%



- IMDEX and Devico impacted by softer exploration activity in 2H23 – notably in Canada and Australia

INCREASING REVENUE FROM SENSORS & SOFTWARE



- Higher margins and quality recurring revenue
- Sales grew from 39% to 42% in FY23** (excl. Devico)

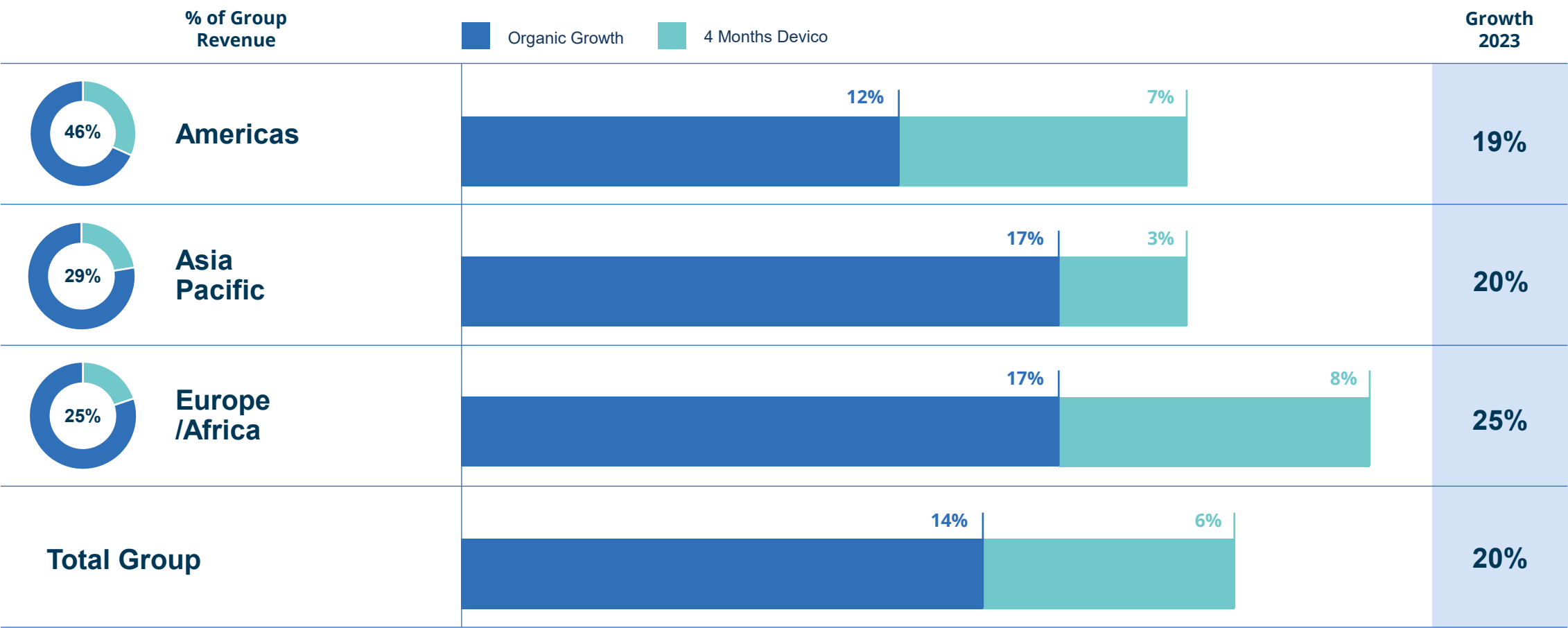
SALES
RENTAL & SAAS
IMDEX HUB-IQ™
CONNECTED SENSORS & SOFTWARE AT 30 JUNE

*S&P CY22 5-calendar year CAGR 9%

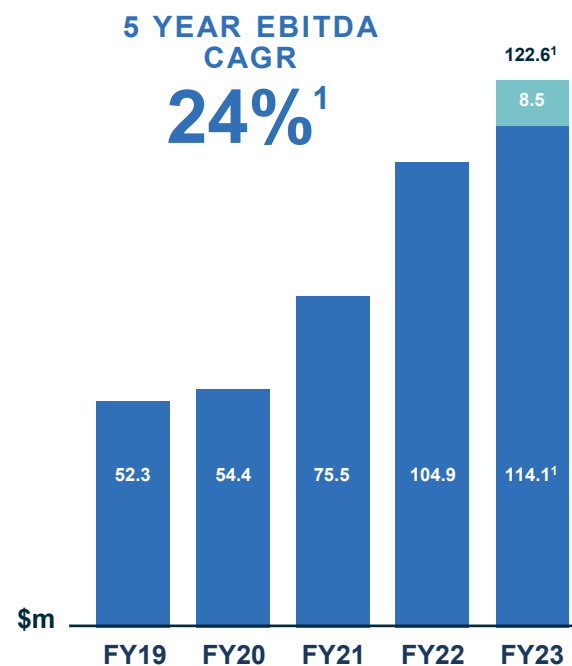
** Revenue represents 40% Sales (incl. of sale of fluids, sensors and equipment) and 60% Rental & SaaS (incl. of rental of sensors and equipment and subscription fees for software) rather than Drilling Optimisation and Rock Knowledge. Comparative disclosures for 1H23 is 40% / 60% and for FY22 is 39% / 61%, respectively.

^FY23 Sales v Rental & SAAS mix is as a % of consolidated revenue (incl Devico). Excluding Devico the mix would be 42% Sales and 58% Rental & SaaS.

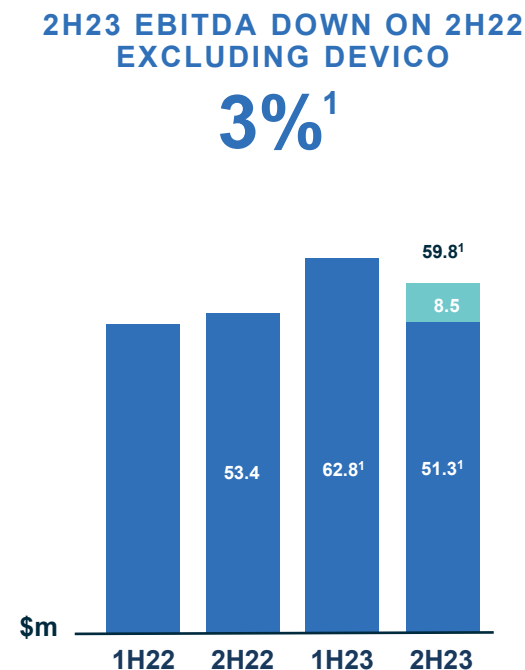
Revenue Growth by Region



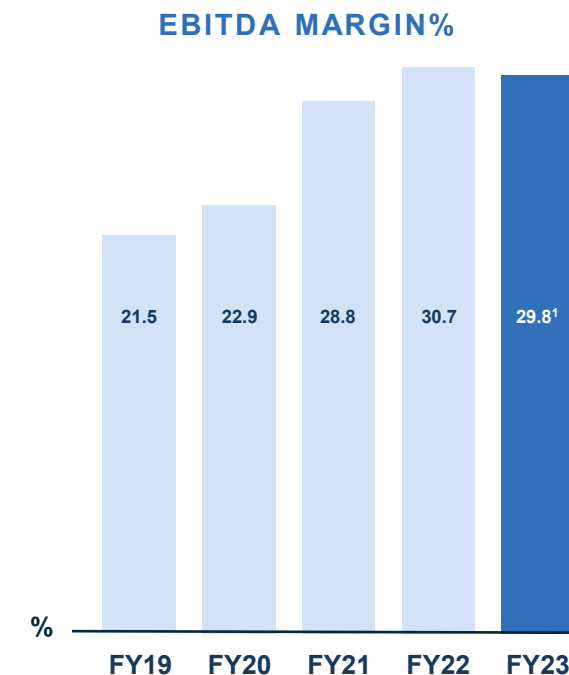
EBITDA Performance



- Strong historical trend of EBITDA growth
- Devico contributed \$8.5m EBITDA, which was impacted in the short-term by increased investment in directional core drilling business to support future growth



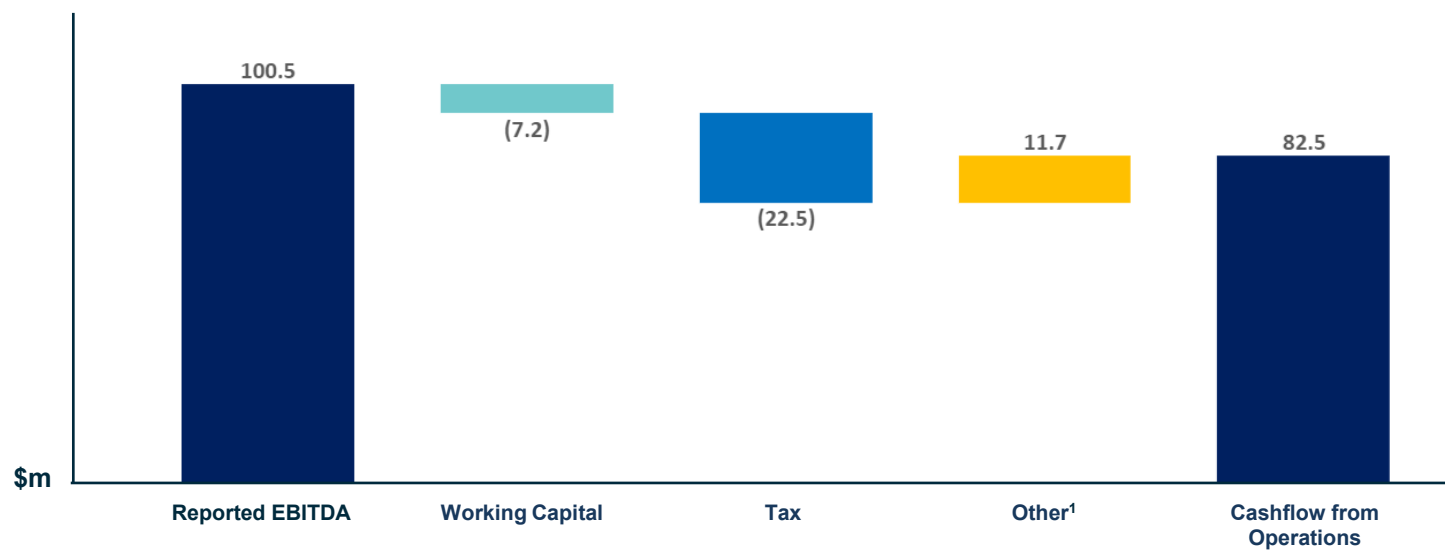
- IMDEX and Devico earnings impacted by:
 - Slower exploration activity in 2H23 which impacted sensors in Canada and Australia
 - Increased R&D including IMT and Digital 2.0



- FY23 EBITDA margin % impacted by:
 - Change in product mix – higher % of Sales v Sensors & SaaS
 - Increased investment to support core and new business growth including IMT and Digital 2.0

Strong Cash Generation

EBITDA TO CASH FLOW FROM OPERATIONS



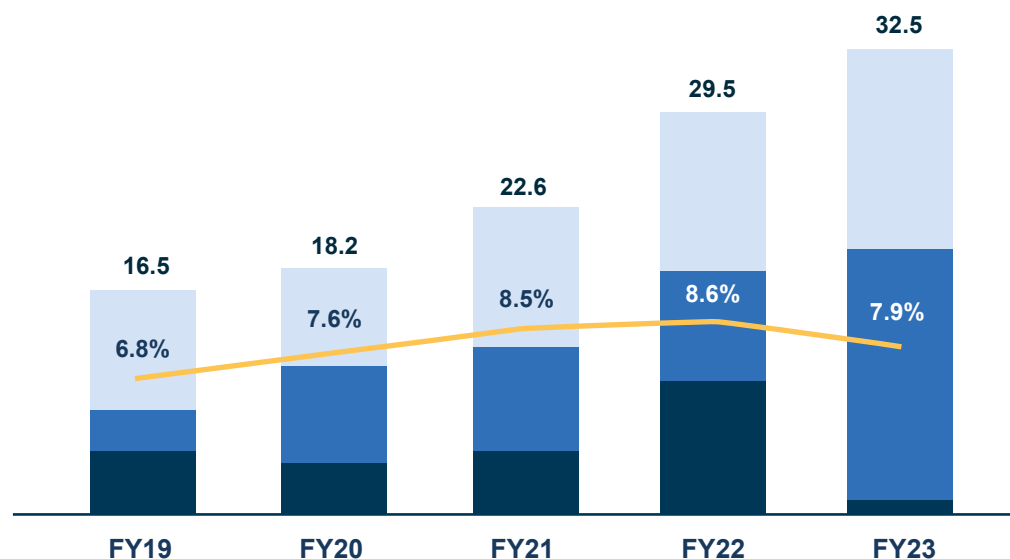
82% EBITDA to operating cashflow conversion

~\$8m additional FY22 inventory build largely released

¹Other includes non-cash items including provisions, share of associates and FX movements

Disciplined R&D Capital Allocation

TOTAL R&D SPEND (\$m)



GRAPH KEY

- Horizon 1 – Next generation core technologies impacting revenues in 1-2 years
- Horizon 2 – New core technologies impacting revenues in 2 – 3 years
- Horizon 3 – Transformative technologies impacting revenues in 3 – 5 years
- Expensed R&D and capitalised software development costs as a % of revenue

EXPENSED V CAPITALISED R&D (\$m)

(\$m)	FY23	FY22
R&D Expensed	27.4	26.2
R&D Capitalised (software)	5.1	3.3
Total	32.5	29.5

- IMDEX is a growth business committed to R&D in all market conditions
- All R&D spend is expensed except spend associated with software development which is capitalised
- Investment in Horizon 2 increased during FY23 as BLASTDOG™ moved from Horizon 3
- Investment in Horizon1 increased during FY22 and FY23 due to commercialisation of next generation core products in FY24

Balance Sheet

\$m (unless indicated otherwise)	30 JUN 2023	30 JUN 2022
Cash	58.1	36.4
Receivables	90.1	73.3
Inventory	68.6	57.1
Fixed Assets ¹	90.3	83.7
Intangibles ²	420.9	97.8
Investment in an associates ³	13.9	5.0
Assets held for sale	7.4	-
Other Assets / deferred tax	56.8	40.3
Total Assets	806.1	393.6
Payables	46.3	34.7
Borrowings	123.0	12.2
Other liabilities / deferred tax	80.6	49.5
Total Liabilities	249.9	96.4
Total Equity	556.2	297.2
ROE Normalised ⁴	12.4%	17.1%
ROCE Normalised ⁴	11.4%	20.2%

Net debt \$64.9m after funding Devico and investments in Datarock and Krux

Interest rate coverage ratio of 14 times⁴

Strong EBITDA to operating **cash conversion at 82%**

Full year dividend increased to 3.6cps

Dividend in line with historical **30% NPAT payout ratio** on normalised earnings

Continued investment in next generation core products and new growth projects

¹ Includes lease assets of \$32.1m in June 2023 (\$28.2m June 2022).

² Significant uplift reflects Devico acquisition.

³ Interest in Datarock Holdings increased from 30% to 49.1% and an initial 40% investment in Krux Analytics in FY23

⁴ Normalised to exclude exceptional legal fees (\$11.1m), Devico acquisition and integration costs (\$10.6m) and residual cost associated with the settlement with the prior owners of the Flexidrill Technologies (\$0.4m and FY22 adjusted for a \$2.9m impairment loss net of related fair value adjustment) – see Additional Notes section. ROE and ROCE percentages include only 4 months contribution from Devico.

Core Business Performance

Core Business Performance (excl. Devico)



AVERAGE
SENSOR
ARPU

Up 7%



AVERAGE # ROCK
KNOWLEDGE
SENSORS ON HIRE

FY23 in line with pcg
2H23 v 1H23 down 11%



OF IMDEX
HUB-IQ™
CONNECTED
CUSTOMERS

Up 10%



TOP 250
CLIENTS
WITH >3
PRODUCTS

46%
Up from 44%

Core Business – Strategic Rationale for Devico Acquisition

✓ Complements rock knowledge sensor stack

✓ Leadership in directional drilling – a fast-growing market

✓ Market leadership in Europe

✓ World-class R&D facility and team in Norway

✓ Revenue synergies through cross selling products and networks

✓ Cost synergies of approx. \$2m per annum

Core Business – Devico Integration and Growth

DEVICO INTEGRATION UPDATE SINCE COMPLETION ON 28 FEBRUARY 2023

- ✓ Zero safety incidents
- ✓ Retention of all key management personnel and onboarding of all employees
- ✓ Devico sales sensors transitioned to rental model
- ✓ Devico sensors enabled within IMDEX Global Digital Rentals system
- ✓ IT migration to enhance data security
- ✓ Focusing on people and integration for growth in FY25 and beyond

DEVICO GROWTH UPDATE SINCE COMPLETION ON 28 FEBRUARY 2023

Up 17%

DeviGyro Reference Sensors cross sold within the IMDEX network

Up 14%

Active DCD projects since completion

New Business Performance

IMDEX[™]

Image: IMDEX BLASTDOG[™] in Western Australia



IMDEX Mining Technologies Growth

IMDEX BHS™

Fluid product to stabilise
blast holes

COMMERCIAL PROTOTYPE

- ✓ 11 installed sites
- ✓ 5 trials underway

IMDEX BOLT™

Underground production
hole survey

COMMERCIAL PROTOTYPE

- ✓ 4 installed sites
- ✓ 2 trials underway

IMDEX BLASTDOG™

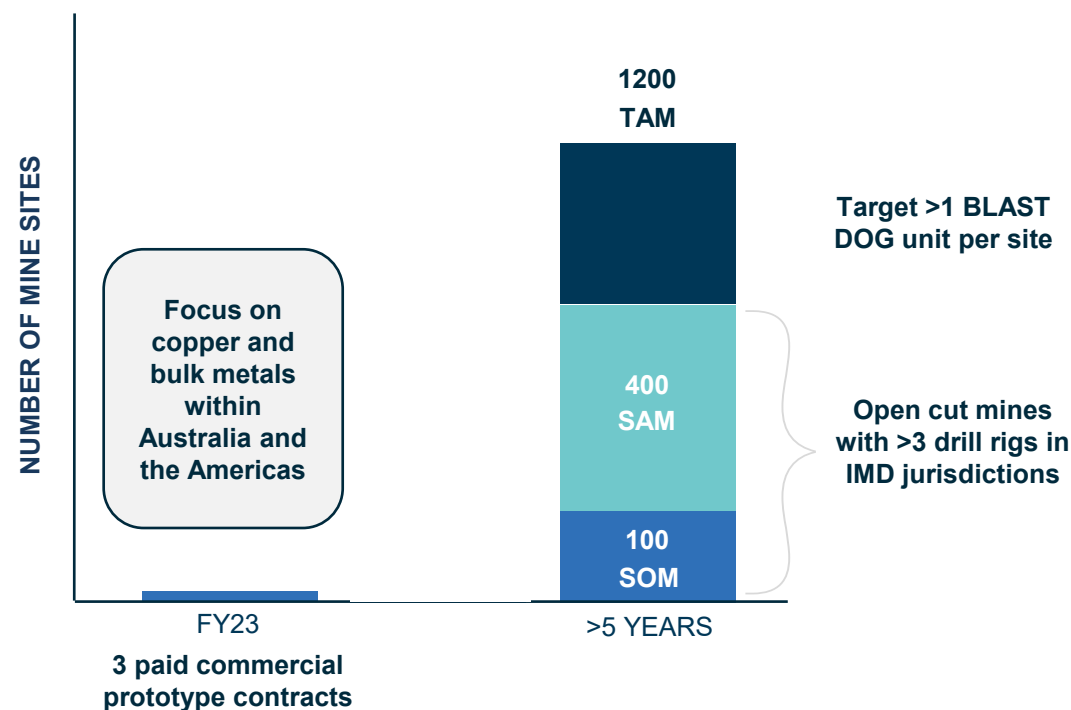
Autonomous system for
multi-parameter measurement
of blast holes

COMMERCIAL PROTOTYPE

- ✓ 2 paid BLASTDOG™
units in operation – further
unit deployed August
- ✓ Active trials in WA, Qld and
South America

IMDEX Mining Technologies – Size of the BLASTDOG™ Opportunity

BLASTDOG™ BUSINESS GROWTH PHASE 1



Total Addressable Market (TAM), Serviceable Addressable Market (SAM), Serviceable Obtainable Market (SOM)

Why enter the Mining Production market?

- Substantially larger than the exploration and development market and less subject to cyclical impact
- Embedded into operations and supported by longer-term contracts
- IMDEX is leveraging existing core capabilities in drilling optimisation, rock knowledge sensors and data & analytics

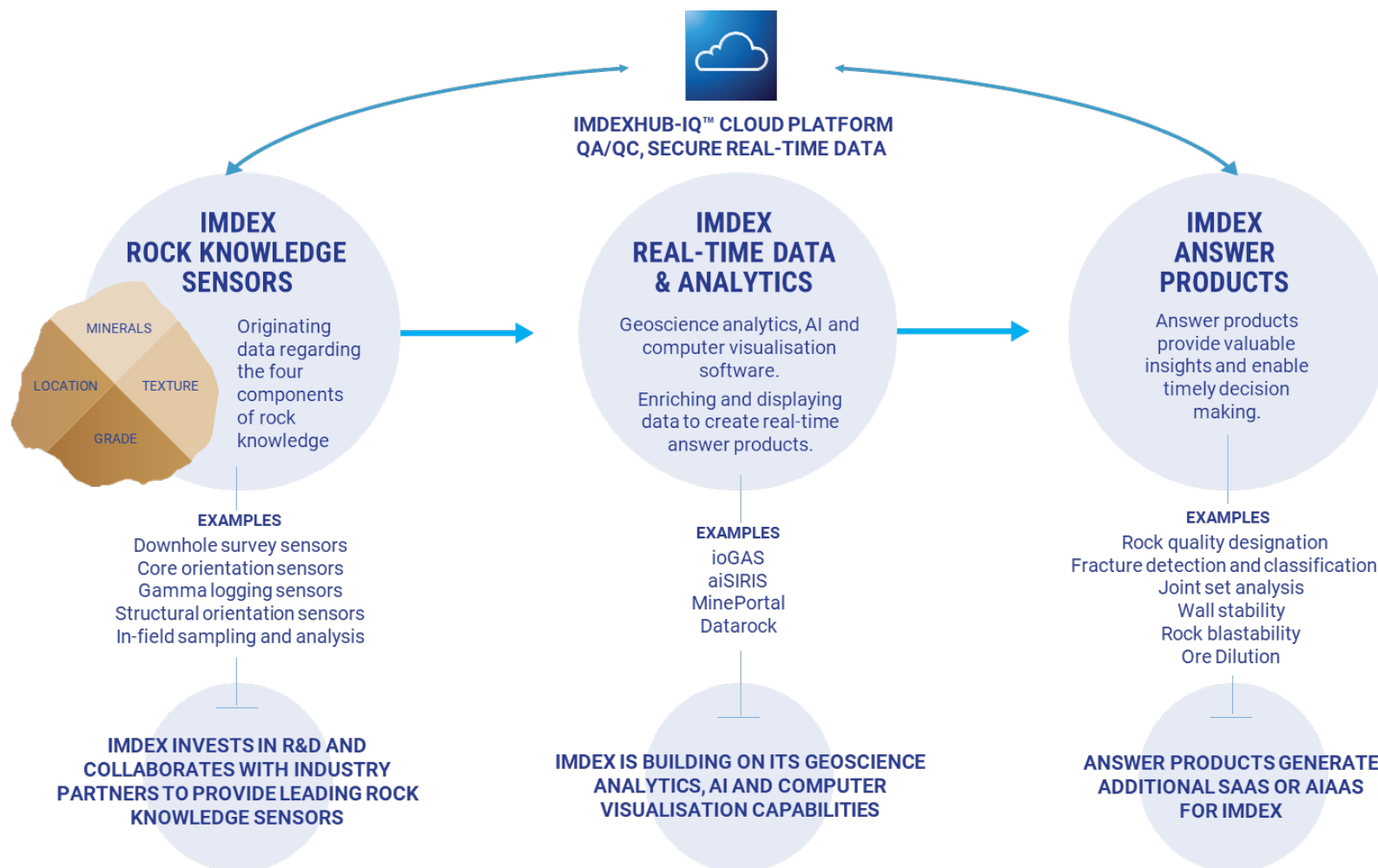
Expectations for BlastDog™ Phase 1

- Commercial prototype contracts are proving value of orebody knowledge and can deliver attractive returns at margins in line with IMDEX's sensors
- Increasing number of commercial contracts as trials build confidence

Expectations for BlastDog™ Phase 2

- Expand sensor suite, operating service models and answer products
- Expand to additional geographic markets and additional commodities

IMDEX Digital Software and Analytics Strategy



“Building upon our HUB-IQ platform we have invested in complementary software and analytics products that enhance this decision-making ecosystem for drillers and resource companies alike.”

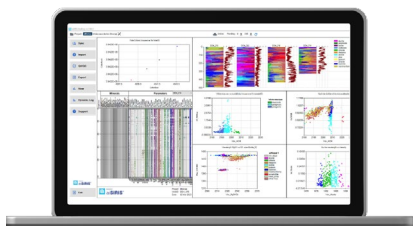
Dr Michelle Carey
Chief of Strategy

IMDEX Digital Software & Analytics Growth

aiSwyft™

Cloud-based mineral interpretation AI system

Processed spectra volumes up 20%,
Real-time turnaround down from 5 days

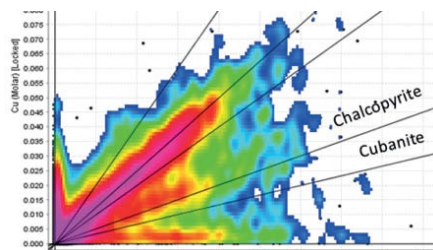


IMDEX™

IMDEX ioGAS™

Leading exploratory data analysis software

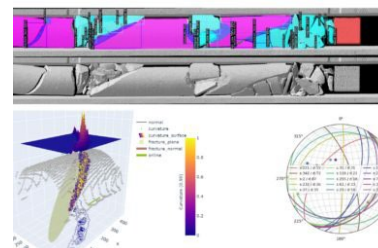
User base up 20%
year-on-year



Datarock

Image analysis software utilising AI and machine learning

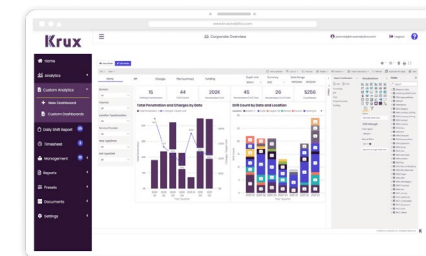
Platform 1.1 released
SaaS revenue growth 2x from 3Q23 to 4Q23



Krux Analytics

Advanced drilling analytics software

Migration of IMDEX customers to Krux infrastructure – 23% completed and 35% committed



Outlook and FY24 Focus Areas

IMDEX[™]

Image: IMDEX BLASTDOG[™]



Core Business Outlook

Near Term

INDEX

- Rock Knowledge Sensors on hire up 5% from 30 June 23
- Solution selling opportunities in North America and Africa
- In all regions demand expected to at least remain steady in FY24

INDUSTRY

- S&P forecast a contraction of 20% during CY23
- Exploration activity tempered as resource companies respond to the high-cost environment
- Mid and major resource companies remain well funded, capital raisings have improved for juniors

Medium to Longer Term

INDEX

- Revenue synergies from integration of Devico products
- Increased revenue from sensors and software
- Increased adoption of new business model offering

INDUSTRY

- Increased exploration spend in CY24 as forecast by S&P
- The need to replace diminishing reserves
- Substantial demand for critical metals
- Deeper more complex ore bodies requiring larger drilling programs
- Demand for innovative solutions and directional drilling to improve drilling productivity

FY24

FY25 +

FY24 Focus Areas – Investing in Growth




**PROTECTING
AND DEVELOPING
OUR PEOPLE**

Capability development
Safety culture
Employee engagement



**INVESTING IN OUR
CORE BUSINESS
GROWTH**

Devico integration
Disciplined product development



**INVESTING
IN DIGITAL
2.0**

Customer experience
Systems that optimise cost base
and build scale



**INVESTING IN OUR
NEW BUSINESS
GROWTH**

Additional installed sites and units
on rent within IMT portfolio
Scaling software
Collaboration with Krux
and Datarock

Why IMDEX Will Deliver

A STRONG FINANCIAL PLATFORM

Strong history of EBITDA margin expansion

Strong operational cash generation with ability to reinvest

Strong balance sheet

People light, capex light

OUTPERFORMING INDUSTRY GROWTH

5-year revenue CAGR 13%

5-year EBITDA CAGR 24%¹

Core business model profitable throughout past industry cycles

ABILITY TO ACCELERATE ORGANIC GROWTH

Technology leadership

Extension into adjacent mining production market

Integrated solution sales including hardware and software

ESTABLISHED GLOBAL CLIENT NETWORK

An unparalleled global footprint, present on 70% of sites

Operating in all key mining regions globally – exposure to any one region minimised

MARKET LEADING TECHNOLOGIES

Unique IP and cloud-connected technologies

Unrivalled integrated product offering

Commitment to ongoing R&D

Commodity agnostic with ability to leverage demand for critical metals

WORLD-CLASS R&D AND GEOSCIENCE CAPABILITIES

Leading mechanical, electrical, chemical and software engineers

Dedicated IMDEX test sites

World-class R&D facility in Norway to complement IMDEX facilities

TALENTED AND DIVERSE TEAM

Experienced leadership team

Building a high engagement culture with the ability to attract and retain talent

Strong employment value proposition

ENHANCING SUSTAINABLE OPERATIONS

Dedicated committee driving ESG strategy inside and outside of IMDEX

Sustainability forms part of disciplined R&D stage gate process

Additional Notes & Definitions



Additional Notes

Individually Significant Items

FY23 \$m	Gross	Tax	Net
Exceptional legal costs	11.1	(3.3)	7.8
Devico transaction and integration costs	10.6	(0.8)	9.8
Flexidrill settlement – residual cost	0.4	-	0.4
Total individually significant items	22.1	(4.1)	18.0

- Exceptional legal costs of \$11.1m have been incurred in FY23, relating to costs incurred in respect of international IP infringement matters.
- Devico transaction and integration costs of \$10.6m include M&A, due diligence and integration activities, as well as associated KMP retention costs.
- Residual settlement costs of \$0.4m with the prior Flexidrill owners.

Appendices



Corporate Calendar

KEY DATES

- 28 – 1 September 2023 Virtual FY23 Roadshow
- 19 October 2023 FY23 Annual General Meeting and 1Q24 Update
- 2 November 2023 IMDEX Tech Deep Dive – Devico, Krux & Datarock

Company Overview at 30 June 2023

Corporate Information		Largest Shareholders		Shares by Geography		Shareholder Composition	
			%		%		%
ASX code	IMD	L1 Capital Pty Ltd	13.7	Australia	55.8	Institutional	84.6
Share Price	\$1.9	Fidelity Management & Research Company LLC	5.4	North America	21.6	Individual Investors	4.4
Issued Shares	500.4m	Vinva Investment Management Limited	4.4	Europe	3.6	Corporations	2.4
Market Capitalisation	\$950.8m	The Vanguard Group, Inc	3.5	United Kingdom	0.8	Related Parties	0.4

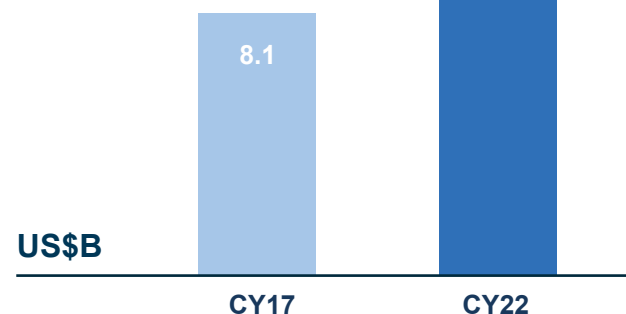
SHARE PRICE AND VOLUME



Strong Track Record as a Growth Company

S&P EXPLORATION BUDGETS

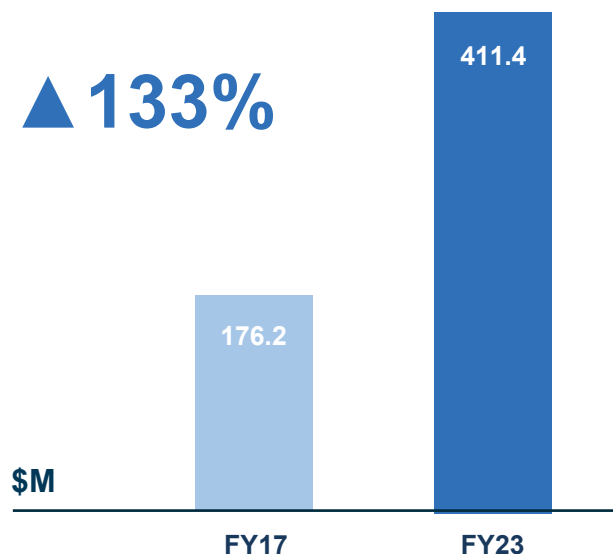
▲ 53%



- The drilling activity % uplift will be lower than 60% when adjusted for inflation
- Exploration expenditure remains well below 2012 peak of \$US21bn

REVENUE

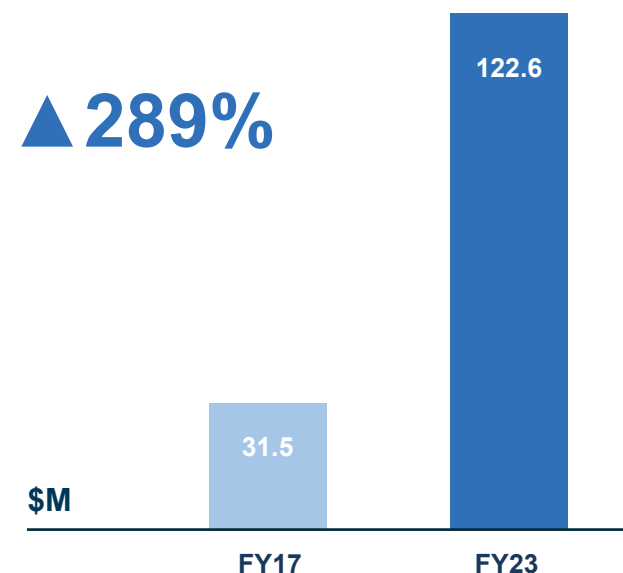
▲ 133%



- Highlighting the continued investment in R&D and technology leadership
- Highlighting the value of solution selling across the IMDEX global network

EBITDA NORMALISED¹

▲ 289%



- Highlighting the strength of the IMDEX business model
- Highlighting the operational efficiency delivered through Digital 1.0

Our Executive Leadership



Mr Paul House
Chief Executive Officer



Mr Paul Evans
Chief Financial Officer



Mr Shaun Southwell
Chief Operations Officer



Dr Michelle Carey
Chief Strategy Officer



Mr Shane Plant
Chief Commercial Officer



Mr John Hickey
Chief Technology Officer



Mr Wayne Panther
Chief Information Officer



Ms Kiah Grafton
Chief People Officer



Mr Michael Tomasz
Chief Legal Officer



Dr Dave Lawie
Chief Geoscientist

Our Board of Directors

COMMITTED TO DRIVING SUSTAINABLE GROWTH



Mr Anthony Wooles
Non-Executive Chairman



Ms Sally-Anne Layman
Non-Executive Director



Mr Ivan Gustavino
Non-Executive Director



Ms Trace Arlaud
Non-Executive Director



Mr Uwa Airhiavbere
Non-Executive Director

Our Values

Forever curious.



We believe in shaping the future of mining through the relentless pursuit of technologies and services that question the status quo, address our customers' challenges and set new benchmarks for what can be achieved in our industry.

We listen to our people and customers to develop new technologies.

We step up and challenge the status quo.

We give our people the space to be curious and create.

We are informed by industry trends to be open to new ideas.

We go beyond.



We are passionate about creating positive customer experiences that deliver successful outcomes for our customers now and into the future. We achieve this by working in partnership with our customers, actively listening to their needs and delivering genuine value through efficient solutions.

We optimise our customers' experience.

We place our customers' needs first and foremost, delivering on our promises.

We encourage customer ownership and involvement.

We create value for our customers through collaboration and innovation.

Together we thrive.



We are a global team of diverse and talented people, who empower each other to be our best selves. We harness our strengths by combining our knowledge across boundaries in a positive and accountable workplace.

We hold each other accountable and take ownership for our actions.

We advocate for the safety and wellbeing of our people in everything we do.

We recognise and acknowledge each other's successes.

We back each other as a united team, by sharing learnings and expertise between departments and across borders.

We're global game changers.



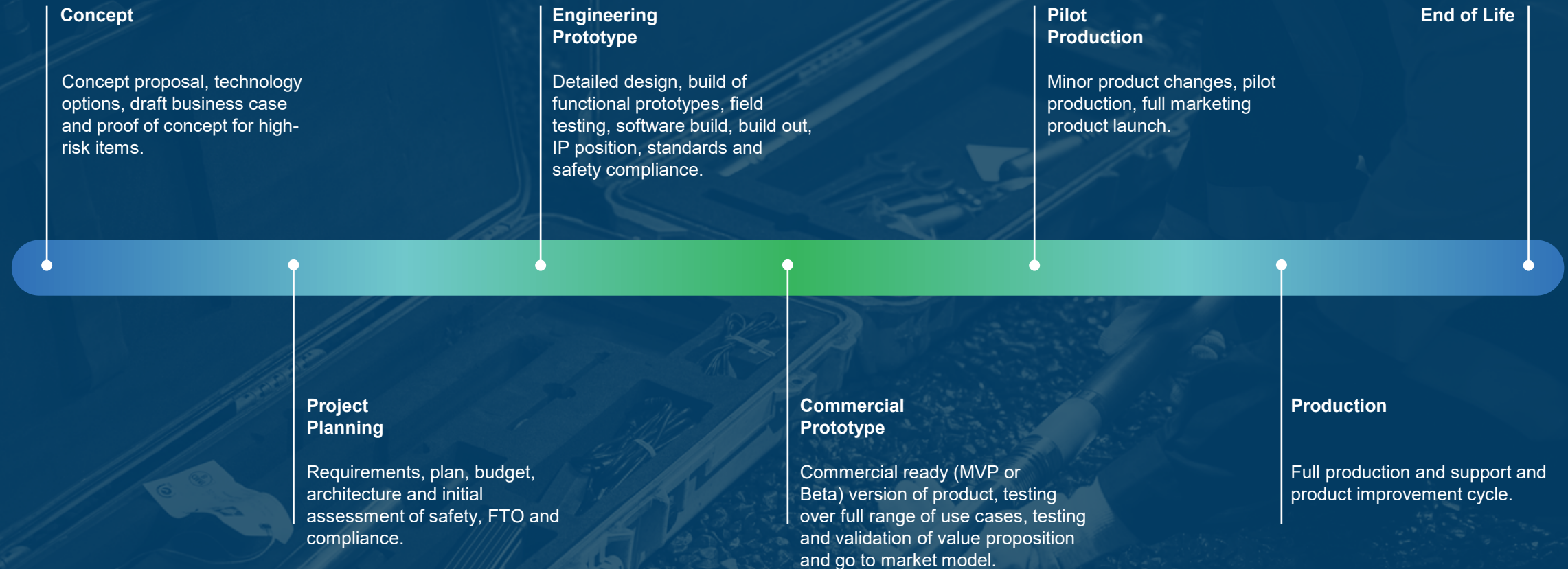
Our rich global experience and diverse thinking drives all development within IMDEX. It enables us to solve unique problems for global customers reducing environmental and social impacts to shape a better global industry. We reduce the environmental impact of our activities to shape a better global industry.

We embrace flexible thinking for the benefit of our people, customers and the societies in which we operate.

We serve our customers globally by leveraging our diverse teams and enabling inclusive decision making.

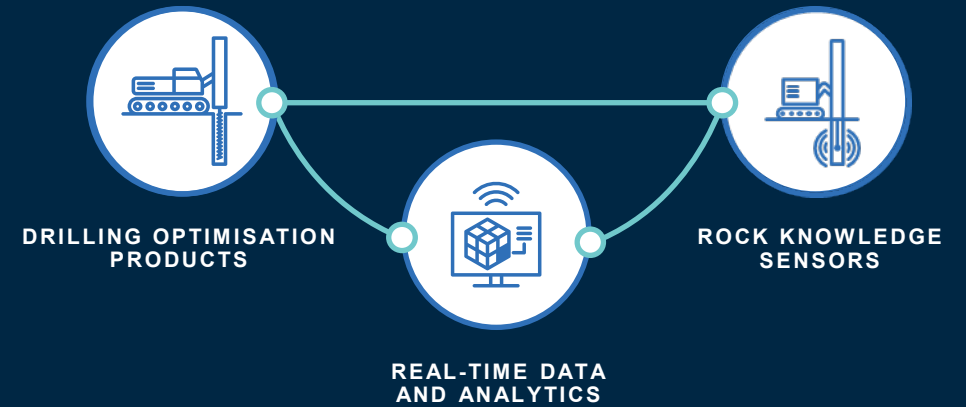
We connect our expertise to customers to add values.

Disciplined Stage Gate Development Process



Our Mining-Tech Strategy

CUSTOMER VALUE PROPOSITION



TIMELY INFORMATION FOR CRITICAL DECISION MAKING



QUALITY DATA



- Industry leading sensors
- QA/QC at point of data collection
- Digital workflows reduce risk of human error
- AI and machine learning remove human subjectivity

REPRESENTIVITY



- Cost effective methods allowing data to be collected for every metre drilled
- Repeatable sensor-based data (IoG)

TIME SAVINGS




- Actionable information in real-time
- Driller operable instrumentation
- Autonomous operations
- More efficient digital workflows

Our Mining-Tech Strategy

INTEGRATED SOLUTIONS
DRILLING OPTIMISATION PRODUCTS




CATEGORY	CUSTOMER BENEFIT	RANGE	REVENUE MODEL
 <p>DRILLING OPTIMISATION PRODUCTS</p>	<p>Our Drilling Optimisation suite of products enhance drilling productivity while improving safety and the impact on the environment.</p>	<ul style="list-style-type: none"> • Drilling Fluids • Solids Removal Units • Remote Fluid Testing Technologies • Rig Alignment Technologies • Drilling Productivity Technologies • Devico Directional Drilling Technologies 	<p>SALES AND PERFORMANCE BASED RENTAL REVENUE</p>

Our Mining-Tech Strategy

INTEGRATED SOLUTIONS
ROCK KNOWLEDGE SENSORS




CATEGORY	CUSTOMER BENEFIT	RANGE	REVENUE MODEL
 <p>ROCK KNOWLEDGE SENSORS</p>	<p>Our best-in-class sensors originate critical data on the four elements of rock knowledge – location, grade, mineralogy and texture.</p>	<ul style="list-style-type: none"> • Devico Reference Gyro Sensor • Downhole Survey Sensors • Core Orientation Sensors • Gamma Logging Sensors • Structural Orientation Sensors • In-Field Sampling and Analysis 	<p>RECURRING RENTAL REVENUE</p> <p>PRODUCT AS A SERVICE (PaaS)</p>

Our Mining-Tech Strategy

INTEGRATED SOLUTIONS
REAL-TIME DATA & ANALYTICS



CATEGORY	CUSTOMER BENEFIT	RANGE	REVENUE MODEL
 <p>REAL-TIME DATA AND ANALYTICS</p>	<p>Our cloud platform and market leading geoscience analytical software enrich data and enable real-time decisions to be made further upstream</p>	<ul style="list-style-type: none"> • Devico Survey Data Management System (DeviCloud) • Krux Drilling Analytics Software • Cloud-based Data Collection and Validation Platform • Geoscience Analytics Software • Interpretive Mineralogy Software • 3D Visualisation Software • Image Analysis Software 	<p>LICENSING AND SUBSCRIPTION REVENUE</p> <p>SOFTWARE AS A SERVICE (SaaS)</p>

IMDEX and Current Thematic

1

M&A and Growth Opportunities

- Acquired Devico
- 40% interest in Krux Analytics
- Increased interest in Datarock
- Further expansion within mining production with IMT portfolio

2

Minerals Market Outlook

- Growth within exploration market expected to remain tempered during FY24
- Long-term industry fundamentals remain compelling
- Strong demand for critical metals to support decarbonisation and net zero targets

3

Customer Demand

- Strong commodity prices generating strong exploration budgets
- Mid – majors well-funded
- Increasing demand for technology solutions and orebody knowledge

4

Labour Markets

- Labour markets remain tight , yet continuing to ease for customers
- Labour rates remain high and are expected to remain high in selected regions
- IMDEX employee attrition at lowest rates, strong employee value proposition

5

Artificial Intelligence

- AI and machine learning within IMDEX HUB-IQ™, aiSWYFT™, MINEPORTAL™ and Datarock and Krux software offerings to generate insights for customers
- Embedding ChatGPT™ in ioGAS customer support is under trial in beta version