

# Form 603

Corporations Act 2001

Section 671B

## Notice of initial substantial holder

To Company Name/Scheme Regis Resources Ltd  
ACN/ARSN ACN 009 174 761

### 1. Details of substantial holder (1)

Name Credit Suisse Holdings (Australia) Limited (on behalf of Credit Suisse Group AG and its affiliates listed in Annexure G)

ACN/ARSN (if applicable) 008 496 713

The holder became a substantial holder on 11-Mar-2016

### 2. Details of voting power

The total number of votes attached to all the voting shares in the company or voting interests in the scheme that the substantial holder or an associate (2) had a relevant interest (3) in on the date the substantial holder became a substantial holder are as follows:

Class of securities (4)	Number of securities	Persons' votes (5)	Voting power (6)
Ordinary Shares	99,906,340	99,906,340	19.99% <sup>1</sup>

### 3. Details of relevant interests

The nature of the relevant interest the substantial holder or an associate had in the following voting securities on the date the substantial holder became a substantial holder are as follows:

Holder of relevant interest	Nature of relevant interest (7)	Class and number of securities
See Annexure "A"		

### 4. Details of present registered holders

The persons registered as holders of the securities referred to in paragraph 3 above are as follows:

Holder of relevant interest	Registered holder of securities	Person entitled to be registered as holder (8)	Class and number of securities
See Annexure "B"			

### 5. Consideration

The consideration paid for each relevant interest referred to in paragraph 3 above, and acquired in the 4 months prior to the day that the substantial holder became a substantial holder is as follows:

Holder of relevant interest	Date of acquisition	Consideration (9)		Class and number of securities
		Cash	Non-cash	
See Annexure "C"				

<sup>1</sup> Based on 499,781,595 Ordinary Shares in the most recent Appendix 3B lodged on 5 January 2016.

## 6. Associates

The reasons the persons named in paragraph 3 above are associates of the substantial holder are as follows:

Name and ACN/ARSN (if applicable)	Nature of association
See Annexure "D"	

## 7. Addresses

The addresses of persons named in this form are as follows:

Name	Address
See Annexure "E"	

---

## Signature

print name Sarah Culham

capacity Company Secretary

sign here



date 15-Mar-2016

## Annexure "A"

### 3. Details of relevant interests

The nature of the relevant interest the substantial holder or an associate had in the following voting securities on the date the substantial holder became a substantial holder are as follows:

Holder of relevant interest	Nature of relevant interest (7)	Class and number of securities
Credit Suisse (Hong Kong) Limited	Voting rights and right to dispose	148,624 Ordinary shares
Credit Suisse Equities (Australia) Limited (ACN 068 232 708)	Voting rights and right to dispose	7,880,232 Ordinary shares
Credit Suisse International (ARBN 062787106)	Voting rights and right to dispose	224,823 Ordinary shares
Credit Suisse Securities (Europe) Limited (ARBN 099554131)	Holder of securities subject to an obligation to return under a securities lending agreement	490,752 Ordinary shares
Credit Suisse Securities (USA) LLC	Voting rights and right to dispose	72,344 Ordinary shares
Credit Suisse Securities (USA) LLC	Holder of securities subject to an obligation to return under a securities lending agreement	466,661 Ordinary shares
Credit Suisse Funds AG	Voting rights and right to dispose	4,038,216 Ordinary shares
Credit Suisse (Australia) Limited (ACN 007 016 300)	Credit Suisse (Australia) Limited ( <b>CSAL</b> ), entered into a Block Trade Agreement (see Annexure "B") on 11 March 2016 with Newmont Capital Pty Ltd. Pursuant to section 608 of the Corporations Act and clauses 2.1 and 2.4 of the Block Trade Agreement, CSAL acquired a relevant interest in a maximum of 86,528,307 shares in Regis Resources Limited ( <b>Regis</b> ) on execution of the Block Trade Agreement.  All of the Regis shares the subject of the Block Trade Agreement have been sold. Credit Suisse Group AG will file a ceasing to be a substantial shareholder notice following settlement of those shares.	86,528,307 Ordinary shares
Credit Suisse Group AG and its affiliates listed in Annexure A.	Pursuant to section 608(3) of the Corporations Act.	99,906,340 Ordinary Shares.

This is Annexure "A" referred to in the Form 603 "Notice of initial substantial holder"

**Signature**

Credit Suisse Holdings (Australia) Limited (ACN 008 496 713)

print name Sarah Culham

capacity Company Secretary

sign here

date 15-Mar-2016



## Annexure "B"

### 4. Details of present registered holders

The persons registered as holders of the securities referred to in paragraph 3 above are as follows:

Holder of relevant interest	Registered holder of securities	Person entitled to be registered as holder (8)	Class and number of securities
Credit Suisse (Hong Kong) Limited	HSBC Custody Nominees (Australia) Limited (ACN 003 094 568)	Credit Suisse (Hong Kong) Limited	148,624 Ordinary shares
Credit Suisse Equities (Australia) Limited	CS Fourth Nominees Pty Limited (ACN 069 126 432)	Credit Suisse Equities (Australia) Limited	7,880,232 Ordinary shares
Credit Suisse International (ARBN 062787106)	HSBC Custody Nominees (Australia) Limited (ACN 003 094 568)	Credit Suisse International	224,823 Ordinary shares
Credit Suisse Securities (Europe) Limited (ARBN 099554131)	HSBC Custody Nominees (Australia) Limited (ACN 003 094 568)	Credit Suisse Securities (Europe) Limited	490,752 Ordinary shares
Credit Suisse Securities (USA) LLC	HSBC Custody Nominees (Australia) Limited (ACN 003 094 568)	Credit Suisse Securities (USA) LLC	539,005 Ordinary shares
Credit Suisse Funds AG	HSBC Custody Nominees (Australia) Limited (ACN 003 094 568)	Credit Suisse Funds AG	4,038,216 Ordinary shares
CSAL	Newmont Capital Pty Ltd	Newmont Capital Pty Ltd	86,528,307 Ordinary Shares.
Credit Suisse Group AG and its affiliates listed in Annexure A.	Newmont Capital Pty Ltd	Newmont Capital Pty Ltd	99,906,340 Ordinary Shares

This is Annexure "B" referred to in the Form 603 "Notice of initial substantial holder"

### Signature

Credit Suisse Holdings (Australia) Limited (ACN 008 496 713)

print name Sarah Culham capacity Company Secretary

sign here

date 15-Mar-2016



## Annexure "C"

### 5. Consideration

The consideration paid for each relevant interest referred to in paragraph 3 above, and acquired in the 4 months prior to the day that the substantial holder became a substantial holder is as follows:

Holder of relevant interest	Date of acquisition	Consideration (9)		Class and number of securities
		Cash	Non-cash	
Credit Suisse (Hong Kong) Limited	12-Nov-2015	37,014.66 AUD		18,012 Common Stock
Credit Suisse (Hong Kong) Limited	13-Nov-2015	178,423.73 AUD		-91,744 Common Stock
Credit Suisse (Hong Kong) Limited	13-Nov-2015	36,382.64 AUD		-18,699 Common Stock
Credit Suisse (Hong Kong) Limited	13-Nov-2015	7,030.54 AUD		-3,596 Common Stock
Credit Suisse (Hong Kong) Limited	13-Nov-2015	64,664.00 AUD		32,332 Common Stock
Credit Suisse (Hong Kong) Limited	13-Nov-2015	59,205.96 AUD		29,643 Common Stock
Credit Suisse (Hong Kong) Limited	16-Nov-2015	89,290.59 AUD		-43,366 Common Stock
Credit Suisse (Hong Kong) Limited	16-Nov-2015	178,688.42 AUD		-86,953 Common Stock
Credit Suisse (Hong Kong) Limited	16-Nov-2015	90,252.79 AUD		43,670 Common Stock
Credit Suisse (Hong Kong) Limited	16-Nov-2015	59,218.83 AUD		28,575 Common Stock
Credit Suisse (Hong Kong) Limited	17-Nov-2015	79,511.50 AUD		-37,814 Common Stock
Credit Suisse (Hong Kong) Limited	17-Nov-2015	3,644.14 AUD		-1,769 Common Stock
Credit Suisse (Hong Kong) Limited	17-Nov-2015	87,561.97 AUD		-42,407 Common Stock
Credit Suisse (Hong Kong) Limited	17-Nov-2015	218,956.31 AUD		-105,776 Common Stock
Credit Suisse (Hong Kong) Limited	17-Nov-2015	87,562.98 AUD		42,645 Common Stock
Credit Suisse (Hong Kong) Limited	18-Nov-2015	3,630.06 AUD		-1,806 Common Stock
Credit Suisse (Hong Kong) Limited	18-Nov-2015	31,340.16 AUD		-15,674 Common Stock
Credit Suisse (Hong Kong) Limited	19-Nov-2015	40,148.36 AUD		-19,278 Common Stock
Credit Suisse (Hong Kong) Limited	19-Nov-2015	175,666.98 AUD		85,176 Common Stock
Credit Suisse (Hong Kong) Limited	19-Nov-2015	6,294.68 AUD		3,053 Common Stock
Credit Suisse (Hong Kong) Limited	19-Nov-2015	21,075.72 AUD		10,222 Common Stock
Credit Suisse (Hong Kong) Limited	19-Nov-2015	120,645.72 AUD		58,657 Common Stock
Credit Suisse (Hong Kong) Limited	20-Nov-2015	103,815.09 AUD		-50,381 Common Stock
Credit Suisse (Hong Kong) Limited	20-Nov-2015	181,531.94 AUD		-87,943 Common Stock
Credit Suisse (Hong Kong) Limited	20-Nov-2015	19,991.87 AUD		-9,745 Common Stock
Credit Suisse (Hong Kong) Limited	20-Nov-2015	113,942.62 AUD		-54,518 Common Stock
Credit Suisse (Hong Kong) Limited	20-Nov-2015	56,387.17 AUD		-27,134 Common Stock

Credit Suisse (Hong Kong) Limited	23-Nov-2015	67,809.73 AUD		-33,949 Common Stock
Credit Suisse (Hong Kong) Limited	23-Nov-2015	91,370.02 AUD		-45,880 Common Stock
Credit Suisse (Hong Kong) Limited	23-Nov-2015	1,634.00 AUD		-817 Common Stock
Credit Suisse (Hong Kong) Limited	23-Nov-2015	104,582.21 AUD		50,557 Common Stock
Credit Suisse (Hong Kong) Limited	24-Nov-2015	3,539.70 AUD		-1,710 Common Stock
Credit Suisse (Hong Kong) Limited	24-Nov-2015	141,214.10 AUD		-68,421 Common Stock
Credit Suisse (Hong Kong) Limited	24-Nov-2015	2.08 AUD		1 Common Stock
Credit Suisse (Hong Kong) Limited	24-Nov-2015	37,162.99 AUD		17,755 Common Stock
Credit Suisse (Hong Kong) Limited	25-Nov-2015	109,144.35 AUD		-51,791 Common Stock
Credit Suisse (Hong Kong) Limited	25-Nov-2015	39,115.23 AUD		-18,531 Common Stock
Credit Suisse (Hong Kong) Limited	25-Nov-2015	102,751.71 AUD		-48,564 Common Stock
Credit Suisse (Hong Kong) Limited	25-Nov-2015	3,168.74 AUD		1,499 Common Stock
Credit Suisse (Hong Kong) Limited	25-Nov-2015	24,753.35 AUD		11,732 Common Stock
Credit Suisse (Hong Kong) Limited	26-Nov-2015	39,753.43 AUD		-19,280 Common Stock
Credit Suisse (Hong Kong) Limited	26-Nov-2015	35,019.28 AUD		-16,998 Common Stock
Credit Suisse (Hong Kong) Limited	26-Nov-2015	51,768.81 AUD		-24,926 Common Stock
Credit Suisse (Hong Kong) Limited	26-Nov-2015	3,459.84 AUD		1,632 Common Stock
Credit Suisse (Hong Kong) Limited	26-Nov-2015	169,317.90 AUD		79,239 Common Stock
Credit Suisse (Hong Kong) Limited	27-Nov-2015	120,246.95 AUD		-57,255 Common Stock
Credit Suisse (Hong Kong) Limited	27-Nov-2015	26,852.55 AUD		-12,815 Common Stock
Credit Suisse (Hong Kong) Limited	27-Nov-2015	53,657.32 AUD		25,241 Common Stock
Credit Suisse (Hong Kong) Limited	30-Nov-2015	45,641.68 AUD		-21,699 Common Stock
Credit Suisse (Hong Kong) Limited	30-Nov-2015	53,125.25 AUD		-25,154 Common Stock
Credit Suisse (Hong Kong) Limited	30-Nov-2015	410,273.06 AUD		209,955 Common Stock
Credit Suisse (Hong Kong) Limited	30-Nov-2015	81,346.14 AUD		41,931 Common Stock
Credit Suisse (Hong Kong) Limited	30-Nov-2015	7,072.75 AUD		3,636 Common Stock
Credit Suisse (Hong Kong) Limited	30-Nov-2015	10,466.10 AUD		5,220 Common Stock
Credit Suisse (Hong Kong) Limited	01-Dec-2015	50,879.77 AUD		-23,819 Common Stock
Credit Suisse (Hong Kong) Limited	01-Dec-2015	17,412.62 AUD		-8,160 Common Stock
Credit Suisse (Hong Kong) Limited	01-Dec-2015	3,676.57 AUD		-1,721 Common Stock
Credit Suisse (Hong Kong) Limited	01-Dec-2015	134,393.98 AUD		-62,948 Common Stock
Credit Suisse (Hong Kong) Limited	01-Dec-2015	10,044.57 AUD		5,061 Common Stock
Credit Suisse (Hong Kong) Limited	01-Dec-2015	24,225.64 AUD		12,189 Common Stock
Credit Suisse (Hong Kong) Limited	01-Dec-2015	159,940.53 AUD		80,603 Common Stock

Credit Suisse (Hong Kong) Limited	01-Dec-2015	155,989.30 AUD		78,699 Common Stock
Credit Suisse (Hong Kong) Limited	02-Dec-2015	27,952.34 AUD		-13,146 Common Stock
Credit Suisse (Hong Kong) Limited	02-Dec-2015	59,277.79 AUD		-27,881 Common Stock
Credit Suisse (Hong Kong) Limited	02-Dec-2015	19,686.32 AUD		-9,286 Common Stock
Credit Suisse (Hong Kong) Limited	02-Dec-2015	35,176.08 AUD		-16,548 Common Stock
Credit Suisse (Hong Kong) Limited	02-Dec-2015	19,331.44 AUD		9,866 Common Stock
Credit Suisse (Hong Kong) Limited	03-Dec-2015	1,686.32 AUD		-867 Common Stock
Credit Suisse (Hong Kong) Limited	03-Dec-2015	1,686.32 AUD		-867 Common Stock
Credit Suisse (Hong Kong) Limited	03-Dec-2015	43,863.64 AUD		-22,552 Common Stock
Credit Suisse (Hong Kong) Limited	03-Dec-2015	23,707.61 AUD		-12,189 Common Stock
Credit Suisse (Hong Kong) Limited	03-Dec-2015	11,186.53 AUD		6,012 Common Stock
Credit Suisse (Hong Kong) Limited	03-Dec-2015	16,620.04 AUD		8,892 Common Stock
Credit Suisse (Hong Kong) Limited	03-Dec-2015	3,363.07 AUD		1,802 Common Stock
Credit Suisse (Hong Kong) Limited	04-Dec-2015	57,957.20 AUD		29,570 Common Stock
Credit Suisse (Hong Kong) Limited	04-Dec-2015	108,835.20 AUD		54,513 Common Stock
Credit Suisse (Hong Kong) Limited	04-Dec-2015	9,393.84 AUD		4,712 Common Stock
Credit Suisse (Hong Kong) Limited	07-Dec-2015	8,526.77 AUD		-4,368 Common Stock
Credit Suisse (Hong Kong) Limited	07-Dec-2015	102,748.63 AUD		-52,479 Common Stock
Credit Suisse (Hong Kong) Limited	07-Dec-2015	327.20 AUD		160 Common Stock
Credit Suisse (Hong Kong) Limited	08-Dec-2015	162,380.90 AUD		-86,691 Common Stock
Credit Suisse (Hong Kong) Limited	08-Dec-2015	28,841.10 AUD		-15,594 Common Stock
Credit Suisse (Hong Kong) Limited	08-Dec-2015	15,373.50 AUD		7,500 Common Stock
Credit Suisse (Hong Kong) Limited	08-Dec-2015	20,797.42 AUD		10,114 Common Stock
Credit Suisse (Hong Kong) Limited	08-Dec-2015	32,146.30 AUD		15,605 Common Stock
Credit Suisse (Hong Kong) Limited	09-Dec-2015	268,013.56 AUD		-133,766 Common Stock
Credit Suisse (Hong Kong) Limited	09-Dec-2015	15,442.55 AUD		-7,899 Common Stock
Credit Suisse (Hong Kong) Limited	09-Dec-2015	107,757.31 AUD		-55,040 Common Stock
Credit Suisse (Hong Kong) Limited	09-Dec-2015	6,021.60 AUD		2,895 Common Stock
Credit Suisse (Hong Kong) Limited	09-Dec-2015	1,944.97 AUD		921 Common Stock
Credit Suisse (Hong Kong) Limited	10-Dec-2015	127,131.46 AUD		-61,970 Common Stock
Credit Suisse (Hong Kong) Limited	10-Dec-2015	61,500.00 AUD		-30,000 Common Stock
Credit Suisse (Hong Kong) Limited	10-Dec-2015	211,963.97 AUD		101,297 Common Stock
Credit Suisse (Hong Kong) Limited	10-Dec-2015	1,545.00 AUD		750 Common Stock
Credit Suisse (Hong Kong) Limited	11-Dec-2015	83,488.51 AUD		-40,742 Common Stock

Credit Suisse (Hong Kong) Limited	11-Dec-2015	38,930.30 AUD		-19,048 Common Stock
Credit Suisse (Hong Kong) Limited	11-Dec-2015	26,545.55 AUD		-12,975 Common Stock
Credit Suisse (Hong Kong) Limited	11-Dec-2015	14,838.98 AUD		-7,241 Common Stock
Credit Suisse (Hong Kong) Limited	11-Dec-2015	14,171.32 AUD		6,722 Common Stock
Credit Suisse (Hong Kong) Limited	11-Dec-2015	4,369.88 AUD		2,073 Common Stock
Credit Suisse (Hong Kong) Limited	11-Dec-2015	9,031.49 AUD		4,285 Common Stock
Credit Suisse (Hong Kong) Limited	11-Dec-2015	24,966.11 AUD		11,848 Common Stock
Credit Suisse (Hong Kong) Limited	14-Dec-2015	114,774.43 AUD		-54,380 Common Stock
Credit Suisse (Hong Kong) Limited	14-Dec-2015	100,602.55 AUD		-47,537 Common Stock
Credit Suisse (Hong Kong) Limited	14-Dec-2015	54,301.43 AUD		24,512 Common Stock
Credit Suisse (Hong Kong) Limited	14-Dec-2015	1,845.88 AUD		808 Common Stock
Credit Suisse (Hong Kong) Limited	14-Dec-2015	588,757.60 AUD		258,261 Common Stock
Credit Suisse (Hong Kong) Limited	15-Dec-2015	23,427.78 AUD		-11,210 Common Stock
Credit Suisse (Hong Kong) Limited	15-Dec-2015	8,673.50 AUD		-4,150 Common Stock
Credit Suisse (Hong Kong) Limited	15-Dec-2015	93,926.27 AUD		-44,986 Common Stock
Credit Suisse (Hong Kong) Limited	15-Dec-2015	362,768.00 AUD		160,000 Common Stock
Credit Suisse (Hong Kong) Limited	15-Dec-2015	24,954.32 AUD		10,996 Common Stock
Credit Suisse (Hong Kong) Limited	15-Dec-2015	117,604.27 AUD		51,927 Common Stock
Credit Suisse (Hong Kong) Limited	16-Dec-2015	69,182.40 AUD		-32,944 Common Stock
Credit Suisse (Hong Kong) Limited	16-Dec-2015	53,180.24 AUD		-25,235 Common Stock
Credit Suisse (Hong Kong) Limited	16-Dec-2015	211,750.88 AUD		93,575 Common Stock
Credit Suisse (Hong Kong) Limited	16-Dec-2015	44,067.48 AUD		19,732 Common Stock
Credit Suisse (Hong Kong) Limited	16-Dec-2015	304,665.20 AUD		134,617 Common Stock
Credit Suisse (Hong Kong) Limited	16-Dec-2015	221,610.60 AUD		98,236 Common Stock
Credit Suisse (Hong Kong) Limited	17-Dec-2015	158,770.17 AUD		-69,508 Common Stock
Credit Suisse (Hong Kong) Limited	17-Dec-2015	214,344.39 AUD		-94,650 Common Stock
Credit Suisse (Hong Kong) Limited	17-Dec-2015	4,382.68 AUD		-1,924 Common Stock
Credit Suisse (Hong Kong) Limited	17-Dec-2015	12,585.29 AUD		5,388 Common Stock
Credit Suisse (Hong Kong) Limited	17-Dec-2015	343,056.47 AUD		145,938 Common Stock
Credit Suisse (Hong Kong) Limited	18-Dec-2015	3,733.52 AUD		-1,652 Common Stock
Credit Suisse (Hong Kong) Limited	18-Dec-2015	37,365.30 AUD		16,475 Common Stock
Credit Suisse (Hong Kong) Limited	18-Dec-2015	36,478.40 AUD		16,000 Common Stock
Credit Suisse (Hong Kong) Limited	18-Dec-2015	138,665.36 AUD		60,701 Common Stock
Credit Suisse (Hong Kong) Limited	21-Dec-2015	145,618.66 AUD		-64,453 Common Stock



Credit Suisse (Hong Kong) Limited	21-Dec-2015	14,197.32 AUD		-6,282 Common Stock
Credit Suisse (Hong Kong) Limited	21-Dec-2015	68,247.00 AUD		30,000 Common Stock
Credit Suisse (Hong Kong) Limited	21-Dec-2015	32,241.30 AUD		14,172 Common Stock
Credit Suisse (Hong Kong) Limited	21-Dec-2015	7,115.00 AUD		3,125 Common Stock
Credit Suisse (Hong Kong) Limited	21-Dec-2015	49,950.52 AUD		22,102 Common Stock
Credit Suisse (Hong Kong) Limited	22-Dec-2015	84,575.28 AUD		-36,014 Common Stock
Credit Suisse (Hong Kong) Limited	22-Dec-2015	155,034.19 AUD		66,524 Common Stock
Credit Suisse (Hong Kong) Limited	22-Dec-2015	7,761.56 AUD		3,328 Common Stock
Credit Suisse (Hong Kong) Limited	22-Dec-2015	7,976.71 AUD		3,401 Common Stock
Credit Suisse (Hong Kong) Limited	22-Dec-2015	47,401.67 AUD		20,324 Common Stock
Credit Suisse (Hong Kong) Limited	22-Dec-2015	52,382.25 AUD		22,500 Common Stock
Credit Suisse (Hong Kong) Limited	23-Dec-2015	29,248.10 AUD		-12,446 Common Stock
Credit Suisse (Hong Kong) Limited	23-Dec-2015	12,268.30 AUD		-5,391 Common Stock
Credit Suisse (Hong Kong) Limited	23-Dec-2015	3,102,000.00 AUD		-1,320,000 Common Stock
Credit Suisse (Hong Kong) Limited	23-Dec-2015	756,703.06 AUD		-327,648 Common Stock
Credit Suisse (Hong Kong) Limited	23-Dec-2015	1,190,242.00 AUD		-511,844 Common Stock
Credit Suisse (Hong Kong) Limited	23-Dec-2015	1,642,217.60 AUD		-698,816 Common Stock
Credit Suisse (Hong Kong) Limited	23-Dec-2015	287,276.47 AUD		124,056 Common Stock
Credit Suisse (Hong Kong) Limited	23-Dec-2015	119,655.99 AUD		51,607 Common Stock
Credit Suisse (Hong Kong) Limited	23-Dec-2015	38,373.50 AUD		16,556 Common Stock
Credit Suisse (Hong Kong) Limited	23-Dec-2015	4,544.78 AUD		1,962 Common Stock
Credit Suisse (Hong Kong) Limited	23-Dec-2015	39,072.38 AUD		16,875 Common Stock
Credit Suisse (Hong Kong) Limited	24-Dec-2015	48,233.40 AUD		-21,155 Common Stock
Credit Suisse (Hong Kong) Limited	24-Dec-2015	21,990.36 AUD		-9,457 Common Stock
Credit Suisse (Hong Kong) Limited	24-Dec-2015	304,196.38 AUD		-133,046 Common Stock
Credit Suisse (Hong Kong) Limited	24-Dec-2015	3,449.80 AUD		1,468 Common Stock
Credit Suisse (Hong Kong) Limited	24-Dec-2015	19,116.23 AUD		8,084 Common Stock
Credit Suisse (Hong Kong) Limited	24-Dec-2015	35,626.12 AUD		15,003 Common Stock
Credit Suisse (Hong Kong) Limited	24-Dec-2015	50,377.41 AUD		21,183 Common Stock
Credit Suisse (Hong Kong) Limited	24-Dec-2015	2,001.97 AUD		846 Common Stock
Credit Suisse (Hong Kong) Limited	29-Dec-2015	48,667.79 AUD		-20,909 Common Stock
Credit Suisse (Hong Kong) Limited	29-Dec-2015	25,477.21 AUD		10,676 Common Stock
Credit Suisse (Hong Kong) Limited	29-Dec-2015	47,488.94 AUD		19,909 Common Stock
Credit Suisse (Hong Kong) Limited	29-Dec-2015	39,102.20 AUD		16,382 Common Stock

Credit Suisse (Hong Kong) Limited	29-Dec-2015	125,892.36 AUD		52,657 Common Stock
Credit Suisse (Hong Kong) Limited	30-Dec-2015	14,762.88 AUD		-6,336 Common Stock
Credit Suisse (Hong Kong) Limited	30-Dec-2015	29,695.38 AUD		13,069 Common Stock
Credit Suisse (Hong Kong) Limited	30-Dec-2015	49,111.71 AUD		21,339 Common Stock
Credit Suisse (Hong Kong) Limited	30-Dec-2015	37,364.07 AUD		16,382 Common Stock
Credit Suisse (Hong Kong) Limited	30-Dec-2015	5,980.62 AUD		2,630 Common Stock
Credit Suisse (Hong Kong) Limited	30-Dec-2015	159,765.33 AUD		70,375 Common Stock
Credit Suisse (Hong Kong) Limited	30-Dec-2015	232,007.90 AUD		102,554 Common Stock
Credit Suisse (Hong Kong) Limited	31-Dec-2015	25,588.35 AUD		-10,810 Common Stock
Credit Suisse (Hong Kong) Limited	31-Dec-2015	4,299.10 AUD		1,841 Common Stock
Credit Suisse (Hong Kong) Limited	31-Dec-2015	16,363.90 AUD		7,000 Common Stock
Credit Suisse (Hong Kong) Limited	31-Dec-2015	60,920.29 AUD		26,099 Common Stock
Credit Suisse (Hong Kong) Limited	31-Dec-2015	39,587.37 AUD		17,010 Common Stock
Credit Suisse (Hong Kong) Limited	31-Dec-2015	29,727.70 AUD		12,721 Common Stock
Credit Suisse (Hong Kong) Limited	04-Jan-2016	5,812.25 AUD		-2,437 Common Stock
Credit Suisse (Hong Kong) Limited	04-Jan-2016	79,681.39 AUD		-33,422 Common Stock
Credit Suisse (Hong Kong) Limited	04-Jan-2016	51,709.19 AUD		-21,681 Common Stock
Credit Suisse (Hong Kong) Limited	04-Jan-2016	92,486.92 AUD		39,321 Common Stock
Credit Suisse (Hong Kong) Limited	04-Jan-2016	56,805.31 AUD		24,155 Common Stock
Credit Suisse (Hong Kong) Limited	04-Jan-2016	38,517.36 AUD		16,382 Common Stock
Credit Suisse (Hong Kong) Limited	04-Jan-2016	82,549.44 AUD		35,108 Common Stock
Credit Suisse (Hong Kong) Limited	05-Jan-2016	38,610.74 AUD		16,382 Common Stock
Credit Suisse (Hong Kong) Limited	05-Jan-2016	83,051.63 AUD		35,114 Common Stock
Credit Suisse (Hong Kong) Limited	05-Jan-2016	103,771.98 AUD		43,960 Common Stock
Credit Suisse (Hong Kong) Limited	05-Jan-2016	22,515.58 AUD		9,530 Common Stock
Credit Suisse (Hong Kong) Limited	05-Jan-2016	40,864.24 AUD		17,392 Common Stock
Credit Suisse (Hong Kong) Limited	06-Jan-2016	6,940.44 AUD		-2,966 Common Stock
Credit Suisse (Hong Kong) Limited	06-Jan-2016	36,378.83 AUD		15,630 Common Stock
Credit Suisse (Hong Kong) Limited	06-Jan-2016	96,231.54 AUD		42,017 Common Stock
Credit Suisse (Hong Kong) Limited	06-Jan-2016	37,654.03 AUD		16,382 Common Stock
Credit Suisse (Hong Kong) Limited	06-Jan-2016	154,146.31 AUD		67,257 Common Stock
Credit Suisse (Hong Kong) Limited	06-Jan-2016	15,770.93 AUD		6,895 Common Stock
Credit Suisse (Hong Kong) Limited	06-Jan-2016	59,162.76 AUD		25,885 Common Stock
Credit Suisse (Hong Kong) Limited	07-Jan-2016	67,875.96 AUD		-28,761 Common Stock

Credit Suisse (Hong Kong) Limited	07-Jan-2016	143,136.16 AUD		-60,909 Common Stock
Credit Suisse (Hong Kong) Limited	07-Jan-2016	83,790.93 AUD		-35,636 Common Stock
Credit Suisse (Hong Kong) Limited	07-Jan-2016	177,215.42 AUD		73,163 Common Stock
Credit Suisse (Hong Kong) Limited	07-Jan-2016	93,969.78 AUD		38,927 Common Stock
Credit Suisse (Hong Kong) Limited	07-Jan-2016	55,693.21 AUD		23,164 Common Stock
Credit Suisse (Hong Kong) Limited	07-Jan-2016	104,588.57 AUD		43,156 Common Stock
Credit Suisse (Hong Kong) Limited	07-Jan-2016	39,587.88 AUD		16,383 Common Stock
Credit Suisse (Hong Kong) Limited	08-Jan-2016	46,582.38 AUD		-19,907 Common Stock
Credit Suisse (Hong Kong) Limited	08-Jan-2016	121,736.95 AUD		-51,682 Common Stock
Credit Suisse (Hong Kong) Limited	08-Jan-2016	35,980.19 AUD		-15,299 Common Stock
Credit Suisse (Hong Kong) Limited	08-Jan-2016	121,236.88 AUD		-51,485 Common Stock
Credit Suisse (Hong Kong) Limited	08-Jan-2016	99,112.92 AUD		41,730 Common Stock
Credit Suisse (Hong Kong) Limited	08-Jan-2016	78,349.03 AUD		33,306 Common Stock
Credit Suisse (Hong Kong) Limited	08-Jan-2016	151,860.33 AUD		64,304 Common Stock
Credit Suisse (Hong Kong) Limited	08-Jan-2016	7,543.04 AUD		3,185 Common Stock
Credit Suisse (Hong Kong) Limited	08-Jan-2016	38,625.48 AUD		16,382 Common Stock
Credit Suisse (Hong Kong) Limited	11-Jan-2016	168,381.69 AUD		-72,820 Common Stock
Credit Suisse (Hong Kong) Limited	11-Jan-2016	68,791.81 AUD		28,926 Common Stock
Credit Suisse (Hong Kong) Limited	11-Jan-2016	76,863.99 AUD		31,996 Common Stock
Credit Suisse (Hong Kong) Limited	11-Jan-2016	105,512.82 AUD		43,896 Common Stock
Credit Suisse (Hong Kong) Limited	11-Jan-2016	154,316.73 AUD		64,304 Common Stock
Credit Suisse (Hong Kong) Limited	11-Jan-2016	5,178.74 AUD		2,157 Common Stock
Credit Suisse (Hong Kong) Limited	11-Jan-2016	39,196.33 AUD		16,383 Common Stock
Credit Suisse (Hong Kong) Limited	12-Jan-2016	78,502.50 AUD		-32,482 Common Stock
Credit Suisse (Hong Kong) Limited	12-Jan-2016	150,471.36 AUD		64,304 Common Stock
Credit Suisse (Hong Kong) Limited	12-Jan-2016	103,312.85 AUD		44,181 Common Stock
Credit Suisse (Hong Kong) Limited	12-Jan-2016	2,261.31 AUD		966 Common Stock
Credit Suisse (Hong Kong) Limited	12-Jan-2016	285,563.50 AUD		122,297 Common Stock
Credit Suisse (Hong Kong) Limited	12-Jan-2016	38,271.63 AUD		16,382 Common Stock
Credit Suisse (Hong Kong) Limited	13-Jan-2016	18,979.41 AUD		-8,018 Common Stock
Credit Suisse (Hong Kong) Limited	13-Jan-2016	88,618.54 AUD		-37,606 Common Stock
Credit Suisse (Hong Kong) Limited	13-Jan-2016	213,948.70 AUD		96,395 Common Stock
Credit Suisse (Hong Kong) Limited	13-Jan-2016	2,618.95 AUD		1,176 Common Stock
Credit Suisse (Hong Kong) Limited	13-Jan-2016	112,776.49 AUD		50,908 Common Stock

Credit Suisse (Hong Kong) Limited	13-Jan-2016	36,144.17 AUD		16,383 Common Stock
Credit Suisse (Hong Kong) Limited	13-Jan-2016	125,641.64 AUD		56,970 Common Stock
Credit Suisse (Hong Kong) Limited	14-Jan-2016	83,122.15 AUD		-34,512 Common Stock
Credit Suisse (Hong Kong) Limited	14-Jan-2016	123,698.04 AUD		53,953 Common Stock
Credit Suisse (Hong Kong) Limited	14-Jan-2016	54,150.20 AUD		23,518 Common Stock
Credit Suisse (Hong Kong) Limited	14-Jan-2016	74,734.80 AUD		31,821 Common Stock
Credit Suisse (Hong Kong) Limited	14-Jan-2016	37,537.71 AUD		16,382 Common Stock
Credit Suisse (Hong Kong) Limited	14-Jan-2016	17,509.85 AUD		7,610 Common Stock
Credit Suisse (Hong Kong) Limited	14-Jan-2016	24,293.40 AUD		10,655 Common Stock
Credit Suisse (Hong Kong) Limited	15-Jan-2016	15,278.37 AUD		-6,564 Common Stock
Credit Suisse (Hong Kong) Limited	15-Jan-2016	700,080.00 AUD		-300,000 Common Stock
Credit Suisse (Hong Kong) Limited	15-Jan-2016	4,054.05 AUD		1,755 Common Stock
Credit Suisse (Hong Kong) Limited	15-Jan-2016	143,701.34 AUD		61,991 Common Stock
Credit Suisse (Hong Kong) Limited	15-Jan-2016	104,258.64 AUD		44,854 Common Stock
Credit Suisse (Hong Kong) Limited	15-Jan-2016	38,126.52 AUD		16,383 Common Stock
Credit Suisse (Hong Kong) Limited	15-Jan-2016	29,951.12 AUD		12,944 Common Stock
Credit Suisse (Hong Kong) Limited	15-Jan-2016	223,767.66 AUD		96,269 Common Stock
Credit Suisse (Hong Kong) Limited	18-Jan-2016	329,190.00 AUD		-150,000 Common Stock
Credit Suisse (Hong Kong) Limited	18-Jan-2016	11,850.02 AUD		-5,362 Common Stock
Credit Suisse (Hong Kong) Limited	18-Jan-2016	7,198.10 AUD		-3,185 Common Stock
Credit Suisse (Hong Kong) Limited	18-Jan-2016	3,126.03 AUD		1,319 Common Stock
Credit Suisse (Hong Kong) Limited	18-Jan-2016	242,075.81 AUD		101,427 Common Stock
Credit Suisse (Hong Kong) Limited	18-Jan-2016	21,188.01 AUD		8,882 Common Stock
Credit Suisse (Hong Kong) Limited	18-Jan-2016	107,636.63 AUD		45,008 Common Stock
Credit Suisse (Hong Kong) Limited	19-Jan-2016	273,767.62 AUD		-118,586 Common Stock
Credit Suisse (Hong Kong) Limited	19-Jan-2016	155,372.88 AUD		-67,527 Common Stock
Credit Suisse (Hong Kong) Limited	19-Jan-2016	323,417.12 AUD		127,621 Common Stock
Credit Suisse (Hong Kong) Limited	19-Jan-2016	267,766.20 AUD		105,254 Common Stock
Credit Suisse (Hong Kong) Limited	19-Jan-2016	152,614.84 AUD		60,334 Common Stock
Credit Suisse (Hong Kong) Limited	19-Jan-2016	10,898.70 AUD		4,274 Common Stock
Credit Suisse (Hong Kong) Limited	19-Jan-2016	177,370.47 AUD		69,307 Common Stock
Credit Suisse (Hong Kong) Limited	19-Jan-2016	27,518.96 AUD		10,758 Common Stock
Credit Suisse (Hong Kong) Limited	20-Jan-2016	200,845.73 AUD		-86,174 Common Stock
Credit Suisse (Hong Kong) Limited	20-Jan-2016	59,276.77 AUD		-25,579 Common Stock

Credit Suisse (Hong Kong) Limited	20-Jan-2016	43,814.54 AUD		-18,862 Common Stock
Credit Suisse (Hong Kong) Limited	20-Jan-2016	12,290.30 AUD		5,030 Common Stock
Credit Suisse (Hong Kong) Limited	20-Jan-2016	120,287.55 AUD		49,115 Common Stock
Credit Suisse (Hong Kong) Limited	20-Jan-2016	29,823.70 AUD		12,164 Common Stock
Credit Suisse (Hong Kong) Limited	20-Jan-2016	124,406.75 AUD		50,613 Common Stock
Credit Suisse (Hong Kong) Limited	20-Jan-2016	453,375.03 AUD		185,878 Common Stock
Credit Suisse (Hong Kong) Limited	21-Jan-2016	46,553.86 AUD		-19,535 Common Stock
Credit Suisse (Hong Kong) Limited	21-Jan-2016	310,860.62 AUD		126,541 Common Stock
Credit Suisse (Hong Kong) Limited	21-Jan-2016	32,542.53 AUD		13,219 Common Stock
Credit Suisse (Hong Kong) Limited	21-Jan-2016	853.63 AUD		345 Common Stock
Credit Suisse (Hong Kong) Limited	21-Jan-2016	37.12 AUD		15 Common Stock
Credit Suisse (Hong Kong) Limited	21-Jan-2016	171,098.19 AUD		69,307 Common Stock
Credit Suisse (Hong Kong) Limited	22-Jan-2016	38,887.44 AUD		-15,191 Common Stock
Credit Suisse (Hong Kong) Limited	22-Jan-2016	65,269.76 AUD		-25,496 Common Stock
Credit Suisse (Hong Kong) Limited	22-Jan-2016	16,522.58 AUD		6,889 Common Stock
Credit Suisse (Hong Kong) Limited	22-Jan-2016	89,724.29 AUD		37,340 Common Stock
Credit Suisse (Hong Kong) Limited	22-Jan-2016	68,334.31 AUD		28,475 Common Stock
Credit Suisse (Hong Kong) Limited	22-Jan-2016	294,690.50 AUD		122,926 Common Stock
Credit Suisse (Hong Kong) Limited	22-Jan-2016	166,285.89 AUD		69,306 Common Stock
Credit Suisse (Hong Kong) Limited	25-Jan-2016	3,609.60 AUD		-1,504 Common Stock
Credit Suisse (Hong Kong) Limited	25-Jan-2016	102,520.08 AUD		43,063 Common Stock
Credit Suisse (Hong Kong) Limited	25-Jan-2016	39,573.14 AUD		16,383 Common Stock
Credit Suisse (Hong Kong) Limited	25-Jan-2016	500,911.53 AUD		207,804 Common Stock
Credit Suisse (Hong Kong) Limited	25-Jan-2016	167,826.90 AUD		69,307 Common Stock
Credit Suisse (Hong Kong) Limited	27-Jan-2016	20,779.04 AUD		-8,431 Common Stock
Credit Suisse (Hong Kong) Limited	27-Jan-2016	39,959.66 AUD		-16,178 Common Stock
Credit Suisse (Hong Kong) Limited	27-Jan-2016	58,435.62 AUD		23,270 Common Stock
Credit Suisse (Hong Kong) Limited	27-Jan-2016	45,932.56 AUD		18,646 Common Stock
Credit Suisse (Hong Kong) Limited	27-Jan-2016	82,154.96 AUD		32,765 Common Stock
Credit Suisse (Hong Kong) Limited	27-Jan-2016	29,075.52 AUD		11,724 Common Stock
Credit Suisse (Hong Kong) Limited	27-Jan-2016	286,079.56 AUD		113,781 Common Stock
Credit Suisse (Hong Kong) Limited	28-Jan-2016	3,571.92 AUD		1,476 Common Stock
Credit Suisse (Hong Kong) Limited	28-Jan-2016	389,294.80 AUD		160,230 Common Stock
Credit Suisse (Hong Kong) Limited	29-Jan-2016	1,410.59 AUD		-584 Common Stock

Credit Suisse (Hong Kong) Limited	29-Jan-2016	366,605.38 AUD		-151,165 Common Stock
Credit Suisse (Hong Kong) Limited	01-Feb-2016	177,608.90 AUD		-70,707 Common Stock
Credit Suisse (Hong Kong) Limited	01-Feb-2016	24,952.12 AUD		10,519 Common Stock
Credit Suisse (Hong Kong) Limited	01-Feb-2016	30,930.70 AUD		13,024 Common Stock
Credit Suisse (Hong Kong) Limited	02-Feb-2016	26,632.97 AUD		-10,970 Common Stock
Credit Suisse (Hong Kong) Limited	02-Feb-2016	417,668.22 AUD		-171,887 Common Stock
Credit Suisse (Hong Kong) Limited	02-Feb-2016	220,430.47 AUD		-90,742 Common Stock
Credit Suisse (Hong Kong) Limited	02-Feb-2016	22,377.07 AUD		9,330 Common Stock
Credit Suisse (Hong Kong) Limited	02-Feb-2016	4,958.13 AUD		2,058 Common Stock
Credit Suisse (Hong Kong) Limited	02-Feb-2016	19.24 AUD		8 Common Stock
Credit Suisse (Hong Kong) Limited	03-Feb-2016	127,103.99 AUD		-54,216 Common Stock
Credit Suisse (Hong Kong) Limited	03-Feb-2016	103,402.65 AUD		-44,244 Common Stock
Credit Suisse (Hong Kong) Limited	03-Feb-2016	153,770.27 AUD		-65,976 Common Stock
Credit Suisse (Hong Kong) Limited	03-Feb-2016	21,619.94 AUD		9,046 Common Stock
Credit Suisse (Hong Kong) Limited	04-Feb-2016	46,500.74 AUD		-19,525 Common Stock
Credit Suisse (Hong Kong) Limited	04-Feb-2016	49,392.62 AUD		20,111 Common Stock
Credit Suisse (Hong Kong) Limited	04-Feb-2016	154,491.56 AUD		63,324 Common Stock
Credit Suisse (Hong Kong) Limited	05-Feb-2016	55,095.01 AUD		-22,861 Common Stock
Credit Suisse (Hong Kong) Limited	05-Feb-2016	57,227.72 AUD		-23,742 Common Stock
Credit Suisse (Hong Kong) Limited	05-Feb-2016	216,493.90 AUD		88,880 Common Stock
Credit Suisse (Hong Kong) Limited	05-Feb-2016	170,294.16 AUD		69,870 Common Stock
Credit Suisse (Hong Kong) Limited	05-Feb-2016	72,600.00 AUD		30,000 Common Stock
Credit Suisse (Hong Kong) Limited	05-Feb-2016	28,035.70 AUD		11,585 Common Stock
Credit Suisse (Hong Kong) Limited	08-Feb-2016	12,100.57 AUD		-5,063 Common Stock
Credit Suisse (Hong Kong) Limited	08-Feb-2016	62,593.10 AUD		-26,124 Common Stock
Credit Suisse (Hong Kong) Limited	08-Feb-2016	3,930.62 AUD		-1,642 Common Stock
Credit Suisse (Hong Kong) Limited	08-Feb-2016	4,456.91 AUD		1,778 Common Stock
Credit Suisse (Hong Kong) Limited	09-Feb-2016	110,464.50 AUD		39,201 Common Stock
Credit Suisse (Hong Kong) Limited	09-Feb-2016	24,059.72 AUD		8,557 Common Stock
Credit Suisse (Hong Kong) Limited	09-Feb-2016	21,162.70 AUD		7,643 Common Stock
Credit Suisse (Hong Kong) Limited	10-Feb-2016	38,075.67 AUD		-15,669 Common Stock
Credit Suisse (Hong Kong) Limited	10-Feb-2016	120,155.94 AUD		-49,317 Common Stock
Credit Suisse (Hong Kong) Limited	10-Feb-2016	62,817.93 AUD		-25,851 Common Stock
Credit Suisse (Hong Kong) Limited	10-Feb-2016	44,573.27 AUD		-18,261 Common Stock

Credit Suisse (Hong Kong) Limited	10-Feb-2016	27,668.43 AUD		9,917 Common Stock
Credit Suisse (Hong Kong) Limited	11-Feb-2016	92,066.20 AUD		-37,016 Common Stock
Credit Suisse (Hong Kong) Limited	11-Feb-2016	18,837.00 AUD		-7,500 Common Stock
Credit Suisse (Hong Kong) Limited	11-Feb-2016	33,892.13 AUD		-13,498 Common Stock
Credit Suisse (Hong Kong) Limited	11-Feb-2016	88,758.12 AUD		31,210 Common Stock
Credit Suisse (Hong Kong) Limited	12-Feb-2016	4,646.10 AUD		-1,693 Common Stock
Credit Suisse (Hong Kong) Limited	12-Feb-2016	171,817.19 AUD		-62,529 Common Stock
Credit Suisse (Hong Kong) Limited	12-Feb-2016	426,063.44 AUD		152,209 Common Stock
Credit Suisse (Hong Kong) Limited	15-Feb-2016	11,642.95 AUD		-4,218 Common Stock
Credit Suisse (Hong Kong) Limited	15-Feb-2016	20,875.76 AUD		-7,547 Common Stock
Credit Suisse (Hong Kong) Limited	15-Feb-2016	15,898.76 AUD		-5,755 Common Stock
Credit Suisse (Hong Kong) Limited	15-Feb-2016	89,595.20 AUD		-32,435 Common Stock
Credit Suisse (Hong Kong) Limited	15-Feb-2016	147,108.69 AUD		-53,081 Common Stock
Credit Suisse (Hong Kong) Limited	15-Feb-2016	111,374.70 AUD		42,876 Common Stock
Credit Suisse (Hong Kong) Limited	15-Feb-2016	212,062.48 AUD		81,194 Common Stock
Credit Suisse (Hong Kong) Limited	16-Feb-2016	11,818.39 AUD		-4,193 Common Stock
Credit Suisse (Hong Kong) Limited	16-Feb-2016	8,836.10 AUD		-3,164 Common Stock
Credit Suisse (Hong Kong) Limited	16-Feb-2016	403,484.72 AUD		-143,548 Common Stock
Credit Suisse (Hong Kong) Limited	16-Feb-2016	6,195.91 AUD		-2,192 Common Stock
Credit Suisse (Hong Kong) Limited	16-Feb-2016	253,190.00 AUD		100,000 Common Stock
Credit Suisse (Hong Kong) Limited	16-Feb-2016	7,939.20 AUD		3,159 Common Stock
Credit Suisse (Hong Kong) Limited	16-Feb-2016	51,204.01 AUD		20,336 Common Stock
Credit Suisse (Hong Kong) Limited	17-Feb-2016	39,461.42 AUD		-14,182 Common Stock
Credit Suisse (Hong Kong) Limited	17-Feb-2016	257,850.00 AUD		100,000 Common Stock
Credit Suisse (Hong Kong) Limited	17-Feb-2016	49,380.76 AUD		19,580 Common Stock
Credit Suisse (Hong Kong) Limited	18-Feb-2016	24,512.60 AUD		9,336 Common Stock
Credit Suisse (Hong Kong) Limited	18-Feb-2016	21,673.79 AUD		8,300 Common Stock
Credit Suisse (Hong Kong) Limited	19-Feb-2016	225,572.23 AUD		-89,332 Common Stock
Credit Suisse (Hong Kong) Limited	19-Feb-2016	51,342.00 AUD		-20,433 Common Stock
Credit Suisse (Hong Kong) Limited	19-Feb-2016	269,406.40 AUD		105,126 Common Stock
Credit Suisse (Hong Kong) Limited	22-Feb-2016	88,401.20 AUD		-34,955 Common Stock
Credit Suisse (Hong Kong) Limited	22-Feb-2016	2.57 AUD		1 Common Stock
Credit Suisse (Hong Kong) Limited	22-Feb-2016	13,706.13 AUD		5,303 Common Stock
Credit Suisse (Hong Kong) Limited	23-Feb-2016	49,958.40 AUD		-19,063 Common Stock

Credit Suisse (Hong Kong) Limited	23-Feb-2016	44,823.45 AUD		-17,297 Common Stock
Credit Suisse (Hong Kong) Limited	23-Feb-2016	18,396.18 AUD		7,091 Common Stock
Credit Suisse (Hong Kong) Limited	24-Feb-2016	218,871.94 AUD		-87,381 Common Stock
Credit Suisse (Hong Kong) Limited	24-Feb-2016	18,239.77 AUD		-7,286 Common Stock
Credit Suisse (Hong Kong) Limited	24-Feb-2016	85,069.25 AUD		-33,763 Common Stock
Credit Suisse (Hong Kong) Limited	24-Feb-2016	10,547.74 AUD		-4,152 Common Stock
Credit Suisse (Hong Kong) Limited	24-Feb-2016	7,710.99 AUD		-3,066 Common Stock
Credit Suisse (Hong Kong) Limited	24-Feb-2016	43,950.65 AUD		16,636 Common Stock
Credit Suisse (Hong Kong) Limited	25-Feb-2016	24,120.82 AUD		-9,343 Common Stock
Credit Suisse (Hong Kong) Limited	25-Feb-2016	153,171.23 AUD		-59,087 Common Stock
Credit Suisse (Hong Kong) Limited	25-Feb-2016	61,567.49 AUD		23,808 Common Stock
Credit Suisse (Hong Kong) Limited	26-Feb-2016	95,722.09 AUD		-36,917 Common Stock
Credit Suisse (Hong Kong) Limited	26-Feb-2016	28,777.76 AUD		-11,178 Common Stock
Credit Suisse (Hong Kong) Limited	26-Feb-2016	179,571.55 AUD		-69,456 Common Stock
Credit Suisse (Hong Kong) Limited	26-Feb-2016	29,044.89 AUD		11,074 Common Stock
Credit Suisse (Hong Kong) Limited	26-Feb-2016	22,357.76 AUD		8,514 Common Stock
Credit Suisse (Hong Kong) Limited	26-Feb-2016	2,998.21 AUD		1,142 Common Stock
Credit Suisse (Hong Kong) Limited	29-Feb-2016	32,160.58 AUD		-12,283 Common Stock
Credit Suisse (Hong Kong) Limited	29-Feb-2016	63,488.36 AUD		-24,152 Common Stock
Credit Suisse (Hong Kong) Limited	29-Feb-2016	124,234.32 AUD		-47,492 Common Stock
Credit Suisse (Hong Kong) Limited	29-Feb-2016	7,583.07 AUD		-2,890 Common Stock
Credit Suisse (Hong Kong) Limited	29-Feb-2016	11,911.45 AUD		-4,550 Common Stock
Credit Suisse (Hong Kong) Limited	29-Feb-2016	177,417.81 AUD		69,010 Common Stock
Credit Suisse (Hong Kong) Limited	01-Mar-2016	76,875.18 AUD		-29,693 Common Stock
Credit Suisse (Hong Kong) Limited	01-Mar-2016	3,536.43 AUD		-1,367 Common Stock
Credit Suisse (Hong Kong) Limited	01-Mar-2016	15,288.05 AUD		-5,905 Common Stock
Credit Suisse (Hong Kong) Limited	01-Mar-2016	34,549.13 AUD		-13,324 Common Stock
Credit Suisse (Hong Kong) Limited	01-Mar-2016	34,767.52 AUD		12,874 Common Stock
Credit Suisse (Hong Kong) Limited	01-Mar-2016	17,094.79 AUD		6,283 Common Stock
Credit Suisse (Hong Kong) Limited	02-Mar-2016	44,857.28 AUD		-17,056 Common Stock
Credit Suisse (Hong Kong) Limited	02-Mar-2016	104,743.01 AUD		40,853 Common Stock
Credit Suisse (Hong Kong) Limited	03-Mar-2016	39,796.45 AUD		-15,485 Common Stock
Credit Suisse (Hong Kong) Limited	03-Mar-2016	3,537.94 AUD		-1,366 Common Stock
Credit Suisse (Hong Kong) Limited	03-Mar-2016	50,044.97 AUD		-19,444 Common Stock



Credit Suisse (Hong Kong) Limited	03-Mar-2016	2,394.16 AUD		-931 Common Stock
Credit Suisse (Hong Kong) Limited	03-Mar-2016	46,282.62 AUD		-17,939 Common Stock
Credit Suisse (Hong Kong) Limited	03-Mar-2016	35,634.36 AUD		13,504 Common Stock
Credit Suisse (Hong Kong) Limited	03-Mar-2016	39,658.08 AUD		15,022 Common Stock
Credit Suisse (Hong Kong) Limited	03-Mar-2016	51,847.29 AUD		19,625 Common Stock
Credit Suisse (Hong Kong) Limited	04-Mar-2016	286,981.53 AUD		-106,542 Common Stock
Credit Suisse (Hong Kong) Limited	04-Mar-2016	24,652.12 AUD		9,087 Common Stock
Credit Suisse (Hong Kong) Limited	04-Mar-2016	15,539.39 AUD		5,690 Common Stock
Credit Suisse (Hong Kong) Limited	04-Mar-2016	349.44 AUD		128 Common Stock
Credit Suisse (Hong Kong) Limited	07-Mar-2016	5,196.69 AUD		-2,015 Common Stock
Credit Suisse (Hong Kong) Limited	07-Mar-2016	1,686.51 AUD		-656 Common Stock
Credit Suisse (Hong Kong) Limited	07-Mar-2016	30,624.44 AUD		-11,820 Common Stock
Credit Suisse (Hong Kong) Limited	07-Mar-2016	180,791.30 AUD		68,907 Common Stock
Credit Suisse (Hong Kong) Limited	08-Mar-2016	71,018.59 AUD		-26,902 Common Stock
Credit Suisse (Hong Kong) Limited	08-Mar-2016	137,670.39 AUD		-52,138 Common Stock
Credit Suisse (Hong Kong) Limited	08-Mar-2016	16,075.98 AUD		-6,091 Common Stock
Credit Suisse (Hong Kong) Limited	08-Mar-2016	5,318.57 AUD		-2,014 Common Stock
Credit Suisse (Hong Kong) Limited	08-Mar-2016	4,805.95 AUD		1,761 Common Stock
Credit Suisse (Hong Kong) Limited	08-Mar-2016	57,099.24 AUD		21,014 Common Stock
Credit Suisse (Hong Kong) Limited	08-Mar-2016	19,151.29 AUD		7,036 Common Stock
Credit Suisse (Hong Kong) Limited	09-Mar-2016	1,996.98 AUD		-760 Common Stock
Credit Suisse (Hong Kong) Limited	09-Mar-2016	53,568.00 AUD		-20,438 Common Stock
Credit Suisse (Hong Kong) Limited	09-Mar-2016	1,249.68 AUD		-461 Common Stock
Credit Suisse (Hong Kong) Limited	09-Mar-2016	4,057.52 AUD		-1,514 Common Stock
Credit Suisse (Hong Kong) Limited	09-Mar-2016	144,094.84 AUD		-52,842 Common Stock
Credit Suisse (Hong Kong) Limited	10-Mar-2016	50,342.24 AUD		-18,595 Common Stock
Credit Suisse (Hong Kong) Limited	10-Mar-2016	164,479.89 AUD		-60,602 Common Stock
Credit Suisse (Hong Kong) Limited	10-Mar-2016	57,128.60 AUD		21,885 Common Stock
Credit Suisse (Hong Kong) Limited	10-Mar-2016	9,944.38 AUD		3,796 Common Stock
Credit Suisse (Hong Kong) Limited	10-Mar-2016	4,757.49 AUD		1,813 Common Stock
Credit Suisse (Hong Kong) Limited	11-Mar-2016	42,140.69 AUD		-15,986 Common Stock
Credit Suisse (Hong Kong) Limited	11-Mar-2016	93,038.23 AUD		-35,504 Common Stock
Credit Suisse (Hong Kong) Limited	11-Mar-2016	46,135.49 AUD		-17,386 Common Stock
Credit Suisse (Hong Kong) Limited	11-Mar-2016	66,018.34 AUD		-24,751 Common Stock

Credit Suisse (Hong Kong) Limited	11-Mar-2016	58,630.36 AUD		-22,378 Common Stock
Credit Suisse (Hong Kong) Limited	11-Mar-2016	33,196.26 AUD		-12,525 Common Stock
Credit Suisse Equities (Australia) Limited	12-Nov-2015	3,578.86 AUD		1,715 Common Stock
Credit Suisse Equities (Australia) Limited	12-Nov-2015	133,768.75 AUD		63,995 Common Stock
Credit Suisse Equities (Australia) Limited	12-Nov-2015	9,827.70 AUD		4,794 Common Stock
Credit Suisse Equities (Australia) Limited	12-Nov-2015	85,059.49 AUD		41,283 Common Stock
Credit Suisse Equities (Australia) Limited	12-Nov-2015	44,664.86 AUD		-24,121 Common Stock
Credit Suisse Equities (Australia) Limited	12-Nov-2015	96,010.00 AUD		-50,000 Common Stock
Credit Suisse Equities (Australia) Limited	12-Nov-2015	111,950.57 AUD		-60,455 Common Stock
Credit Suisse Equities (Australia) Limited	12-Nov-2015	7,311.20 AUD		-3,952 Common Stock
Credit Suisse Equities (Australia) Limited	12-Nov-2015	12,019.68 AUD		-6,439 Common Stock
Credit Suisse Equities (Australia) Limited	12-Nov-2015	217,505.13 AUD		-117,342 Common Stock
Credit Suisse Equities (Australia) Limited	12-Nov-2015	91,440.00 AUD		-48,000 Common Stock
Credit Suisse Equities (Australia) Limited	13-Nov-2015	14,783.83 AUD		7,379 Common Stock
Credit Suisse Equities (Australia) Limited	13-Nov-2015	107,125.17 AUD		52,297 Common Stock
Credit Suisse Equities (Australia) Limited	13-Nov-2015	128,338.14 AUD		64,137 Common Stock
Credit Suisse Equities (Australia) Limited	13-Nov-2015	84,433.22 AUD		40,987 Common Stock
Credit Suisse Equities (Australia) Limited	13-Nov-2015	5,413.25 AUD		2,713 Common Stock
Credit Suisse Equities (Australia) Limited	13-Nov-2015	18,867.32 AUD		9,376 Common Stock
Credit Suisse Equities (Australia) Limited	13-Nov-2015	88,163.60 AUD		-47,656 Common Stock
Credit Suisse Equities (Australia) Limited	13-Nov-2015	46,454.32 AUD		-23,969 Common Stock
Credit Suisse Equities (Australia) Limited	13-Nov-2015	110,734.15 AUD		-56,685 Common Stock
Credit Suisse Equities (Australia) Limited	13-Nov-2015	16,938.19 AUD		-8,784 Common Stock
Credit Suisse Equities (Australia) Limited	13-Nov-2015	19,990.71 AUD		-10,278 Common Stock
Credit Suisse Equities (Australia) Limited	13-Nov-2015	7,682.75 AUD		-3,950 Common Stock
Credit Suisse Equities (Australia) Limited	13-Nov-2015	7,395.97 AUD		-3,793 Common Stock
Credit Suisse Equities (Australia) Limited	13-Nov-2015	615,893.74 AUD		-319,149 Common Stock
Credit Suisse Equities (Australia) Limited	13-Nov-2015	28,915.82 AUD		-14,853 Common Stock
Credit Suisse Equities (Australia) Limited	16-Nov-2015	37,076.00 AUD		18,538 Common Stock
Credit Suisse Equities (Australia) Limited	16-Nov-2015	3,167.56 AUD		1,530 Common Stock
Credit Suisse Equities (Australia) Limited	16-Nov-2015	50,773.24 AUD		24,495 Common Stock
Credit Suisse Equities (Australia) Limited	16-Nov-2015	24,678.45 AUD		11,907 Common Stock
Credit Suisse Equities (Australia) Limited	16-Nov-2015	75,014.73 AUD		36,239 Common Stock
Credit Suisse Equities (Australia) Limited	16-Nov-2015	95,398.96 AUD		46,082 Common Stock

Credit Suisse Equities (Australia) Limited	16-Nov-2015	9,392.95 AUD		4,567 Common Stock
Credit Suisse Equities (Australia) Limited	16-Nov-2015	11,485.54 AUD		-5,702 Common Stock
Credit Suisse Equities (Australia) Limited	16-Nov-2015	19,421.71 AUD		-9,609 Common Stock
Credit Suisse Equities (Australia) Limited	16-Nov-2015	817,994.72 AUD		-399,470 Common Stock
Credit Suisse Equities (Australia) Limited	16-Nov-2015	71,696.24 AUD		-34,804 Common Stock
Credit Suisse Equities (Australia) Limited	16-Nov-2015	41,088.46 AUD		-20,178 Common Stock
Credit Suisse Equities (Australia) Limited	16-Nov-2015	48,877.22 AUD		-23,895 Common Stock
Credit Suisse Equities (Australia) Limited	17-Nov-2015	1,665.73 AUD		797 Common Stock
Credit Suisse Equities (Australia) Limited	17-Nov-2015	22,929.53 AUD		11,091 Common Stock
Credit Suisse Equities (Australia) Limited	17-Nov-2015	2,424.31 AUD		1,174 Common Stock
Credit Suisse Equities (Australia) Limited	17-Nov-2015	96,804.76 AUD		46,599 Common Stock
Credit Suisse Equities (Australia) Limited	17-Nov-2015	3,410.86 AUD		1,661 Common Stock
Credit Suisse Equities (Australia) Limited	17-Nov-2015	12,994.15 AUD		6,288 Common Stock
Credit Suisse Equities (Australia) Limited	17-Nov-2015	63,392.38 AUD		-30,773 Common Stock
Credit Suisse Equities (Australia) Limited	17-Nov-2015	85,566.32 AUD		-40,982 Common Stock
Credit Suisse Equities (Australia) Limited	17-Nov-2015	72,044.96 AUD		-34,389 Common Stock
Credit Suisse Equities (Australia) Limited	17-Nov-2015	796,616.25 AUD		-383,431 Common Stock
Credit Suisse Equities (Australia) Limited	17-Nov-2015	194,373.01 AUD		-94,567 Common Stock
Credit Suisse Equities (Australia) Limited	17-Nov-2015	27,169.60 AUD		-13,218 Common Stock
Credit Suisse Equities (Australia) Limited	17-Nov-2015	19,158.00 AUD		-9,300 Common Stock
Credit Suisse Equities (Australia) Limited	17-Nov-2015	1,597.77 AUD		-774 Common Stock
Credit Suisse Equities (Australia) Limited	17-Nov-2015	31,222.50 AUD		-15,000 Common Stock
Credit Suisse Equities (Australia) Limited	17-Nov-2015	19,719.33 AUD		-9,512 Common Stock
Credit Suisse Equities (Australia) Limited	17-Nov-2015	129,534.21 AUD		-62,339 Common Stock
Credit Suisse Equities (Australia) Limited	18-Nov-2015	7,003.54 AUD		3,496 Common Stock
Credit Suisse Equities (Australia) Limited	18-Nov-2015	181,938.40 AUD		91,385 Common Stock
Credit Suisse Equities (Australia) Limited	18-Nov-2015	16,132.03 AUD		8,002 Common Stock
Credit Suisse Equities (Australia) Limited	18-Nov-2015	96,905.79 AUD		48,419 Common Stock
Credit Suisse Equities (Australia) Limited	18-Nov-2015	380.95 AUD		190 Common Stock
Credit Suisse Equities (Australia) Limited	18-Nov-2015	22,009.39 AUD		-11,050 Common Stock
Credit Suisse Equities (Australia) Limited	18-Nov-2015	130,223.09 AUD		-65,066 Common Stock
Credit Suisse Equities (Australia) Limited	18-Nov-2015	561,312.38 AUD		-280,096 Common Stock
Credit Suisse Equities (Australia) Limited	18-Nov-2015	690.00 AUD		-345 Common Stock
Credit Suisse Equities (Australia) Limited	18-Nov-2015	27,552.39 AUD		-13,770 Common Stock

Credit Suisse Equities (Australia) Limited	18-Nov-2015	24,777.40 AUD		-12,372 Common Stock
Credit Suisse Equities (Australia) Limited	18-Nov-2015	6,808.60 AUD		-3,419 Common Stock
Credit Suisse Equities (Australia) Limited	18-Nov-2015	13,986.61 AUD		-6,979 Common Stock
Credit Suisse Equities (Australia) Limited	18-Nov-2015	85,474.18 AUD		-42,688 Common Stock
Credit Suisse Equities (Australia) Limited	18-Nov-2015	168,866.44 AUD		-81,974 Common Stock
Credit Suisse Equities (Australia) Limited	19-Nov-2015	9,809.52 AUD		4,787 Common Stock
Credit Suisse Equities (Australia) Limited	19-Nov-2015	7,592.00 AUD		3,650 Common Stock
Credit Suisse Equities (Australia) Limited	19-Nov-2015	47,458.00 AUD		23,729 Common Stock
Credit Suisse Equities (Australia) Limited	19-Nov-2015	3,999.90 AUD		1,934 Common Stock
Credit Suisse Equities (Australia) Limited	19-Nov-2015	61,878.70 AUD		30,028 Common Stock
Credit Suisse Equities (Australia) Limited	19-Nov-2015	3,183.35 AUD		1,568 Common Stock
Credit Suisse Equities (Australia) Limited	19-Nov-2015	10,311.00 AUD		5,000 Common Stock
Credit Suisse Equities (Australia) Limited	19-Nov-2015	48,910.21 AUD		23,729 Common Stock
Credit Suisse Equities (Australia) Limited	19-Nov-2015	179.22 AUD		-87 Common Stock
Credit Suisse Equities (Australia) Limited	19-Nov-2015	4,269.86 AUD		-2,054 Common Stock
Credit Suisse Equities (Australia) Limited	19-Nov-2015	38,395.91 AUD		-18,538 Common Stock
Credit Suisse Equities (Australia) Limited	19-Nov-2015	37,076.00 AUD		-18,538 Common Stock
Credit Suisse Equities (Australia) Limited	19-Nov-2015	145,922.58 AUD		-70,651 Common Stock
Credit Suisse Equities (Australia) Limited	20-Nov-2015	67,769.20 AUD		32,144 Common Stock
Credit Suisse Equities (Australia) Limited	20-Nov-2015	126,762.00 AUD		60,000 Common Stock
Credit Suisse Equities (Australia) Limited	20-Nov-2015	42,464.23 AUD		20,053 Common Stock
Credit Suisse Equities (Australia) Limited	20-Nov-2015	3,239.72 AUD		1,532 Common Stock
Credit Suisse Equities (Australia) Limited	20-Nov-2015	600.60 AUD		286 Common Stock
Credit Suisse Equities (Australia) Limited	20-Nov-2015	11,770.50 AUD		5,605 Common Stock
Credit Suisse Equities (Australia) Limited	20-Nov-2015	6,283.88 AUD		2,978 Common Stock
Credit Suisse Equities (Australia) Limited	20-Nov-2015	9,254.70 AUD		4,407 Common Stock
Credit Suisse Equities (Australia) Limited	20-Nov-2015	6,303.30 AUD		2,980 Common Stock
Credit Suisse Equities (Australia) Limited	20-Nov-2015	31,224.96 AUD		15,012 Common Stock
Credit Suisse Equities (Australia) Limited	20-Nov-2015	31,224.96 AUD		15,012 Common Stock
Credit Suisse Equities (Australia) Limited	20-Nov-2015	3,157.52 AUD		-1,533 Common Stock
Credit Suisse Equities (Australia) Limited	20-Nov-2015	75,571.92 AUD		-36,705 Common Stock
Credit Suisse Equities (Australia) Limited	20-Nov-2015	132,670.63 AUD		-63,497 Common Stock
Credit Suisse Equities (Australia) Limited	20-Nov-2015	21,320.70 AUD		-10,371 Common Stock
Credit Suisse Equities (Australia) Limited	20-Nov-2015	3,157.67 AUD		-1,533 Common Stock

Credit Suisse Equities (Australia) Limited	20-Nov-2015	134.01 AUD		-65 Common Stock
Credit Suisse Equities (Australia) Limited	20-Nov-2015	28,681.07 AUD		-13,785 Common Stock
Credit Suisse Equities (Australia) Limited	23-Nov-2015	169,104.95 AUD		81,638 Common Stock
Credit Suisse Equities (Australia) Limited	23-Nov-2015	1,095.92 AUD		532 Common Stock
Credit Suisse Equities (Australia) Limited	23-Nov-2015	62,202.00 AUD		30,000 Common Stock
Credit Suisse Equities (Australia) Limited	23-Nov-2015	8,120.52 AUD		3,942 Common Stock
Credit Suisse Equities (Australia) Limited	23-Nov-2015	57,915.89 AUD		27,918 Common Stock
Credit Suisse Equities (Australia) Limited	23-Nov-2015	104,567.12 AUD		50,496 Common Stock
Credit Suisse Equities (Australia) Limited	23-Nov-2015	49,937.31 AUD		24,043 Common Stock
Credit Suisse Equities (Australia) Limited	23-Nov-2015	93.16 AUD		45 Common Stock
Credit Suisse Equities (Australia) Limited	23-Nov-2015	60,287.88 AUD		29,205 Common Stock
Credit Suisse Equities (Australia) Limited	23-Nov-2015	18,617.62 AUD		8,965 Common Stock
Credit Suisse Equities (Australia) Limited	23-Nov-2015	79,369.93 AUD		38,330 Common Stock
Credit Suisse Equities (Australia) Limited	23-Nov-2015	347,594.91 AUD		-173,867 Common Stock
Credit Suisse Equities (Australia) Limited	23-Nov-2015	18,878.26 AUD		-9,417 Common Stock
Credit Suisse Equities (Australia) Limited	23-Nov-2015	22,027.06 AUD		-10,991 Common Stock
Credit Suisse Equities (Australia) Limited	23-Nov-2015	55,072.61 AUD		-27,658 Common Stock
Credit Suisse Equities (Australia) Limited	23-Nov-2015	2,234.00 AUD		-1,117 Common Stock
Credit Suisse Equities (Australia) Limited	23-Nov-2015	1,202.00 AUD		-601 Common Stock
Credit Suisse Equities (Australia) Limited	23-Nov-2015	67,624.00 AUD		-33,812 Common Stock
Credit Suisse Equities (Australia) Limited	23-Nov-2015	102,586.41 AUD		-51,324 Common Stock
Credit Suisse Equities (Australia) Limited	23-Nov-2015	101,793.71 AUD		-51,091 Common Stock
Credit Suisse Equities (Australia) Limited	23-Nov-2015	3,287.16 AUD		-1,656 Common Stock
Credit Suisse Equities (Australia) Limited	24-Nov-2015	44,852.38 AUD		21,773 Common Stock
Credit Suisse Equities (Australia) Limited	24-Nov-2015	51,945.09 AUD		24,677 Common Stock
Credit Suisse Equities (Australia) Limited	24-Nov-2015	87,376.29 AUD		41,721 Common Stock
Credit Suisse Equities (Australia) Limited	24-Nov-2015	54,862.29 AUD		26,186 Common Stock
Credit Suisse Equities (Australia) Limited	24-Nov-2015	51,918.87 AUD		24,774 Common Stock
Credit Suisse Equities (Australia) Limited	24-Nov-2015	466,893.63 AUD		222,978 Common Stock
Credit Suisse Equities (Australia) Limited	24-Nov-2015	22,510.47 AUD		10,730 Common Stock
Credit Suisse Equities (Australia) Limited	24-Nov-2015	1,089.92 AUD		-524 Common Stock
Credit Suisse Equities (Australia) Limited	24-Nov-2015	44,852.38 AUD		-21,773 Common Stock
Credit Suisse Equities (Australia) Limited	24-Nov-2015	3,120.89 AUD		-1,530 Common Stock
Credit Suisse Equities (Australia) Limited	24-Nov-2015	340.67 AUD		-166 Common Stock

Credit Suisse Equities (Australia) Limited	24-Nov-2015	1,044.42 AUD		-507 Common Stock
Credit Suisse Equities (Australia) Limited	24-Nov-2015	132,698.78 AUD		-64,395 Common Stock
Credit Suisse Equities (Australia) Limited	24-Nov-2015	47,458.00 AUD		-23,729 Common Stock
Credit Suisse Equities (Australia) Limited	24-Nov-2015	3,120.74 AUD		-1,530 Common Stock
Credit Suisse Equities (Australia) Limited	25-Nov-2015	58,975.39 AUD		27,858 Common Stock
Credit Suisse Equities (Australia) Limited	25-Nov-2015	155,046.84 AUD		74,100 Common Stock
Credit Suisse Equities (Australia) Limited	25-Nov-2015	47,844.82 AUD		22,415 Common Stock
Credit Suisse Equities (Australia) Limited	25-Nov-2015	5,790.40 AUD		2,747 Common Stock
Credit Suisse Equities (Australia) Limited	25-Nov-2015	479,556.64 AUD		228,578 Common Stock
Credit Suisse Equities (Australia) Limited	25-Nov-2015	233,492.16 AUD		110,555 Common Stock
Credit Suisse Equities (Australia) Limited	25-Nov-2015	4,721.47 AUD		2,248 Common Stock
Credit Suisse Equities (Australia) Limited	25-Nov-2015	313,657.07 AUD		-149,261 Common Stock
Credit Suisse Equities (Australia) Limited	25-Nov-2015	13,745.02 AUD		-6,564 Common Stock
Credit Suisse Equities (Australia) Limited	26-Nov-2015	89,733.60 AUD		41,961 Common Stock
Credit Suisse Equities (Australia) Limited	26-Nov-2015	17,429.97 AUD		8,138 Common Stock
Credit Suisse Equities (Australia) Limited	26-Nov-2015	454,934.67 AUD		213,765 Common Stock
Credit Suisse Equities (Australia) Limited	26-Nov-2015	2,505.94 AUD		1,171 Common Stock
Credit Suisse Equities (Australia) Limited	26-Nov-2015	17,234.50 AUD		8,086 Common Stock
Credit Suisse Equities (Australia) Limited	26-Nov-2015	16,484.99 AUD		-7,877 Common Stock
Credit Suisse Equities (Australia) Limited	26-Nov-2015	145,900.60 AUD		-70,678 Common Stock
Credit Suisse Equities (Australia) Limited	26-Nov-2015	54,459.94 AUD		-26,442 Common Stock
Credit Suisse Equities (Australia) Limited	26-Nov-2015	1,061.81 AUD		-513 Common Stock
Credit Suisse Equities (Australia) Limited	27-Nov-2015	344,747.15 AUD		162,448 Common Stock
Credit Suisse Equities (Australia) Limited	27-Nov-2015	22,517.43 AUD		10,581 Common Stock
Credit Suisse Equities (Australia) Limited	27-Nov-2015	3,633.76 AUD		-1,747 Common Stock
Credit Suisse Equities (Australia) Limited	27-Nov-2015	1,894.60 AUD		-898 Common Stock
Credit Suisse Equities (Australia) Limited	27-Nov-2015	115,898.84 AUD		-55,555 Common Stock
Credit Suisse Equities (Australia) Limited	27-Nov-2015	38,350.30 AUD		-18,310 Common Stock
Credit Suisse Equities (Australia) Limited	27-Nov-2015	519.11 AUD		-248 Common Stock
Credit Suisse Equities (Australia) Limited	27-Nov-2015	8,016.32 AUD		-3,854 Common Stock
Credit Suisse Equities (Australia) Limited	27-Nov-2015	51,797.52 AUD		-24,689 Common Stock
Credit Suisse Equities (Australia) Limited	27-Nov-2015	549.74 AUD		-266 Common Stock
Credit Suisse Equities (Australia) Limited	30-Nov-2015	21,685.01 AUD		11,255 Common Stock
Credit Suisse Equities (Australia) Limited	30-Nov-2015	183,317.18 AUD		94,547 Common Stock

Credit Suisse Equities (Australia) Limited	30-Nov-2015	1,826.36 AUD		939 Common Stock
Credit Suisse Equities (Australia) Limited	30-Nov-2015	9,851.20 AUD		4,905 Common Stock
Credit Suisse Equities (Australia) Limited	30-Nov-2015	451,907.44 AUD		232,379 Common Stock
Credit Suisse Equities (Australia) Limited	30-Nov-2015	7,901.01 AUD		4,083 Common Stock
Credit Suisse Equities (Australia) Limited	30-Nov-2015	28,039.49 AUD		14,276 Common Stock
Credit Suisse Equities (Australia) Limited	30-Nov-2015	15,760.46 AUD		7,870 Common Stock
Credit Suisse Equities (Australia) Limited	30-Nov-2015	71,934.58 AUD		-34,110 Common Stock
Credit Suisse Equities (Australia) Limited	30-Nov-2015	11,327.80 AUD		-5,420 Common Stock
Credit Suisse Equities (Australia) Limited	30-Nov-2015	14,843.18 AUD		-7,102 Common Stock
Credit Suisse Equities (Australia) Limited	01-Dec-2015	15,496.02 AUD		7,866 Common Stock
Credit Suisse Equities (Australia) Limited	01-Dec-2015	45,771.55 AUD		23,145 Common Stock
Credit Suisse Equities (Australia) Limited	01-Dec-2015	23,125.53 AUD		11,639 Common Stock
Credit Suisse Equities (Australia) Limited	01-Dec-2015	91,736.22 AUD		46,252 Common Stock
Credit Suisse Equities (Australia) Limited	01-Dec-2015	55,496.36 AUD		28,098 Common Stock
Credit Suisse Equities (Australia) Limited	01-Dec-2015	71,282.46 AUD		36,034 Common Stock
Credit Suisse Equities (Australia) Limited	01-Dec-2015	3,999.10 AUD		2,030 Common Stock
Credit Suisse Equities (Australia) Limited	01-Dec-2015	42,996.59 AUD		21,744 Common Stock
Credit Suisse Equities (Australia) Limited	01-Dec-2015	68,566.08 AUD		34,563 Common Stock
Credit Suisse Equities (Australia) Limited	01-Dec-2015	68,579.94 AUD		-31,972 Common Stock
Credit Suisse Equities (Australia) Limited	01-Dec-2015	47,870.25 AUD		-22,449 Common Stock
Credit Suisse Equities (Australia) Limited	01-Dec-2015	20,837.04 AUD		-9,693 Common Stock
Credit Suisse Equities (Australia) Limited	02-Dec-2015	1,085.03 AUD		555 Common Stock
Credit Suisse Equities (Australia) Limited	02-Dec-2015	8,121.39 AUD		4,092 Common Stock
Credit Suisse Equities (Australia) Limited	02-Dec-2015	7,689.02 AUD		3,933 Common Stock
Credit Suisse Equities (Australia) Limited	02-Dec-2015	271,155.89 AUD		138,232 Common Stock
Credit Suisse Equities (Australia) Limited	02-Dec-2015	52,555.22 AUD		26,762 Common Stock
Credit Suisse Equities (Australia) Limited	02-Dec-2015	73,995.32 AUD		37,720 Common Stock
Credit Suisse Equities (Australia) Limited	02-Dec-2015	16,796.22 AUD		8,526 Common Stock
Credit Suisse Equities (Australia) Limited	02-Dec-2015	22,611.08 AUD		11,551 Common Stock
Credit Suisse Equities (Australia) Limited	02-Dec-2015	51,630.33 AUD		26,283 Common Stock
Credit Suisse Equities (Australia) Limited	02-Dec-2015	2,106.57 AUD		-989 Common Stock
Credit Suisse Equities (Australia) Limited	02-Dec-2015	27,654.08 AUD		-13,037 Common Stock
Credit Suisse Equities (Australia) Limited	02-Dec-2015	123,834.84 AUD		-58,163 Common Stock
Credit Suisse Equities (Australia) Limited	02-Dec-2015	33,156.06 AUD		-15,575 Common Stock

Credit Suisse Equities (Australia) Limited	02-Dec-2015	13,385.68 AUD		-6,314 Common Stock
Credit Suisse Equities (Australia) Limited	03-Dec-2015	130,364.36 AUD		69,863 Common Stock
Credit Suisse Equities (Australia) Limited	03-Dec-2015	131.00 AUD		71 Common Stock
Credit Suisse Equities (Australia) Limited	03-Dec-2015	58,419.31 AUD		29,882 Common Stock
Credit Suisse Equities (Australia) Limited	03-Dec-2015	58,419.31 AUD		29,882 Common Stock
Credit Suisse Equities (Australia) Limited	03-Dec-2015	116,838.62 AUD		59,764 Common Stock
Credit Suisse Equities (Australia) Limited	03-Dec-2015	81,567.50 AUD		43,654 Common Stock
Credit Suisse Equities (Australia) Limited	03-Dec-2015	139,420.83 AUD		71,315 Common Stock
Credit Suisse Equities (Australia) Limited	03-Dec-2015	12,751.10 AUD		6,762 Common Stock
Credit Suisse Equities (Australia) Limited	03-Dec-2015	13,859.85 AUD		7,577 Common Stock
Credit Suisse Equities (Australia) Limited	03-Dec-2015	11,477.17 AUD		6,242 Common Stock
Credit Suisse Equities (Australia) Limited	03-Dec-2015	691,236.28 AUD		371,313 Common Stock
Credit Suisse Equities (Australia) Limited	03-Dec-2015	269,506.19 AUD		-137,996 Common Stock
Credit Suisse Equities (Australia) Limited	03-Dec-2015	19,162.67 AUD		-9,629 Common Stock
Credit Suisse Equities (Australia) Limited	03-Dec-2015	3,510.87 AUD		-1,816 Common Stock
Credit Suisse Equities (Australia) Limited	03-Dec-2015	16,789.89 AUD		-8,551 Common Stock
Credit Suisse Equities (Australia) Limited	03-Dec-2015	3,464.64 AUD		-1,800 Common Stock
Credit Suisse Equities (Australia) Limited	03-Dec-2015	3,134.36 AUD		-1,637 Common Stock
Credit Suisse Equities (Australia) Limited	03-Dec-2015	7,330.71 AUD		-3,769 Common Stock
Credit Suisse Equities (Australia) Limited	03-Dec-2015	90,133.26 AUD		-46,163 Common Stock
Credit Suisse Equities (Australia) Limited	03-Dec-2015	68,181.28 AUD		-35,174 Common Stock
Credit Suisse Equities (Australia) Limited	03-Dec-2015	136,451.91 AUD		-70,485 Common Stock
Credit Suisse Equities (Australia) Limited	04-Dec-2015	234,643.68 AUD		117,728 Common Stock
Credit Suisse Equities (Australia) Limited	04-Dec-2015	4,184.60 AUD		2,135 Common Stock
Credit Suisse Equities (Australia) Limited	04-Dec-2015	403,029.08 AUD		202,629 Common Stock
Credit Suisse Equities (Australia) Limited	04-Dec-2015	51,300.80 AUD		26,214 Common Stock
Credit Suisse Equities (Australia) Limited	04-Dec-2015	79,503.92 AUD		40,247 Common Stock
Credit Suisse Equities (Australia) Limited	04-Dec-2015	54,918.79 AUD		27,166 Common Stock
Credit Suisse Equities (Australia) Limited	04-Dec-2015	13,853.70 AUD		-7,000 Common Stock
Credit Suisse Equities (Australia) Limited	04-Dec-2015	194,245.92 AUD		-98,104 Common Stock
Credit Suisse Equities (Australia) Limited	04-Dec-2015	18,648.09 AUD		-9,413 Common Stock
Credit Suisse Equities (Australia) Limited	04-Dec-2015	3,183.38 AUD		-1,598 Common Stock
Credit Suisse Equities (Australia) Limited	04-Dec-2015	6,307.59 AUD		-3,190 Common Stock
Credit Suisse Equities (Australia) Limited	04-Dec-2015	2,761.55 AUD		-1,385 Common Stock



Credit Suisse Equities (Australia) Limited	04-Dec-2015	12,139.77 AUD		-6,178 Common Stock
Credit Suisse Equities (Australia) Limited	07-Dec-2015	19,048.83 AUD		9,205 Common Stock
Credit Suisse Equities (Australia) Limited	07-Dec-2015	15,014.58 AUD		7,350 Common Stock
Credit Suisse Equities (Australia) Limited	07-Dec-2015	10,870.16 AUD		5,264 Common Stock
Credit Suisse Equities (Australia) Limited	07-Dec-2015	165,270.93 AUD		80,679 Common Stock
Credit Suisse Equities (Australia) Limited	07-Dec-2015	160,391.92 AUD		78,042 Common Stock
Credit Suisse Equities (Australia) Limited	07-Dec-2015	20,503.82 AUD		9,948 Common Stock
Credit Suisse Equities (Australia) Limited	07-Dec-2015	49,988.43 AUD		-25,503 Common Stock
Credit Suisse Equities (Australia) Limited	07-Dec-2015	2,949.03 AUD		-1,502 Common Stock
Credit Suisse Equities (Australia) Limited	07-Dec-2015	62.40 AUD		-32 Common Stock
Credit Suisse Equities (Australia) Limited	07-Dec-2015	8,899.98 AUD		-4,548 Common Stock
Credit Suisse Equities (Australia) Limited	07-Dec-2015	16,796.22 AUD		-8,526 Common Stock
Credit Suisse Equities (Australia) Limited	07-Dec-2015	43,107.81 AUD		-22,014 Common Stock
Credit Suisse Equities (Australia) Limited	08-Dec-2015	411,185.64 AUD		200,256 Common Stock
Credit Suisse Equities (Australia) Limited	08-Dec-2015	14,955.60 AUD		7,260 Common Stock
Credit Suisse Equities (Australia) Limited	08-Dec-2015	10,615.18 AUD		5,153 Common Stock
Credit Suisse Equities (Australia) Limited	08-Dec-2015	39,187.89 AUD		19,103 Common Stock
Credit Suisse Equities (Australia) Limited	08-Dec-2015	25,239.95 AUD		12,326 Common Stock
Credit Suisse Equities (Australia) Limited	08-Dec-2015	974.38 AUD		473 Common Stock
Credit Suisse Equities (Australia) Limited	08-Dec-2015	139,420.83 AUD		-71,315 Common Stock
Credit Suisse Equities (Australia) Limited	08-Dec-2015	22,306.98 AUD		-11,993 Common Stock
Credit Suisse Equities (Australia) Limited	08-Dec-2015	33,221.66 AUD		-17,705 Common Stock
Credit Suisse Equities (Australia) Limited	08-Dec-2015	6,487.02 AUD		-3,516 Common Stock
Credit Suisse Equities (Australia) Limited	08-Dec-2015	18,579.15 AUD		-10,070 Common Stock
Credit Suisse Equities (Australia) Limited	09-Dec-2015	18,462.24 AUD		8,779 Common Stock
Credit Suisse Equities (Australia) Limited	09-Dec-2015	253,447.98 AUD		123,033 Common Stock
Credit Suisse Equities (Australia) Limited	09-Dec-2015	21,079.47 AUD		10,014 Common Stock
Credit Suisse Equities (Australia) Limited	09-Dec-2015	55,827.12 AUD		26,341 Common Stock
Credit Suisse Equities (Australia) Limited	09-Dec-2015	12,545.14 AUD		5,945 Common Stock
Credit Suisse Equities (Australia) Limited	09-Dec-2015	556,190.88 AUD		262,478 Common Stock
Credit Suisse Equities (Australia) Limited	09-Dec-2015	253,363.52 AUD		122,992 Common Stock
Credit Suisse Equities (Australia) Limited	09-Dec-2015	101,411.33 AUD		-51,022 Common Stock
Credit Suisse Equities (Australia) Limited	09-Dec-2015	179,071.56 AUD		-90,582 Common Stock
Credit Suisse Equities (Australia) Limited	09-Dec-2015	65,144.55 AUD		-33,112 Common Stock

Credit Suisse Equities (Australia) Limited	09-Dec-2015	35,205.22 AUD		-17,811 Common Stock
Credit Suisse Equities (Australia) Limited	09-Dec-2015	5,815.82 AUD		-2,919 Common Stock
Credit Suisse Equities (Australia) Limited	10-Dec-2015	32,791.47 AUD		15,826 Common Stock
Credit Suisse Equities (Australia) Limited	10-Dec-2015	89,715.56 AUD		43,226 Common Stock
Credit Suisse Equities (Australia) Limited	10-Dec-2015	578,518.51 AUD		277,680 Common Stock
Credit Suisse Equities (Australia) Limited	10-Dec-2015	63,231.63 AUD		30,224 Common Stock
Credit Suisse Equities (Australia) Limited	10-Dec-2015	2,593.69 AUD		1,241 Common Stock
Credit Suisse Equities (Australia) Limited	10-Dec-2015	108,704.67 AUD		52,287 Common Stock
Credit Suisse Equities (Australia) Limited	10-Dec-2015	14,280.87 AUD		-6,969 Common Stock
Credit Suisse Equities (Australia) Limited	10-Dec-2015	174,949.05 AUD		-85,341 Common Stock
Credit Suisse Equities (Australia) Limited	10-Dec-2015	749,726.72 AUD		-366,507 Common Stock
Credit Suisse Equities (Australia) Limited	10-Dec-2015	2,906.90 AUD		-1,418 Common Stock
Credit Suisse Equities (Australia) Limited	10-Dec-2015	1,112.12 AUD		-543 Common Stock
Credit Suisse Equities (Australia) Limited	10-Dec-2015	21,933.97 AUD		-10,753 Common Stock
Credit Suisse Equities (Australia) Limited	10-Dec-2015	3,355.88 AUD		-1,632 Common Stock
Credit Suisse Equities (Australia) Limited	11-Dec-2015	15,068.89 AUD		7,161 Common Stock
Credit Suisse Equities (Australia) Limited	11-Dec-2015	41,683.18 AUD		19,869 Common Stock
Credit Suisse Equities (Australia) Limited	11-Dec-2015	22,198.27 AUD		10,523 Common Stock
Credit Suisse Equities (Australia) Limited	11-Dec-2015	77,777.70 AUD		37,037 Common Stock
Credit Suisse Equities (Australia) Limited	11-Dec-2015	102,940.82 AUD		48,903 Common Stock
Credit Suisse Equities (Australia) Limited	11-Dec-2015	13,425.75 AUD		6,375 Common Stock
Credit Suisse Equities (Australia) Limited	11-Dec-2015	9,386.14 AUD		4,463 Common Stock
Credit Suisse Equities (Australia) Limited	11-Dec-2015	42,102.28 AUD		-20,438 Common Stock
Credit Suisse Equities (Australia) Limited	11-Dec-2015	223,162.72 AUD		-108,632 Common Stock
Credit Suisse Equities (Australia) Limited	11-Dec-2015	39,153.51 AUD		-19,103 Common Stock
Credit Suisse Equities (Australia) Limited	11-Dec-2015	32,707.20 AUD		-16,000 Common Stock
Credit Suisse Equities (Australia) Limited	11-Dec-2015	11,980.20 AUD		-5,844 Common Stock
Credit Suisse Equities (Australia) Limited	11-Dec-2015	2,304.51 AUD		-1,120 Common Stock
Credit Suisse Equities (Australia) Limited	11-Dec-2015	2,380.66 AUD		-1,163 Common Stock
Credit Suisse Equities (Australia) Limited	11-Dec-2015	8,916.44 AUD		-4,348 Common Stock
Credit Suisse Equities (Australia) Limited	14-Dec-2015	47,467.09 AUD		20,979 Common Stock
Credit Suisse Equities (Australia) Limited	14-Dec-2015	30,992.04 AUD		13,593 Common Stock
Credit Suisse Equities (Australia) Limited	14-Dec-2015	76,970.13 AUD		33,247 Common Stock
Credit Suisse Equities (Australia) Limited	14-Dec-2015	253.08 AUD		111 Common Stock

Credit Suisse Equities (Australia) Limited	14-Dec-2015	221,721.95 AUD		96,573 Common Stock
Credit Suisse Equities (Australia) Limited	14-Dec-2015	12,715.89 AUD		5,504 Common Stock
Credit Suisse Equities (Australia) Limited	14-Dec-2015	2,102.40 AUD		-1,000 Common Stock
Credit Suisse Equities (Australia) Limited	14-Dec-2015	463.84 AUD		-223 Common Stock
Credit Suisse Equities (Australia) Limited	14-Dec-2015	90,054.98 AUD		-42,547 Common Stock
Credit Suisse Equities (Australia) Limited	14-Dec-2015	53,636.89 AUD		-25,304 Common Stock
Credit Suisse Equities (Australia) Limited	14-Dec-2015	824.14 AUD		-392 Common Stock
Credit Suisse Equities (Australia) Limited	14-Dec-2015	14,442.50 AUD		-6,880 Common Stock
Credit Suisse Equities (Australia) Limited	14-Dec-2015	115,080.66 AUD		-54,639 Common Stock
Credit Suisse Equities (Australia) Limited	14-Dec-2015	168,925.21 AUD		-80,029 Common Stock
Credit Suisse Equities (Australia) Limited	14-Dec-2015	7,169.87 AUD		-3,479 Common Stock
Credit Suisse Equities (Australia) Limited	14-Dec-2015	253,363.52 AUD		-122,992 Common Stock
Credit Suisse Equities (Australia) Limited	14-Dec-2015	1,204.16 AUD		-568 Common Stock
Credit Suisse Equities (Australia) Limited	15-Dec-2015	29,552.11 AUD		13,086 Common Stock
Credit Suisse Equities (Australia) Limited	15-Dec-2015	92,789.16 AUD		40,697 Common Stock
Credit Suisse Equities (Australia) Limited	15-Dec-2015	74,608.44 AUD		32,723 Common Stock
Credit Suisse Equities (Australia) Limited	15-Dec-2015	15,295.31 AUD		6,752 Common Stock
Credit Suisse Equities (Australia) Limited	15-Dec-2015	9,010.86 AUD		3,994 Common Stock
Credit Suisse Equities (Australia) Limited	15-Dec-2015	1,364,516.19 AUD		602,808 Common Stock
Credit Suisse Equities (Australia) Limited	15-Dec-2015	74,608.44 AUD		-32,723 Common Stock
Credit Suisse Equities (Australia) Limited	15-Dec-2015	6,191.27 AUD		-2,933 Common Stock
Credit Suisse Equities (Australia) Limited	15-Dec-2015	184,977.05 AUD		-88,510 Common Stock
Credit Suisse Equities (Australia) Limited	15-Dec-2015	15,675.00 AUD		-7,500 Common Stock
Credit Suisse Equities (Australia) Limited	15-Dec-2015	1,471.14 AUD		-694 Common Stock
Credit Suisse Equities (Australia) Limited	15-Dec-2015	1,471.97 AUD		-705 Common Stock
Credit Suisse Equities (Australia) Limited	15-Dec-2015	41,296.13 AUD		-19,775 Common Stock
Credit Suisse Equities (Australia) Limited	15-Dec-2015	16,272.17 AUD		-7,769 Common Stock
Credit Suisse Equities (Australia) Limited	16-Dec-2015	60,303.80 AUD		26,689 Common Stock
Credit Suisse Equities (Australia) Limited	16-Dec-2015	12,661.16 AUD		5,584 Common Stock
Credit Suisse Equities (Australia) Limited	16-Dec-2015	177,561.42 AUD		78,567 Common Stock
Credit Suisse Equities (Australia) Limited	16-Dec-2015	131,646.28 AUD		-62,638 Common Stock
Credit Suisse Equities (Australia) Limited	16-Dec-2015	829.50 AUD		-395 Common Stock
Credit Suisse Equities (Australia) Limited	16-Dec-2015	24,218.85 AUD		-11,642 Common Stock
Credit Suisse Equities (Australia) Limited	16-Dec-2015	19,187.64 AUD		-9,101 Common Stock

Credit Suisse Equities (Australia) Limited	16-Dec-2015	166.16 AUD		-79 Common Stock
Credit Suisse Equities (Australia) Limited	16-Dec-2015	177,561.42 AUD		-78,567 Common Stock
Credit Suisse Equities (Australia) Limited	17-Dec-2015	25,643.33 AUD		11,001 Common Stock
Credit Suisse Equities (Australia) Limited	17-Dec-2015	201,367.98 AUD		85,809 Common Stock
Credit Suisse Equities (Australia) Limited	17-Dec-2015	9,485.18 AUD		4,080 Common Stock
Credit Suisse Equities (Australia) Limited	17-Dec-2015	14,588.65 AUD		6,258 Common Stock
Credit Suisse Equities (Australia) Limited	17-Dec-2015	20,493.19 AUD		8,663 Common Stock
Credit Suisse Equities (Australia) Limited	17-Dec-2015	3,756.08 AUD		1,619 Common Stock
Credit Suisse Equities (Australia) Limited	17-Dec-2015	22.52 AUD		-10 Common Stock
Credit Suisse Equities (Australia) Limited	17-Dec-2015	12,655.78 AUD		-5,676 Common Stock
Credit Suisse Equities (Australia) Limited	17-Dec-2015	39,215.25 AUD		-17,628 Common Stock
Credit Suisse Equities (Australia) Limited	17-Dec-2015	5,242.03 AUD		-2,360 Common Stock
Credit Suisse Equities (Australia) Limited	17-Dec-2015	50,726.00 AUD		-23,481 Common Stock
Credit Suisse Equities (Australia) Limited	17-Dec-2015	151,678.16 AUD		-68,552 Common Stock
Credit Suisse Equities (Australia) Limited	17-Dec-2015	90,898.91 AUD		-41,049 Common Stock
Credit Suisse Equities (Australia) Limited	17-Dec-2015	54,028.04 AUD		-23,592 Common Stock
Credit Suisse Equities (Australia) Limited	18-Dec-2015	1,456.92 AUD		639 Common Stock
Credit Suisse Equities (Australia) Limited	18-Dec-2015	319.20 AUD		140 Common Stock
Credit Suisse Equities (Australia) Limited	18-Dec-2015	122,615.20 AUD		53,814 Common Stock
Credit Suisse Equities (Australia) Limited	18-Dec-2015	41,121.93 AUD		-18,227 Common Stock
Credit Suisse Equities (Australia) Limited	18-Dec-2015	22,416.00 AUD		-9,898 Common Stock
Credit Suisse Equities (Australia) Limited	18-Dec-2015	4,033.53 AUD		-1,779 Common Stock
Credit Suisse Equities (Australia) Limited	18-Dec-2015	470,000.00 AUD		-200,000 Common Stock
Credit Suisse Equities (Australia) Limited	18-Dec-2015	21,620.03 AUD		-9,563 Common Stock
Credit Suisse Equities (Australia) Limited	21-Dec-2015	471.88 AUD		207 Common Stock
Credit Suisse Equities (Australia) Limited	21-Dec-2015	45,658.78 AUD		20,203 Common Stock
Credit Suisse Equities (Australia) Limited	21-Dec-2015	38,769.13 AUD		16,695 Common Stock
Credit Suisse Equities (Australia) Limited	21-Dec-2015	17,936.68 AUD		7,868 Common Stock
Credit Suisse Equities (Australia) Limited	21-Dec-2015	459,900.00 AUD		200,000 Common Stock
Credit Suisse Equities (Australia) Limited	21-Dec-2015	33,233.70 AUD		14,142 Common Stock
Credit Suisse Equities (Australia) Limited	21-Dec-2015	107,442.00 AUD		45,000 Common Stock
Credit Suisse Equities (Australia) Limited	21-Dec-2015	12,549.12 AUD		5,504 Common Stock
Credit Suisse Equities (Australia) Limited	21-Dec-2015	7,794.07 AUD		3,418 Common Stock
Credit Suisse Equities (Australia) Limited	21-Dec-2015	62,607.10 AUD		-27,776 Common Stock

Credit Suisse Equities (Australia) Limited	21-Dec-2015	206,258.33 AUD		-91,650 Common Stock
Credit Suisse Equities (Australia) Limited	21-Dec-2015	33,233.70 AUD		-14,142 Common Stock
Credit Suisse Equities (Australia) Limited	21-Dec-2015	38,018.92 AUD		-16,827 Common Stock
Credit Suisse Equities (Australia) Limited	21-Dec-2015	177,561.42 AUD		-78,567 Common Stock
Credit Suisse Equities (Australia) Limited	21-Dec-2015	15,788.39 AUD		-7,018 Common Stock
Credit Suisse Equities (Australia) Limited	21-Dec-2015	3,785.50 AUD		-1,675 Common Stock
Credit Suisse Equities (Australia) Limited	21-Dec-2015	3,205.15 AUD		-1,431 Common Stock
Credit Suisse Equities (Australia) Limited	21-Dec-2015	51,036.54 AUD		-22,489 Common Stock
Credit Suisse Equities (Australia) Limited	21-Dec-2015	3,322.20 AUD		-1,470 Common Stock
Credit Suisse Equities (Australia) Limited	21-Dec-2015	17,761.34 AUD		-7,859 Common Stock
Credit Suisse Equities (Australia) Limited	22-Dec-2015	50,804.03 AUD		21,675 Common Stock
Credit Suisse Equities (Australia) Limited	22-Dec-2015	58,353.83 AUD		25,007 Common Stock
Credit Suisse Equities (Australia) Limited	22-Dec-2015	189,833.23 AUD		81,561 Common Stock
Credit Suisse Equities (Australia) Limited	22-Dec-2015	195,727.56 AUD		83,942 Common Stock
Credit Suisse Equities (Australia) Limited	22-Dec-2015	49,645.91 AUD		21,354 Common Stock
Credit Suisse Equities (Australia) Limited	22-Dec-2015	3,547.53 AUD		1,511 Common Stock
Credit Suisse Equities (Australia) Limited	22-Dec-2015	251,677.28 AUD		-108,016 Common Stock
Credit Suisse Equities (Australia) Limited	22-Dec-2015	1,777.79 AUD		-763 Common Stock
Credit Suisse Equities (Australia) Limited	22-Dec-2015	31,305.05 AUD		-13,427 Common Stock
Credit Suisse Equities (Australia) Limited	22-Dec-2015	7,408.62 AUD		-3,126 Common Stock
Credit Suisse Equities (Australia) Limited	22-Dec-2015	120,015.70 AUD		-51,414 Common Stock
Credit Suisse Equities (Australia) Limited	23-Dec-2015	2,940.46 AUD		1,262 Common Stock
Credit Suisse Equities (Australia) Limited	23-Dec-2015	12,536.37 AUD		5,427 Common Stock
Credit Suisse Equities (Australia) Limited	23-Dec-2015	9,426.33 AUD		4,092 Common Stock
Credit Suisse Equities (Australia) Limited	23-Dec-2015	102,903.86 AUD		44,336 Common Stock
Credit Suisse Equities (Australia) Limited	23-Dec-2015	23,453.25 AUD		10,138 Common Stock
Credit Suisse Equities (Australia) Limited	23-Dec-2015	6,068.90 AUD		2,627 Common Stock
Credit Suisse Equities (Australia) Limited	23-Dec-2015	68,435.55 AUD		29,535 Common Stock
Credit Suisse Equities (Australia) Limited	23-Dec-2015	25,178.60 AUD		-11,051 Common Stock
Credit Suisse Equities (Australia) Limited	23-Dec-2015	79,998.70 AUD		-34,042 Common Stock
Credit Suisse Equities (Australia) Limited	23-Dec-2015	22,950.21 AUD		-10,065 Common Stock
Credit Suisse Equities (Australia) Limited	23-Dec-2015	202,631.22 AUD		-89,100 Common Stock
Credit Suisse Equities (Australia) Limited	23-Dec-2015	105,750.00 AUD		-45,000 Common Stock
Credit Suisse Equities (Australia) Limited	23-Dec-2015	355,738.91 AUD		-156,108 Common Stock

Credit Suisse Equities (Australia) Limited	23-Dec-2015	146,671.48 AUD		-64,355 Common Stock
Credit Suisse Equities (Australia) Limited	24-Dec-2015	5,470.00 AUD		2,324 Common Stock
Credit Suisse Equities (Australia) Limited	24-Dec-2015	25,430.09 AUD		10,693 Common Stock
Credit Suisse Equities (Australia) Limited	24-Dec-2015	1,869.12 AUD		792 Common Stock
Credit Suisse Equities (Australia) Limited	24-Dec-2015	25,408.91 AUD		10,741 Common Stock
Credit Suisse Equities (Australia) Limited	24-Dec-2015	525,911.33 AUD		-228,518 Common Stock
Credit Suisse Equities (Australia) Limited	24-Dec-2015	8,883.25 AUD		-3,740 Common Stock
Credit Suisse Equities (Australia) Limited	24-Dec-2015	261,131.70 AUD		-114,126 Common Stock
Credit Suisse Equities (Australia) Limited	24-Dec-2015	37,553.84 AUD		-16,545 Common Stock
Credit Suisse Equities (Australia) Limited	24-Dec-2015	46,696.49 AUD		-20,498 Common Stock
Credit Suisse Equities (Australia) Limited	24-Dec-2015	890,539.73 AUD		-390,639 Common Stock
Credit Suisse Equities (Australia) Limited	24-Dec-2015	13,541.50 AUD		-5,951 Common Stock
Credit Suisse Equities (Australia) Limited	29-Dec-2015	14,384.19 AUD		6,042 Common Stock
Credit Suisse Equities (Australia) Limited	29-Dec-2015	8,668.26 AUD		3,638 Common Stock
Credit Suisse Equities (Australia) Limited	29-Dec-2015	108,571.80 AUD		45,363 Common Stock
Credit Suisse Equities (Australia) Limited	29-Dec-2015	4,452.98 AUD		1,871 Common Stock
Credit Suisse Equities (Australia) Limited	29-Dec-2015	499.51 AUD		209 Common Stock
Credit Suisse Equities (Australia) Limited	29-Dec-2015	76,784.91 AUD		32,172 Common Stock
Credit Suisse Equities (Australia) Limited	29-Dec-2015	18,442.11 AUD		-7,928 Common Stock
Credit Suisse Equities (Australia) Limited	29-Dec-2015	6,852.53 AUD		-2,941 Common Stock
Credit Suisse Equities (Australia) Limited	29-Dec-2015	9,258.68 AUD		-3,925 Common Stock
Credit Suisse Equities (Australia) Limited	29-Dec-2015	12,945.48 AUD		-5,556 Common Stock
Credit Suisse Equities (Australia) Limited	29-Dec-2015	4,462.65 AUD		-1,899 Common Stock
Credit Suisse Equities (Australia) Limited	29-Dec-2015	30,625.52 AUD		-13,144 Common Stock
Credit Suisse Equities (Australia) Limited	30-Dec-2015	18,230.56 AUD		7,858 Common Stock
Credit Suisse Equities (Australia) Limited	30-Dec-2015	779.43 AUD		347 Common Stock
Credit Suisse Equities (Australia) Limited	30-Dec-2015	255.20 AUD		110 Common Stock
Credit Suisse Equities (Australia) Limited	30-Dec-2015	151,084.44 AUD		66,757 Common Stock
Credit Suisse Equities (Australia) Limited	30-Dec-2015	181,656.81 AUD		79,709 Common Stock
Credit Suisse Equities (Australia) Limited	30-Dec-2015	67,392.02 AUD		29,532 Common Stock
Credit Suisse Equities (Australia) Limited	30-Dec-2015	15,616.03 AUD		6,922 Common Stock
Credit Suisse Equities (Australia) Limited	30-Dec-2015	246.98 AUD		-106 Common Stock
Credit Suisse Equities (Australia) Limited	30-Dec-2015	26,997.71 AUD		-11,587 Common Stock
Credit Suisse Equities (Australia) Limited	31-Dec-2015	9,787.72 AUD		4,202 Common Stock

Credit Suisse Equities (Australia) Limited	31-Dec-2015	17,918.72 AUD		7,703 Common Stock
Credit Suisse Equities (Australia) Limited	31-Dec-2015	339,201.56 AUD		145,287 Common Stock
Credit Suisse Equities (Australia) Limited	31-Dec-2015	53,940.09 AUD		23,074 Common Stock
Credit Suisse Equities (Australia) Limited	31-Dec-2015	16,520.40 AUD		7,060 Common Stock
Credit Suisse Equities (Australia) Limited	31-Dec-2015	121,466.11 AUD		51,953 Common Stock
Credit Suisse Equities (Australia) Limited	31-Dec-2015	92,260.71 AUD		39,568 Common Stock
Credit Suisse Equities (Australia) Limited	31-Dec-2015	6,288.60 AUD		-2,665 Common Stock
Credit Suisse Equities (Australia) Limited	31-Dec-2015	28,375.77 AUD		-12,042 Common Stock
Credit Suisse Equities (Australia) Limited	31-Dec-2015	3,084.48 AUD		-1,296 Common Stock
Credit Suisse Equities (Australia) Limited	04-Jan-2016	11,373.32 AUD		4,828 Common Stock
Credit Suisse Equities (Australia) Limited	04-Jan-2016	22,257.13 AUD		9,447 Common Stock
Credit Suisse Equities (Australia) Limited	04-Jan-2016	56,944.95 AUD		24,201 Common Stock
Credit Suisse Equities (Australia) Limited	04-Jan-2016	280,317.61 AUD		119,208 Common Stock
Credit Suisse Equities (Australia) Limited	04-Jan-2016	35,935.72 AUD		15,227 Common Stock
Credit Suisse Equities (Australia) Limited	04-Jan-2016	76,161.58 AUD		32,383 Common Stock
Credit Suisse Equities (Australia) Limited	04-Jan-2016	51,577.52 AUD		21,975 Common Stock
Credit Suisse Equities (Australia) Limited	04-Jan-2016	82,921.44 AUD		35,742 Common Stock
Credit Suisse Equities (Australia) Limited	04-Jan-2016	119,838.20 AUD		50,850 Common Stock
Credit Suisse Equities (Australia) Limited	04-Jan-2016	511.12 AUD		-214 Common Stock
Credit Suisse Equities (Australia) Limited	04-Jan-2016	10,026.39 AUD		-4,202 Common Stock
Credit Suisse Equities (Australia) Limited	04-Jan-2016	44,072.58 AUD		-18,514 Common Stock
Credit Suisse Equities (Australia) Limited	04-Jan-2016	82,921.44 AUD		-35,742 Common Stock
Credit Suisse Equities (Australia) Limited	04-Jan-2016	369,297.03 AUD		-154,861 Common Stock
Credit Suisse Equities (Australia) Limited	05-Jan-2016	2,025.72 AUD		851 Common Stock
Credit Suisse Equities (Australia) Limited	05-Jan-2016	12,736.80 AUD		5,307 Common Stock
Credit Suisse Equities (Australia) Limited	05-Jan-2016	306,756.49 AUD		129,899 Common Stock
Credit Suisse Equities (Australia) Limited	05-Jan-2016	83,026.12 AUD		35,078 Common Stock
Credit Suisse Equities (Australia) Limited	05-Jan-2016	80,595.79 AUD		34,216 Common Stock
Credit Suisse Equities (Australia) Limited	05-Jan-2016	47,001.25 AUD		19,790 Common Stock
Credit Suisse Equities (Australia) Limited	05-Jan-2016	12,063.72 AUD		-5,219 Common Stock
Credit Suisse Equities (Australia) Limited	05-Jan-2016	47,242.98 AUD		-20,395 Common Stock
Credit Suisse Equities (Australia) Limited	05-Jan-2016	9,201.47 AUD		-3,973 Common Stock
Credit Suisse Equities (Australia) Limited	06-Jan-2016	103,547.60 AUD		44,964 Common Stock
Credit Suisse Equities (Australia) Limited	06-Jan-2016	46,194.68 AUD		20,103 Common Stock

Credit Suisse Equities (Australia) Limited	06-Jan-2016	674.77 AUD		291 Common Stock
Credit Suisse Equities (Australia) Limited	06-Jan-2016	68,037.76 AUD		29,338 Common Stock
Credit Suisse Equities (Australia) Limited	06-Jan-2016	583,766.77 AUD		253,349 Common Stock
Credit Suisse Equities (Australia) Limited	06-Jan-2016	3,038.29 AUD		1,342 Common Stock
Credit Suisse Equities (Australia) Limited	06-Jan-2016	72,300.69 AUD		-31,037 Common Stock
Credit Suisse Equities (Australia) Limited	07-Jan-2016	165.24 AUD		68 Common Stock
Credit Suisse Equities (Australia) Limited	07-Jan-2016	9,593.99 AUD		4,002 Common Stock
Credit Suisse Equities (Australia) Limited	07-Jan-2016	910.56 AUD		378 Common Stock
Credit Suisse Equities (Australia) Limited	07-Jan-2016	128,154.17 AUD		53,022 Common Stock
Credit Suisse Equities (Australia) Limited	07-Jan-2016	1,871.25 AUD		770 Common Stock
Credit Suisse Equities (Australia) Limited	07-Jan-2016	29,980.94 AUD		12,503 Common Stock
Credit Suisse Equities (Australia) Limited	07-Jan-2016	27,991.85 AUD		11,673 Common Stock
Credit Suisse Equities (Australia) Limited	07-Jan-2016	158,065.10 AUD		65,729 Common Stock
Credit Suisse Equities (Australia) Limited	07-Jan-2016	112.32 AUD		-48 Common Stock
Credit Suisse Equities (Australia) Limited	07-Jan-2016	33,491.12 AUD		-14,257 Common Stock
Credit Suisse Equities (Australia) Limited	07-Jan-2016	34,403.91 AUD		-14,630 Common Stock
Credit Suisse Equities (Australia) Limited	07-Jan-2016	2,836.72 AUD		-1,202 Common Stock
Credit Suisse Equities (Australia) Limited	08-Jan-2016	17,261.49 AUD		7,409 Common Stock
Credit Suisse Equities (Australia) Limited	08-Jan-2016	30,381.05 AUD		12,612 Common Stock
Credit Suisse Equities (Australia) Limited	08-Jan-2016	273,000.79 AUD		115,551 Common Stock
Credit Suisse Equities (Australia) Limited	08-Jan-2016	8,822.16 AUD		3,716 Common Stock
Credit Suisse Equities (Australia) Limited	08-Jan-2016	47,511.36 AUD		-20,304 Common Stock
Credit Suisse Equities (Australia) Limited	08-Jan-2016	447,209.64 AUD		-189,906 Common Stock
Credit Suisse Equities (Australia) Limited	08-Jan-2016	16,782.48 AUD		-7,143 Common Stock
Credit Suisse Equities (Australia) Limited	11-Jan-2016	1,571.19 AUD		659 Common Stock
Credit Suisse Equities (Australia) Limited	11-Jan-2016	31,399.46 AUD		13,145 Common Stock
Credit Suisse Equities (Australia) Limited	11-Jan-2016	441,242.63 AUD		184,258 Common Stock
Credit Suisse Equities (Australia) Limited	11-Jan-2016	36,266.21 AUD		15,121 Common Stock
Credit Suisse Equities (Australia) Limited	11-Jan-2016	78,839.28 AUD		33,692 Common Stock
Credit Suisse Equities (Australia) Limited	11-Jan-2016	20,967.58 AUD		8,710 Common Stock
Credit Suisse Equities (Australia) Limited	11-Jan-2016	59,127.76 AUD		24,653 Common Stock
Credit Suisse Equities (Australia) Limited	11-Jan-2016	4,825.21 AUD		2,019 Common Stock
Credit Suisse Equities (Australia) Limited	11-Jan-2016	1,016.26 AUD		427 Common Stock
Credit Suisse Equities (Australia) Limited	11-Jan-2016	21,989.33 AUD		-9,658 Common Stock



Credit Suisse Equities (Australia) Limited	11-Jan-2016	78,839.28 AUD		-33,692 Common Stock
Credit Suisse Equities (Australia) Limited	11-Jan-2016	51,110.45 AUD		-22,409 Common Stock
Credit Suisse Equities (Australia) Limited	11-Jan-2016	30,570.64 AUD		-13,177 Common Stock
Credit Suisse Equities (Australia) Limited	11-Jan-2016	9,496.59 AUD		-4,007 Common Stock
Credit Suisse Equities (Australia) Limited	12-Jan-2016	2,209.15 AUD		944 Common Stock
Credit Suisse Equities (Australia) Limited	12-Jan-2016	6,514.68 AUD		2,796 Common Stock
Credit Suisse Equities (Australia) Limited	12-Jan-2016	224,727.78 AUD		96,132 Common Stock
Credit Suisse Equities (Australia) Limited	12-Jan-2016	21,502.93 AUD		9,194 Common Stock
Credit Suisse Equities (Australia) Limited	12-Jan-2016	10,274.93 AUD		4,394 Common Stock
Credit Suisse Equities (Australia) Limited	12-Jan-2016	32,459.23 AUD		13,931 Common Stock
Credit Suisse Equities (Australia) Limited	12-Jan-2016	1,423.94 AUD		612 Common Stock
Credit Suisse Equities (Australia) Limited	12-Jan-2016	26,359.29 AUD		11,313 Common Stock
Credit Suisse Equities (Australia) Limited	12-Jan-2016	151,748.24 AUD		65,128 Common Stock
Credit Suisse Equities (Australia) Limited	12-Jan-2016	52,426.64 AUD		22,028 Common Stock
Credit Suisse Equities (Australia) Limited	12-Jan-2016	62,403.23 AUD		26,716 Common Stock
Credit Suisse Equities (Australia) Limited	12-Jan-2016	194,461.92 AUD		-80,616 Common Stock
Credit Suisse Equities (Australia) Limited	12-Jan-2016	18,859.20 AUD		-7,858 Common Stock
Credit Suisse Equities (Australia) Limited	12-Jan-2016	40,779.61 AUD		-16,921 Common Stock
Credit Suisse Equities (Australia) Limited	12-Jan-2016	273,115.20 AUD		-113,798 Common Stock
Credit Suisse Equities (Australia) Limited	12-Jan-2016	3,152.02 AUD		-1,308 Common Stock
Credit Suisse Equities (Australia) Limited	12-Jan-2016	52,426.64 AUD		-22,028 Common Stock
Credit Suisse Equities (Australia) Limited	12-Jan-2016	11,046.79 AUD		-4,568 Common Stock
Credit Suisse Equities (Australia) Limited	12-Jan-2016	15,043.71 AUD		-6,257 Common Stock
Credit Suisse Equities (Australia) Limited	12-Jan-2016	35,462.40 AUD		-14,776 Common Stock
Credit Suisse Equities (Australia) Limited	13-Jan-2016	6,912.56 AUD		3,089 Common Stock
Credit Suisse Equities (Australia) Limited	13-Jan-2016	65,776.23 AUD		29,763 Common Stock
Credit Suisse Equities (Australia) Limited	13-Jan-2016	205,693.01 AUD		92,914 Common Stock
Credit Suisse Equities (Australia) Limited	13-Jan-2016	47,966.00 AUD		21,521 Common Stock
Credit Suisse Equities (Australia) Limited	13-Jan-2016	7,862.80 AUD		3,574 Common Stock
Credit Suisse Equities (Australia) Limited	13-Jan-2016	98,290.08 AUD		44,576 Common Stock
Credit Suisse Equities (Australia) Limited	13-Jan-2016	5,849.80 AUD		2,659 Common Stock
Credit Suisse Equities (Australia) Limited	13-Jan-2016	10,785.29 AUD		4,814 Common Stock
Credit Suisse Equities (Australia) Limited	13-Jan-2016	16,320.50 AUD		7,437 Common Stock
Credit Suisse Equities (Australia) Limited	13-Jan-2016	3,400.45 AUD		-1,447 Common Stock

Credit Suisse Equities (Australia) Limited	13-Jan-2016	147,525.57 AUD		-62,171 Common Stock
Credit Suisse Equities (Australia) Limited	13-Jan-2016	183,543.91 AUD		-78,277 Common Stock
Credit Suisse Equities (Australia) Limited	13-Jan-2016	7,541.82 AUD		-3,223 Common Stock
Credit Suisse Equities (Australia) Limited	13-Jan-2016	35,227.18 AUD		-14,830 Common Stock
Credit Suisse Equities (Australia) Limited	13-Jan-2016	407,792.59 AUD		-172,399 Common Stock
Credit Suisse Equities (Australia) Limited	13-Jan-2016	338,402.83 AUD		-143,604 Common Stock
Credit Suisse Equities (Australia) Limited	13-Jan-2016	9,683.24 AUD		-4,002 Common Stock
Credit Suisse Equities (Australia) Limited	14-Jan-2016	19,364.01 AUD		8,477 Common Stock
Credit Suisse Equities (Australia) Limited	14-Jan-2016	378,136.92 AUD		163,802 Common Stock
Credit Suisse Equities (Australia) Limited	14-Jan-2016	297,953.71 AUD		130,054 Common Stock
Credit Suisse Equities (Australia) Limited	14-Jan-2016	13,606.43 AUD		5,877 Common Stock
Credit Suisse Equities (Australia) Limited	14-Jan-2016	116,145.80 AUD		50,783 Common Stock
Credit Suisse Equities (Australia) Limited	14-Jan-2016	44,018.83 AUD		18,972 Common Stock
Credit Suisse Equities (Australia) Limited	14-Jan-2016	160,538.00 AUD		70,000 Common Stock
Credit Suisse Equities (Australia) Limited	14-Jan-2016	48,066.90 AUD		21,000 Common Stock
Credit Suisse Equities (Australia) Limited	14-Jan-2016	7,702.39 AUD		3,322 Common Stock
Credit Suisse Equities (Australia) Limited	14-Jan-2016	1,157.41 AUD		501 Common Stock
Credit Suisse Equities (Australia) Limited	14-Jan-2016	69,729.96 AUD		-28,942 Common Stock
Credit Suisse Equities (Australia) Limited	14-Jan-2016	21,092.12 AUD		-8,827 Common Stock
Credit Suisse Equities (Australia) Limited	14-Jan-2016	36,560.54 AUD		-15,266 Common Stock
Credit Suisse Equities (Australia) Limited	15-Jan-2016	7,815.62 AUD		3,372 Common Stock
Credit Suisse Equities (Australia) Limited	15-Jan-2016	123,050.21 AUD		53,204 Common Stock
Credit Suisse Equities (Australia) Limited	15-Jan-2016	545,439.66 AUD		235,296 Common Stock
Credit Suisse Equities (Australia) Limited	15-Jan-2016	219,634.80 AUD		95,080 Common Stock
Credit Suisse Equities (Australia) Limited	15-Jan-2016	21,647.61 AUD		9,310 Common Stock
Credit Suisse Equities (Australia) Limited	15-Jan-2016	20.79 AUD		9 Common Stock
Credit Suisse Equities (Australia) Limited	15-Jan-2016	383.07 AUD		168 Common Stock
Credit Suisse Equities (Australia) Limited	15-Jan-2016	30,667.11 AUD		13,222 Common Stock
Credit Suisse Equities (Australia) Limited	15-Jan-2016	178,647.42 AUD		76,917 Common Stock
Credit Suisse Equities (Australia) Limited	15-Jan-2016	16,311.50 AUD		-7,029 Common Stock
Credit Suisse Equities (Australia) Limited	15-Jan-2016	50,106.05 AUD		-21,444 Common Stock
Credit Suisse Equities (Australia) Limited	15-Jan-2016	349,800.00 AUD		-150,000 Common Stock
Credit Suisse Equities (Australia) Limited	15-Jan-2016	79,255.75 AUD		-33,992 Common Stock
Credit Suisse Equities (Australia) Limited	15-Jan-2016	4,545.45 AUD		-1,943 Common Stock

Credit Suisse Equities (Australia) Limited	15-Jan-2016	355,558.22 AUD		-152,430 Common Stock
Credit Suisse Equities (Australia) Limited	18-Jan-2016	8,309.75 AUD		3,489 Common Stock
Credit Suisse Equities (Australia) Limited	18-Jan-2016	263,912.00 AUD		110,000 Common Stock
Credit Suisse Equities (Australia) Limited	18-Jan-2016	140,045.25 AUD		58,766 Common Stock
Credit Suisse Equities (Australia) Limited	18-Jan-2016	15,797.03 AUD		6,631 Common Stock
Credit Suisse Equities (Australia) Limited	18-Jan-2016	282,338.34 AUD		117,744 Common Stock
Credit Suisse Equities (Australia) Limited	18-Jan-2016	6,013.24 AUD		2,516 Common Stock
Credit Suisse Equities (Australia) Limited	18-Jan-2016	8,514.32 AUD		3,568 Common Stock
Credit Suisse Equities (Australia) Limited	18-Jan-2016	26,058.17 AUD		10,903 Common Stock
Credit Suisse Equities (Australia) Limited	18-Jan-2016	19,795.17 AUD		8,259 Common Stock
Credit Suisse Equities (Australia) Limited	18-Jan-2016	2,101.24 AUD		886 Common Stock
Credit Suisse Equities (Australia) Limited	18-Jan-2016	137,912.44 AUD		-62,551 Common Stock
Credit Suisse Equities (Australia) Limited	18-Jan-2016	117,183.00 AUD		-53,000 Common Stock
Credit Suisse Equities (Australia) Limited	18-Jan-2016	287.30 AUD		-130 Common Stock
Credit Suisse Equities (Australia) Limited	18-Jan-2016	157,080.86 AUD		-70,997 Common Stock
Credit Suisse Equities (Australia) Limited	18-Jan-2016	26,850.46 AUD		-11,896 Common Stock
Credit Suisse Equities (Australia) Limited	19-Jan-2016	3,402.16 AUD		1,374 Common Stock
Credit Suisse Equities (Australia) Limited	19-Jan-2016	99,807.59 AUD		39,231 Common Stock
Credit Suisse Equities (Australia) Limited	19-Jan-2016	5,550.08 AUD		2,168 Common Stock
Credit Suisse Equities (Australia) Limited	19-Jan-2016	21,462.17 AUD		8,461 Common Stock
Credit Suisse Equities (Australia) Limited	19-Jan-2016	255,815.93 AUD		99,932 Common Stock
Credit Suisse Equities (Australia) Limited	19-Jan-2016	10,320.31 AUD		4,032 Common Stock
Credit Suisse Equities (Australia) Limited	19-Jan-2016	50,887.60 AUD		19,864 Common Stock
Credit Suisse Equities (Australia) Limited	19-Jan-2016	6,378.25 AUD		2,472 Common Stock
Credit Suisse Equities (Australia) Limited	19-Jan-2016	17,197.56 AUD		6,722 Common Stock
Credit Suisse Equities (Australia) Limited	19-Jan-2016	412,490.61 AUD		-180,308 Common Stock
Credit Suisse Equities (Australia) Limited	19-Jan-2016	58,224.36 AUD		-25,537 Common Stock
Credit Suisse Equities (Australia) Limited	19-Jan-2016	34,739.56 AUD		-15,093 Common Stock
Credit Suisse Equities (Australia) Limited	19-Jan-2016	21,316.83 AUD		-9,290 Common Stock
Credit Suisse Equities (Australia) Limited	20-Jan-2016	306,712.50 AUD		125,000 Common Stock
Credit Suisse Equities (Australia) Limited	20-Jan-2016	7,475.81 AUD		3,047 Common Stock
Credit Suisse Equities (Australia) Limited	20-Jan-2016	2,891.40 AUD		1,185 Common Stock
Credit Suisse Equities (Australia) Limited	20-Jan-2016	6,292.37 AUD		2,568 Common Stock
Credit Suisse Equities (Australia) Limited	20-Jan-2016	5,325.54 AUD		2,201 Common Stock

Credit Suisse Equities (Australia) Limited	20-Jan-2016	34,179.07 AUD		13,788 Common Stock
Credit Suisse Equities (Australia) Limited	20-Jan-2016	61,429.44 AUD		25,176 Common Stock
Credit Suisse Equities (Australia) Limited	20-Jan-2016	657,449.10 AUD		268,500 Common Stock
Credit Suisse Equities (Australia) Limited	20-Jan-2016	58,074.31 AUD		-25,160 Common Stock
Credit Suisse Equities (Australia) Limited	20-Jan-2016	68,298.00 AUD		-30,000 Common Stock
Credit Suisse Equities (Australia) Limited	20-Jan-2016	41,358.24 AUD		-17,904 Common Stock
Credit Suisse Equities (Australia) Limited	20-Jan-2016	1,244.30 AUD		-541 Common Stock
Credit Suisse Equities (Australia) Limited	20-Jan-2016	178,370.09 AUD		-76,603 Common Stock
Credit Suisse Equities (Australia) Limited	20-Jan-2016	18,138.12 AUD		-7,852 Common Stock
Credit Suisse Equities (Australia) Limited	21-Jan-2016	22,148.26 AUD		8,984 Common Stock
Credit Suisse Equities (Australia) Limited	21-Jan-2016	677,875.40 AUD		274,588 Common Stock
Credit Suisse Equities (Australia) Limited	21-Jan-2016	136,384.30 AUD		55,633 Common Stock
Credit Suisse Equities (Australia) Limited	21-Jan-2016	6,226.17 AUD		2,562 Common Stock
Credit Suisse Equities (Australia) Limited	21-Jan-2016	962.32 AUD		388 Common Stock
Credit Suisse Equities (Australia) Limited	21-Jan-2016	2,173.29 AUD		877 Common Stock
Credit Suisse Equities (Australia) Limited	21-Jan-2016	10,136.08 AUD		4,108 Common Stock
Credit Suisse Equities (Australia) Limited	21-Jan-2016	55,910.16 AUD		22,914 Common Stock
Credit Suisse Equities (Australia) Limited	21-Jan-2016	81,417.60 AUD		33,000 Common Stock
Credit Suisse Equities (Australia) Limited	21-Jan-2016	94,827.70 AUD		38,398 Common Stock
Credit Suisse Equities (Australia) Limited	21-Jan-2016	1,110,792.07 AUD		451,303 Common Stock
Credit Suisse Equities (Australia) Limited	21-Jan-2016	23,731.44 AUD		9,726 Common Stock
Credit Suisse Equities (Australia) Limited	21-Jan-2016	16,778.27 AUD		-7,042 Common Stock
Credit Suisse Equities (Australia) Limited	21-Jan-2016	498,508.17 AUD		-208,773 Common Stock
Credit Suisse Equities (Australia) Limited	21-Jan-2016	55,910.16 AUD		-22,914 Common Stock
Credit Suisse Equities (Australia) Limited	21-Jan-2016	88,970.40 AUD		-37,071 Common Stock
Credit Suisse Equities (Australia) Limited	22-Jan-2016	144,871.77 AUD		60,318 Common Stock
Credit Suisse Equities (Australia) Limited	22-Jan-2016	454,780.41 AUD		189,729 Common Stock
Credit Suisse Equities (Australia) Limited	22-Jan-2016	17,484.05 AUD		7,212 Common Stock
Credit Suisse Equities (Australia) Limited	22-Jan-2016	52,975.72 AUD		22,053 Common Stock
Credit Suisse Equities (Australia) Limited	22-Jan-2016	44,426.40 AUD		18,511 Common Stock
Credit Suisse Equities (Australia) Limited	22-Jan-2016	21,781.95 AUD		9,094 Common Stock
Credit Suisse Equities (Australia) Limited	22-Jan-2016	53,809.32 AUD		22,053 Common Stock
Credit Suisse Equities (Australia) Limited	22-Jan-2016	8,477.69 AUD		3,543 Common Stock
Credit Suisse Equities (Australia) Limited	22-Jan-2016	53,809.32 AUD		22,053 Common Stock

Credit Suisse Equities (Australia) Limited	22-Jan-2016	53,809.32 AUD		22,053 Common Stock
Credit Suisse Equities (Australia) Limited	22-Jan-2016	53,809.32 AUD		-22,053 Common Stock
Credit Suisse Equities (Australia) Limited	22-Jan-2016	586,050.65 AUD		-228,667 Common Stock
Credit Suisse Equities (Australia) Limited	22-Jan-2016	315,512.50 AUD		-125,000 Common Stock
Credit Suisse Equities (Australia) Limited	22-Jan-2016	53,809.32 AUD		-22,053 Common Stock
Credit Suisse Equities (Australia) Limited	22-Jan-2016	6,351.20 AUD		-2,582 Common Stock
Credit Suisse Equities (Australia) Limited	22-Jan-2016	53,809.32 AUD		-22,053 Common Stock
Credit Suisse Equities (Australia) Limited	22-Jan-2016	42,775.15 AUD		-16,696 Common Stock
Credit Suisse Equities (Australia) Limited	25-Jan-2016	1,224,257.63 AUD		506,897 Common Stock
Credit Suisse Equities (Australia) Limited	25-Jan-2016	205,249.63 AUD		84,524 Common Stock
Credit Suisse Equities (Australia) Limited	25-Jan-2016	9,940.08 AUD		4,117 Common Stock
Credit Suisse Equities (Australia) Limited	25-Jan-2016	66,160.80 AUD		27,567 Common Stock
Credit Suisse Equities (Australia) Limited	25-Jan-2016	11,950.00 AUD		5,000 Common Stock
Credit Suisse Equities (Australia) Limited	25-Jan-2016	66,899.60 AUD		27,567 Common Stock
Credit Suisse Equities (Australia) Limited	25-Jan-2016	19,906.08 AUD		8,242 Common Stock
Credit Suisse Equities (Australia) Limited	25-Jan-2016	527,639.97 AUD		218,729 Common Stock
Credit Suisse Equities (Australia) Limited	25-Jan-2016	4,266.09 AUD		1,738 Common Stock
Credit Suisse Equities (Australia) Limited	25-Jan-2016	55,617.02 AUD		23,167 Common Stock
Credit Suisse Equities (Australia) Limited	25-Jan-2016	71,842.70 AUD		29,788 Common Stock
Credit Suisse Equities (Australia) Limited	25-Jan-2016	18,986.28 AUD		-7,718 Common Stock
Credit Suisse Equities (Australia) Limited	25-Jan-2016	66,160.80 AUD		-27,567 Common Stock
Credit Suisse Equities (Australia) Limited	25-Jan-2016	51,383.71 AUD		-20,949 Common Stock
Credit Suisse Equities (Australia) Limited	25-Jan-2016	21,857.44 AUD		-9,032 Common Stock
Credit Suisse Equities (Australia) Limited	25-Jan-2016	318,581.31 AUD		-130,931 Common Stock
Credit Suisse Equities (Australia) Limited	25-Jan-2016	17,106.78 AUD		-7,059 Common Stock
Credit Suisse Equities (Australia) Limited	25-Jan-2016	430,145.45 AUD		-175,943 Common Stock
Credit Suisse Equities (Australia) Limited	25-Jan-2016	23,925.15 AUD		-9,732 Common Stock
Credit Suisse Equities (Australia) Limited	27-Jan-2016	613,761.33 AUD		246,540 Common Stock
Credit Suisse Equities (Australia) Limited	27-Jan-2016	81,564.82 AUD		32,897 Common Stock
Credit Suisse Equities (Australia) Limited	27-Jan-2016	567,607.50 AUD		225,000 Common Stock
Credit Suisse Equities (Australia) Limited	27-Jan-2016	7,009.35 AUD		2,815 Common Stock
Credit Suisse Equities (Australia) Limited	27-Jan-2016	657,194.03 AUD		261,601 Common Stock
Credit Suisse Equities (Australia) Limited	27-Jan-2016	3,436.02 AUD		1,387 Common Stock
Credit Suisse Equities (Australia) Limited	27-Jan-2016	211,487.41 AUD		84,962 Common Stock

Credit Suisse Equities (Australia) Limited	27-Jan-2016	741,609.27 AUD		296,300 Common Stock
Credit Suisse Equities (Australia) Limited	27-Jan-2016	230,185.80 AUD		-93,170 Common Stock
Credit Suisse Equities (Australia) Limited	27-Jan-2016	369,300.00 AUD		-150,000 Common Stock
Credit Suisse Equities (Australia) Limited	27-Jan-2016	466.24 AUD		-188 Common Stock
Credit Suisse Equities (Australia) Limited	27-Jan-2016	5,853.56 AUD		-2,399 Common Stock
Credit Suisse Equities (Australia) Limited	27-Jan-2016	18,834.19 AUD		-7,636 Common Stock
Credit Suisse Equities (Australia) Limited	28-Jan-2016	4,391.73 AUD		1,807 Common Stock
Credit Suisse Equities (Australia) Limited	28-Jan-2016	2,127.74 AUD		875 Common Stock
Credit Suisse Equities (Australia) Limited	28-Jan-2016	19,066.24 AUD		7,688 Common Stock
Credit Suisse Equities (Australia) Limited	28-Jan-2016	59,023.80 AUD		24,390 Common Stock
Credit Suisse Equities (Australia) Limited	28-Jan-2016	1,073,398.81 AUD		441,837 Common Stock
Credit Suisse Equities (Australia) Limited	28-Jan-2016	18,885.06 AUD		7,742 Common Stock
Credit Suisse Equities (Australia) Limited	28-Jan-2016	72,461.34 AUD		29,622 Common Stock
Credit Suisse Equities (Australia) Limited	28-Jan-2016	391,105.30 AUD		160,605 Common Stock
Credit Suisse Equities (Australia) Limited	28-Jan-2016	7,218.30 AUD		-3,000 Common Stock
Credit Suisse Equities (Australia) Limited	28-Jan-2016	70,920.19 AUD		-29,592 Common Stock
Credit Suisse Equities (Australia) Limited	28-Jan-2016	10,006.14 AUD		-4,149 Common Stock
Credit Suisse Equities (Australia) Limited	28-Jan-2016	71,724.00 AUD		-30,000 Common Stock
Credit Suisse Equities (Australia) Limited	28-Jan-2016	35.93 AUD		-15 Common Stock
Credit Suisse Equities (Australia) Limited	29-Jan-2016	277,364.90 AUD		118,796 Common Stock
Credit Suisse Equities (Australia) Limited	29-Jan-2016	9,449.64 AUD		4,074 Common Stock
Credit Suisse Equities (Australia) Limited	29-Jan-2016	421,441.75 AUD		180,011 Common Stock
Credit Suisse Equities (Australia) Limited	29-Jan-2016	129,047.47 AUD		55,132 Common Stock
Credit Suisse Equities (Australia) Limited	29-Jan-2016	870.08 AUD		375 Common Stock
Credit Suisse Equities (Australia) Limited	29-Jan-2016	15,526.32 AUD		6,680 Common Stock
Credit Suisse Equities (Australia) Limited	29-Jan-2016	4,241.75 AUD		1,805 Common Stock
Credit Suisse Equities (Australia) Limited	29-Jan-2016	3,086.34 AUD		1,322 Common Stock
Credit Suisse Equities (Australia) Limited	29-Jan-2016	1,068,375.00 AUD		456,551 Common Stock
Credit Suisse Equities (Australia) Limited	29-Jan-2016	5,826.24 AUD		-2,448 Common Stock
Credit Suisse Equities (Australia) Limited	29-Jan-2016	11,900.00 AUD		-5,000 Common Stock
Credit Suisse Equities (Australia) Limited	29-Jan-2016	409,530.00 AUD		-170,000 Common Stock
Credit Suisse Equities (Australia) Limited	29-Jan-2016	48,276.00 AUD		-20,000 Common Stock
Credit Suisse Equities (Australia) Limited	29-Jan-2016	58,199.07 AUD		-24,153 Common Stock
Credit Suisse Equities (Australia) Limited	29-Jan-2016	26,382.87 AUD		-10,935 Common Stock

Credit Suisse Equities (Australia) Limited	01-Feb-2016	1,099.56 AUD		462 Common Stock
Credit Suisse Equities (Australia) Limited	01-Feb-2016	9,502.00 AUD		4,000 Common Stock
Credit Suisse Equities (Australia) Limited	01-Feb-2016	67,256.77 AUD		28,207 Common Stock
Credit Suisse Equities (Australia) Limited	01-Feb-2016	3,163.02 AUD		1,329 Common Stock
Credit Suisse Equities (Australia) Limited	01-Feb-2016	3,151.46 AUD		1,313 Common Stock
Credit Suisse Equities (Australia) Limited	01-Feb-2016	262,115.93 AUD		110,142 Common Stock
Credit Suisse Equities (Australia) Limited	01-Feb-2016	36,607.44 AUD		15,426 Common Stock
Credit Suisse Equities (Australia) Limited	01-Feb-2016	381,520.00 AUD		160,000 Common Stock
Credit Suisse Equities (Australia) Limited	01-Feb-2016	6,337.25 AUD		-2,546 Common Stock
Credit Suisse Equities (Australia) Limited	01-Feb-2016	61,821.72 AUD		-24,828 Common Stock
Credit Suisse Equities (Australia) Limited	01-Feb-2016	8,954.42 AUD		-3,658 Common Stock
Credit Suisse Equities (Australia) Limited	01-Feb-2016	10,631.30 AUD		-4,266 Common Stock
Credit Suisse Equities (Australia) Limited	01-Feb-2016	19,725.87 AUD		-7,824 Common Stock
Credit Suisse Equities (Australia) Limited	02-Feb-2016	483,011.91 AUD		200,628 Common Stock
Credit Suisse Equities (Australia) Limited	02-Feb-2016	21,337.39 AUD		8,878 Common Stock
Credit Suisse Equities (Australia) Limited	02-Feb-2016	19,340.00 AUD		8,000 Common Stock
Credit Suisse Equities (Australia) Limited	02-Feb-2016	255,092.51 AUD		105,808 Common Stock
Credit Suisse Equities (Australia) Limited	02-Feb-2016	16,839.90 AUD		7,000 Common Stock
Credit Suisse Equities (Australia) Limited	02-Feb-2016	48,127.41 AUD		-19,709 Common Stock
Credit Suisse Equities (Australia) Limited	02-Feb-2016	60,560.00 AUD		-25,000 Common Stock
Credit Suisse Equities (Australia) Limited	02-Feb-2016	23,467.90 AUD		-9,605 Common Stock
Credit Suisse Equities (Australia) Limited	03-Feb-2016	14,890.71 AUD		6,283 Common Stock
Credit Suisse Equities (Australia) Limited	03-Feb-2016	41,741.20 AUD		17,320 Common Stock
Credit Suisse Equities (Australia) Limited	03-Feb-2016	214,928.65 AUD		89,576 Common Stock
Credit Suisse Equities (Australia) Limited	03-Feb-2016	53,229.89 AUD		22,313 Common Stock
Credit Suisse Equities (Australia) Limited	03-Feb-2016	7,576.89 AUD		3,197 Common Stock
Credit Suisse Equities (Australia) Limited	03-Feb-2016	107,476.19 AUD		45,105 Common Stock
Credit Suisse Equities (Australia) Limited	03-Feb-2016	293.97 AUD		-123 Common Stock
Credit Suisse Equities (Australia) Limited	03-Feb-2016	57,836.75 AUD		-24,556 Common Stock
Credit Suisse Equities (Australia) Limited	03-Feb-2016	41,741.20 AUD		-17,320 Common Stock
Credit Suisse Equities (Australia) Limited	04-Feb-2016	2,091.17 AUD		850 Common Stock
Credit Suisse Equities (Australia) Limited	04-Feb-2016	361,466.47 AUD		147,833 Common Stock
Credit Suisse Equities (Australia) Limited	04-Feb-2016	8,536.44 AUD		3,557 Common Stock
Credit Suisse Equities (Australia) Limited	04-Feb-2016	6,347.83 AUD		2,626 Common Stock

Credit Suisse Equities (Australia) Limited	04-Feb-2016	17,436.11 AUD		7,234 Common Stock
Credit Suisse Equities (Australia) Limited	04-Feb-2016	7,102.55 AUD		2,899 Common Stock
Credit Suisse Equities (Australia) Limited	04-Feb-2016	96,759.15 AUD		-40,485 Common Stock
Credit Suisse Equities (Australia) Limited	04-Feb-2016	73,430.45 AUD		-31,247 Common Stock
Credit Suisse Equities (Australia) Limited	04-Feb-2016	11,888.50 AUD		-5,000 Common Stock
Credit Suisse Equities (Australia) Limited	04-Feb-2016	47,088.12 AUD		-19,736 Common Stock
Credit Suisse Equities (Australia) Limited	04-Feb-2016	43,873.44 AUD		-18,548 Common Stock
Credit Suisse Equities (Australia) Limited	04-Feb-2016	399,770.63 AUD		-168,197 Common Stock
Credit Suisse Equities (Australia) Limited	04-Feb-2016	23,265.00 AUD		-10,000 Common Stock
Credit Suisse Equities (Australia) Limited	05-Feb-2016	47,332.64 AUD		19,255 Common Stock
Credit Suisse Equities (Australia) Limited	05-Feb-2016	8,436.59 AUD		3,413 Common Stock
Credit Suisse Equities (Australia) Limited	05-Feb-2016	516,752.88 AUD		211,446 Common Stock
Credit Suisse Equities (Australia) Limited	05-Feb-2016	2,212.07 AUD		908 Common Stock
Credit Suisse Equities (Australia) Limited	05-Feb-2016	77,911.67 AUD		32,040 Common Stock
Credit Suisse Equities (Australia) Limited	05-Feb-2016	35,395.00 AUD		14,228 Common Stock
Credit Suisse Equities (Australia) Limited	05-Feb-2016	4,844.92 AUD		1,969 Common Stock
Credit Suisse Equities (Australia) Limited	05-Feb-2016	510,156.13 AUD		207,913 Common Stock
Credit Suisse Equities (Australia) Limited	05-Feb-2016	74,116.29 AUD		-31,011 Common Stock
Credit Suisse Equities (Australia) Limited	05-Feb-2016	47,889.05 AUD		-19,885 Common Stock
Credit Suisse Equities (Australia) Limited	05-Feb-2016	3,684.89 AUD		-1,529 Common Stock
Credit Suisse Equities (Australia) Limited	05-Feb-2016	11,858.74 AUD		-4,936 Common Stock
Credit Suisse Equities (Australia) Limited	05-Feb-2016	74,116.29 AUD		-31,011 Common Stock
Credit Suisse Equities (Australia) Limited	05-Feb-2016	504,534.07 AUD		-209,707 Common Stock
Credit Suisse Equities (Australia) Limited	05-Feb-2016	19,120.80 AUD		-8,000 Common Stock
Credit Suisse Equities (Australia) Limited	05-Feb-2016	110,186.66 AUD		-45,829 Common Stock
Credit Suisse Equities (Australia) Limited	08-Feb-2016	101,395.44 AUD		40,453 Common Stock
Credit Suisse Equities (Australia) Limited	08-Feb-2016	424,399.98 AUD		169,205 Common Stock
Credit Suisse Equities (Australia) Limited	08-Feb-2016	219.14 AUD		88 Common Stock
Credit Suisse Equities (Australia) Limited	08-Feb-2016	48,763.00 AUD		19,375 Common Stock
Credit Suisse Equities (Australia) Limited	08-Feb-2016	265,805.50 AUD		105,848 Common Stock
Credit Suisse Equities (Australia) Limited	08-Feb-2016	219.14 AUD		88 Common Stock
Credit Suisse Equities (Australia) Limited	08-Feb-2016	146,358.85 AUD		58,199 Common Stock
Credit Suisse Equities (Australia) Limited	08-Feb-2016	30,892.00 AUD		12,391 Common Stock
Credit Suisse Equities (Australia) Limited	08-Feb-2016	11,492.86 AUD		4,575 Common Stock



Credit Suisse Equities (Australia) Limited	08-Feb-2016	71,736.78 AUD		28,743 Common Stock
Credit Suisse Equities (Australia) Limited	08-Feb-2016	8,328.10 AUD		-3,485 Common Stock
Credit Suisse Equities (Australia) Limited	08-Feb-2016	56,900.94 AUD		-23,688 Common Stock
Credit Suisse Equities (Australia) Limited	08-Feb-2016	11,975.00 AUD		-5,000 Common Stock
Credit Suisse Equities (Australia) Limited	08-Feb-2016	239,173.10 AUD		-99,697 Common Stock
Credit Suisse Equities (Australia) Limited	09-Feb-2016	358,701.29 AUD		128,867 Common Stock
Credit Suisse Equities (Australia) Limited	09-Feb-2016	22,178.06 AUD		8,030 Common Stock
Credit Suisse Equities (Australia) Limited	09-Feb-2016	53,663.33 AUD		18,967 Common Stock
Credit Suisse Equities (Australia) Limited	09-Feb-2016	32,958.33 AUD		11,677 Common Stock
Credit Suisse Equities (Australia) Limited	09-Feb-2016	2,659.34 AUD		995 Common Stock
Credit Suisse Equities (Australia) Limited	09-Feb-2016	184,501.87 AUD		69,647 Common Stock
Credit Suisse Equities (Australia) Limited	09-Feb-2016	1,050,499.25 AUD		384,404 Common Stock
Credit Suisse Equities (Australia) Limited	09-Feb-2016	2,765.42 AUD		1,035 Common Stock
Credit Suisse Equities (Australia) Limited	09-Feb-2016	2,669.93 AUD		999 Common Stock
Credit Suisse Equities (Australia) Limited	09-Feb-2016	9,816.33 AUD		-3,992 Common Stock
Credit Suisse Equities (Australia) Limited	09-Feb-2016	75,281.90 AUD		-31,007 Common Stock
Credit Suisse Equities (Australia) Limited	09-Feb-2016	39,606.99 AUD		-16,124 Common Stock
Credit Suisse Equities (Australia) Limited	09-Feb-2016	41,020.95 AUD		-16,816 Common Stock
Credit Suisse Equities (Australia) Limited	09-Feb-2016	16,989.02 AUD		-6,961 Common Stock
Credit Suisse Equities (Australia) Limited	09-Feb-2016	261,739.26 AUD		-106,924 Common Stock
Credit Suisse Equities (Australia) Limited	10-Feb-2016	135,452.77 AUD		49,786 Common Stock
Credit Suisse Equities (Australia) Limited	10-Feb-2016	534.86 AUD		191 Common Stock
Credit Suisse Equities (Australia) Limited	10-Feb-2016	3,122.33 AUD		1,115 Common Stock
Credit Suisse Equities (Australia) Limited	10-Feb-2016	7,834.75 AUD		2,849 Common Stock
Credit Suisse Equities (Australia) Limited	10-Feb-2016	500,442.69 AUD		180,587 Common Stock
Credit Suisse Equities (Australia) Limited	10-Feb-2016	5,132.80 AUD		1,846 Common Stock
Credit Suisse Equities (Australia) Limited	10-Feb-2016	1,402.11 AUD		-577 Common Stock
Credit Suisse Equities (Australia) Limited	10-Feb-2016	33,256.18 AUD		-13,643 Common Stock
Credit Suisse Equities (Australia) Limited	10-Feb-2016	18,509.89 AUD		-7,591 Common Stock
Credit Suisse Equities (Australia) Limited	10-Feb-2016	1,144.15 AUD		-467 Common Stock
Credit Suisse Equities (Australia) Limited	11-Feb-2016	18,399.12 AUD		6,589 Common Stock
Credit Suisse Equities (Australia) Limited	11-Feb-2016	141,049.19 AUD		49,064 Common Stock
Credit Suisse Equities (Australia) Limited	11-Feb-2016	77,757.30 AUD		27,870 Common Stock
Credit Suisse Equities (Australia) Limited	11-Feb-2016	1,688.00 AUD		604 Common Stock

Credit Suisse Equities (Australia) Limited	11-Feb-2016	295.39 AUD		104 Common Stock
Credit Suisse Equities (Australia) Limited	11-Feb-2016	67,120.64 AUD		23,894 Common Stock
Credit Suisse Equities (Australia) Limited	11-Feb-2016	1,396.58 AUD		489 Common Stock
Credit Suisse Equities (Australia) Limited	11-Feb-2016	44,994.60 AUD		-17,855 Common Stock
Credit Suisse Equities (Australia) Limited	11-Feb-2016	5,823.20 AUD		-2,320 Common Stock
Credit Suisse Equities (Australia) Limited	11-Feb-2016	257,121.17 AUD		-102,292 Common Stock
Credit Suisse Equities (Australia) Limited	11-Feb-2016	77,757.30 AUD		-27,870 Common Stock
Credit Suisse Equities (Australia) Limited	12-Feb-2016	7,168.46 AUD		2,509 Common Stock
Credit Suisse Equities (Australia) Limited	12-Feb-2016	48,419.79 AUD		17,320 Common Stock
Credit Suisse Equities (Australia) Limited	12-Feb-2016	1,045.70 AUD		366 Common Stock
Credit Suisse Equities (Australia) Limited	12-Feb-2016	1,053.29 AUD		367 Common Stock
Credit Suisse Equities (Australia) Limited	12-Feb-2016	357,088.29 AUD		128,486 Common Stock
Credit Suisse Equities (Australia) Limited	12-Feb-2016	16,885.46 AUD		5,910 Common Stock
Credit Suisse Equities (Australia) Limited	12-Feb-2016	328,815.36 AUD		117,518 Common Stock
Credit Suisse Equities (Australia) Limited	12-Feb-2016	5,179.91 AUD		1,839 Common Stock
Credit Suisse Equities (Australia) Limited	12-Feb-2016	46,757.16 AUD		16,941 Common Stock
Credit Suisse Equities (Australia) Limited	12-Feb-2016	26,988.51 AUD		9,504 Common Stock
Credit Suisse Equities (Australia) Limited	12-Feb-2016	69,013.92 AUD		24,173 Common Stock
Credit Suisse Equities (Australia) Limited	12-Feb-2016	458.16 AUD		166 Common Stock
Credit Suisse Equities (Australia) Limited	12-Feb-2016	22,531.09 AUD		7,886 Common Stock
Credit Suisse Equities (Australia) Limited	12-Feb-2016	1,694.26 AUD		593 Common Stock
Credit Suisse Equities (Australia) Limited	12-Feb-2016	57,941.80 AUD		20,111 Common Stock
Credit Suisse Equities (Australia) Limited	12-Feb-2016	40,089.10 AUD		14,217 Common Stock
Credit Suisse Equities (Australia) Limited	12-Feb-2016	350.18 AUD		122 Common Stock
Credit Suisse Equities (Australia) Limited	12-Feb-2016	274,674.75 AUD		-98,708 Common Stock
Credit Suisse Equities (Australia) Limited	12-Feb-2016	22,184.37 AUD		-7,839 Common Stock
Credit Suisse Equities (Australia) Limited	12-Feb-2016	1,005.58 AUD		-367 Common Stock
Credit Suisse Equities (Australia) Limited	12-Feb-2016	277,913.25 AUD		-99,532 Common Stock
Credit Suisse Equities (Australia) Limited	12-Feb-2016	34,102.22 AUD		-12,432 Common Stock
Credit Suisse Equities (Australia) Limited	12-Feb-2016	68,319.03 AUD		-24,141 Common Stock
Credit Suisse Equities (Australia) Limited	15-Feb-2016	6,052.68 AUD		2,346 Common Stock
Credit Suisse Equities (Australia) Limited	15-Feb-2016	172,672.35 AUD		66,602 Common Stock
Credit Suisse Equities (Australia) Limited	15-Feb-2016	115,452.21 AUD		44,345 Common Stock
Credit Suisse Equities (Australia) Limited	15-Feb-2016	10,723.78 AUD		4,132 Common Stock

Credit Suisse Equities (Australia) Limited	15-Feb-2016	1,233.84 AUD		470 Common Stock
Credit Suisse Equities (Australia) Limited	15-Feb-2016	451,335.73 AUD		173,098 Common Stock
Credit Suisse Equities (Australia) Limited	15-Feb-2016	44,520.40 AUD		16,754 Common Stock
Credit Suisse Equities (Australia) Limited	15-Feb-2016	35,801.81 AUD		13,753 Common Stock
Credit Suisse Equities (Australia) Limited	15-Feb-2016	1,239.09 AUD		472 Common Stock
Credit Suisse Equities (Australia) Limited	15-Feb-2016	39,876.94 AUD		14,828 Common Stock
Credit Suisse Equities (Australia) Limited	15-Feb-2016	30,345.96 AUD		11,762 Common Stock
Credit Suisse Equities (Australia) Limited	15-Feb-2016	121.26 AUD		47 Common Stock
Credit Suisse Equities (Australia) Limited	15-Feb-2016	619,989.73 AUD		-224,171 Common Stock
Credit Suisse Equities (Australia) Limited	15-Feb-2016	145,612.98 AUD		-53,008 Common Stock
Credit Suisse Equities (Australia) Limited	15-Feb-2016	72,738.76 AUD		-26,287 Common Stock
Credit Suisse Equities (Australia) Limited	15-Feb-2016	1,309.43 AUD		-475 Common Stock
Credit Suisse Equities (Australia) Limited	15-Feb-2016	104,536.95 AUD		-37,633 Common Stock
Credit Suisse Equities (Australia) Limited	15-Feb-2016	113,641.01 AUD		-41,321 Common Stock
Credit Suisse Equities (Australia) Limited	15-Feb-2016	7,519.05 AUD		-2,695 Common Stock
Credit Suisse Equities (Australia) Limited	16-Feb-2016	15,082.65 AUD		6,004 Common Stock
Credit Suisse Equities (Australia) Limited	16-Feb-2016	375,904.34 AUD		149,912 Common Stock
Credit Suisse Equities (Australia) Limited	16-Feb-2016	2,591.11 AUD		1,020 Common Stock
Credit Suisse Equities (Australia) Limited	16-Feb-2016	6,612.48 AUD		2,624 Common Stock
Credit Suisse Equities (Australia) Limited	16-Feb-2016	126,157.93 AUD		49,851 Common Stock
Credit Suisse Equities (Australia) Limited	16-Feb-2016	153,860.62 AUD		61,221 Common Stock
Credit Suisse Equities (Australia) Limited	16-Feb-2016	639,634.20 AUD		254,439 Common Stock
Credit Suisse Equities (Australia) Limited	16-Feb-2016	3,375.67 AUD		1,357 Common Stock
Credit Suisse Equities (Australia) Limited	16-Feb-2016	16,342.20 AUD		6,485 Common Stock
Credit Suisse Equities (Australia) Limited	16-Feb-2016	62,864.63 AUD		-22,558 Common Stock
Credit Suisse Equities (Australia) Limited	16-Feb-2016	396.18 AUD		-142 Common Stock
Credit Suisse Equities (Australia) Limited	16-Feb-2016	90,701.98 AUD		-32,512 Common Stock
Credit Suisse Equities (Australia) Limited	16-Feb-2016	163,258.63 AUD		-57,530 Common Stock
Credit Suisse Equities (Australia) Limited	16-Feb-2016	9,177.26 AUD		-3,293 Common Stock
Credit Suisse Equities (Australia) Limited	16-Feb-2016	395,983.13 AUD		-139,790 Common Stock
Credit Suisse Equities (Australia) Limited	16-Feb-2016	11,422.76 AUD		-3,987 Common Stock
Credit Suisse Equities (Australia) Limited	17-Feb-2016	256,544.41 AUD		101,642 Common Stock
Credit Suisse Equities (Australia) Limited	17-Feb-2016	344,576.23 AUD		136,639 Common Stock
Credit Suisse Equities (Australia) Limited	17-Feb-2016	1,828.19 AUD		727 Common Stock

Credit Suisse Equities (Australia) Limited	17-Feb-2016	110,070.52 AUD		43,544 Common Stock
Credit Suisse Equities (Australia) Limited	17-Feb-2016	4,749.01 AUD		1,887 Common Stock
Credit Suisse Equities (Australia) Limited	17-Feb-2016	30,868.60 AUD		12,176 Common Stock
Credit Suisse Equities (Australia) Limited	17-Feb-2016	9,856.63 AUD		3,914 Common Stock
Credit Suisse Equities (Australia) Limited	17-Feb-2016	6,629.48 AUD		2,632 Common Stock
Credit Suisse Equities (Australia) Limited	17-Feb-2016	66,104.71 AUD		-22,827 Common Stock
Credit Suisse Equities (Australia) Limited	17-Feb-2016	69,392.10 AUD		-24,439 Common Stock
Credit Suisse Equities (Australia) Limited	17-Feb-2016	5,890.16 AUD		-2,074 Common Stock
Credit Suisse Equities (Australia) Limited	17-Feb-2016	75,463.47 AUD		-26,642 Common Stock
Credit Suisse Equities (Australia) Limited	17-Feb-2016	37,782.21 AUD		-13,730 Common Stock
Credit Suisse Equities (Australia) Limited	17-Feb-2016	1,936.93 AUD		-699 Common Stock
Credit Suisse Equities (Australia) Limited	18-Feb-2016	755,550.27 AUD		288,422 Common Stock
Credit Suisse Equities (Australia) Limited	18-Feb-2016	5,270.21 AUD		2,018 Common Stock
Credit Suisse Equities (Australia) Limited	18-Feb-2016	135,251.53 AUD		51,674 Common Stock
Credit Suisse Equities (Australia) Limited	18-Feb-2016	3,847.77 AUD		1,468 Common Stock
Credit Suisse Equities (Australia) Limited	18-Feb-2016	8,114.59 AUD		3,098 Common Stock
Credit Suisse Equities (Australia) Limited	18-Feb-2016	20,763.54 AUD		8,183 Common Stock
Credit Suisse Equities (Australia) Limited	18-Feb-2016	23,441.72 AUD		8,976 Common Stock
Credit Suisse Equities (Australia) Limited	18-Feb-2016	10,231.20 AUD		3,920 Common Stock
Credit Suisse Equities (Australia) Limited	18-Feb-2016	5,946.24 AUD		2,268 Common Stock
Credit Suisse Equities (Australia) Limited	18-Feb-2016	13,880.65 AUD		5,315 Common Stock
Credit Suisse Equities (Australia) Limited	18-Feb-2016	105,002.83 AUD		40,027 Common Stock
Credit Suisse Equities (Australia) Limited	18-Feb-2016	13,230.37 AUD		5,066 Common Stock
Credit Suisse Equities (Australia) Limited	18-Feb-2016	986.80 AUD		374 Common Stock
Credit Suisse Equities (Australia) Limited	18-Feb-2016	1,412.89 AUD		557 Common Stock
Credit Suisse Equities (Australia) Limited	18-Feb-2016	24,335.64 AUD		-9,324 Common Stock
Credit Suisse Equities (Australia) Limited	18-Feb-2016	90,646.68 AUD		-32,843 Common Stock
Credit Suisse Equities (Australia) Limited	18-Feb-2016	139,124.28 AUD		-53,660 Common Stock
Credit Suisse Equities (Australia) Limited	19-Feb-2016	1,817.73 AUD		704 Common Stock
Credit Suisse Equities (Australia) Limited	19-Feb-2016	257,536.92 AUD		102,588 Common Stock
Credit Suisse Equities (Australia) Limited	19-Feb-2016	61,062.12 AUD		24,231 Common Stock
Credit Suisse Equities (Australia) Limited	19-Feb-2016	39,009.58 AUD		15,512 Common Stock
Credit Suisse Equities (Australia) Limited	19-Feb-2016	4,465.27 AUD		1,738 Common Stock
Credit Suisse Equities (Australia) Limited	19-Feb-2016	1,791.84 AUD		694 Common Stock

Credit Suisse Equities (Australia) Limited	19-Feb-2016	34,956.66 AUD		14,009 Common Stock
Credit Suisse Equities (Australia) Limited	19-Feb-2016	17,445.96 AUD		-6,923 Common Stock
Credit Suisse Equities (Australia) Limited	19-Feb-2016	14,729.86 AUD		-5,823 Common Stock
Credit Suisse Equities (Australia) Limited	19-Feb-2016	36,786.03 AUD		-14,593 Common Stock
Credit Suisse Equities (Australia) Limited	19-Feb-2016	30,874.40 AUD		-12,332 Common Stock
Credit Suisse Equities (Australia) Limited	19-Feb-2016	10,419.94 AUD		-4,129 Common Stock
Credit Suisse Equities (Australia) Limited	22-Feb-2016	369,838.16 AUD		143,010 Common Stock
Credit Suisse Equities (Australia) Limited	22-Feb-2016	7,250.15 AUD		2,794 Common Stock
Credit Suisse Equities (Australia) Limited	22-Feb-2016	130,195.00 AUD		50,000 Common Stock
Credit Suisse Equities (Australia) Limited	22-Feb-2016	1,908,752.14 AUD		738,624 Common Stock
Credit Suisse Equities (Australia) Limited	22-Feb-2016	2,670.51 AUD		1,027 Common Stock
Credit Suisse Equities (Australia) Limited	22-Feb-2016	34,308.06 AUD		13,291 Common Stock
Credit Suisse Equities (Australia) Limited	22-Feb-2016	1,795.89 AUD		688 Common Stock
Credit Suisse Equities (Australia) Limited	22-Feb-2016	83,211.48 AUD		32,339 Common Stock
Credit Suisse Equities (Australia) Limited	22-Feb-2016	18,703.21 AUD		7,260 Common Stock
Credit Suisse Equities (Australia) Limited	22-Feb-2016	13,278.98 AUD		5,129 Common Stock
Credit Suisse Equities (Australia) Limited	22-Feb-2016	29,599.71 AUD		-11,738 Common Stock
Credit Suisse Equities (Australia) Limited	22-Feb-2016	417,264.99 AUD		-162,797 Common Stock
Credit Suisse Equities (Australia) Limited	22-Feb-2016	831,911.16 AUD		-326,099 Common Stock
Credit Suisse Equities (Australia) Limited	22-Feb-2016	42,004.98 AUD		-16,281 Common Stock
Credit Suisse Equities (Australia) Limited	23-Feb-2016	524,209.72 AUD		203,064 Common Stock
Credit Suisse Equities (Australia) Limited	23-Feb-2016	12,403.47 AUD		4,821 Common Stock
Credit Suisse Equities (Australia) Limited	23-Feb-2016	621.60 AUD		240 Common Stock
Credit Suisse Equities (Australia) Limited	23-Feb-2016	29,481.23 AUD		11,399 Common Stock
Credit Suisse Equities (Australia) Limited	23-Feb-2016	448,665.00 AUD		175,000 Common Stock
Credit Suisse Equities (Australia) Limited	23-Feb-2016	76,853.28 AUD		29,904 Common Stock
Credit Suisse Equities (Australia) Limited	23-Feb-2016	571,357.67 AUD		-218,459 Common Stock
Credit Suisse Equities (Australia) Limited	23-Feb-2016	28,558.62 AUD		-10,942 Common Stock
Credit Suisse Equities (Australia) Limited	23-Feb-2016	121,424.93 AUD		-46,666 Common Stock
Credit Suisse Equities (Australia) Limited	23-Feb-2016	28,540.57 AUD		-11,143 Common Stock
Credit Suisse Equities (Australia) Limited	23-Feb-2016	391,920.00 AUD		-150,000 Common Stock
Credit Suisse Equities (Australia) Limited	23-Feb-2016	76,853.28 AUD		-29,904 Common Stock
Credit Suisse Equities (Australia) Limited	23-Feb-2016	347.13 AUD		-133 Common Stock
Credit Suisse Equities (Australia) Limited	24-Feb-2016	7.80 AUD		3 Common Stock

Credit Suisse Equities (Australia) Limited	24-Feb-2016	2,887.81 AUD		1,089 Common Stock
Credit Suisse Equities (Australia) Limited	24-Feb-2016	32,538.95 AUD		12,345 Common Stock
Credit Suisse Equities (Australia) Limited	24-Feb-2016	3,688.51 AUD		1,391 Common Stock
Credit Suisse Equities (Australia) Limited	24-Feb-2016	1,263,632.21 AUD		484,726 Common Stock
Credit Suisse Equities (Australia) Limited	24-Feb-2016	13,270.79 AUD		5,049 Common Stock
Credit Suisse Equities (Australia) Limited	24-Feb-2016	3,272.20 AUD		1,234 Common Stock
Credit Suisse Equities (Australia) Limited	24-Feb-2016	25,620.84 AUD		-10,167 Common Stock
Credit Suisse Equities (Australia) Limited	24-Feb-2016	38,569.50 AUD		-15,000 Common Stock
Credit Suisse Equities (Australia) Limited	24-Feb-2016	121,598.33 AUD		-47,964 Common Stock
Credit Suisse Equities (Australia) Limited	24-Feb-2016	69,371.24 AUD		-27,489 Common Stock
Credit Suisse Equities (Australia) Limited	24-Feb-2016	52,413.77 AUD		-20,872 Common Stock
Credit Suisse Equities (Australia) Limited	24-Feb-2016	43,976.52 AUD		-17,485 Common Stock
Credit Suisse Equities (Australia) Limited	25-Feb-2016	397.37 AUD		154 Common Stock
Credit Suisse Equities (Australia) Limited	25-Feb-2016	6,004.68 AUD		2,334 Common Stock
Credit Suisse Equities (Australia) Limited	25-Feb-2016	1,489.71 AUD		579 Common Stock
Credit Suisse Equities (Australia) Limited	25-Feb-2016	1,489.71 AUD		579 Common Stock
Credit Suisse Equities (Australia) Limited	25-Feb-2016	24,035.28 AUD		9,316 Common Stock
Credit Suisse Equities (Australia) Limited	25-Feb-2016	18,978.23 AUD		7,336 Common Stock
Credit Suisse Equities (Australia) Limited	25-Feb-2016	86,870.69 AUD		33,581 Common Stock
Credit Suisse Equities (Australia) Limited	25-Feb-2016	2,347.75 AUD		905 Common Stock
Credit Suisse Equities (Australia) Limited	25-Feb-2016	25.70 AUD		-10 Common Stock
Credit Suisse Equities (Australia) Limited	25-Feb-2016	8,781.63 AUD		-3,471 Common Stock
Credit Suisse Equities (Australia) Limited	25-Feb-2016	123.36 AUD		-48 Common Stock
Credit Suisse Equities (Australia) Limited	25-Feb-2016	18,458.05 AUD		-7,159 Common Stock
Credit Suisse Equities (Australia) Limited	25-Feb-2016	45,825.67 AUD		-17,831 Common Stock
Credit Suisse Equities (Australia) Limited	25-Feb-2016	153,696.00 AUD		-60,000 Common Stock
Credit Suisse Equities (Australia) Limited	26-Feb-2016	25,402.55 AUD		9,696 Common Stock
Credit Suisse Equities (Australia) Limited	26-Feb-2016	53,867.14 AUD		20,513 Common Stock
Credit Suisse Equities (Australia) Limited	26-Feb-2016	2,568.44 AUD		975 Common Stock
Credit Suisse Equities (Australia) Limited	26-Feb-2016	20,022.04 AUD		7,642 Common Stock
Credit Suisse Equities (Australia) Limited	26-Feb-2016	20,164.14 AUD		7,698 Common Stock
Credit Suisse Equities (Australia) Limited	26-Feb-2016	2,097.06 AUD		796 Common Stock
Credit Suisse Equities (Australia) Limited	26-Feb-2016	2,036.78 AUD		773 Common Stock
Credit Suisse Equities (Australia) Limited	26-Feb-2016	16,918.22 AUD		6,447 Common Stock

Credit Suisse Equities (Australia) Limited	26-Feb-2016	70,176.23 AUD		26,595 Common Stock
Credit Suisse Equities (Australia) Limited	26-Feb-2016	36,651.32 AUD		-14,101 Common Stock
Credit Suisse Equities (Australia) Limited	26-Feb-2016	17,677.40 AUD		-6,799 Common Stock
Credit Suisse Equities (Australia) Limited	26-Feb-2016	39,928.41 AUD		-15,445 Common Stock
Credit Suisse Equities (Australia) Limited	26-Feb-2016	38,237.02 AUD		-14,719 Common Stock
Credit Suisse Equities (Australia) Limited	26-Feb-2016	1,791.12 AUD		-689 Common Stock
Credit Suisse Equities (Australia) Limited	26-Feb-2016	41,075.27 AUD		-15,959 Common Stock
Credit Suisse Equities (Australia) Limited	29-Feb-2016	40,016.13 AUD		15,562 Common Stock
Credit Suisse Equities (Australia) Limited	29-Feb-2016	152,926.54 AUD		59,244 Common Stock
Credit Suisse Equities (Australia) Limited	29-Feb-2016	757.59 AUD		292 Common Stock
Credit Suisse Equities (Australia) Limited	29-Feb-2016	65,890.62 AUD		25,539 Common Stock
Credit Suisse Equities (Australia) Limited	29-Feb-2016	25,201.44 AUD		9,768 Common Stock
Credit Suisse Equities (Australia) Limited	29-Feb-2016	4,995.98 AUD		1,935 Common Stock
Credit Suisse Equities (Australia) Limited	29-Feb-2016	226,786.39 AUD		-85,680 Common Stock
Credit Suisse Equities (Australia) Limited	29-Feb-2016	13,267.26 AUD		-5,049 Common Stock
Credit Suisse Equities (Australia) Limited	29-Feb-2016	16,888.18 AUD		-6,454 Common Stock
Credit Suisse Equities (Australia) Limited	29-Feb-2016	26,717.30 AUD		-10,082 Common Stock
Credit Suisse Equities (Australia) Limited	01-Mar-2016	46,970.37 AUD		17,540 Common Stock
Credit Suisse Equities (Australia) Limited	01-Mar-2016	972.22 AUD		362 Common Stock
Credit Suisse Equities (Australia) Limited	01-Mar-2016	37,021.88 AUD		13,918 Common Stock
Credit Suisse Equities (Australia) Limited	01-Mar-2016	751.60 AUD		280 Common Stock
Credit Suisse Equities (Australia) Limited	01-Mar-2016	45,373.98 AUD		16,822 Common Stock
Credit Suisse Equities (Australia) Limited	01-Mar-2016	590,136.95 AUD		218,991 Common Stock
Credit Suisse Equities (Australia) Limited	01-Mar-2016	72,739.03 AUD		26,838 Common Stock
Credit Suisse Equities (Australia) Limited	01-Mar-2016	14,645.93 AUD		-5,650 Common Stock
Credit Suisse Equities (Australia) Limited	01-Mar-2016	103,269.66 AUD		-40,027 Common Stock
Credit Suisse Equities (Australia) Limited	01-Mar-2016	714.63 AUD		-279 Common Stock
Credit Suisse Equities (Australia) Limited	01-Mar-2016	21,592.02 AUD		-8,369 Common Stock
Credit Suisse Equities (Australia) Limited	01-Mar-2016	210,318.27 AUD		-81,273 Common Stock
Credit Suisse Equities (Australia) Limited	01-Mar-2016	29,052.80 AUD		-11,200 Common Stock
Credit Suisse Equities (Australia) Limited	02-Mar-2016	20,799.43 AUD		8,074 Common Stock
Credit Suisse Equities (Australia) Limited	02-Mar-2016	1,271.26 AUD		494 Common Stock
Credit Suisse Equities (Australia) Limited	02-Mar-2016	33,382.39 AUD		13,086 Common Stock
Credit Suisse Equities (Australia) Limited	02-Mar-2016	51,834.33 AUD		20,169 Common Stock

Credit Suisse Equities (Australia) Limited	02-Mar-2016	397.37 AUD		154 Common Stock
Credit Suisse Equities (Australia) Limited	02-Mar-2016	39,094.84 AUD		15,212 Common Stock
Credit Suisse Equities (Australia) Limited	02-Mar-2016	397.37 AUD		154 Common Stock
Credit Suisse Equities (Australia) Limited	02-Mar-2016	120,035.97 AUD		46,540 Common Stock
Credit Suisse Equities (Australia) Limited	02-Mar-2016	1,173,516.06 AUD		455,699 Common Stock
Credit Suisse Equities (Australia) Limited	02-Mar-2016	7,504.40 AUD		2,920 Common Stock
Credit Suisse Equities (Australia) Limited	02-Mar-2016	12,318.92 AUD		-4,684 Common Stock
Credit Suisse Equities (Australia) Limited	02-Mar-2016	56,383.09 AUD		-21,485 Common Stock
Credit Suisse Equities (Australia) Limited	02-Mar-2016	72,001.51 AUD		-27,377 Common Stock
Credit Suisse Equities (Australia) Limited	02-Mar-2016	1,872.42 AUD		-712 Common Stock
Credit Suisse Equities (Australia) Limited	02-Mar-2016	6,301.00 AUD		-2,396 Common Stock
Credit Suisse Equities (Australia) Limited	03-Mar-2016	176,208.93 AUD		66,665 Common Stock
Credit Suisse Equities (Australia) Limited	03-Mar-2016	42,783.84 AUD		16,206 Common Stock
Credit Suisse Equities (Australia) Limited	03-Mar-2016	264,270.00 AUD		100,000 Common Stock
Credit Suisse Equities (Australia) Limited	03-Mar-2016	60,133.44 AUD		22,854 Common Stock
Credit Suisse Equities (Australia) Limited	03-Mar-2016	978.81 AUD		368 Common Stock
Credit Suisse Equities (Australia) Limited	03-Mar-2016	26,740.85 AUD		10,405 Common Stock
Credit Suisse Equities (Australia) Limited	03-Mar-2016	18,407.07 AUD		6,970 Common Stock
Credit Suisse Equities (Australia) Limited	03-Mar-2016	26,740.85 AUD		-10,405 Common Stock
Credit Suisse Equities (Australia) Limited	03-Mar-2016	28,767.00 AUD		-11,150 Common Stock
Credit Suisse Equities (Australia) Limited	03-Mar-2016	8,516.43 AUD		-3,263 Common Stock
Credit Suisse Equities (Australia) Limited	03-Mar-2016	83,029.52 AUD		-32,257 Common Stock
Credit Suisse Equities (Australia) Limited	03-Mar-2016	2,228.76 AUD		-865 Common Stock
Credit Suisse Equities (Australia) Limited	03-Mar-2016	59,400.64 AUD		-23,070 Common Stock
Credit Suisse Equities (Australia) Limited	03-Mar-2016	1,556,042.67 AUD		-603,796 Common Stock
Credit Suisse Equities (Australia) Limited	04-Mar-2016	521.49 AUD		191 Common Stock
Credit Suisse Equities (Australia) Limited	04-Mar-2016	62,188.46 AUD		22,743 Common Stock
Credit Suisse Equities (Australia) Limited	04-Mar-2016	413,154.93 AUD		152,231 Common Stock
Credit Suisse Equities (Australia) Limited	04-Mar-2016	529,735.25 AUD		194,985 Common Stock
Credit Suisse Equities (Australia) Limited	04-Mar-2016	19,241.20 AUD		7,081 Common Stock
Credit Suisse Equities (Australia) Limited	04-Mar-2016	66,385.76 AUD		24,278 Common Stock
Credit Suisse Equities (Australia) Limited	04-Mar-2016	208,902.69 AUD		76,398 Common Stock
Credit Suisse Equities (Australia) Limited	04-Mar-2016	521.49 AUD		191 Common Stock
Credit Suisse Equities (Australia) Limited	04-Mar-2016	72,147.14 AUD		26,385 Common Stock



Credit Suisse Equities (Australia) Limited	04-Mar-2016	32,597.36 AUD		11,972 Common Stock
Credit Suisse Equities (Australia) Limited	04-Mar-2016	156,867.06 AUD		57,368 Common Stock
Credit Suisse Equities (Australia) Limited	04-Mar-2016	41,081.91 AUD		-15,356 Common Stock
Credit Suisse Equities (Australia) Limited	04-Mar-2016	73,095.68 AUD		-27,161 Common Stock
Credit Suisse Equities (Australia) Limited	04-Mar-2016	138,268.78 AUD		-51,468 Common Stock
Credit Suisse Equities (Australia) Limited	04-Mar-2016	59,458.98 AUD		-22,353 Common Stock
Credit Suisse Equities (Australia) Limited	07-Mar-2016	92,745.00 AUD		34,350 Common Stock
Credit Suisse Equities (Australia) Limited	07-Mar-2016	18,349.26 AUD		6,858 Common Stock
Credit Suisse Equities (Australia) Limited	07-Mar-2016	530,232.66 AUD		202,132 Common Stock
Credit Suisse Equities (Australia) Limited	07-Mar-2016	171,899.00 AUD		65,000 Common Stock
Credit Suisse Equities (Australia) Limited	07-Mar-2016	87,681.57 AUD		33,339 Common Stock
Credit Suisse Equities (Australia) Limited	07-Mar-2016	92,745.00 AUD		-34,350 Common Stock
Credit Suisse Equities (Australia) Limited	07-Mar-2016	65,812.44 AUD		-25,596 Common Stock
Credit Suisse Equities (Australia) Limited	07-Mar-2016	30,939.25 AUD		-11,913 Common Stock
Credit Suisse Equities (Australia) Limited	07-Mar-2016	1,705,749.05 AUD		-662,504 Common Stock
Credit Suisse Equities (Australia) Limited	08-Mar-2016	920.74 AUD		336 Common Stock
Credit Suisse Equities (Australia) Limited	08-Mar-2016	68,072.55 AUD		25,082 Common Stock
Credit Suisse Equities (Australia) Limited	08-Mar-2016	133,204.57 AUD		49,202 Common Stock
Credit Suisse Equities (Australia) Limited	08-Mar-2016	4,150.29 AUD		1,538 Common Stock
Credit Suisse Equities (Australia) Limited	08-Mar-2016	1,496,550.15 AUD		550,972 Common Stock
Credit Suisse Equities (Australia) Limited	08-Mar-2016	12,011.02 AUD		4,451 Common Stock
Credit Suisse Equities (Australia) Limited	08-Mar-2016	3,818.38 AUD		1,415 Common Stock
Credit Suisse Equities (Australia) Limited	08-Mar-2016	9,018.39 AUD		3,342 Common Stock
Credit Suisse Equities (Australia) Limited	08-Mar-2016	3,578.21 AUD		1,326 Common Stock
Credit Suisse Equities (Australia) Limited	08-Mar-2016	20,907.65 AUD		7,715 Common Stock
Credit Suisse Equities (Australia) Limited	08-Mar-2016	15,252.21 AUD		5,619 Common Stock
Credit Suisse Equities (Australia) Limited	08-Mar-2016	120,017.45 AUD		-45,487 Common Stock
Credit Suisse Equities (Australia) Limited	08-Mar-2016	80,641.44 AUD		-30,546 Common Stock
Credit Suisse Equities (Australia) Limited	08-Mar-2016	100,546.11 AUD		-39,123 Common Stock
Credit Suisse Equities (Australia) Limited	08-Mar-2016	944.44 AUD		-358 Common Stock
Credit Suisse Equities (Australia) Limited	08-Mar-2016	700.93 AUD		-269 Common Stock
Credit Suisse Equities (Australia) Limited	08-Mar-2016	49,389.12 AUD		-18,708 Common Stock
Credit Suisse Equities (Australia) Limited	08-Mar-2016	875,032.98 AUD		-330,988 Common Stock
Credit Suisse Equities (Australia) Limited	09-Mar-2016	12,402.92 AUD		4,661 Common Stock

Credit Suisse Equities (Australia) Limited	09-Mar-2016	410.72 AUD		152 Common Stock
Credit Suisse Equities (Australia) Limited	09-Mar-2016	7,934.66 AUD		3,014 Common Stock
Credit Suisse Equities (Australia) Limited	09-Mar-2016	1,372.67 AUD		508 Common Stock
Credit Suisse Equities (Australia) Limited	09-Mar-2016	154,080.78 AUD		58,192 Common Stock
Credit Suisse Equities (Australia) Limited	09-Mar-2016	475.57 AUD		176 Common Stock
Credit Suisse Equities (Australia) Limited	09-Mar-2016	50,530.46 AUD		19,053 Common Stock
Credit Suisse Equities (Australia) Limited	09-Mar-2016	437.74 AUD		162 Common Stock
Credit Suisse Equities (Australia) Limited	09-Mar-2016	1,032.20 AUD		382 Common Stock
Credit Suisse Equities (Australia) Limited	09-Mar-2016	71,795.86 AUD		27,403 Common Stock
Credit Suisse Equities (Australia) Limited	09-Mar-2016	1,009.39 AUD		-368 Common Stock
Credit Suisse Equities (Australia) Limited	09-Mar-2016	72,644.65 AUD		-26,565 Common Stock
Credit Suisse Equities (Australia) Limited	09-Mar-2016	66,339.23 AUD		-25,225 Common Stock
Credit Suisse Equities (Australia) Limited	09-Mar-2016	97,625.73 AUD		-36,003 Common Stock
Credit Suisse Equities (Australia) Limited	09-Mar-2016	196,740.81 AUD		-72,286 Common Stock
Credit Suisse Equities (Australia) Limited	09-Mar-2016	419,642.40 AUD		-154,099 Common Stock
Credit Suisse Equities (Australia) Limited	09-Mar-2016	636,785.99 AUD		-241,582 Common Stock
Credit Suisse Equities (Australia) Limited	09-Mar-2016	151,124.18 AUD		-57,418 Common Stock
Credit Suisse Equities (Australia) Limited	09-Mar-2016	40,050.00 AUD		-15,000 Common Stock
Credit Suisse Equities (Australia) Limited	09-Mar-2016	134,500.00 AUD		-50,000 Common Stock
Credit Suisse Equities (Australia) Limited	09-Mar-2016	10,241.86 AUD		-3,887 Common Stock
Credit Suisse Equities (Australia) Limited	09-Mar-2016	16,533.60 AUD		-6,293 Common Stock
Credit Suisse Equities (Australia) Limited	09-Mar-2016	2,216.52 AUD		-846 Common Stock
Credit Suisse Equities (Australia) Limited	09-Mar-2016	44,168.79 AUD		-16,823 Common Stock
Credit Suisse Equities (Australia) Limited	09-Mar-2016	47,582.30 AUD		-17,527 Common Stock
Credit Suisse Equities (Australia) Limited	10-Mar-2016	23.64 AUD		9 Common Stock
Credit Suisse Equities (Australia) Limited	10-Mar-2016	60.43 AUD		23 Common Stock
Credit Suisse Equities (Australia) Limited	10-Mar-2016	528,400.00 AUD		200,000 Common Stock
Credit Suisse Equities (Australia) Limited	10-Mar-2016	202,088.37 AUD		77,245 Common Stock
Credit Suisse Equities (Australia) Limited	10-Mar-2016	28.90 AUD		11 Common Stock
Credit Suisse Equities (Australia) Limited	10-Mar-2016	56,943.08 AUD		21,734 Common Stock
Credit Suisse Equities (Australia) Limited	10-Mar-2016	26.27 AUD		10 Common Stock
Credit Suisse Equities (Australia) Limited	10-Mar-2016	86.70 AUD		33 Common Stock
Credit Suisse Equities (Australia) Limited	10-Mar-2016	15,216.98 AUD		5,812 Common Stock
Credit Suisse Equities (Australia) Limited	10-Mar-2016	4,867.65 AUD		1,865 Common Stock

Credit Suisse Equities (Australia) Limited	10-Mar-2016	1,908.52 AUD		727 Common Stock
Credit Suisse Equities (Australia) Limited	10-Mar-2016	72,730.98 AUD		-26,838 Common Stock
Credit Suisse Equities (Australia) Limited	10-Mar-2016	10,658.76 AUD		-3,924 Common Stock
Credit Suisse Equities (Australia) Limited	10-Mar-2016	567,703.37 AUD		-208,968 Common Stock
Credit Suisse Equities (Australia) Limited	10-Mar-2016	89,115.64 AUD		-32,884 Common Stock
Credit Suisse Equities (Australia) Limited	10-Mar-2016	113,443.93 AUD		-41,614 Common Stock
Credit Suisse Equities (Australia) Limited	10-Mar-2016	86,784.61 AUD		-31,979 Common Stock
Credit Suisse Equities (Australia) Limited	10-Mar-2016	6,730.49 AUD		-2,479 Common Stock
Credit Suisse Equities (Australia) Limited	11-Mar-2016	34,135.98 AUD		13,029 Common Stock
Credit Suisse Equities (Australia) Limited	11-Mar-2016	1,505.38 AUD		616 Common Stock
Credit Suisse Equities (Australia) Limited	11-Mar-2016	126,408.94 AUD		50,268 Common Stock
Credit Suisse Equities (Australia) Limited	11-Mar-2016	75,770.88 AUD		29,598 Common Stock
Credit Suisse Equities (Australia) Limited	11-Mar-2016	1,353.87 AUD		554 Common Stock
Credit Suisse Equities (Australia) Limited	11-Mar-2016	4,428,113.90 AUD		1,765,103 Common Stock
Credit Suisse Equities (Australia) Limited	11-Mar-2016	212,106.63 AUD		83,431 Common Stock
Credit Suisse Equities (Australia) Limited	11-Mar-2016	186,907.50 AUD		75,000 Common Stock
Credit Suisse Equities (Australia) Limited	11-Mar-2016	64,000.00 AUD		25,000 Common Stock
Credit Suisse Equities (Australia) Limited	11-Mar-2016	125,500.00 AUD		50,000 Common Stock
Credit Suisse Equities (Australia) Limited	11-Mar-2016	1,689,155.38 AUD		673,319 Common Stock
Credit Suisse Equities (Australia) Limited	11-Mar-2016	130,992.57 AUD		51,225 Common Stock
Credit Suisse Equities (Australia) Limited	11-Mar-2016	1,282.45 AUD		-484 Common Stock
Credit Suisse Equities (Australia) Limited	11-Mar-2016	530,180.00 AUD		-200,000 Common Stock
Credit Suisse Equities (Australia) Limited	11-Mar-2016	12,504.47 AUD		-4,653 Common Stock
Credit Suisse Equities (Australia) Limited	11-Mar-2016	43,508.27 AUD		-16,579 Common Stock
Credit Suisse Equities (Australia) Limited	11-Mar-2016	20,290.04 AUD		-7,652 Common Stock
Credit Suisse Equities (Australia) Limited	11-Mar-2016	42,075.30 AUD		-15,781 Common Stock
Credit Suisse Equities (Australia) Limited	11-Mar-2016	378,547.21 AUD		-142,156 Common Stock
Credit Suisse International	16-Nov-2015	7,609.64 AUD		3,694 Common Stock
Credit Suisse International	16-Nov-2015	203,046.35 AUD		-99,047 Common Stock
Credit Suisse International	17-Nov-2015	1,799.49 AUD		861 Common Stock
Credit Suisse International	17-Nov-2015	74,769.76 AUD		-36,296 Common Stock
Credit Suisse International	18-Nov-2015	126,408.00 AUD		63,204 Common Stock
Credit Suisse International	18-Nov-2015	9,654.00 AUD		-4,827 Common Stock
Credit Suisse International	19-Nov-2015	291,655.52 AUD		140,219 Common Stock
Credit Suisse International	20-Nov-2015	121,184.70 AUD		57,707 Common Stock
Credit Suisse International	20-Nov-2015	141,718.72 AUD		-67,808 Common Stock

Credit Suisse International	26-Nov-2015	118,876.42 AUD		-57,707 Common Stock
Credit Suisse International	27-Nov-2015	87,825.24 AUD		41,427 Common Stock
Credit Suisse International	01-Dec-2015	88,653.78 AUD		-41,427 Common Stock
Credit Suisse International	05-Jan-2016	81,895.32 AUD		34,998 Common Stock
Credit Suisse International	11-Jan-2016	81,195.36 AUD		-34,998 Common Stock
Credit Suisse International	19-Feb-2016	135,584.36 AUD		54,078 Common Stock
Credit Suisse International	22-Feb-2016	143,057.98 AUD		55,348 Common Stock
Credit Suisse International	23-Feb-2016	127,559.86 AUD		49,329 Common Stock
Credit Suisse International	24-Feb-2016	140,098.40 AUD		53,884 Common Stock
Credit Suisse International	24-Feb-2016	96,867.54 AUD		37,002 Common Stock
Credit Suisse International	24-Feb-2016	279,055.40 AUD		107,329 Common Stock
Credit Suisse International	25-Feb-2016	13,065.00 AUD		5,031 Common Stock
Credit Suisse International	26-Feb-2016	43,048.65 AUD		16,387 Common Stock
Credit Suisse International	26-Feb-2016	140,098.40 AUD		-53,884 Common Stock
Credit Suisse International	29-Feb-2016	24,449.48 AUD		9,485 Common Stock
Credit Suisse International	01-Mar-2016	14,880.69 AUD		5,537 Common Stock
Credit Suisse International	01-Mar-2016	246,787.32 AUD		-95,654 Common Stock
Credit Suisse International	02-Mar-2016	202,704.61 AUD		78,589 Common Stock
Credit Suisse International	02-Mar-2016	30,705.25 AUD		-11,675 Common Stock
Credit Suisse International	08-Mar-2016	297,099.07 AUD		-112,529 Common Stock
Credit Suisse International	09-Mar-2016	226,390.58 AUD		85,780 Common Stock
Credit Suisse International	09-Mar-2016	48,911.02 AUD		-18,642 Common Stock
Credit Suisse International	09-Mar-2016	54,343.87 AUD		-20,011 Common Stock
Credit Suisse International	10-Mar-2016	55,757.32 AUD		-20,561 Common Stock
Credit Suisse Securities (USA) LLC	18-Dec-2015	5,354.51 AUD		2,346 Common Stock
Credit Suisse Securities (USA) LLC	22-Dec-2015	Free of payment		-2,346 Common Stock
Credit Suisse Securities (USA) LLC	23-Dec-2015	Free of payment		2,443 Common Stock
Credit Suisse Securities (USA) LLC	31-Dec-2015	5,764.99 AUD		-2,443 Common Stock
Credit Suisse Securities (USA) LLC	07-Mar-2016	Free of payment		2,325 Common Stock
Credit Suisse Securities (USA) LLC	08-Mar-2016	6,568.74 AUD		2,443 Common Stock
Credit Suisse Securities (USA) LLC	08-Mar-2016	15.78 AUD		6 Common Stock
Credit Suisse Securities (USA) LLC	09-Mar-2016	27,069.84 AUD		10,332 Common Stock
Credit Suisse Securities (USA) LLC	09-Mar-2016	Free of payment		-2,443 Common Stock
Credit Suisse Securities (USA) LLC	10-Mar-2016	Free of payment		72,338 Common Stock
Credit Suisse Securities (USA) LLC	10-Mar-2016	6,308.19 AUD		-2,325 Common Stock
Credit Suisse Securities (USA) LLC	10-Mar-2016	Free of payment		-10,332 Common Stock
Credit Suisse Securities (Europe) Limited	17-Nov-2015	Refer to Annexure F of Notice	Stock returned under OSLA	-2,620 Common Stock
Credit Suisse Securities (Europe) Limited	01-Dec-2015	Refer to Annexure F of Notice	Stock returned under OSLA	-2,325 Common Stock

Credit Suisse Securities (Europe) Limited	03-Dec-2015	Refer to Annexure F of Notice	Stock returned under OSLA	-511 Common Stock
Credit Suisse Securities (Europe) Limited	16-Dec-2015	Refer to Annexure F of Notice	Stock borrowed under OSLA	729,000 Common Stock
Credit Suisse Securities (Europe) Limited	17-Dec-2015	Refer to Annexure F of Notice	Stock returned under OSLA	-870,000 Common Stock
Credit Suisse Securities (Europe) Limited	18-Dec-2015	Refer to Annexure F of Notice	Stock returned under OSLA	-729,000 Common Stock
Credit Suisse Securities (Europe) Limited	18-Dec-2015	Refer to Annexure F of Notice	Stock borrowed under OSLA	490,000 Common Stock
Credit Suisse Securities (Europe) Limited	22-Dec-2015	Refer to Annexure F of Notice	Stock returned under OSLA	-490,000 Common Stock
Credit Suisse Securities (Europe) Limited	06-Jan-2016	Refer to Annexure F of Notice	Stock borrowed under OSLA	500,000 Common Stock
Credit Suisse Securities (Europe) Limited	01-Feb-2016	Refer to Annexure F of Notice	Stock returned under OSLA	-42,020 Common Stock
Credit Suisse Securities (Europe) Limited	03-Feb-2016	Refer to Annexure F of Notice	Stock returned under OSLA	-360,613 Common Stock
Credit Suisse Securities (Europe) Limited	05-Feb-2016	Refer to Annexure F of Notice	Stock returned under OSLA	-71,696 Common Stock
Credit Suisse Securities (Europe) Limited	05-Feb-2016	Refer to Annexure F of Notice	Stock returned under OSLA	-25,671 Common Stock
Credit Suisse Securities (Europe) Limited	18-Feb-2016	Refer to Annexure F of Notice	Stock returned under OSLA	-70,000 Common Stock
Credit Suisse Securities (Europe) Limited	29-Feb-2016	Refer to Annexure F of Notice	Stock borrowed under Prime brokerage agreement	512,000 Common Stock
Credit Suisse Securities (Europe) Limited	02-Mar-2016	Refer to Annexure F of Notice	Stock returned under Prime brokerage agreement	-506,283 Common Stock
Credit Suisse Securities (Europe) Limited	07-Mar-2016	Refer to Annexure F of Notice	Stock returned under Prime brokerage agreement	-5,717 Common Stock
Credit Suisse Securities (Europe) Limited	07-Mar-2016	Refer to Annexure F of Notice	Stock borrowed under Prime brokerage agreement	754,000 Common Stock
Credit Suisse Securities (Europe) Limited	09-Mar-2016	Refer to Annexure F of Notice	Stock returned under Prime brokerage agreement	-5,717 Common Stock
Credit Suisse Securities (Europe) Limited	09-Mar-2016	Refer to Annexure F of Notice	Stock returned under OSLA	-159,604 Common Stock
Credit Suisse Securities (Europe) Limited	09-Mar-2016	Refer to Annexure F of Notice	Stock returned under Prime brokerage agreement	-739,183 Common Stock
Credit Suisse Securities (Europe) Limited	09-Mar-2016	Refer to Annexure F of Notice	Stock borrowed under Prime brokerage agreement	746,000 Common Stock

Credit Suisse Securities (Europe) Limited	11-Mar-2016	Refer to Annexure F of Notice	Stock returned under Prime brokerage agreement	-14,817 Common Stock
Credit Suisse Securities (Europe) Limited	11-Mar-2016	Refer to Annexure F of Notice	Stock returned under Prime brokerage agreement	-723,304 Common Stock
Credit Suisse Securities (Europe) Limited	11-Mar-2016	Refer to Annexure F of Notice	Stock returned under Prime brokerage agreement	-16,979 Common Stock
Credit Suisse Securities (Europe) Limited	11-Mar-2016	Refer to Annexure F of Notice	Stock borrowed under Prime brokerage agreement	16,979 Common Stock
Credit Suisse Securities (USA) LLC	09-Dec-2015	Refer to Annexure F of Notice	Stock returned under OSLA	-306,758 Common Stock
Credit Suisse Securities (USA) LLC	16-Dec-2015	Refer to Annexure F of Notice	Stock returned under OSLA	-2,097,350 Common Stock
Credit Suisse Securities (USA) LLC	16-Dec-2015	Refer to Annexure F of Notice	Stock borrowed under OSLA	150,000 Common Stock
Credit Suisse Securities (USA) LLC	22-Dec-2015	Refer to Annexure F of Notice	Stock returned under OSLA	-152,923 Common Stock
Credit Suisse Securities (USA) LLC	31-Dec-2015	Refer to Annexure F of Notice	Stock borrowed under OSLA	1,700,000 Common Stock
Credit Suisse Securities (USA) LLC	08-Jan-2016	Refer to Annexure F of Notice	Stock returned under OSLA	-948,744 Common Stock
Credit Suisse Securities (USA) LLC	14-Jan-2016	Refer to Annexure F of Notice	Stock returned under OSLA	-751,256 Common Stock
Credit Suisse Securities (USA) LLC	27-Jan-2016	Refer to Annexure F of Notice	Stock returned under OSLA	-1,192,194 Common Stock
Credit Suisse Securities (USA) LLC	05-Feb-2016	Refer to Annexure F of Notice	Stock returned under OSLA	-142,731 Common Stock
Credit Suisse Securities (USA) LLC	05-Feb-2016	Refer to Annexure F of Notice	Stock returned under OSLA	-210,456 Common Stock
Credit Suisse Securities (USA) LLC	05-Feb-2016	Refer to Annexure F of Notice	Stock returned under OSLA	-500,000 Common Stock
Credit Suisse Securities (USA) LLC	05-Feb-2016	Refer to Annexure F of Notice	Stock returned under OSLA	-135,000 Common Stock
Credit Suisse Securities (USA) LLC	05-Feb-2016	Refer to Annexure F of Notice	Stock returned under OSLA	-292,242 Common Stock
Credit Suisse Securities (USA) LLC	05-Feb-2016	Refer to Annexure F of Notice	Stock returned under OSLA	-103,005 Common Stock
Credit Suisse Securities (USA) LLC	05-Feb-2016	Refer to Annexure F of Notice	Stock returned under OSLA	-100,000 Common Stock
Credit Suisse Securities (USA) LLC	05-Feb-2016	Refer to Annexure F of Notice	Stock returned under OSLA	-346,679 Common Stock

Credit Suisse Securities (USA) LLC	05-Feb-2016	Refer to Annexure F of Notice	Stock returned under OSLA	-233,339 Common Stock
Credit Suisse Securities (USA) LLC	05-Feb-2016	Refer to Annexure F of Notice	Stock returned under OSLA	-150,000 Common Stock
CSAL	Please refer to Annexure B			

This is Annexure "C" referred to in the Form 603 "Notice of initial substantial holder"

## Signature

Credit Suisse Holdings (Australia) Limited (ACN 008 496 713)

print name Sarah Culham capacity Company Secretary

sign here

date 15-Mar-2016



## Annexure "D"

### 6. Associates

The reasons the persons named in paragraph 3 above are associates of the substantial holder are as follows:

Name and ACN/ARSN (if applicable)	Nature of association
Credit Suisse Equities (Australia) Limited (ACN 068 232 708)	Controlled body corporate.
Credit Suisse (Hong Kong) Limited	Controlled body corporate.
Credit Suisse International (ARBN 062787106)	Controlled body corporate.
Credit Suisse Securities (USA) LLC	Controlled body corporate.
Credit Suisse Securities (Europe) Limited (ARBN 099554131)	Controlled body corporate.
Credit Suisse Funds AG	Controlled body corporate.
Credit Suisse (Australia) Limited (ACN: 008 496 713)	Controlled body corporate.
Credit Suisse Group AG and its affiliates listed in Annexure A.	Controlled bodies corporate.

This is Annexure "D" referred to in the Form 603 "Notice of initial substantial holder"

**Signature**

Credit Suisse Holdings (Australia) Limited (ACN 008 496 713)

print name

Sarah Culham

capacity

Company Secretary

sign here

date

15-Mar-2016





## Annexure "E"

### 7. Addresses

The addresses of persons named in this form are as follows:

Name	Address
Credit Suisse Holdings (Australia) Limited (ACN 008 496 713)	Level 31, Gateway, 1 Macquarie Place, Sydney NSW 2000, Australia
Credit Suisse Fourth Nominees Pty Limited (ACN 069 126 432)	Level 31, Gateway, 1 Macquarie Place, Sydney NSW 2000, Australia
Credit Suisse Equities (Australia) Limited (ACN 068 232 708)	Level 31, Gateway, 1 Macquarie Place, Sydney NSW 2000, Australia
Credit Suisse (Hong Kong) Limited	Level 21, International Commerce Centre, 1 Austin Road West, Kowloon, Hong Kong
Credit Suisse International (ARBN 062787106)	One Cabot Square, London, E14 4QJ
Credit Suisse Securities (USA) LLC	11 Madison Avenue, New York, New York 10010, New York 10010
Credit Suisse Securities (Europe) Limited (ARBN 099554131)	One Cabot Square, London, E14 4QJ
Credit Suisse Funds AG	Giesshübelstrasse 30, Zurich, 8045

This is Annexure "E" referred to in the Form 603 "Notice of initial substantial holder"

### Signature

Credit Suisse Holdings (Australia) Limited (ACN 008 496 713)

print name Sarah Culham capacity Company Secretary

sign here

date 15-Mar-2016



## Annexure "F"

This is Annexure "F" referred to in the Form 603 "Notice of initial substantial holder"

---

### Signature

Credit Suisse Holdings (Australia) Limited (ACN 008 496 713)

print name

Sarah Culham


capacity

Company Secretary

sign here

date

15-Mar-2016



**Prescribed information****Schedule**

Type of agreement	Overseas Securities Lending Agreement
Parties to agreement	Credit Suisse Securities (Europe) Limited and Citibank NA – Kuwait Investment Authority
Transfer date	09-Mar-2016
Holder of voting rights	Borrower
Are there any restrictions on voting rights?	No
If yes, detail	N/A
Scheduled return date (if any)	N/A
Does the borrower have the right to return early?	Yes
If yes, detail	At Will
Does the lender have the right to recall early?	Yes
If yes, detail	With 4 business days prior notice.
Will the securities be returned on settlement?	Yes
If yes, detail any exceptions	If an event of default occurs in respect of either the lender or the borrower, the obligation of the borrower to deliver the securities to the lender will be netted off against the obligation of the lender to return securities or cash held by the lender as collateral.

**Prescribed information****Schedule**

Type of agreement	Overseas Securities Lending Agreement
Parties to agreement	Credit Suisse (Europe) Limited and State Street Bank and Trust Company
Transfer date	05-Feb-2016
Holder of voting rights	Borrower
Are there any restrictions on voting rights?	No
If yes, detail	N/A
Scheduled return date (if any)	N/A
Does the borrower have the right to return early?	Yes
If yes, detail	At Will
Does the lender have the right to recall early?	Yes
If yes, detail	With 4 business days prior notice.
Will the securities be returned on settlement?	Yes
If yes, detail any exceptions	If an event of default occurs in respect of either the lender or the borrower, the obligation of the borrower to deliver the securities to the lender will be netted off against the obligation of the lender to return securities or cash held by the lender as collateral.

**Prescribed information****Schedule**

Type of agreement	Overseas Securities Lending Agreement
Parties to agreement	Credit Suisse (Europe) Limited and Bank of New York Mellon
Transfer date	18-Feb-2016
Holder of voting rights	Borrower
Are there any restrictions on voting rights?	No
If yes, detail	N/A
Scheduled return date (if any)	N/A
Does the borrower have the right to return early?	Yes
If yes, detail	At Will
Does the lender have the right to recall early?	Yes
If yes, detail	With 4 business days prior notice.
Will the securities be returned on settlement?	Yes
If yes, detail any exceptions	If an event of default occurs in respect of either the lender or the borrower, the obligation of the borrower to deliver the securities to the lender will be netted off against the obligation of the lender to return securities or cash held by the lender as collateral.

**Prescribed information****Schedule**

Type of agreement	Overseas Securities Lending Agreement
Parties to agreement	Credit Suisse Securities (Europe) Limited and HSBC A/C City of Bradford Metropolitan District Co, London
Transfer date	17-Dec-2015
Holder of voting rights	Borrower
Are there any restrictions on voting rights?	No
If yes, detail	N/A
Scheduled return date (if any)	N/A
Does the borrower have the right to return early?	Yes
If yes, detail	At Will
Does the lender have the right to recall early?	Yes
If yes, detail	With 4 business days prior notice.
Will the securities be returned on settlement?	Yes
If yes, detail any exceptions	If an event of default occurs in respect of either the lender or the borrower, the obligation of the borrower to deliver the securities to the lender will be netted off against the obligation of the lender to return securities or cash held by the lender as collateral.

**Prescribed information****Schedule**

Type of agreement	Master Prime Brokerage Securities Lending Agreement
Parties to agreement	Credit Suisse Securities (Europe) Limited and Integrated Core Strat (ASIA)
Transfer date	11-Mar-2016
Holder of voting rights	Borrower
Are there any restrictions on voting rights?	Yes
If yes, detail	Voting rights to be exercised in accordance with lender's instructions provided such instructions are received 5 days prior.
Scheduled return date (if any)	N/A
Does the borrower have the right to return early?	Yes
If yes, detail	At Will
Does the lender have the right to recall early?	Yes
If yes, detail	With 4 days prior written notice.
Will the securities be returned on settlement?	Yes
If yes, detail any exceptions	If an event of default occurs in respect of either the lender or the borrower, the obligation of the borrower to deliver the securities to the lender will be netted off against the obligation of the lender to return securities or cash held by the lender as collateral.

**Prescribed information****Schedule**

Type of agreement	Master Prime Brokerage Securities Lending Agreement
Parties to agreement	Credit Suisse Securities (Europe) Limited and Method Capital Limited
Transfer date	11-Mar-2016
Holder of voting rights	Borrower
Are there any restrictions on voting rights?	Yes
If yes, detail	Voting rights to be exercised in accordance with lender's instructions provided such instructions are received 5 days prior.
Scheduled return date (if any)	N/A
Does the borrower have the right to return early?	Yes
If yes, detail	At Will
Does the lender have the right to recall early?	Yes
If yes, detail	With 4 days prior written notice.
Will the securities be returned on settlement?	Yes
If yes, detail any exceptions	If an event of default occurs in respect of either the lender or the borrower, the obligation of the borrower to deliver the securities to the lender will be netted off against the obligation of the lender to return securities or cash held by the lender as collateral.



**Prescribed information****Schedule**

Type of agreement	Overseas Securities Lending Agreement
Parties to agreement	Credit Suisse Securities (USA) LLC Limited and Goldman Sachs Agency Lending.
Transfer date	05-Feb-2016
Holder of voting rights	Borrower
Are there any restrictions on voting rights?	No
If yes, detail	N/A
Scheduled return date (if any)	N/A
Does the borrower have the right to return early?	Yes
If yes, detail	At Will
Does the lender have the right to recall early?	Yes
If yes, detail	With 4 business days prior notice.
Will the securities be returned on settlement?	Yes
If yes, detail any exceptions	If an event of default occurs in respect of either the lender or the borrower, the obligation of the borrower to deliver the securities to the lender will be netted off against the obligation of the lender to return securities or cash held by the lender as collateral.

**Prescribed information****Schedule**

Type of agreement	Overseas Securities Lending Agreement
Parties to agreement	Credit Suisse Securities (USA) LLC Limited and Brown Brothers International
Transfer date	05-Feb-2016
Holder of voting rights	Borrower
Are there any restrictions on voting rights?	No
If yes, detail	N/A
Scheduled return date (if any)	N/A
Does the borrower have the right to return early?	Yes
If yes, detail	With 4 business days prior notice, unless Borrower and Lender agree to the contrary.
Does the lender have the right to recall early?	Yes
If yes, detail	With 4 business days prior notice.
Will the securities be returned on settlement?	Yes
If yes, detail any exceptions	If an event of default occurs in respect of either the lender or the borrower, the obligation of the borrower to deliver the securities to the lender will be netted off against the obligation of the lender to return securities or cash held by the lender as collateral.

**Prescribed information****Schedule**

Type of agreement	Overseas Securities Lending Agreement
Parties to agreement	Credit Suisse Securities (USA) LLC Limited and The Bank of New York Mellon
Transfer date	05-Feb-2016
Holder of voting rights	Borrower
Are there any restrictions on voting rights?	No
If yes, detail	N/A
Scheduled return date (if any)	N/A
Does the borrower have the right to return early?	Yes
If yes, detail	At Will, unless Borrower and Lender agree to the contrary.
Does the lender have the right to recall early?	Yes
If yes, detail	With 4 business days prior notice.
Will the securities be returned on settlement?	Yes
If yes, detail any exceptions	If an event of default occurs in respect of either the lender or the borrower, the obligation of the borrower to deliver the securities to the lender will be netted off against the obligation of the lender to return securities or cash held by the lender as collateral.

**Prescribed information****Schedule**

Type of agreement	Overseas Securities Lending Agreement
Parties to agreement	Credit Suisse Securities (USA) LLC Limited and Deutsche Bank AG NY Agency Lending
Transfer date	05-Feb-2015
Holder of voting rights	Borrower
Are there any restrictions on voting rights?	Yes
If yes, detail	Voting rights to be exercised in accordance with lender's instructions provided such instructions are received 7 days prior
Scheduled return date (if any)	N/A
Does the borrower have the right to return early?	Yes
If yes, detail	Early return is subject to the lender's acceptance
Does the lender have the right to recall early?	Yes
If yes, detail	With 4 business days prior notice.
Will the securities be returned on settlement?	Yes
If yes, detail any exceptions	If an event of default occurs in respect of either the lender or the borrower, the obligation of the borrower to deliver the securities to the lender will be netted off against the obligation of the lender to return securities or cash held by the lender as collateral.

**Prescribed information****Schedule**

Type of agreement	Overseas Securities Lending Agreement
Parties to agreement	Credit Suisse Securities (USA) LLC Limited and State Street Bank and Trust and Company
Transfer date	05-Feb-2016
Holder of voting rights	Borrower
Are there any restrictions on voting rights?	No
If yes, detail	N/A
Scheduled return date (if any)	N/A
Does the borrower have the right to return early?	Yes
If yes, detail	At Will
Does the lender have the right to recall early?	Yes
If yes, detail	Next Business day.
Will the securities be returned on settlement?	Yes
If yes, detail any exceptions	If an event of default occurs in respect of either the lender or the borrower, the obligation of the borrower to deliver the securities to the lender will be netted off against the obligation of the lender to return securities or cash held by the lender as collateral.


Annexure "G"

Block Trade Agreement

This is Annexure "G" referred to in the Form 603 "Notice of initial substantial holder"

**Signature**

Credit Suisse Holdings (Australia) Limited (ACN 008 496 713)

print name	Sarah Culham	capacity	Company Secretary
sign here		date	15-Mar-2016

11 March 2016

Newmont Capital Pty Ltd  
Level 1  
388 Hay Street  
Subiaco WA 6008

Newmont Australia Holdings Pty Ltd  
Level 1  
388 Hay Street  
Subiaco WA 6008

Dear Sir/Madam

## **Sale of Shares in Regis Resources Ltd**

### **1 Introduction**

Newmont Capital Pty Ltd (the "**Vendor**") is the owner of 97,212,729 fully paid ordinary shares ("**Sale Shares**") in Regis Resources Ltd (ABN 28 009 174 761) (ASX:RRL) (the "**Company**").

This Agreement sets out the terms and conditions upon which the Vendor engages Credit Suisse (Australia) Limited (ABN 94 007 016 300) ("**Lead Manager**") to dispose of the Sale Shares (the "**Sale**") and the Lead Manager agrees to procure the disposal of the Sale Shares, subject to clause 2, in accordance with the terms of this Agreement. Pursuant to clause 10 of this agreement, Newmont Australia Holdings Pty Ltd ("**Guarantor**") will act as guarantor for the Vendor.

### **2 Sale of shares**

2.1 **Sale.** The Vendor agrees to sell the Sale Shares and the Lead Manager agrees to:

- (a) manage the sale of the Sale Shares by procuring purchasers for the Sale Shares at the price of \$2.51 per Sale Share ("**Sale Price**"). Purchasers may include the Lead Manager's related bodies corporate and Affiliates (as defined in clause 14.8) and may be determined by the Lead Manager in its absolute discretion provided that the identities of the purchasers satisfy, and the offers to them comply with, the requirements of clause 2.7; and
- (b) underwrite the sale of the Sale Shares by, subject to clause 2.4, purchasing at the Sale Price per Sale Share those of the Sale Shares which have not, as at 7.00pm on the date of this Agreement (or such other time as the parties agree in writing), been purchased by third party purchasers (or the Lead Manager's related bodies corporate or Affiliates) in accordance with clause 2.1(a),

in accordance with the terms of this Agreement.

- 2.2 **Timetable.** The Vendor and the Lead Manager must conduct the Sale in accordance with the timetable set out in Schedule 1 (the "**Timetable**") (unless the parties consent in writing to a variation).
- 2.3 **Account Opening.** On the date of this Agreement the Lead Manager or its nominated affiliate will (where relevant) open an account in the name of the Vendor in accordance with its usual practice, and do all such things necessary to enable it to act as Lead Manager to sell the Sale Shares in accordance with this Agreement.
- 2.4 **Principal Shares.** In the event that the number of Sale Shares which the Lead Manager (or its related bodies corporate or Affiliates) would be required to acquire under clause 2.1(b) would exceed the maximum number of the Sale Shares that can be acquired by the Lead Manager without the Lead Manager or any of its Affiliates or related bodies corporate being obliged to notify the Treasurer of Australia under section 81 of the *Foreign Acquisition and Takeovers Act 1975* (Cth) (taking into account the number of securities in the Company already held by the Lead Manager and its Affiliates and related bodies corporate (if any)), then the obligation of the Lead Manager under clause 2.1(b) will only be to acquire the maximum number of Sale Shares that can be acquired by the Lead Manager without the foregoing applying ("**Principal Shares**") and pay the Sale Price for the Principal Shares ("**Principal Amount**") to the Vendor. The Sale Shares less the Principal Shares will be the "**Agency Shares**". The parties acknowledge that the Lead Manager does not acquire any interest in the Agency Shares (if any), or any rights (by way of security or otherwise) in respect of them except to act as agent (in the ordinary course of its financial services business) for their sale.
- 2.5 **Agency Shares.** In the event that clause 2.4 applies then the Lead Manager is instructed to sell, as soon as reasonably practicable but in any event by no later than 7.00pm on the date which is three months after the date of this Agreement ("**End Date**"), as agent for the Vendor in the ordinary course of the Lead Manager's financial services business, the Agency Shares. At the same time as the Lead Manager makes the payment of the Principal Amount to the Vendor under clause 2.4, it must also advance to the Vendor, an amount equal to the number of Agency Shares multiplied by the Sale Price ("**Advance Amount**"). No interest will be payable on the Advance Amount. The Vendor is not required to repay the Advance Amount other than from, and to the extent that it receives, the proceeds of sale of the Agency Shares (net of the fees (if any) agreed by the parties to be payable in respect of the particular Agency Shares). The outstanding Advance Amount will not be repayable in any circumstances in respect of Agency Shares not sold by the End Date and the agency will terminate at that time or at such earlier time when all Agency Shares have been sold. If the Vendor receives a dividend or other distribution on an Agency Share prior to the End Date, where that dividend or distribution was announced after the date of this Agreement, then the Vendor must pay the after-tax amount of the receipt to the Lead Manager in reduction of the Advance Amount applicable to the Agency Share. The extinguishment of the Vendor's requirement to repay the Advance Amount, except as expressly provided above, is unconditional and survives the termination of this Agreement.
- 2.6 **Indemnity for Agency Shares.** The Lead Manager must indemnify the Vendor for any shortfall between the actual price received for each Agency Share sold (if any) as agent and the Sale Price. The Lead Manager will automatically apply any amount due under the indemnity in this clause 2.6 against repayment by the Vendor of the Advance Amount relating to an Agency Share on receipt of the proceeds of sale of the applicable Agency Share.
- 2.7 **Manner of Sale.** The Lead Manager will conduct the Sale by way of an offer only:
- (a) if in Australia, to persons who do not need disclosure under Part 6D.2 of the Corporations Act 2001 (Cth) ("**Corporations Act**");



- (b) if in the United States, to (i) persons that the Lead Manager reasonably believes are "Qualified Institutional Buyers" as defined in Rule 144A under the U.S. Securities Act of 1933, as amended ("**U.S. Securities Act**") ("**QIBs**") in transactions exempt from the registration requirements of the U.S. Securities Act pursuant to Rule 144A under the U.S. Securities Act ("**Rule 144A**"); or (ii) dealers or other professional fiduciaries organised, incorporated or (if an individual) resident in the United States that are acting for an account (other than an estate or trust) held for the benefit or account of persons that are not "U.S. persons" (as defined in Rule 902(k) under the U.S. Securities Act) ("**U.S. Persons**") for which they have, and are exercising, investment discretion, within the meaning of Rule 902(k)(2)(i) of Regulation S ("**Eligible U.S. Fund Manager**"), in reliance on, Regulation S under the U.S. Securities Act ("**Regulation S**"); and
- (c) if outside Australia, to persons whom offers for sale of securities may lawfully be made without requiring the preparation, delivery, lodgement or filing of any prospectus or other disclosure document or any other lodgement, registration or filing with, or approval by, a government agency (other than any such requirement with which the Vendor, in its sole and absolute discretion, is willing to comply), as determined by agreement by the Vendor and the Lead Manager,

provided that any Agency Shares may only be offered and sold in "offshore transactions" (as defined in Rule 902(h) under the U.S. Securities Act), in reliance on Regulation S, including in regular brokered transactions on the ASX where neither the seller nor any person acting on its behalf knows, or has reason to know, that the sale has been pre-arranged with or the purchaser is, a person in the United States.

### 3 Settlement

- 3.1 **Sale and Settlement Dates.** The Lead Manager shall purchase or procure the purchase of the Sale Shares (other than the Agency Shares, if any) on the Trade Date (as defined in the Timetable in Schedule 1), by way of one or more special crossings (in accordance with the ASX Operating Rules) at the Sale Price, with settlement to follow on a T+2 basis in accordance with the ASX Settlement Operating Rules ("**Settlement Date**"). The sale of the Agency Shares, if any, will be effected in accordance with the ASX Settlement Operating Rules, with settlement to follow on a T+2 basis.

3.2 **Payment for Sale Shares.**

By 3.00pm on the Settlement Date, the Lead Manager must pay or procure the payment to the Vendor, or as the Vendor directs, of an amount equal to:

- (a) the Sale Price multiplied by the number of Sale Shares; less
- (b) any fees payable under clause 4; less
- (c) any GST payable under clause 5,

by transfer to the Vendor's account for value (in cleared funds) against delivery of the Sale Shares (excluding the Agency Shares, if any) being sold by the Vendor.

- 3.3 **Obligations cease.** The Lead Manager's obligations under this Agreement cease on the first to occur of:

- (a) payment of the purchase monies to the Vendor (or its nominee) in accordance with clause 3.2 ("**Completion**") (where there are no Agency Shares);
- (b) the agency coming to an end in accordance with clause 2.5 (where applicable); and

- (c) the date on which the Lead Manager terminates the Agreement in accordance with clause 8.

#### **4 Fees**

In consideration of performing its obligations under this Agreement (including, without limitation, its obligations under clause 2.6) the Lead Manager shall be entitled to such fees as the parties agree in writing.

#### **5 GST**

- 5.1 **GST.** Any fees which the parties agree to be payable to the Lead Manager and any other amounts payable to the Lead Manager under this Agreement are to be agreed and calculated to be exclusive of GST.
- 5.2 **Tax Invoice.** If any supply made under this Agreement is a taxable supply, the entity making the taxable supply ("**Supplier**") must issue a valid tax invoice to the party providing the consideration for that taxable supply ("**Recipient**"). The tax invoice issued by the Supplier must comply with the GST law and set out in detail the nature of the taxable supply, the consideration attributable to the taxable supply, the amount of GST payable by the Supplier in connection with the taxable supply and any other details reasonably requested by the Recipient. The GST amount means, in relation to a taxable supply, the amount of GST for which the Supplier is liable in respect of the taxable supply ("**GST Amount**").
- 5.3 **Timing of Payment.** Subject to the receipt of a tax invoice, the Recipient must pay the GST Amount in connection with a taxable supply at the same time that the Recipient must provide the consideration for that taxable supply (under the other provisions of this Agreement), or if later, within 5 business days of the Recipient receiving a tax invoice for that taxable supply.
- 5.4 **Defined Terms.** The references to "GST" and other terms used in this clause 5 (except Recipient and GST Amount) have the meanings given to those terms by the A New Tax System (Goods and Services Tax) Act 1999 (as amended from time to time). However, any part of a supply that is treated as a separate supply for GST purposes (including attributing GST payable to tax periods) will be treated as a separate supply for the purposes of this clause 5.
- 5.5 **References.** A reference to something done (including a supply made) by a party includes a reference to something done by any entity through which that party acts.

#### **6 Undertakings**

- 6.1 **Restricted Activities.** The Vendor undertakes to:
  - (a) not, prior to settlement on the Settlement Date commit, be involved in or acquiesce in any activity which breaches:
    - (i) the Corporations Act and any other applicable laws;
    - (ii) its constitution (if applicable);
    - (iii) the ASX Listing Rules and ASX Operating Rules; or
    - (iv) any legally binding requirement of ASIC or the ASX,in circumstances where that breach may adversely impact the Sale; and
  - (b) promptly notify the Lead Manager of any material breach of any warranty or undertaking given by it under this Agreement,

each of these undertakings being material terms of this Agreement.

## **7 Representations and Warranties**

**7.1 Representations and warranties by the Vendor.** As at the date of this Agreement and on each day until and including the Settlement Date (or for so long as there are any Agency Shares), the Vendor represents and warrants to the Lead Manager that each of the following statements is true, accurate and not misleading.

- (a) **(body corporate)** where it is a body corporate, it is a body corporate validly existing and duly established under the laws of its place of incorporation;
- (b) **(capacity)** it has full legal capacity and power to enter into this Agreement and to carry out the transactions that this Agreement contemplates;
- (c) **(authority)** it has taken all corporate action that is necessary or desirable to authorise its entry into this Agreement and its carrying out of the transactions that this Agreement contemplates;
- (d) **(share trading policy)** if applicable, it has procured the consent of the board of directors to the sale of the Sale Shares under the Company's share trading policy;
- (e) **(agreement effective)** this Agreement constitutes a legal, valid and binding obligation, enforceable against it in accordance with its terms;
- (f) **(ownership, encumbrances)** it is the registered holder and sole legal and beneficial owner of the Sale Shares. The Vendor will transfer the full legal and beneficial ownership of the Sale Shares free and clear of all liens, charges, security interests, claims, equities and pre-emptive rights, subject to registration of the transferee(s) in the register of shareholders of the Company;
- (g) **(Sale Shares)** the Sale Shares rank equally in all respects with all other outstanding ordinary shares of the Company, including their entitlement to dividends, and may be offered for sale on the financial market operated by ASX without disclosure to investors under Part 6D.2 of the Corporations Act;
- (h) **(power to sell)** it has the corporate authority (where applicable) and power to sell the Sale Shares under this Agreement and no person has a conflicting right, whether contingent or otherwise, to purchase or to be offered for purchase any of the Sale Shares;
- (i) **(legal advice)** it has (to the extent it deems necessary) taken independent legal advice with respect to the Sale, and the warranties, representations and undertakings made in this Agreement, and all such applicable laws and regulations as it has, with the benefit of such independent legal advice, determined is necessary to evaluate its position with respect to the Sale and this Agreement;
- (j) **(no short selling)** it has a presently exercisable and unconditional right to vest the Sale Shares in a buyer as contemplated by section 1020B(2) of the Corporations Act.
- (k) **(financial and taxation advice)** it has (to the extent it deems necessary) taken independent financial and taxation advice in connection with the Sale and any associated transactions and acknowledges that nothing in this Agreement or any other action taken by the Lead Manager in connection with this Agreement constitutes a securities recommendation, financial product advice or personal investment advice and that the Lead Manager has not provided any such advice nor had regard to the Vendor's particular objectives, financial situation and needs;

- (l) **(investor status)** it is a “wholesale client” under section 761G of the Corporations Act;
- (m) **(no breach of laws)** the execution, delivery and performance of this agreement by it will not infringe any laws or any listing rule of the ASX and will not result in a breach of the Company’s constitution or any instrument or agreement to which the Vendor is a party or by which it is bound (including, for the avoidance of doubt, the Company’s share trading policy);
- (n) **(no insider trading offence)** it does not have any non-public information or information that is not generally available, that can reasonably be expected to have a material effect on the price or value of the Company’s securities, and the sale of the Sale Shares will not constitute a violation by the Vendor of, and the Vendor does not have any information that would cause the Lead Manager to violate, applicable insider trading laws;
- (o) **(no adverse information)** the sale of the Sale Shares is not being made as a result of any adverse information concerning the Company or any of its subsidiaries which is not public;
- (p) **(information)** all information provided by or on behalf of the Vendor to the Lead Manager, whether verbally or in writing, in relation to the Sale is true and correct in all material respects and not misleading or deceptive whether by omission or otherwise;
- (q) **(no directed selling efforts)** with respect to any Sale Shares sold in reliance on Regulation S, neither it nor any of its Affiliates, or any person acting on behalf of any of them (other than the Lead Manager, its Affiliates and any person acting on behalf of any of them, as to whom the Vendor makes no representation) has engaged or will engage in any “directed selling efforts” (as that term is defined in Regulation 902(c) under the U.S. Securities Act);
- (r) **(no integrated offers)** neither it nor any of its Affiliates, or any person acting on behalf of any of them (other than the Lead Manager, its Affiliates or any person acting on behalf of any of them, as to whom no representation or warranty is made), has solicited any offer to buy, offered to sell or sold, and none of them will solicit any offer to buy, offer to sell or sell, in the United States any security which could be integrated with the sale of the Sale Shares in a manner that would require the offer and sale of the Sale Shares to be registered under the U.S. Securities Act;
- (s) **(no registration required)** subject to compliance by the Lead Manager with its obligations under paragraphs (f), (g) and (i) of clause 7.2, it is not necessary in connection with the offer, sale and delivery of the Sale Shares to register under the U.S. Securities Act the initial offer, sale and delivery of the Sale Shares, or the initial resale of any Sale Shares on the Settlement Date by the Lead Manager pursuant to its obligations under this Agreement, in each case in the manner contemplated in this Agreement, it being understood that the Vendor makes no representation or warranty about any subsequent resale of the Sale Shares under the U.S. Securities Act;
- (t) **(not an investment company)** it reasonably believes the Company is not, and immediately after giving effect to the offering and sale of the Sale Shares will not be, required to register as an “investment company” under U.S. Investment Company Act of 1940;
- (u) **(144A eligibility)** it reasonably believes the Sale Securities are eligible for resale pursuant to Rule 144A and are not of the same class as securities listed on a national securities exchange registered under Section 6 of the U.S. Securities Exchange Act of 1934, as amended (the “**Exchange Act**”) or quoted in a U.S. automated interdealer quotation system;

- (v) **(Rule 12g3-2(b) status)** it reasonably believes the Company is exempt from reporting under Section 13 or 15(d) of the Exchange Act pursuant to Rule 12g3-2(b) thereunder;
- (w) **(no stabilisation or manipulation)** neither it nor any of its Affiliates has taken or will take, directly or indirectly, any action designed to, or that might reasonably be expected to, cause or result in the stabilisation or manipulation of the price of the Company's securities in violation of any applicable law; and
- (x) **(foreign private issuer and no substantial U.S. market interest)** it reasonably believes the Company is a "foreign private issuer" (as defined in rule 405 under the U.S. Securities Act) and it reasonably believes there is no "substantial U.S. market interest" (as defined in Rule 902(j) under the U.S. Securities Act) in the Sale Shares or any security of the same class or series as the Sale Shares.

For the purposes of the representations and warranties of the Vendor above, for the avoidance of doubt and without implying otherwise, the term "Affiliate" does not include the Company or any of its subsidiaries.

**7.2 Representations and warranties of the Lead Manager.** As at the date of this Agreement and on each day until and including the Settlement Date (or for so long as there are any Agency Shares), the Lead Manager represents to the Vendor that each of the following statements is correct.

- (a) **(body corporate)** it is a body corporate validly existing and duly incorporated under the laws of its place of incorporation;
- (b) **(capacity)** it has full legal capacity and power to enter into this Agreement and to carry out the transactions that this Agreement contemplates;
- (c) **(authority)** it has taken, or will have taken by the time required, all corporate action that is necessary or desirable to authorise its entry into this Agreement and its carrying out of the transactions that this Agreement contemplates;
- (d) **(agreement effective)** this Agreement constitutes its legal, valid and binding obligation, enforceable against it in accordance with its terms;
- (e) **(licences)** it holds all licences, permits and authorities necessary for it to fulfill its obligations under this Agreement and has complied with the terms and conditions of the same in all material respects;
- (f) **(no directed selling efforts)** with respect to any Sale Shares sold in reliance on Regulation S, neither it nor any of its affiliates, or any person acting on behalf of any of them has engaged or will engage in any "directed selling efforts" (as that term is defined in Regulation 902(c) under the U.S. Securities Act);
- (g) **(no registration)** it acknowledges that the Sale Shares have not been and will not be registered under the U.S. Securities Act and may not be offered or sold in the United States except pursuant to an exemption from, or in a transaction not subject to, the registration requirements of the U.S. Securities Act and applicable United States state securities laws and it, its Affiliates and any person acting on behalf of any of them has offered and sold the Sale Shares, and will offer and sell the Sale Shares:
  - (i) in the United States, solely to (A) persons that it reasonably believes to be QIBs in transactions exempt from the registration requirements of the U.S. Securities Act pursuant to Rule 144A thereunder, or (B) Eligible U.S. Fund Managers, in reliance on Regulation S; and

- (ii) outside the United States in “offshore transactions” (as defined in Rule 902(h) under the U.S. Securities Act) in reliance on Regulation S,
- (h) **(broker-dealer affiliates)** all offers and sales of the Sale Shares in the United States by it and any of its Affiliates will be effected through its U.S. registered broker dealer Affiliate;
- (i) **(accredited investor or outside the United States)** it is an institutional accredited investor within the meaning of Rule 501(a)(1), (2), (3) or (7) under the U.S. Securities Act or it is not in the United States; and
- (j) **(no stabilisation or manipulation)** neither it, nor any of its Affiliates, nor any person acting on behalf of any of them, has taken or will take, directly or indirectly, any action designed to, or that would be expected to, cause or result in the stabilisation or manipulation of the price of the Sale Shares in violation of any applicable law,

provided that the Agency Shares may only be offered and sold in “offshore transactions” (as defined in Rule 902(h) under the U.S. Securities Act) in reliance on Regulation S, including in regular brokered transactions on the ASX where neither it nor any person acting on its behalf knows, or has reason to know, that the sale has been pre-arranged with, or the purchaser is, a person in the United States.

- 7.3 **Reliance.** Each party giving a representation and warranty acknowledges that the other parties have relied on the above representations and warranties in entering into this Agreement and will continue to rely on these representations and warranties in performing their obligations under this Agreement. The above representations and warranties continue in full force and effect notwithstanding completion of this Agreement.
- 7.4 **Notification.** Each party agrees that it will tell the other parties promptly upon becoming aware of any of the following occurring prior to the completion of the sale of the Sale Shares:
- (a) any material change affecting any of the foregoing representations and warranties; or
  - (b) any of the foregoing representations or warranties becoming materially untrue or materially incorrect.

## 8 Termination

- 8.1 **Right of termination.** If any of the following events occurs at any time during the Risk Period (as defined in clause 8.4), then the Lead Manager may terminate its obligations under this Agreement without cost or liability to itself at any time before the expiry of the Risk Period by giving written notice to the Vendor:
- (a) **ASX actions.** ASX does any of the following:
    - (i) announces that the Company will be removed from the official list of ASX or ordinary shares in the Company will be suspended from quotation;
    - (ii) removes the Company from the official list; or
    - (iii) suspends the trading of ordinary shares in the Company for any period of time (which, for the avoidance of doubt, does not include any trading halt granted at the request of the Company).
  - (b) **ASIC inquiry.** ASIC issues or threatens to issue proceedings in relation to the Sale or commences, or threatens to commence any inquiry or investigation in relation to the Sale.
  - (c) **Other termination events.** Subject to clause 8.2, any of the following occurs:

- (i) **Banking moratorium.** A general moratorium on commercial banking activities in Australia, United States or the United Kingdom is declared by the relevant central banking authority in any of those countries, or there is a material disruption in commercial banking or security settlement or clearance services in any of those countries.
- (ii) **Breach of Agreement.** The Vendor is in default of any of the terms and conditions of this Agreement or breaches any representation or warranty given or made by it under this Agreement.
- (iii) **Change in law.** There is introduced, or there is a public announcement of a proposal to introduce, into the Parliament of the Commonwealth of Australia or any State or Territory of Australia a new law, or the Government of Australia, any State or Territory of Australia, the Reserve Bank of Australia or any Minister or other governmental authority of Australia or any State or Territory of Australia, adopts or announces a proposal to adopt a new policy (other than a law or policy which has been announced before the date of this agreement).

8.2 **Materiality.** No event listed in clause 8.1(c) entitles the Lead Manager to exercise its termination rights unless, in the bona fide opinion of the Lead Manager, it:

- (a) has, or would reasonably be expected to have, a material adverse effect on:
  - (i) the willingness of persons to purchase the Sale Shares; or
  - (ii) the price at which ordinary shares in the Company are sold on the ASX; or
- (b) would reasonably be expected to give rise to a liability of the Lead Manager under the Corporations Act or any other applicable law.

8.3 **Effect of termination.** Where, in accordance with this clause 8, the Lead Manager terminates its obligations under this Agreement:

- (a) the obligations of the Lead Manager under this Agreement immediately end; and
- (b) any entitlements of the Lead Manager accrued under this Agreement, including the right to be indemnified, up to the date of termination survive.

8.4 **Risk Period.** For the purposes of this clause, the "**Risk Period**" means the period commencing on the execution of this Agreement and ending at the earlier of 10.00am on the Trade Date (as defined in the Timetable) and the time of allocations of Sale Shares to purchasers pursuant to clause 2 (or for so long as there are any Agency Shares).

## 9 Indemnity

9.1 The Vendor agrees with the Lead Manager that, subject to clause 9.2, it will keep the Lead Manager and its Related Bodies Corporate (as that term is defined in the Corporations Act) and Affiliates, and their respective directors, officers and employees ("**Indemnified Parties**") indemnified against any losses, damages, liabilities, costs, claims, actions and demands ("**Losses**") incurred or suffered, directly in connection with the Sale or this Agreement, including but not limited to any Losses incurred or made as a result of a breach of this Agreement by the Vendor or any breach of any of the above representations or warranties given by the Vendor, and will reimburse the Lead Manager for all reasonable out of pocket costs, charges and expenses which it may pay or incur in connection with investigating, disputing or defending any such action, demand or claim for which it is indemnified under this Agreement.

- 9.2 The indemnity in clause 9.1 does not extend to and is not to be taken as an indemnity against any Losses of an Indemnified Party to the extent any Losses:
- (a) result from the fraud, wilful misconduct or negligence of that Indemnified Party;
  - (b) constitute a penalty or fine which the Indemnified Party is required to pay for any contravention of any law;
  - (c) are Losses in respect of which this indemnity would be illegal, void or unenforceable under any applicable law; or
  - (d) comprise the payment the Lead Manager is required to make under clause 3.2.
- 9.3 The Vendor agrees that no claim (including any claim for indirect or consequential loss) may be made against any Indemnified Party and the Vendor unconditionally and irrevocably releases and discharges each Indemnified Party from any claim that may be made by it to recover from the Indemnified Parties any Losses suffered or incurred by the Vendor arising directly or indirectly as a result of the participation of that Indemnified Party in relation to the Sale, except for non-payment of the amount required under clause 3.2 or to the extent to which any Loss has resulted from the fraud, wilful misconduct or negligence of that Indemnified Party (other than to extent caused or contributed to by any default by the Vendor).
- 9.4 The Vendor must not settle any action, demand or claim to which the indemnity in clause 9.1 relates without the prior written consent of the Lead Manager (such consent not to be unreasonably withheld).
- 9.5 The indemnity in clause 9.1 is a continuing obligation, separate and independent from the other obligations of the parties under this Agreement and survives termination or completion of this Agreement. It is not necessary for a Lead Manager to incur expense or make payment before enforcing that indemnity.
- 9.6 The indemnity in clause 9.1 is granted to the Lead Manager both for itself and on trust for each of the Indemnified Parties.
- 10 Guarantee**
- 10.1 The Guarantor unconditionally and irrevocably guarantees to the Lead Manager (and in respect of the indemnity in clause 9, the other Indemnified Parties) the due and punctual performance and observance by the Vendor of its obligations under this agreement.
- 10.2 The guarantee referred to in clause 10.1 commences on the date of this agreement and continues until the earlier of Completion and this agreement being terminated by the Lead Manager under clause 8.
- 10.3 As a separate undertaking, the Guarantor unconditionally and irrevocably indemnifies the Lead Manager (and each other Indemnified Party in respect of the indemnity in clause 9) against all Losses arising from and incurred in connection with, a breach by the Vendor of this agreement.



It is not necessary for the Lead Manager to incur expenses or make payment before enforcing that right of indemnity.

- 10.4 This guarantee and indemnity is a continuing security and is not discharged by any one payment.
- 10.5 The liabilities of the Guarantor under this guarantee and indemnity as a guarantor, indemnifier or principal debtor and the rights of the Lead Manager under this guarantee and indemnity are not affected by anything which might otherwise affect them at law or in equity.
- 10.6 This clause 10 is a principal obligation and is not to be treated as ancillary or collateral to any other right or obligation and extends to cover this agreement as amended, varied, supplemented, renewed or replaced.

## **11 Announcements**

- 11.1 The Vendor will consult with the Lead Manager in respect of any material public releases by it concerning the sale of the Sale Shares. The prior written consent of the Vendor must be obtained prior to the Lead Manager making any release or announcement or engaging in publicity in relation to the Sale prior to the Settlement Date and such release, announcement or engagement must be in compliance with all applicable laws, including the securities laws of Australia, the United States and any other jurisdiction. Subject to clause 11.2 and with the exception of the Bloomberg email to be sent to institutional clients, no announcements will be made by the Lead Manager prior to the Settlement Date.
- 11.2 The Lead Manager may, after completion of its other obligations under this Agreement and subject to the approval of the Vendor (such consent not to be unreasonably withheld), place advertisements in financial and other newspapers and journals at its own expense describing its service to the Vendor provided such advertisements are in compliance with all applicable laws, including the securities laws of Australia, the United States and any other jurisdiction.

## **12 Confidentiality**

Each party agrees to keep the terms and subject matter of this Agreement confidential, except:

- (a) where and to the extent that the information has become publically available, other than as a result of a breach of this clause 12;
- (b) where disclosure is required by applicable law, a legal or regulatory authority or the ASX Listing Rules;
- (c) disclosure is made to an adviser, officer or employee or to a person who must know for the purposes of this Agreement, on the basis that the adviser or person keeps the information confidential; and
- (d) to a person to the extent reasonably necessary in connection with any actual or potential claim or judicial or administrative process involving that party in relation to the Sale.

## **13 Notice**

Any notice given under this Agreement must be:

- (a) in writing directed to the recipient's address specified below; and
- (b) hand delivered or sent by prepaid post or facsimile (if applicable) or email (if applicable) to that address.

- (c) The parties' addresses and facsimile numbers or email addresses (as applicable) are:

**Vendor and Guarantor**

Address: Level 2, 388 Hay Street, Subiaco WA 6008  
Facsimile: +61 8 9423 6499  
Email: [Oliver.Green@newmont.com](mailto:Oliver.Green@newmont.com)

**Credit Suisse**

Address: Level 31 Gateway, 1 Macquarie Place, Sydney NSW 2000  
Facsimile: (02) 8205 4394  
Email: [ada.ko@credit-suisse.com](mailto:ada.ko@credit-suisse.com) and [Gordon.kerley@credit-suisse.com](mailto:Gordon.kerley@credit-suisse.com) and [adam.lennen@credit-suisse.com](mailto:adam.lennen@credit-suisse.com)

Notice given in accordance with this clause 13 is:

- (a) if hand delivered, received on delivery; or
- (b) if sent by facsimile, taken to be received when the sender's facsimile system generates a message confirming successful transmission of the total number of pages of the notice (or, if that message is generated after 5pm, taken to be received on the next business day); or
- (c) if sent by email, taken to be received when the sender's email system generates proof of transmission by email (or, if that proof is generated after 5pm, taken to be received on the next business day).

**14 Miscellaneous**

- 14.1 **Entire agreement.** This Agreement constitutes the entire agreement of the parties about its subject matter and supersedes all previous agreements, understandings and negotiations on that matter.
- 14.2 **Governing law.** This Agreement is governed by the laws of New South Wales, Australia. Each party submits to the non-exclusive jurisdiction of courts exercising jurisdiction in New South Wales, and waives any right to claim that those courts are an inconvenient forum.
- 14.3 **Severability.** Any provision of this Agreement which is prohibited or unenforceable in any jurisdiction will be ineffective as to that jurisdiction to the extent of the prohibition or unenforceability. That will not invalidate the remaining provisions of this Agreement nor affect the validity or enforceability of that provision in any other jurisdiction.
- 14.4 **Waiver and variation.** A provision of or right vested under this Agreement may not be:
  - (a) waived except in writing signed by the party granting the waiver; or
  - (b) varied except in writing signed by the parties.
- 14.5 **No merger.** The rights and obligations of the parties will not merge on the termination or expiration of this Agreement. Any provision of this Agreement remaining to be performed or observed by a party, or having effect after the termination of this Agreement for whatever reason remains in full force and effect and is binding on that party.
- 14.6 **No assignment.** No party may assign its rights or obligations under this Agreement without the prior written consent of the other parties.

- 14.7 **Notices.** Any notice, approval, consent, agreement, waiver or other communication in connection with this Agreement must be in writing.
- 14.8 **Affiliates.** In this Agreement the term "Affiliates" has the meaning given to that term in Rule 501(b) under the U.S. Securities Act and means in relation to a specified person, any other person that directly, or indirectly through one or more intermediaries, controls, or is controlled by, or is under common control with, a person; "control" (including the terms "controlled by" and "under common control with") means the possession, direct or indirect, of the power to direct or cause the direction of the management and policies of a person, whether through the ownership of securities by contract or agency or otherwise and the term "person" is deemed to include a partnership.
- 14.9 **Relationship with the Lead Manager.** The Vendor acknowledges that the Lead Manager and its Affiliates comprise a full service securities firm and a commercial bank engaged in securities trading and brokerage activities, as well as providing investment banking, research, asset management, financing, and financial advisory services and other commercial and investment banking products and services to a wide range of companies and individuals (including the Company). The Vendor consents to the Lead Manager and its Affiliates undertaking such activities, subject to appropriate information barriers being in place:
- (a) without regard to the relationship with the Vendor established by this agreement; and
  - (b) regardless of any conflict of interest (whether actual, perceived or potential) that may arise as a result of such activity,
- 14.10 **Division 5A.** The Vendor acknowledges that any offer made or procured by the Lead Manager or its Affiliates to purchase any of the Sale Shares in connection with this Agreement is not 'unsolicited' within the meaning of Division 5A of Part 7.9 of the Corporations Act.
- 14.11 **Business Day.** In this Agreement "Business Day" means a day on which:
- (a) ASX is open for trading in securities; and
  - (b) banks are open for general banking business in Sydney, Australia.
- 14.12 **Interpretation.** In this Agreement:
- (a) headings and sub-headings are for convenience only and do not affect interpretation;
  - (b) a reference to legislation or to a provision of legislation includes a modification or re-enactment of it, a legislative provision substituted for it and a regulation or statutory instrument issued under it;
  - (c) a reference to "dollars" and "\$" is to Australian currency;
  - (d) and
  - (e) all references to time are to Sydney, New South Wales, Australia time.
- 14.13 **Counterparts.** This Agreement may be executed in any number of counterparts. All counterparts together will be taken to constitute one agreement.


Yours sincerely,

**SIGNED** on behalf of **Credit Suisse (Australia) Limited**  
by its duly authorised signatories:

  
Signature of authorised signatory

ADAM LENNEN  
Name of authorised signatory

Date: 11/3/2016

  
Signature of authorised signatory

E. M. M. L. S. S.  
Name of authorised signatory

Date: 11/3/16

**EXECUTED** by Newmont Capital Pty  
Ltd ACN 002 090 851 in accordance  
with section 127 of the Corporations  
Act 2001 (Cwlth) by authority of its  
directors:

.....  
Signature of director

.....  
Name of director (block letters)

.....  
Signature of director/company  
secretary\*

\*delete whichever is not applicable

.....  
Name of director/company secretary\*  
(block letters)

\*delete whichever is not applicable

**EXECUTED** by Newmont Australia  
Holdings Pty Ltd ACN 099 040 507 in  
accordance with section 127 of the  
Corporations Act 2001 (Cwlth) by  
authority of its directors:

.....  
Signature of director

.....  
Name of director (block letters)

.....  
Signature of director/company  
secretary\*

\*delete whichever is not applicable

.....  
Name of director/company secretary\*  
(block letters)

\*delete whichever is not applicable

Yours sincerely,

**SIGNED** on behalf of **Credit Suisse (Australia) Limited**  
by its duly authorised signatories:

Signature of authorised signatory

Signature of authorised signatory

Name of authorised signatory

Name of authorised signatory

Date:

Date:

**EXECUTED** by Newmont Capital Pty  
Ltd in accordance with section 127(1)  
of the Corporations Act 2001 (Cwlth) by  
authority of its directors:

Signature of director

Phillip J Starkle

Name of director (block letters)

Signature of director/company  
secretary\*

\*delete whichever is not applicable

Oliver NH Green

Name of director/company secretary\*  
(block letters)

\*delete whichever is not applicable

**EXECUTED** by Newmont Australia  
Holdings Pty Ltd in accordance with  
section 127(1) of the Corporations Act  
2001 (Cwlth) by authority of its  
directors:

Signature of director

Phillip J Starkle

Name of director (block letters)

Signature of director/company  
secretary\*

\*delete whichever is not applicable

Oliver NH Green

Name of director/company secretary\*  
(block letters)

\*delete whichever is not applicable

## Schedule 1

### Timetable

	Time (AEST)	Date
Trade Date (T)	11:00am	11 March 2016
Settlement Date (T+2) (if applicable)	3:00pm	15 March 2016