



Building Kalgoorlie's next 100kozpa gold producer

astralresources.com.au

Precious Metals Summit Zurich
Conference | November 2024
Marc Ducler, Managing Director



Disclaimer

The information contained in this presentation is for informational purposes only and does not constitute an offer to issue, or arrange to issue, securities or other financial products. The information contained in this presentation is not investment or financial product advice and is not intended to be used as the basis for making an investment decision. The presentation has been prepared without taking into account the investment objectives, financial situation or particular needs of any particular person. Before making an investment decision, you should consider, with or without the assistance of a financial adviser, whether an investment is appropriate in light of your particular Investment Needs, Objectives and Financial Circumstances. No representation or warranty, express or implied, is made as to the fairness, accuracy, completeness or correctness of the information, opinions and conclusions contained in this presentation. To the maximum extent permitted by law, none of Astral Resources NL, their directors, employees or agents, nor any other person accepts any liability, including, without limitation, any liability arising out of fault of negligence, for any loss arising from the use of the information contained in this presentation. In particular, no representation or warranty, express or implied is given as to the accuracy, completeness or correctness, likelihood of achievement or reasonableness or any forecasts, prospects or returns contained in this presentation nor is any obligation assumed to update such information. Such forecasts, prospects or returns are by their nature subject to significant uncertainties and contingencies.

Compliance Statement

The information in this presentation that relates to Estimation and Reporting of Mineral Resources for the Mandilla Gold Project is based on information compiled by Mr Michael Job, who is a Fellow of the Australasian Institute of Mining and Metallurgy (FAusIMM). Mr Job is an independent consultant employed by Cube Consulting. Mr Job has sufficient experience that is relevant to the style of mineralisation and type of deposit under consideration and to the activity which he is undertaking to qualify as a Competent Person as defined in the 2012 Edition of the Australasian Code for Reporting of Exploration Results, Mineral Resources and Ore Reserves. Mr Job consents to the inclusion in this presentation of the matters based on the information in the form and context in which it appears.

The information in this announcement that relates to Estimation and Reporting of Mineral Resources for the Feysville Gold Project is based on information compiled by Mr Michael Job, who is a Fellow of the Australasian Institute of Mining and Metallurgy (FAusIMM). Mr Job is an independent consultant employed by Cube Consulting. Mr Job has sufficient experience that is relevant to the style of mineralisation and type of deposit under consideration and to the activity which he is undertaking to qualify as a Competent Person as defined in the 2012 Edition of the Australasian Code for Reporting of Exploration Results, Mineral Resources and Ore Reserves. Mr Job consents to the inclusion in this Quarterly Report of the matters based on the information in the form and context in which it appears.

The information in this presentation that relates to exploration targets and exploration results is based on information compiled by Ms Julie Reid, who is a full-time employee of Astral Resources NL. Ms Reid is a Competent Person and a Member of The Australasian Institute of Mining and Metallurgy. Ms Reid has sufficient experience that is relevant to the style of mineralisation and type of deposit under consideration and to the activity being undertaken to qualify as a Competent Person as defined in the 2012 Edition of the 'Australasian Code for Reporting of Exploration Results, Mineral Resources and Ore Reserves. Ms Reid consents to the inclusion in this presentation of the material based on this information, in the form and context in which it appears.

The information in this presentation that relates to metallurgical test work for the Mandilla Gold Project is based on, and fairly represents, information and supporting documentation compiled by Mr Marc Ducler, who is a full-time employee of Astral Resources NL. Mr Ducler is a Competent Person and a Member of The Australasian Institute of Mining and Metallurgy. The information that relates to processing and metallurgy is based on work conducted by ALS Metallurgy Pty Ltd (ALS Metallurgy) on diamond drilling samples collected under the direction of Mr Ducler and fairly represents the information compiled by him from the completed ALS Metallurgy testwork. Mr Ducler has sufficient experience that is relevant to the style of mineralisation and type of deposit under consideration and to the activity being undertaken to qualify as a Competent Person as defined in the 2012 Edition of the 'Australasian Code for Reporting of Exploration Results, Mineral Resources and Ore Reserves. Mr Ducler consents to the inclusion in this presentation of the material based on this information, in the form and context in which it appears.

Previously Reported Results

There is information in this presentation relating to exploration results which were previously announced on 16 July 2009, 31 January 2017, 14 February 2018, 23 April 2018, 15 May 2018, 15 August 2018, 26 March 2019, 8 April 2019, 16 July 2019, 19 June 2020, 11 August 2020, 15 September 2020, 17 February 2021, 26 March 2021, 20 April 2021, 20 May 2021, 29 July 2021, 26 August 2021, 27 September 2021, 6 October 2021, 3 November 2021, 15 December 2021, 22 February 2022, 3 May 2022, 6 June 2022, 5 July 2022, 13 July 2022, 10 August 2022, 23 August 2022, 21 September 2022, 13 October 2022, 3 November 2022, 30 November 2022, 15 March 2023, 12 April 2023, 24 April 2023, 24 April 2023, 16 May 2023, 14 June 2023, 3 July 2023, 20 July 2023, 30 August 2023, 18 September 2023, 8 November 2023, 22 November 2023, 21 December 2023, 18 January 2024, 30 January 2024, 28 February 2024, 6 March 2024, 4 April 2024, 4 June 2024, 11 July 2024, 25 July 2024, 2 August 2024, 19 August 2024, 17 September 2024, 9 October 2024, 23 October 2024, 1 November 2024 and 12 November 2024. Other than as disclosed in those announcements, the Company confirms that it is not aware of any new information or data that materially affects the information included in the original market announcements.

The information in this presentation relating to the Company's Scoping Study are extracted from the Company's announcement on 21 September 2023 titled "Mandilla Gold Project – Kalgoorlie, WA. Positive Scoping Study". All material assumptions and technical parameters underpinning the Company's Scoping Study results referred to in this presentation continue to apply and have not materially changed. The Company confirms that the form and context in which the Competent Person's findings are presented have not been materially modified from the original market announcements.

Moving to Development in a Tier-1 Location

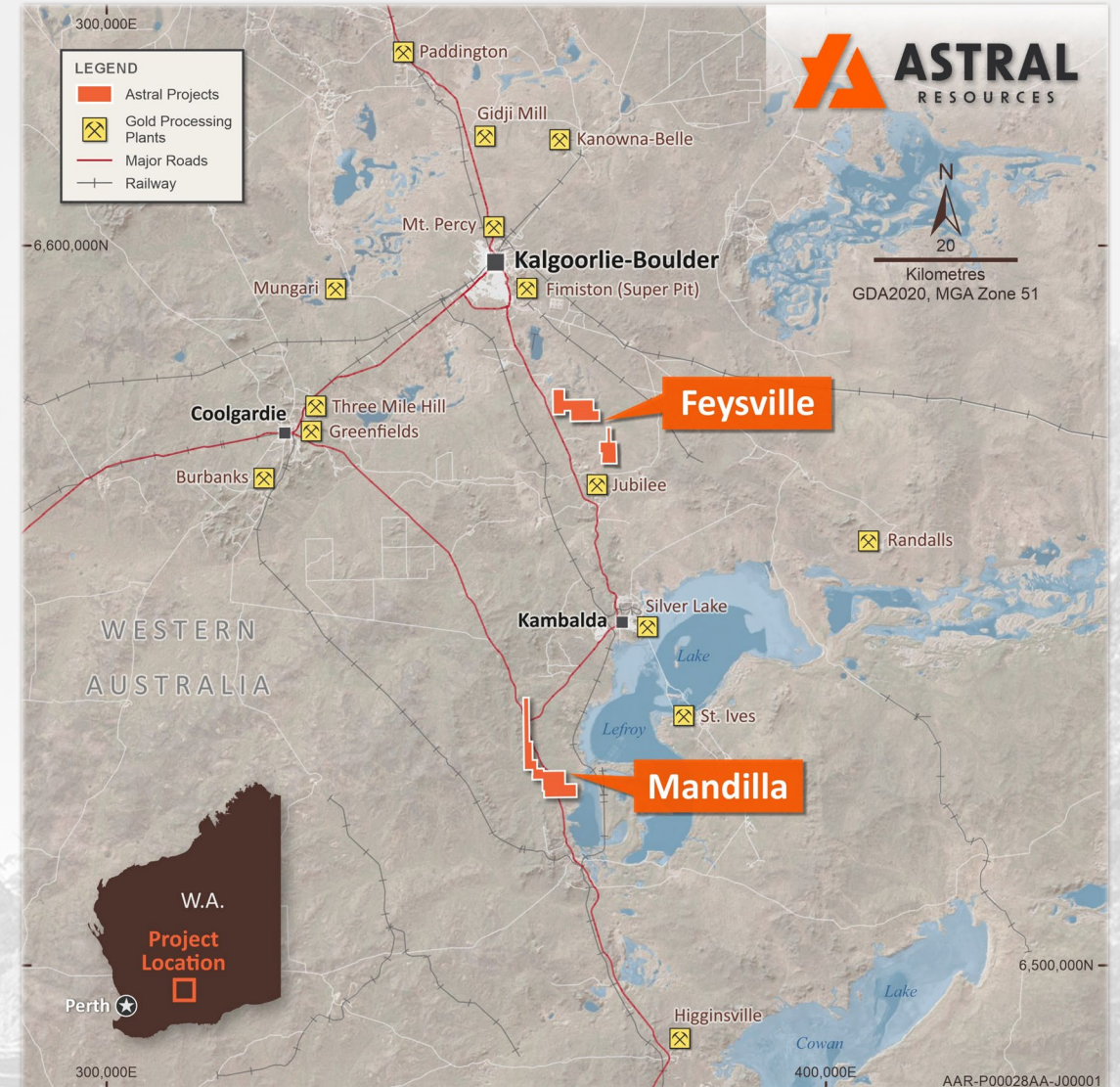


- ✓ Mandilla Scoping Study delivered a large scale, long-life mine development with robust financials from conservative cost and revenue assumptions

- ✓ 100kozpa of gold production¹
- ✓ NPV₈ of \$442M
- ✓ Free cashflow of \$740M
- ✓ Payback of ~9 months
- ✓ Gold price of \$2,750/oz

- ✓ Shallow, high-quality resource base with 1.27Moz at Mandilla and 196koz at Feysville

- ✓ Strong history of exploration growth - drilling is ongoing and will continue to expand project scale





Corporate Overview

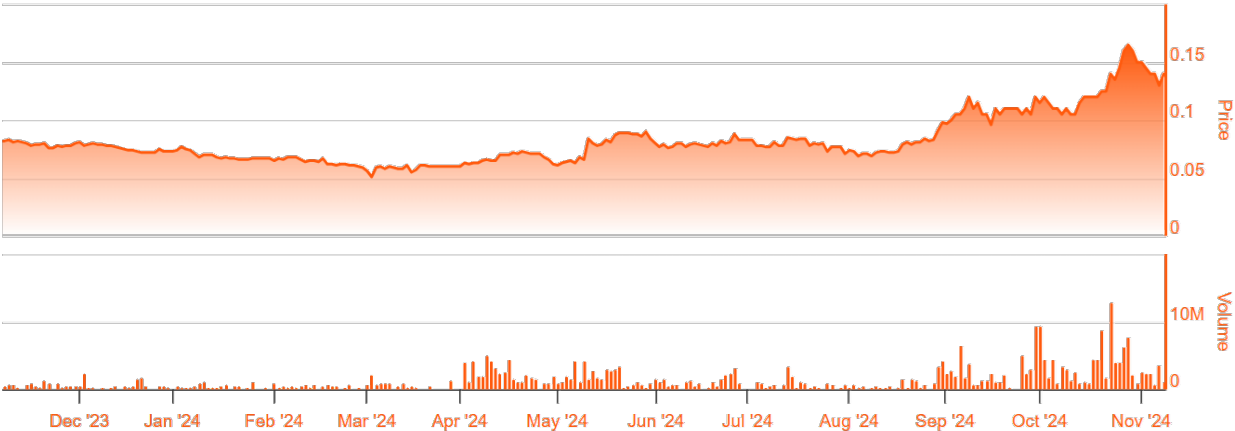
Shares on Issue
1,157M

Market Capitalisation
A\$162.0M
(at \$0.14 per share)

Options / Rights
69.6M/16.5M
(Ave exercise price 12c)

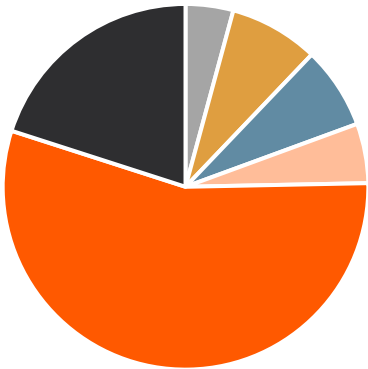
Cash on Hand ²
A\$24.1M
(30 September 2024)

Gold Spot Price
A\$4,100



Gold price sensitivity						
Gold price (A\$/oz)	2,750	3,000	3,500	3,750	4,000	4,100
NPV ₈ Pre-tax (A\$m)	442	579	854	991	1,128	1,183
Pretax IRR (%)	73	92	127	145	162	168
Payback (months)	9	8	6	6	5	5
Free cashflow (A\$m)	740	946	1,358	1,565	1,771	1,853
	Base Case					SPOT PRICE

Significant Shareholders:



Board & Management	4.1%
Braham Entities	7.5%
Burke Entities	6.9%
1832 Asset Management	5.0%
Top 20	52.4%
Institutions	19.0%



Corporate & Technical Capability

Board of Directors



Mark Connelly
Non-Executive Chairman

Mark is a Corporate Executive with a track record for deal making and was principally responsible for the merger of Papillon Resources and B2 Gold Corp in October 2014, as well for Adamus Resources Limited and Endeavour Mining Merger in September 2011.



Justin Osborne
Non-Executive Director

Mr Osborne has over 30 years experience as an exploration geologist. He was previously an Executive Director at Gold Road Resources (ASX: GOR) and was pivotal to the resource development of the world class Gruyere Gold Deposit (6.6Moz Au).



Peter Stern
Non-Executive Director

Is a graduate of Monash University with a Bachelor of Science (geology major). Mr Stern's career has been in corporate advisory, spending six years with Macquarie Bank and three years with both UBS and Deutsche Bank.



David Varcoe
Non-Executive Director

David Varcoe is a mining engineer has more than 30 years experience in the industry. He has extensive operational and managerial experience across a number of commodities including gold, iron ore, copper, diamonds, coal, uranium and rare earths.

Management Team



Marc Ducler
Managing Director

Marc Ducler has over 20 years' experience in the mining industry. He was previously the Managing Director of Egan Street Resources (ASX:EGA) until its successful takeover by Silver Lake Resources (ASX:SLR).



Brendon Morton
Chief Financial Officer & Company Secretary

Brendon has over 20 years experience including a significant amount of experience in the global resources sector, including Australia, Africa and Asia. Brendon has held a number of executive financial and company secretarial roles with both ASX listed and unlisted companies operating in the resources sector.



Julie Reid
Geology Manager

Julie has 36 years experience working throughout Australia, Vietnam and Indonesia covering a range of commodities within diversified geological terrain. Julie holds a Bachelor of Applied Science from Curtin University of Technology.



Steve Lampron
Technical Services Manager

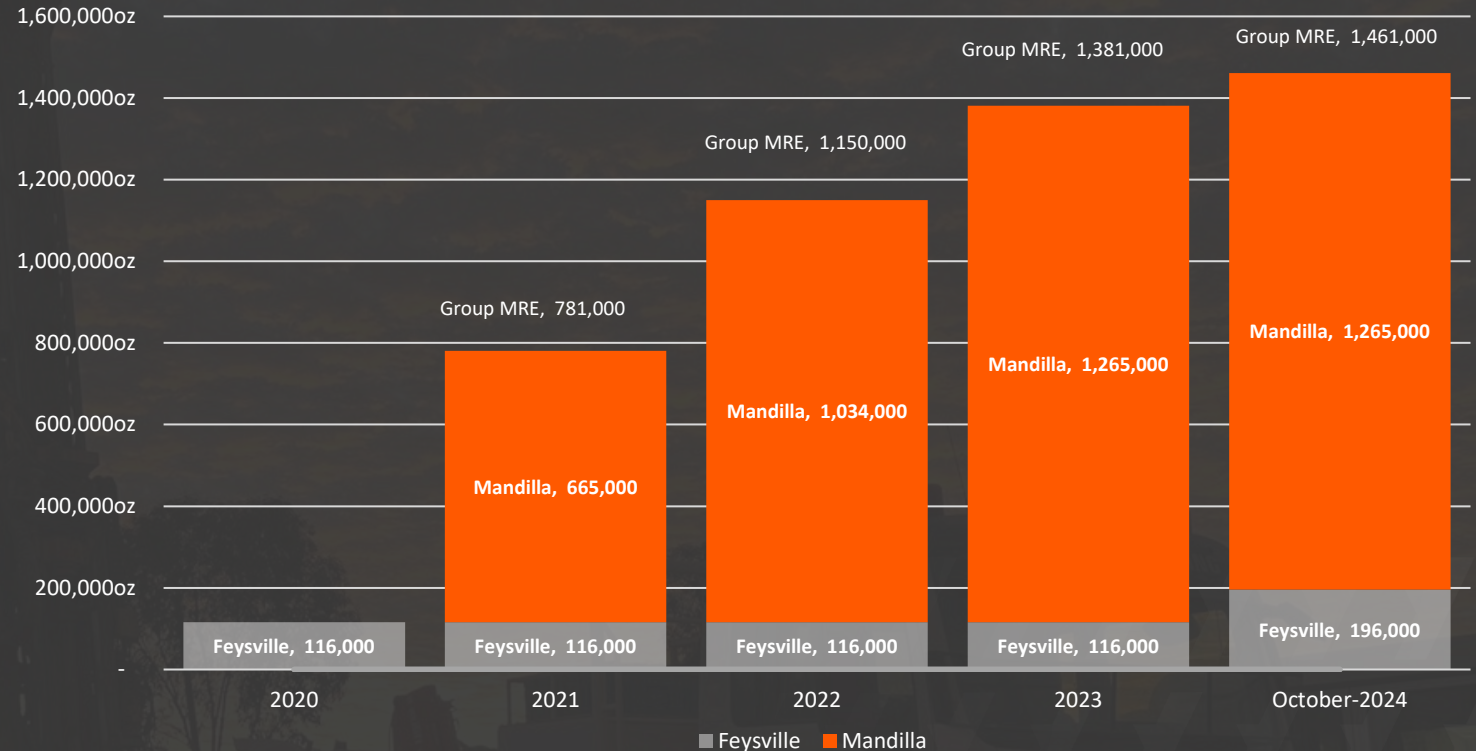
Steve is a Mining Engineer with more than 20 years industry experience. As well as having worked in production roles for companies such as Placer Dome, Barrick and North American Palladium he has also worked as a Consultant for over 10 years.



MRE – History of cost-effective growth

July 2023 Mandilla MRE added **231,000oz** at a **discovery cost of A\$18 per oz**, including a **69%** increase in Indicated ounces from a predominantly in-fill drill program

October 2024 Feysville MRE added **80,000oz** at a **discovery cost of A\$19 per oz**, importantly, demonstrates three open pit opportunities at 1.3g/t Au with profitable strip ratios of 6:1



Astral Resources Combined Group Mineral Resource Estimate			
Classification	Tonnes (Mt)	Gold (g/t)	Ounces (koz)
Indicated	25	1.1	838
Inferred	18	1.1	624
Total	40	1.1	1,461

The preceding statement of Mineral Resources conforms to the Australasian Code for Reporting of Exploration Results, Mineral Resources and Ore Reserves (JORC Code) 2012 Edition. All tonnages reported are dry metric tonnes. Minor discrepancies may occur due to rounding to appropriate significant figures.

Flagship Mandilla Gold Project



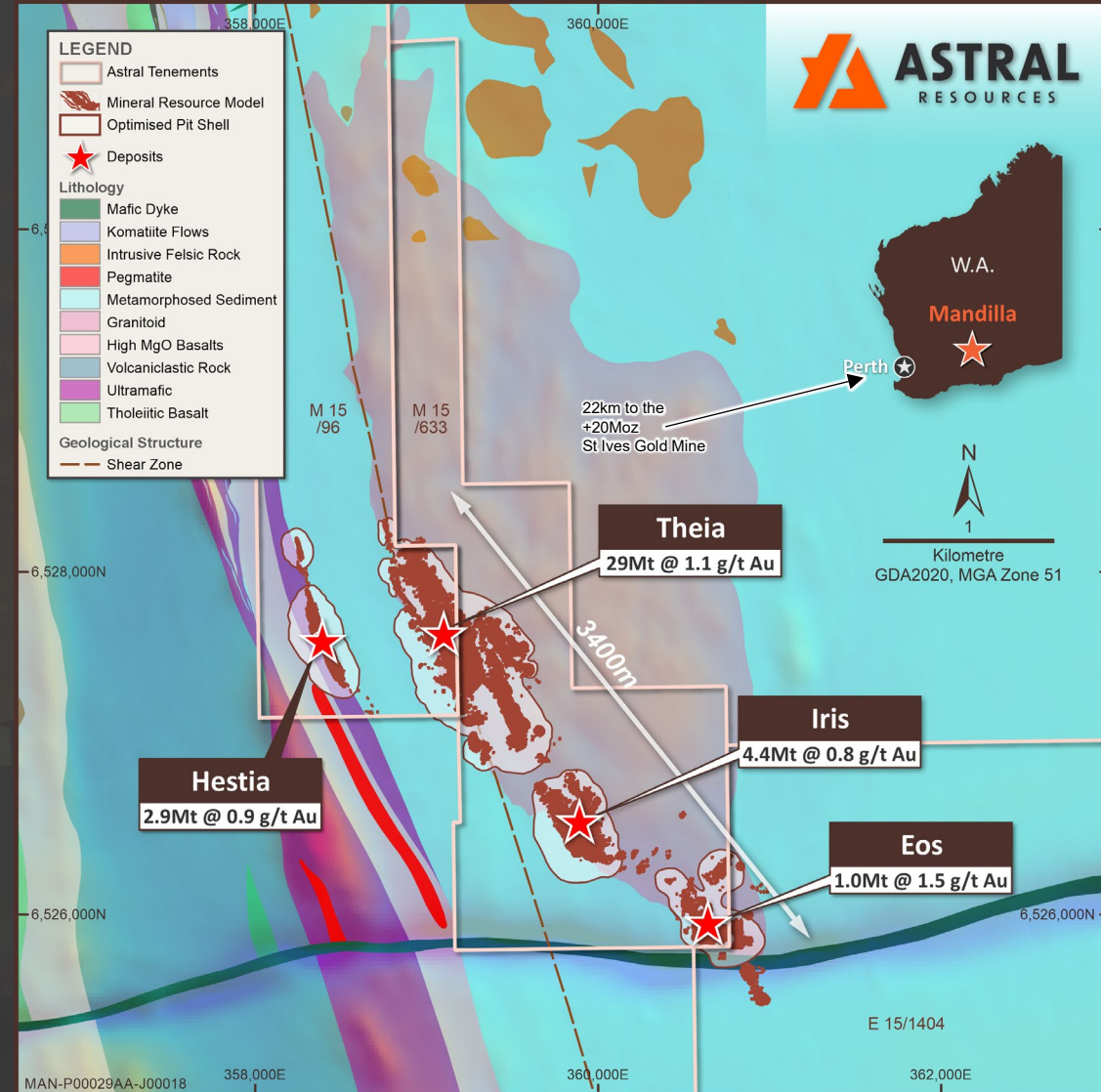
Strategic land package in a premier gold mining jurisdiction, **70km south of Kalgoorlie**



Total MRE has grown to **37Mt** at **1.1g/t Au** for **1.27Moz** of contained gold



Robust Scoping Study Outcome – producing 100koz pa for the first seven years and **845koz** over the **11-year LOM**



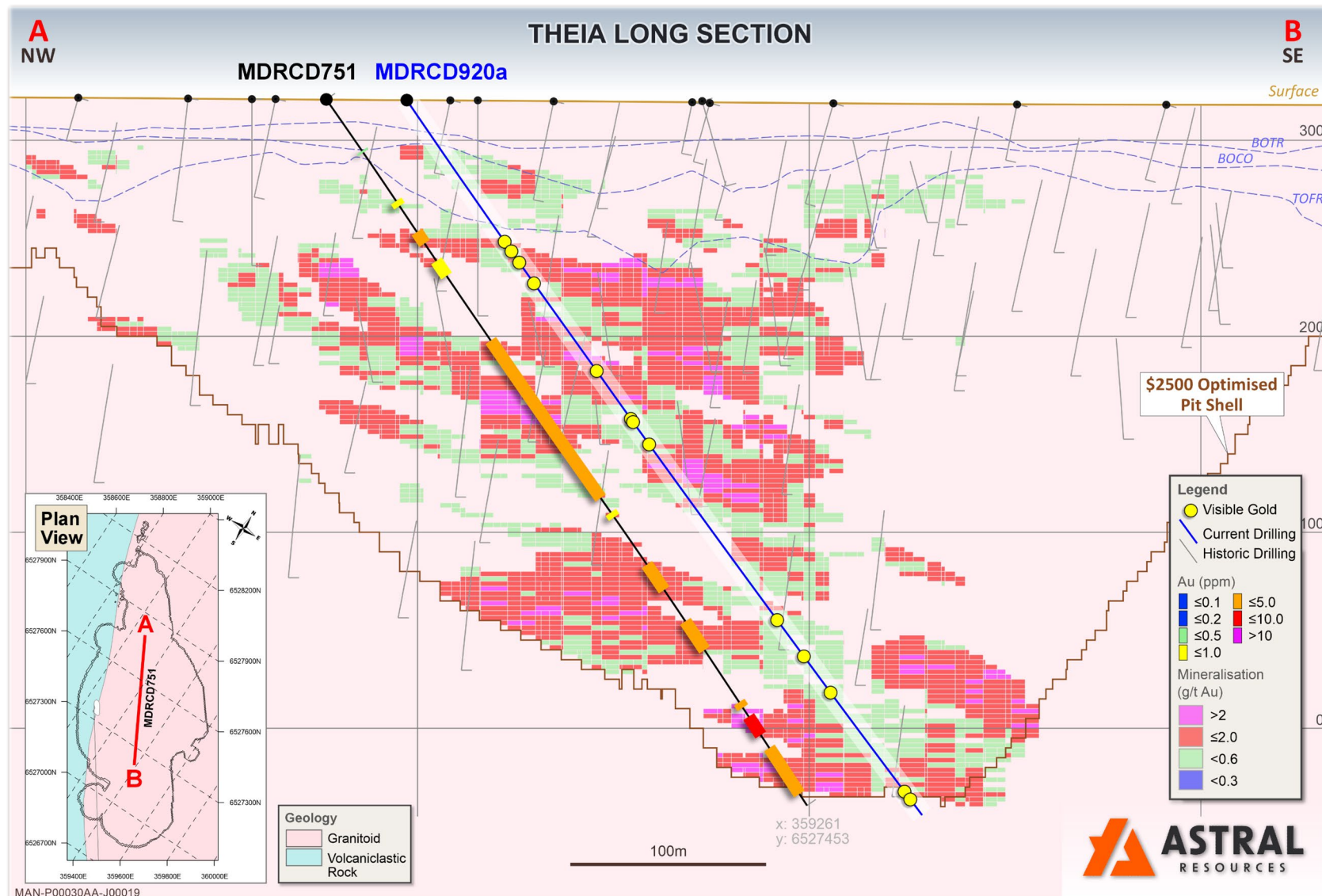
Theia deposit is the cornerstone

Represents 81% of the Mandilla MRE – **29Mt at 1.1g/t Au** for **1.02Moz** of contained gold in one large open pit

A rare +1Moz undeveloped gold deposit in the WA Goldfields

Mandilla's Theia Deposit – 1Moz in a single large open pit

- Four-hole / 1,600m in-fill diamond drill program recently commenced at Theia
- The first hole – MDRCD920a, visible gold observed where Resource model predicted mineralisation – assays pending
- Provides confidence in Mineral Resource Estimate





Scoping Study Highlights – Long-Life, Profitable Mine

+100kozpa production profile

1.3g/t average for 7.4yrs

Long mine life

7.8 yrs mining,
10.4 yrs processing

Profitable, high-margin

AISC
A\$ 1,648/oz over LOM

Funding quantum in reach

2.5Mtpa plant and NPI
A\$123M
Pre-production A\$68.4M

Robust Financials (post Capex/Pre-tax at A\$2,750/oz Au)

NPV₈ \$442M
FCF \$740M
Payback 9 months

Simple and conventional

Conventional D&B, load & haul open pit
S/R 5.8*
Simple processing
Excellent metallurgy
+95% recovery



WA – Tier-1 location on the doorstep of Kalgoorlie

A mining region with a successful development history, granted mining leases, excellent infrastructure and 20 mins from Kambalda

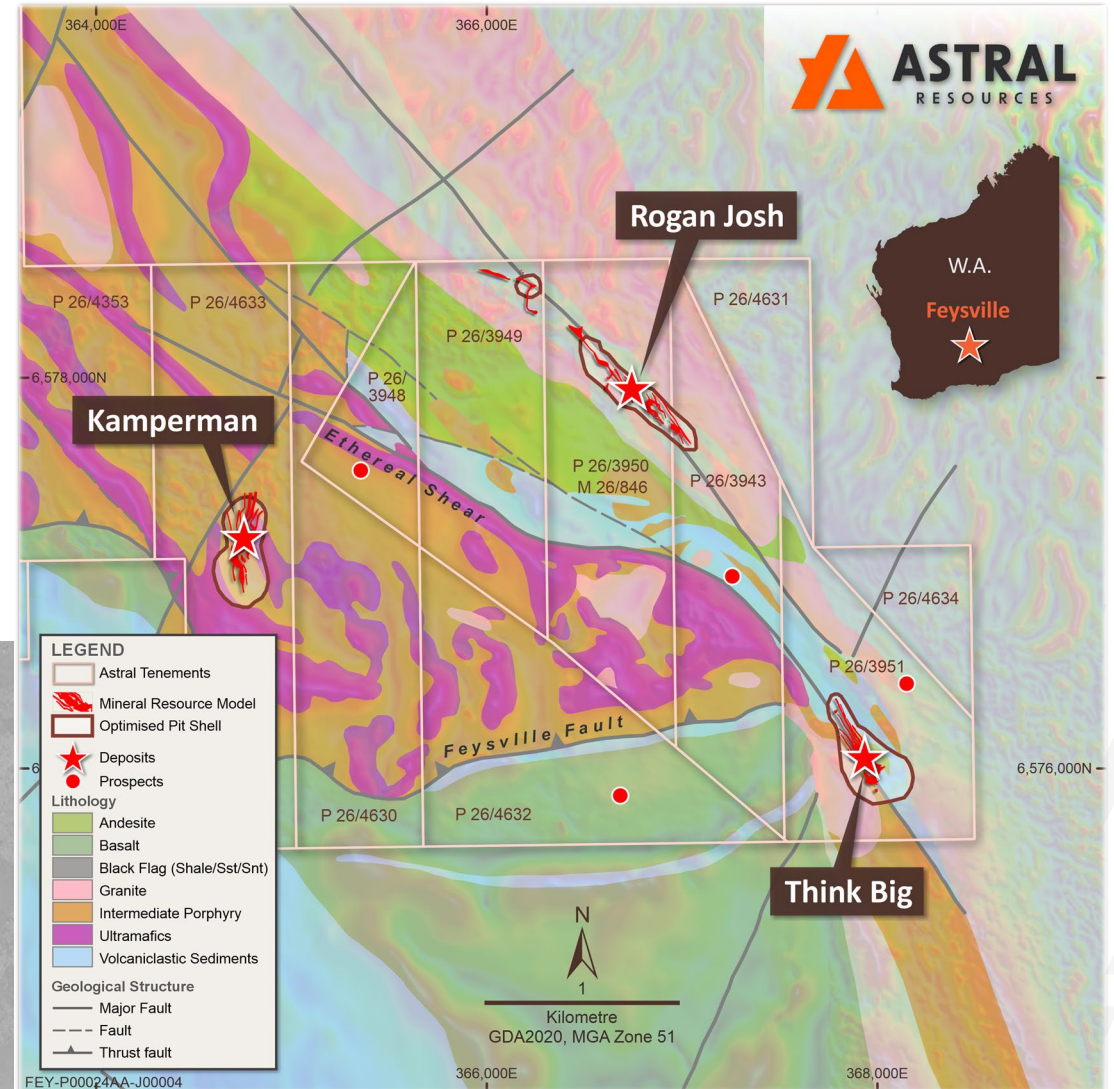


Feysville – Icing on the Cake

- 14km south of Kalgoorlie – potential to yield multiple 100koz scale deposits
- Current MRE: **5Mt at 1.2g/t Au for 196,000oz⁵** at Kamperman, Rogan Josh and Think Big
- Maiden MRE's announced for Kamperman and Rogan Josh (November 2024) – A\$19/oz discovery cost
- Recent reconnaissance drilling has identified a potential Kamperman analogue 1.5km to the NW


The Opportunity

The first 5 years of processing at Mandilla, 4.5Mt of 0.6g/t ore, is fed into the proposed process plant, replacing this with higher-grade Feysville ore of 1.3g/t has the potential to increase gold production to 120kozpa over the first 5 years

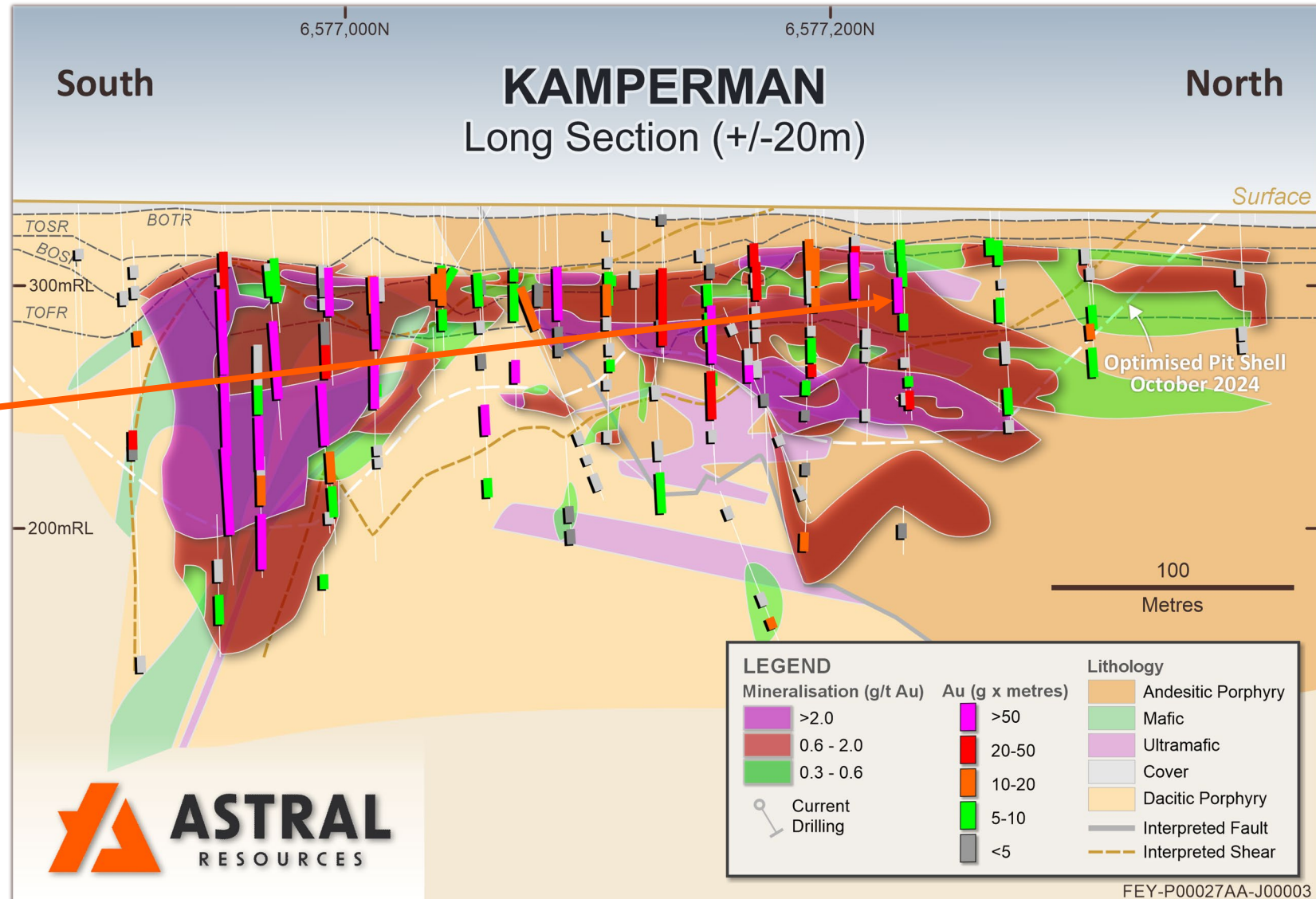




Kamperman – High-grade gold



Hole FRC378 recently returned
1m at 419g/t Au from 75m as
part of a broader intercept of
25m at 24.3g/t Au from 68m

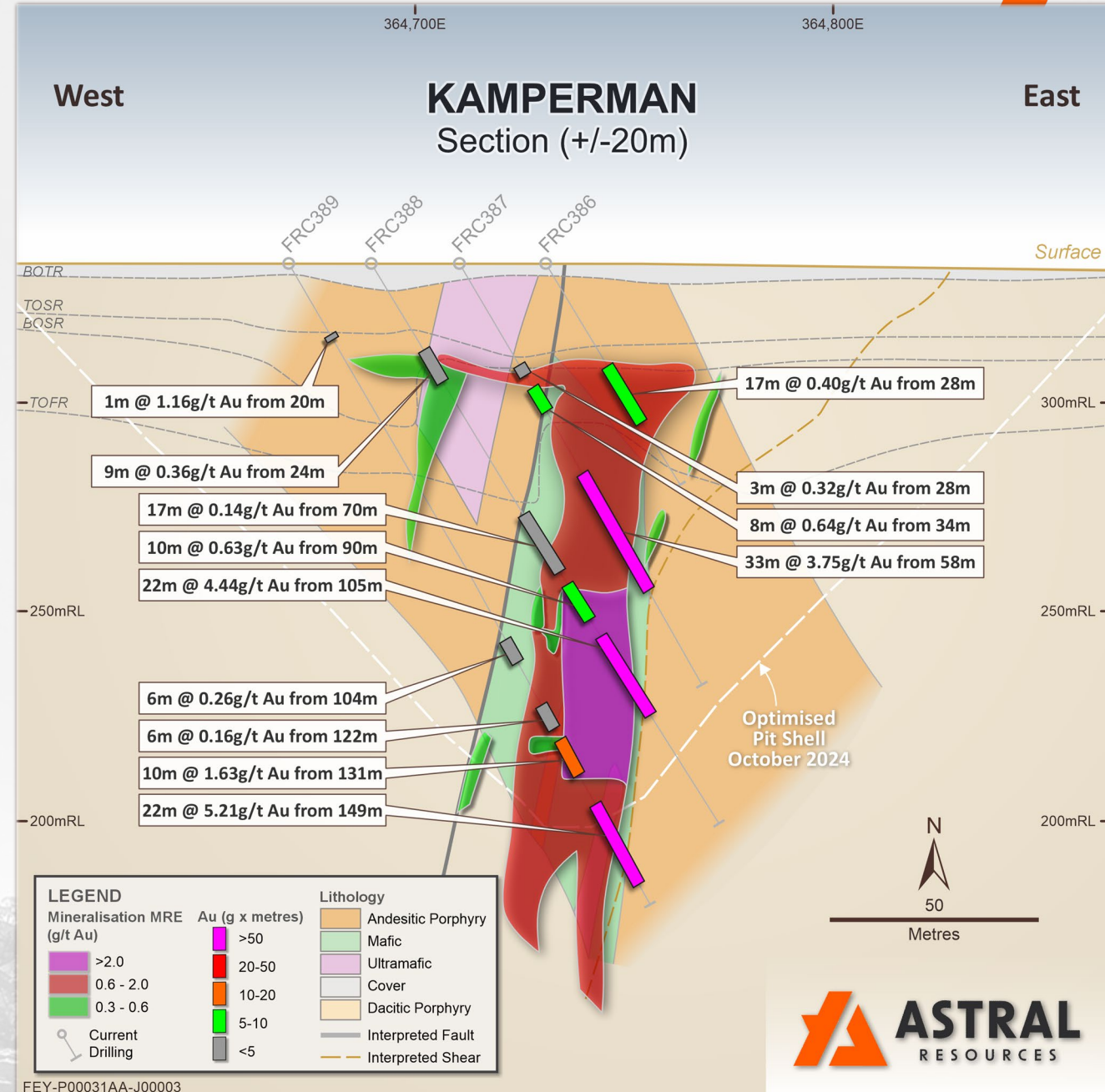


Kamperman – Continues to grow

Recent in-fill drilling on one section delivered:

- **33m at 3.75g/t Au** from 58m including **3m at 14.8g/t Au** from 75m in FRC387;
- **22m at 4.44g/t Au** from 105m including **2m at 25.9g/t Au** from 121m in FRC388; and
- **22m at 5.21g/t Au** from 149m including **2m at 30.9g/t Au** from 164m and **2m at 12.2g/t Au** from 168m in FRC389

These new results are yet to be incorporated into the Kamperman MRE which currently stands at **2Mt at 1.3g/t Au for 83.8koz** – there is significantly more growth to come





Why invest with Astral?



Strong balance sheet, funded through to FID and with a share register that can fund development and ongoing exploration



Tier 1 location, in the heart of Kalgoorlie Goldfields, infrastructure rich, strong community support



Compelling financial metrics, simple bulk-scale mining and processing, conservative revenue and cost assumptions



Exploration upside at both Mandilla and Feysville



Experienced board, experienced management, with the right skills to advance Mandilla into development

Astral is the only ASX junior with a project of this scale in the Kalgoorlie/Kambalda region



Core Value Proposition

Well funded with strong share register

Located in the heart of the Goldfields

Robust positive Scoping Study

1.5Moz Resource base and growing

Theia – 1Moz in a single pit

Significant growth potential

Experienced team with track
record of value creation



Appendix 1

Mineral Resource Estimate for the Mandilla Gold Project (Cut-off Grade >0.39 g/t Au) ⁶			
Classification	Tonnes (Mt)	Gold (g/t)	Ounces (koz)
Indicated	21	1.1	694
Inferred	17	1.1	571
Total	37	1.1	1,265
Mineral Resource Estimate for the Feysville Gold Project (Cut-off Grade >0.39 g/t Au) ⁷			
Classification	Tonnes (Mt)	Gold (g/t)	Ounces (koz)
Indicated	4	1.3	144
Inferred	1	1.1	53
Total	5	1.2	196
Astral Resources Combined Group Mineral Resource Estimate			
Classification	Tonnes (Mt)	Gold (g/t)	Ounces (koz)
Indicated	25	1.1	838
Inferred	18	1.1	624
Total	42	1.1	1,461
The preceding statement of Mineral Resources conforms to the Australasian Code for Reporting of Exploration Results, Mineral Resources and Ore Reserves (JORC Code) 2012 Edition. All tonnages reported are dry metric tonnes. Minor discrepancies may occur due to rounding to appropriate significant figures.			
The Mineral Resources for Mandilla and Feysville are reported at a cut-off grade of 0.39 g/t Au lower cut-off and is constrained within pit shells derived using a gold price of AUD\$2,500 per ounce.			

Appendix 2



Key Physicals Assumptions	UOM	Input
Mining Duration	Years	7.8
Processing Duration	Years	10.8
Waste Mined	kt	160,520
Mineral Resource Mined	kt	26,476
Plant Throughput	ktpa	2,500
Mine Production Target		
Material Mined	kt	26,476
Au Grade	g/t	1.04
Au Ounces Contained	koz	883
Processing Physicals		
Material Processed	kt	26,476
Au Grade	g/t	1.04
Ounces Contained	koz	883
Ounces Recovered	koz	845

Gold Price	AUD/oz	Scoping Study		
		2750	3000	3500
NPV Pre-Finance, Pre-tax	AUD m	442	579	854
Pretax IRR	%	73%	92%	103%
Payback	Years	0.75	0.67	0.5
Annual EBITDA	AUD m	88.8	107.9	146.3
LOM EBITDA	AUD m	954	1,160	1,573
Free Cashflow	AUD m	740	946	1,358

Key Financial Assumptions		
Gold Price Assumed	A\$/oz	2,750
Discount Rate	%	8.00
Key Project Metrics		
Payable Metal	Koz	845
Gold Revenue	A\$M	2,325
Mining Costs – Total	A\$M	877
Mining Costs – Pre-Production (<i>capitalised</i>)	A\$M	(59)
Mining Costs	A\$M	818
Processing (including Maintenance, Transport, Insurance & Refining)	A\$M	461
General and Administrative Costs	A\$M	34
Royalty (<i>2.5% of gold revenue</i>)	A\$M	58
Project EBITDA	A\$M	954
Depreciation and Amortisation	A\$M	234
Net Profit Before Tax (NPBT)	A\$M	720
Capital		
Pre-Production Capital Expenditure	A\$M	123
Pre-Production Costs - Mining/General & Administrative	A\$M	68
Sustaining Capital	A\$M	23
LOM Capital	A\$M	214
Project Returns		
Project Free Cash Flow (undiscounted and pre-tax)	A\$M	740
Project NPV _{8%} (unleveraged and pre-tax)	A\$M	442
Project IRR (unleveraged, pre-tax, calculated on annual basis)	%	73%
Payback Period (unleveraged and post-tax) ¹	Years	0.75
Capital Intensity ²	A\$/oz p.a.	1,899
NPV (unleveraged and pre-tax)/Pre-production Capital	ratio	2.3





Contact Us

Suite 2, 6 Lyall St, South Perth, WA, 6151

T: +61 8 9382 8822

E: info@astralresources.com.au

ASX: AAR

astralresources.com.au