



Level 19, 420 George Street
Sydney NSW 2000 Australia

Telephone: +61 2 8923 6866
www.worley.com
Worley Limited
ABN 17 096 090 158

20 May 2025

ASX Release

Worley Investor Day 2025: Reaffirms FY25 outlook and clear strategy for growth

Worley Limited (ASX:WOR) ("Worley") will today host its Investor Day with CEO Chris Ashton, together with members of the Group Executive team, providing strategic and operational updates and outlining its strategy to deliver value for shareholders.

Worley reaffirms its outlook that it expects to deliver low double digit EBITA growth and underlying EBITA margins (excluding procurement) between 8 – 8.5% for the 2025 financial year, subject to no further deterioration in current market conditions. The business has booked \$9.4 billion of wins to the end of March this financial year, up on \$9 billion over the same period last year, with new work in the resources sector making a strong contribution. Independent of Venture Global, the factored sales pipeline has seen a 14% increase since January 2025.

Chris Ashton said, "While we acknowledge current uncertainty in global markets, we are stronger than ever, with our business continuing to show resilience. We continue supporting our customers as they navigate this environment while maintaining strong financial discipline and building on the foundations that underpin our long-term growth."

"Our industry leading expertise is applied across geographies and sectors, as well as across traditional, transitional and sustainable work. We continue to build on our competitive advantages, benefiting from our business diversification, depth of capability and agility. This strong market positioning, together with commercial and financial discipline, ensures our business remains resilient through market cycles."

Worley today highlights its strategy to strengthen, expand and innovate to drive long term shareholder value. The operational re-organisation announced yesterday aims to strengthen our leadership position by focusing on the needs of our customers in our core markets of energy, chemicals and resources, while providing the opportunity to further strengthen our operating model. Importantly, the deep expertise embedded in our business and our reputation for excellence, which have accumulated over more than 50 years, remains unchanged and at the core of the successful delivery of our strategy.

With our addressable market totalling \$1.3 trillion we continue to expand into growth markets. We are extending our end-to-end capabilities to support customers to achieve their capital investment goals, particularly for major global projects and programs. Further, we are innovating to transform the way we deliver work, particularly through our Global Integrated Delivery (GID) model and use of Artificial Intelligence, and through developing digital and technology driven customer solutions.

Effective July 1, we will implement the operations reorganisation streamlining our operating model which, together with our cost discipline supports margin growth. A further priority is winning more work leveraging our end-to-end capability and global scale. We are also prioritising an increase in work delivered through our GID centres in India and Colombia, providing cost savings for Worley and our customers, and enabling the fast-tracking of digital innovation to capture opportunities ahead of our competition.

"As we move into the next phase of growth, we continue to see strong market fundamentals and positive long-term macro trends. We are confident that Worley is a resilient business able to deliver strong returns for our shareholders and look forward to the benefits that our operations reorganisation will bring to unlock value for them and our customers," Mr Ashton said.

A live webcast of the Investor Day presentation will commence at 9.00 am and conclude at 12.00 pm (AEST). The live webcast can be accessed [here](#) or via the Investor Centre on Worley's website. An archive of the webcast will be available on the website.

Authorized for release by Nuala O'Leary, Group Company Secretary.

For further information, please contact:

Kylie Ramsden

Group Director Investor Relations
Ph: +61 412 340 850
investor.relations@worley.com

Janelle Carrigan

Media Relations
Ph: +61 403 939 920
media.relations@worley.com


About Worley: Worley is a leading global professional services company of energy, chemicals and resources experts. We partner with customers to deliver projects and create value over the life of their assets. We're bridging two worlds, moving towards more sustainable energy sources, while helping to provide the energy, chemicals and resources needed now. Worley Limited is headquartered in Australia and listed on the Australian Securities Exchange (ASX: WOR).

Leading from the front

Investor day

MAY 2025





Stronger together

Worley acknowledges and pays respect to the past, present and future Traditional Custodians of Country throughout Australia and extends this acknowledgement and respect to First Peoples in all countries in which we operate.

Artwork "Tracks We Share" by Contemporary Indigenous Artist Lauren Rogers, for Worley.

Disclaimer

The information in this presentation about Worley Limited, and the entities it controls (Group) and the Group's activities is current as at 20 May 2025 and is in summary form and is not necessarily complete. It should be read together with the Company's Appendix 4D, Interim Financial Report for the half-year ended 31 December 2024 and other announcements lodged with the Australian Securities Exchange. The financial information contained in the Interim Financial Report for the half-year ended 31 December 2024 has been reviewed, but not audited, by the Group's external auditors. This presentation is not intended to be relied upon as advice to investors or potential investors. Investors should seek qualified advice before making investment decisions.

This presentation contains forward-looking statements. Such statements may include, but are not limited to, statements regarding climate change and other environmental, energy and emissions reduction targets and transition scenarios. It also contains statements about expectations of energy consumption and related emissions, availability of lower emissions energy and power sources, future demand for Worley's services, global market conditions, management plans, goals and strategies. The presentation also covers current expectations with respect to Worley's business and operations, financial conditions and market practices, capital costs and scheduling and the availability, implementation and adoption of new technologies. Forward-looking statements can generally be identified by the use of words such as 'forecast', 'estimate', 'plan', 'will', 'anticipate', 'may', 'believe', 'should', 'expect', 'intend', 'outlook', 'guidance' and other similar expressions.

These forward-looking statements reflect the Group's expectations at the date of such statements. They are not

guarantees or predictions of future performance or outcomes. They involve known and unknown risks and uncertainties, many of which are beyond our control and which may cause actual outcomes and developments to differ materially from those expressed in the statements. Factors that may affect forward-looking statements include legal and regulatory changes, technological changes, economic and geopolitical factors, including global market conditions and demand, and risks, including physical, technology and carbon emissions reductions risks.

The Group cautions readers against reliance on any forward-looking statements or guidance. The Group makes no representation, assurance or guarantee as to the accuracy, completeness or likelihood of fulfillment of any forward-looking statement, any outcomes expressed or implied in any forward-looking statement or any assumptions on which a forward-looking statement is based.

Except as required by applicable laws or regulations, the Group does not undertake to publicly update or review any forward-looking statements, whether as a result of new information or future events.

This presentation may include non-IFRS financial information. The non-IFRS financial information is unaudited and has not been reviewed by the Group's external auditors. Non-IFRS financial information should not be considered as an indication of or alternative to an IFRS measure of profitability, financial performance or liquidity.

Authorized for release by Nuala O'Leary, Group Company Secretary.

Welcome

Kylie Ramsden

Group Director Investor Relations



Agenda

Welcome



Introduction


Kylie Ramsden
Group Director,
Investor Relations

Keynote speakers



1. Growing shareholder value

Chris Ashton
Chief Executive Officer



2. Operations in focus

Mark Brantley
Group President, EMEA APAC



Mark Trueman
Group President, Americas



3. Strategy in action

Andy Hemingway
Executive Group Director, Growth

SESSION BREAK



4. Technology Solutions

Laura Leonard
Group President, Technology Solutions



5. Deploying digital

Anup Sharma
Executive Group Director, Digital



6. Financial discipline

Tiernan O'Rourke
Chief Financial Officer



Justine Travers
Deputy Chief Financial Officer
(Incoming CFO)

Q & A

Growing shareholder value

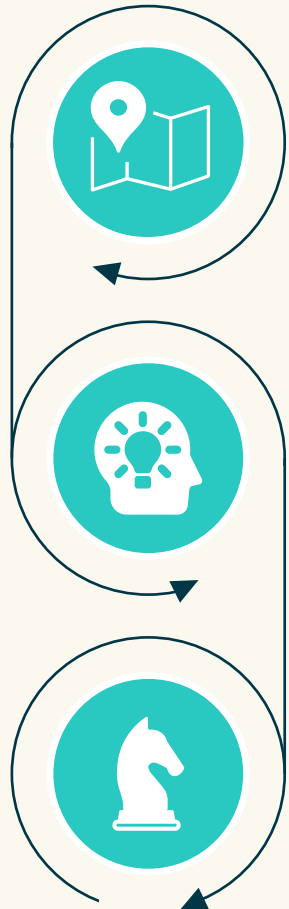
Business update and
strategic progress

Chris Ashton

Chief Executive Officer



We're focused on **growing shareholder value** and delivering long-term growth



Well-positioned in a challenging landscape

- Worley **continues to support our customers as they navigate a more challenging environment** whilst building on the foundations which underpin long term growth.
- We operate in a market experiencing significant transition and **demand-led long-term growth momentum** and are well positioned to take advantage of the opportunities this brings.

Leveraging our competitive advantage

- **Our industry leading expertise** and flexible workforce extends across geographies, sectors and traditional, transitional and sustainable work; we continue to build on our differentiated capability.
- This strong competitive positioning and business diversification, together with **commercial and financial discipline**, ensures our business remains resilient through market cycles.

Disciplined strategic execution

- We are executing on **our strategy to STRENGTHEN, EXPAND and INNOVATE** to drive long term shareholder value.

Business update

We reconfirm our FY25 outlook

targeting low double digit EBITA growth and EBITA margins (excluding the impact of procurement) between 8-8.5%.

Venture Global Update

- Engineering work for CP2 Phase 1 more than 90% complete.
- Construction commencement expected middle of this year following anticipated FERC approval and FID.
- Scope reduction earlier this year with VG managing some construction sub-contractors.
- Majority of CP2 scope remains in the factored sales pipeline excluding engineering work already complete.

+14%

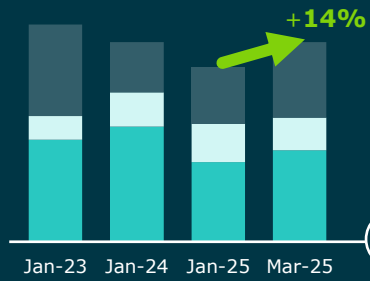
Independent of Venture Global our factored sales pipeline has grown since Jan-25

+\$300m

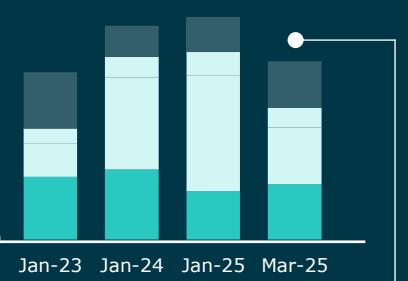
Backlog increase since Dec -24

Pipeline¹

Independent of Venture Global



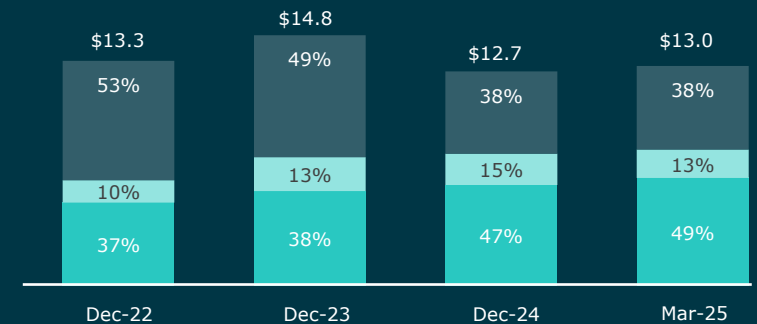
Inclusive of Venture Global



- 47% sole-sourced awards vs 40% pcp
- 63% to be awarded in next 12 months vs 67% pcp
- For volume reduction, see Venture Global update (see commentary on left panel of this slide)

Traditional Transitional Sustainable

Backlog



- Backlog is \$13.0b as at 31-Mar-25, up from \$12.7b at 31-Dec-24

1. Open Factored Sales Pipeline for opportunities to be awarded in next 12mo. (y-axis scale differs between charts)
2. See page 44 of HY25 results presentation for backlog definition

Strong bookings reflective of our resilience

\$9.4b

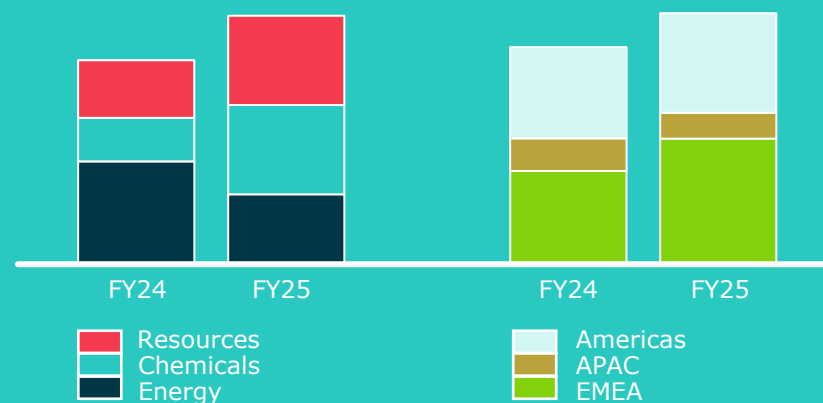
Wins YTD

as at 31-Mar-25 vs \$9b at 31-Mar-24

↑ 22% pcp

Breakdown of year-to-date wins

Our diversification is part of our competitive advantage



Strategic wins

- bp awards three-year extension to EPC contract in Oman
- ADNOC Gas awards FEED for BGC gas processing facilities
- Gulf Petrochemical awards framework agreement for PDO
- Galfar Engineering awards framework agreement for PDO
- OCP selects Worley Chemetics proprietary technology
- DET awards Worley contract for Brunsbüttel LNG terminal
- EPC for ExxonMobil's low-carbon hydrogen project in USA
- CBSR awards contract for expansion of renewable fuel complex
- Rincon – Integrated Delivery Partner contract for lithium project in Argentina
- GEH award to fabricate key system for small modular reactors (nuclear SMR)
- Woodside awards Worley agreement extension for onshore assets in Western Australia

We're leading from the front



Industry leader of energy, chemicals and resources experts

Globally diversified expertise...



~50,000 people, operating
in over 45 countries

supporting a world in transition...



Leading positions across traditional,
transitional and sustainable markets

with end-to-end capability.



Across the life cycle of our
customers' assets

We have a clear competitive advantage



Right people, right experience

- High proportion of professionals with transferable skills
- Global footprint attracts and retains top talent



Deep customer relationships

- Long-term partnerships built on trust and delivery
- Deep industry expertise embedded in customer solution




Market diversification & growth

- Broader end-market exposure than peers and early mover in high-growth markets
- Strong margins in both backlog and pipeline



Commercial models & financial discipline

- Strong balance sheet and disciplined capital management
- Liquidity to fund strategic growth



Technology, Digital & AI

- Proprietary technology via Comprimo and Chemetics
- Agentic and GenAI, digitalization

What drives us

Our



Purpose



Strategy



Values



Delivering a more sustainable world



Strengthen
leadership in
core markets



Expand
into growth markets and
along the value chain



Innovate
to unlock opportunities
and efficiency

Excellence in
operational performance

Prudent
cost & capital management



Life



**Rise to the
challenge**



**Stronger
together**



**Unlock
brilliance**

How we're creating shareholder value

Our strategy



Strengthen

leadership in core markets

- Help meet current and future energy, chemicals and resources demand
- Deliver sustainable solutions for our customers



Expand

into growth markets and along the value chain

- Targeted focus in developing demand-driven markets
- Extend our end-to-end project delivery capabilities



Innovate

to unlock opportunities and efficiency

- Transform how we deliver work
- Develop digital and technology-driven solutions

Our enablers



Global scale and reputation



Our people and culture



Operational excellence and efficiency



Prudent capital management



Strong customer relationships



Investment in technology, digital and AI



Approach to safety and risk management



Commitment to sustainability

We're stronger today

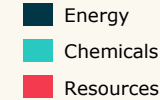
Since 2021, we've evolved into a more resilient, agile and future-ready business — expanding our reach and deepening our impact

Strengthened foundations



Sectors

- Strengthened core energy, chemicals and resources position and expanded into key growth areas



Geographies

- Focused on countries with high growth opportunities



Traditional Transitional Sustainable

- Broadened capabilities across our customers' portfolios



Revenue, earning, margin and diversification growth¹



Capital position strength



- Improved operational leverage and reduced net debt, creating a stronger financial foundation



Financial discipline



- Strong conversion of profit to cash and disciplined capital management



ESG performance



- Delivering strong environmental, social and governance performance

1. Charts show the proportion of revenue between FY21 and FY24, for underlying data please refer to our broker toolkit, available at worley.com


World in context

Recognizing the impact of **global headwinds...**

- Political and policy uncertainty
- Tariffs and trade barriers
- Market dynamics
- Geopolitical tensions and shifting alliances

...whilst macro tailwinds endure

- Rising energy, chemicals and resources demand
- Energy transition and sustainability
- Global GDP and population growth

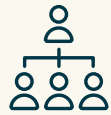


why we're resilient

- Proactive scenario planning
- Working closely with our customers
- Diversified across sectors and regions
- Strong cost control and capital position
- Strategic pivot to growth markets
- Consistent results through cycles

Our resilience is not reactive – **it's how we're built**

We have a clear set of priorities driving value for our shareholders



Operations reorganization

Shift towards a more agile structure to extend full-project delivery



Margin growth and cost management

Rigorous attention to margin growth and cost efficiencies



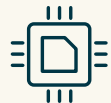
Full-project delivery capability

Early-stage consulting to process technology to full delivery



GID growth

Drive operational efficiency, value creation and innovation



Deploying digital

Rapid development of gen-ai and advanced computing to capture opportunities



Operations in focus

Mark Brantley

Group President
EMEA APAC

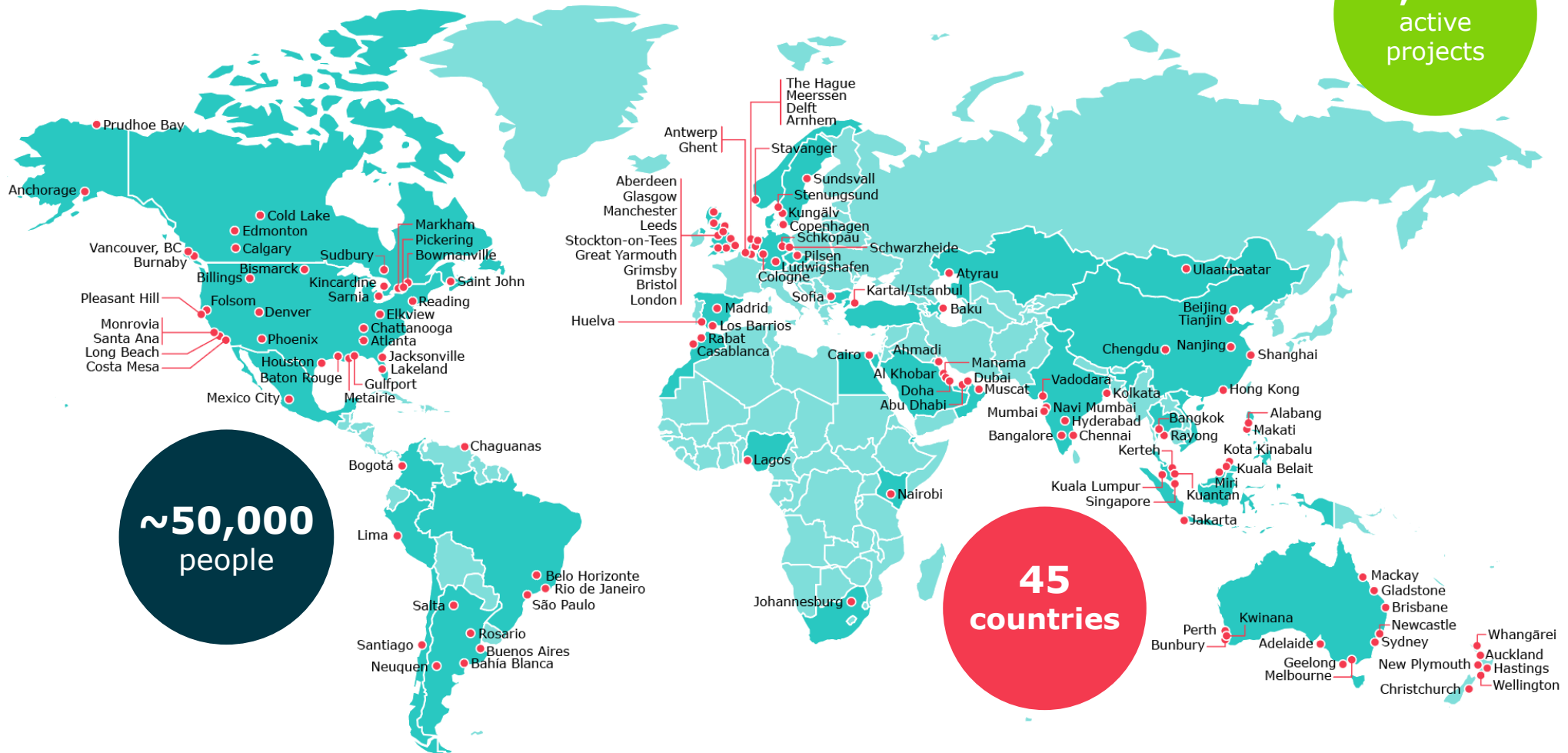
Mark Trueman

Group President
Americas



Our global footprint

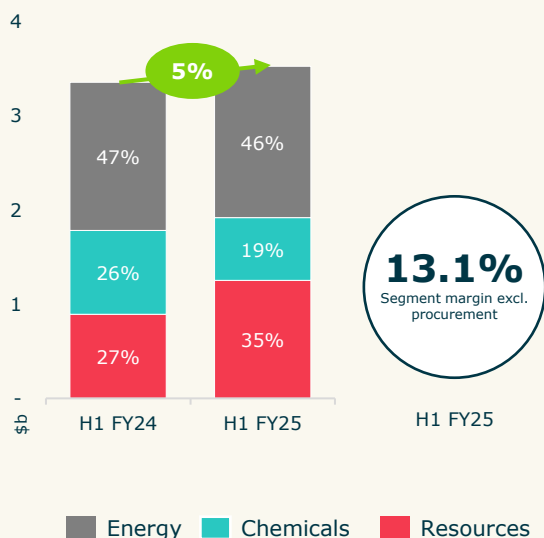
12,000+
active
projects



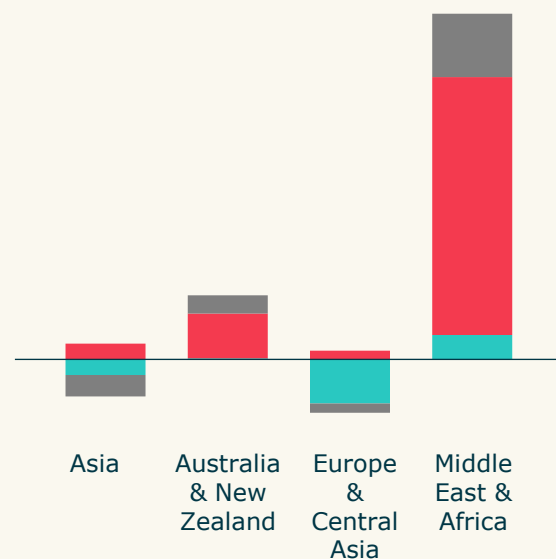
Regional updates

EMEA/APAC

Aggregated revenue

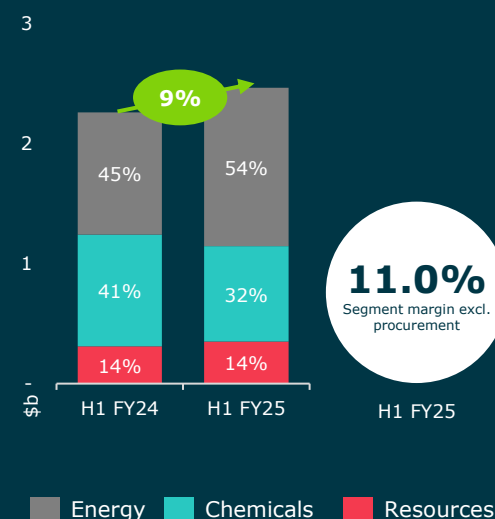


Change in pipeline⁴ since HY25

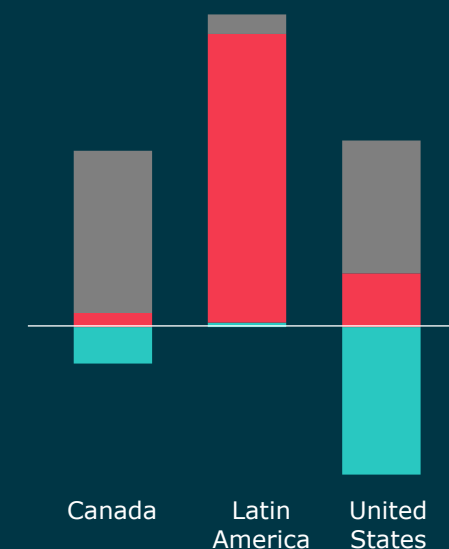


AMERICAS

Aggregated revenue



Change in pipeline⁴ since HY25



1. Factored for the likelihood of the project proceeding and being awarded to Worley
 2. Backlog definition provided on page 44 of HY25 results presentation
 3. Refer to page 55 for our definition of sustainability-related work
 4. Delta represents change in total open pipeline between HY25 (Jan-2025) results through March 2025
- General note: Scales across graphs are different

Operationalizing our strategy



Strengthen leadership in core markets

- ✓ Expanding GID and focusing on project cost control
- ✓ Talent attraction and retention
- ✓ Risk and quality management through centralized project services and standardized quality systems



Expand into growth markets and along the value chain

- ✓ Cross-regional customer and sector diversification
- ✓ Regional capability scaling to support full-service delivery
- ✓ Optimized resource planning including investing in capability uplift



Innovate to unlock opportunities and efficiency

- ✓ Scaling digitally-enabled project delivery
- ✓ Leveraging Worley Consulting to drive down levelized costs
- ✓ Deploying and piloting digital solutions including Gen AI and Agentic AI

Excellence in **operational performance**

- ✓ Margin improvement continues to flow from pipeline to backlog to revenue
- ✓ Focus on project assurance and delivery excellence
- ✓ Continued focus on lower risk contract styles

Prudent **cost & capital management**

- ✓ Continued strong cash performance
- ✓ Debt and bonding facilities provide confidence for our customers in awarding Worley large scale projects

Our customers in focus

We have a solid customer base, many of whom are well-capitalised global organisations

Our customers' decisions reflect the strategic shifts we're seeing in our markets:

- Rebalancing portfolios to support energy, chemicals and resources security and affordability
- Concentrating capital on more selective, high-return projects with strong resilience
- Prioritizing scalable transition technologies like LNG, CCUS, and energy efficiency
- Increasing focus on localised supply chains and regional project delivery



Project highlight

Enhancing energy security

Brunsbüttel LNG Terminal - Germany

Phase 2 of the FSRU terminal follows DET's successful completion with Worley of Phase 1, which integrated LNG into Germany's energy grid during the European winter of 2022-23.

This significant LNG project enhances Germany's energy security and advances its transition to a lower carbon future. We are pleased to build on our existing partnership with DET, demonstrating our project delivery capability across a wide range of project requirements, extending from engineering and procurement to this Phase 2 scope for construction, installation and commissioning.



We're partnering with our long-term customers and building relationships with new and emerging customers in growth markets.



Regional leadership perspectives

EMEA/APAC



Across EMEA and APAC, we're supporting customers who hold a **range of different strategies**. Some are pausing after early net zero commitments, while others are advancing decisively with long-term, self-funded programs. **Uncertainty around tariffs** and supply chains is real, but well-capitalized players are pressing ahead. Our role is to **provide confidence and delivery certainty** in a fragmented, complex environment.

Mark Brantley

Group President
EMEA/APAC



AMERICAS



The Americas market is **showing strength particularly with oil and gas** majors rebalancing their investments. We're seeing momentum build in traditional and transitional energy projects including LNG projects in the US, supported by **resilient capital spending** and our ability to adapt quickly. Some customers are pausing to reflect — and **we're well-positioned to support them as and when they move forward.**"

Mark Trueman

Group President
Americas



Strategy in action

Drivers of growth over
the short, medium and
long term

Andy Hemingway

Executive Group Director, Growth



How we're creating shareholder value

Our strategy



Strengthen leadership in core markets

- Help meet current and future energy, chemicals and resources demand
- Deliver sustainable solutions for our customers



Expand into growth markets and along the value chain

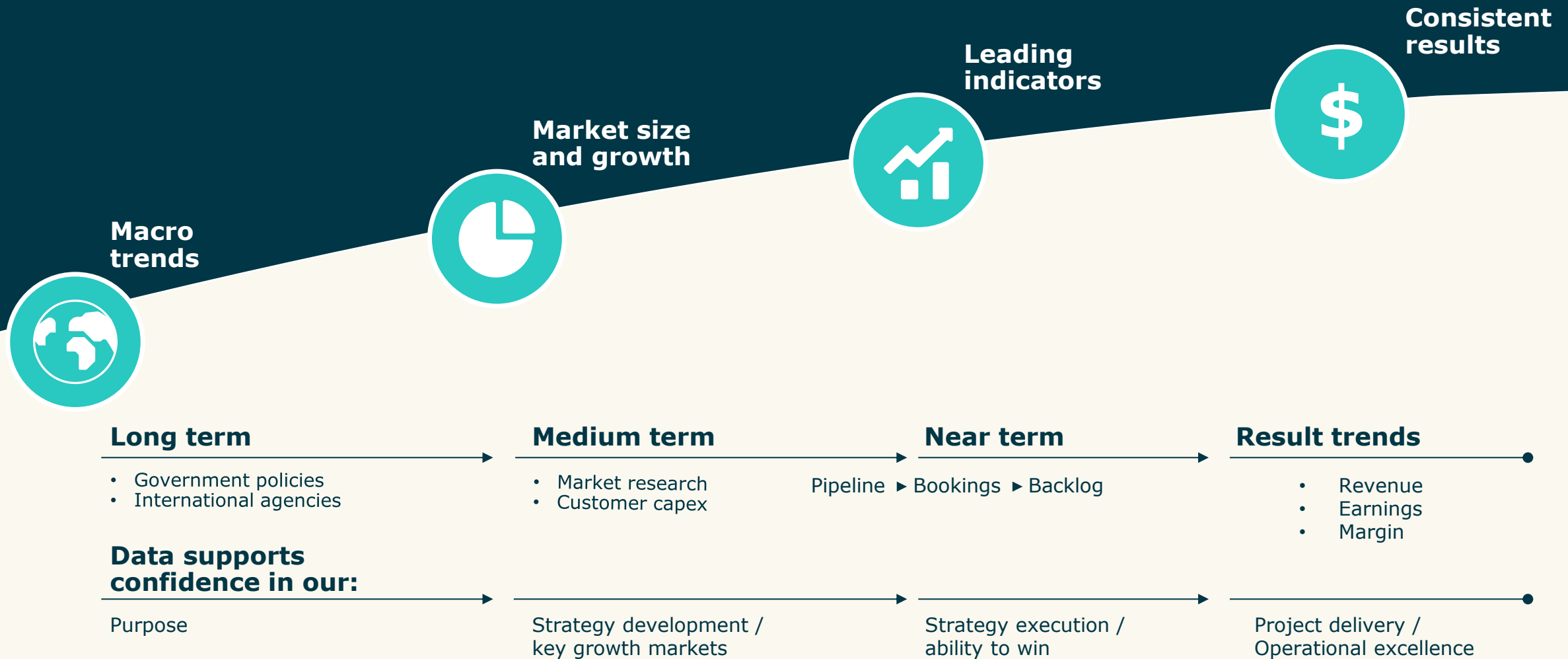
- Targeted focus in developing demand-driven markets
- Extend our end-to-end capabilities and full-project delivery



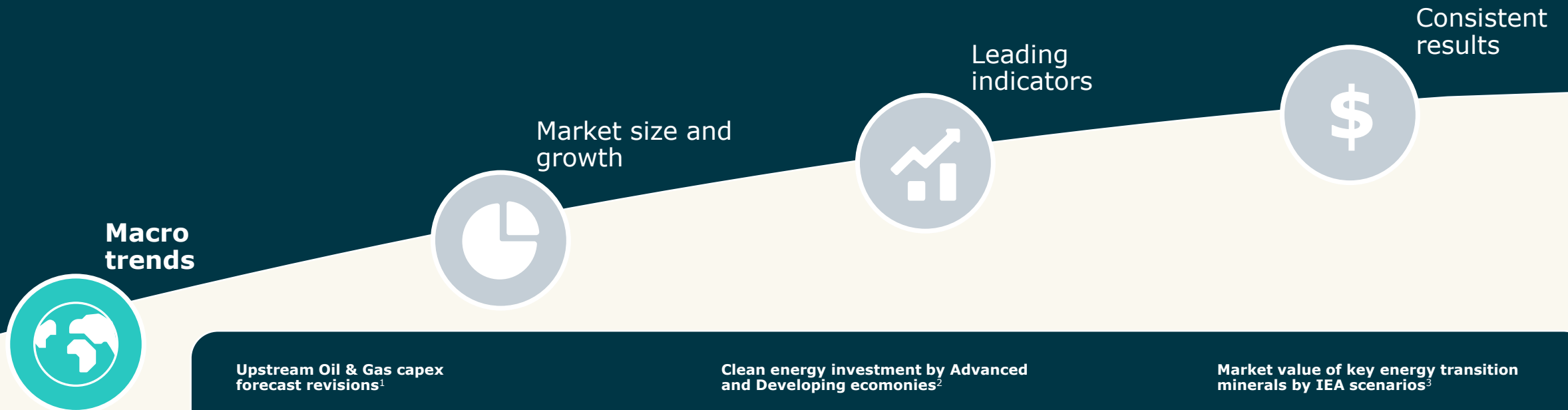
Innovate to unlock opportunities and efficiency

- Transform how we deliver work
- Develop digital and technology-driven solutions

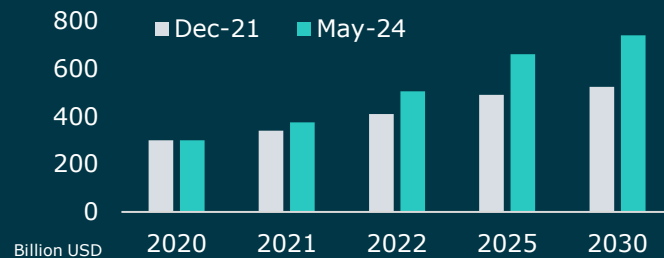
We have conviction in our strategy



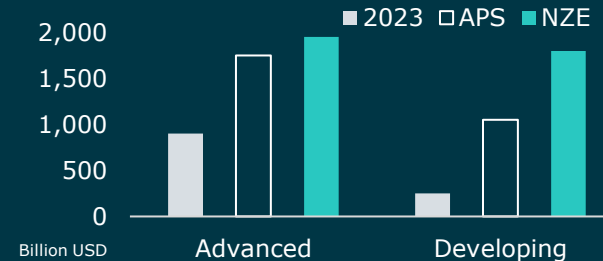
We're positively leveraged to macro trends



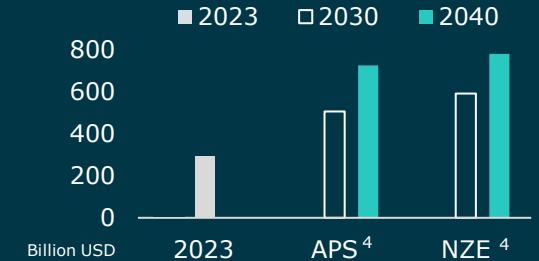
Upstream Oil & Gas capex forecast revisions¹



Clean energy investment by Advanced and Developing economies²

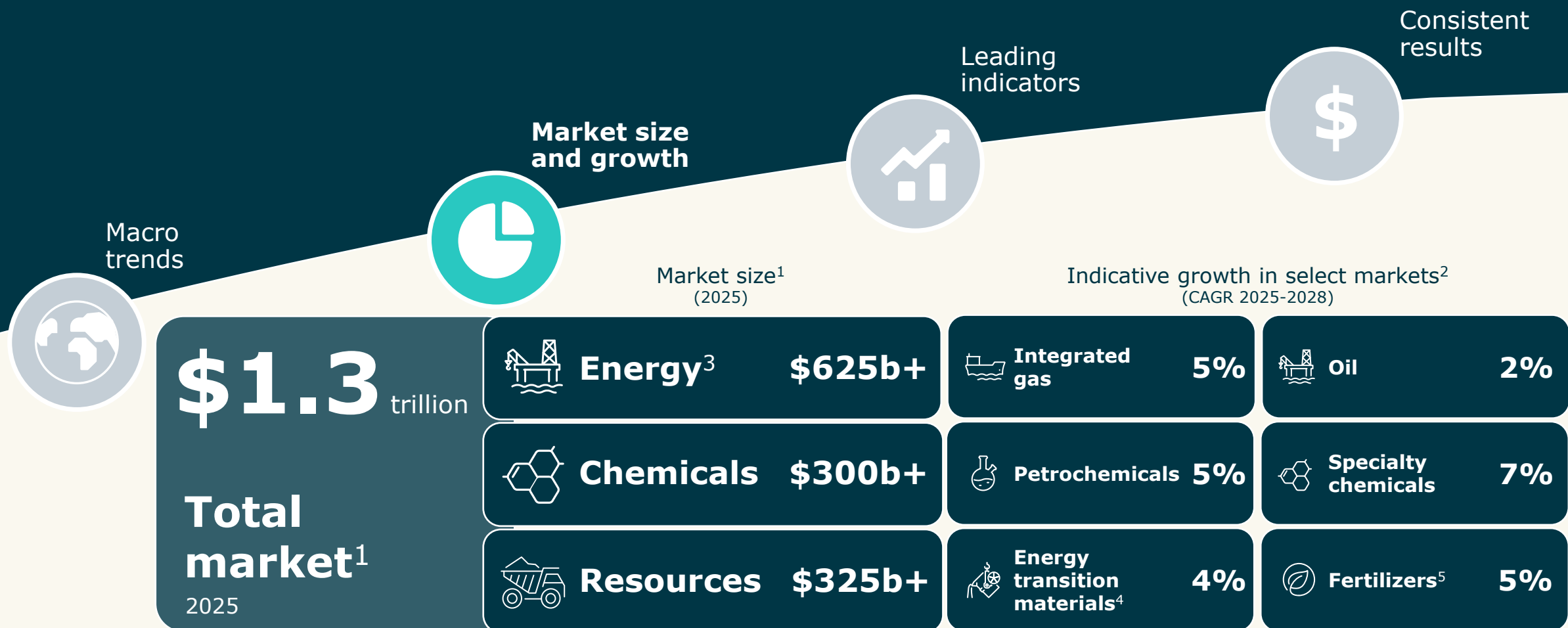


Market value of key energy transition minerals by IEA scenarios³



1. IEF, S&P Global Commodities Insights, International Energy Forum: Upstream Oil and Gas Investment Outlook 2024
 2. IEA World Energy Outlook 2024, APS and NZE represent 2035 forecasts, includes solar and wind which are not strategic markets for Worley
 3. IEA Global Critical Minerals Outlook 2024
 4. APS - Announced Pledges Scenario; NZE - Net Zero Emissions (scenarios from IEA - International Energy Agency)

We're capitalizing on market opportunities



1. Global figures shown, excluding China and Russia. Figures shown are estimates and are based on third-party sources including S&P IHS Markit, Rystad, Wood Mackenzie, BNEF, and should be regarded as indicative only.
 2. CAGR figures reflect a selection of higher-growth geographies / segments within the subsectors where Worley operates. They should not be interpreted as an aggregate market view. Only a selection of markets shown, please see slide 26 for the portfolio of subsectors where we operate.
 3. Energy market size excludes renewables and power network markets.
 4. Estimated based on projected CAPEX in diversified mining markets, including Energy Transition Materials, as well as other materials and metals. Figures excludes iron ore mining.
 5. Estimated based on projected CAPEX growth in Fertilizer production markets.

Where we play

Energy

Mature



Oil



Integrated gas



Combustion energy



Midstream energy infrastructure

Developing



Low-carbon hydrogen



Renewable energy



Networks and energy storage



Nuclear SMR



Power to X



Carbon capture

(Cross sector capability)

Chemicals



Petrochemicals



Chemicals



Refined fuels



Specialty chemicals



Sulphur recovery and re-use



Low-carbon fuels



Direct Air Capture



Ammonia / Methanol



Plastics recovery

Resources



Bulk commodities



Fertilizers



Resource infrastructure



Precious metals



Energy transition minerals



Battery materials



Water

Underpinned by:



Geographic presence
Focused on countries with high growth opportunities

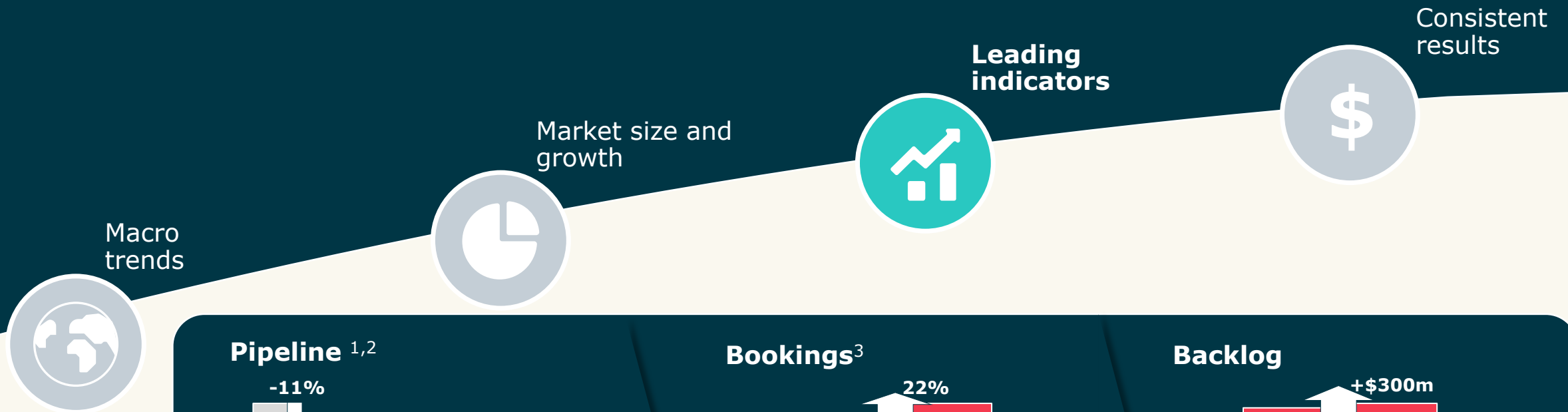


Customer base
Strong relationships with highly reputable and quality customers that share our values

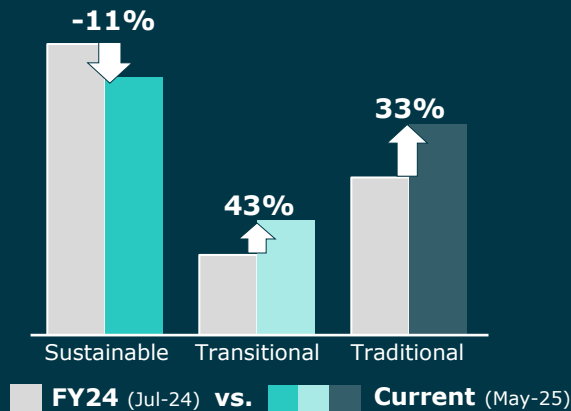


Value chain exposure
Broad engagement across the value chain, enabling early insights and full-project delivery

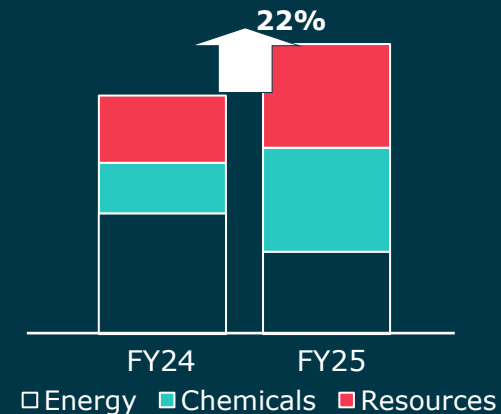
We have strong internal leading indicators



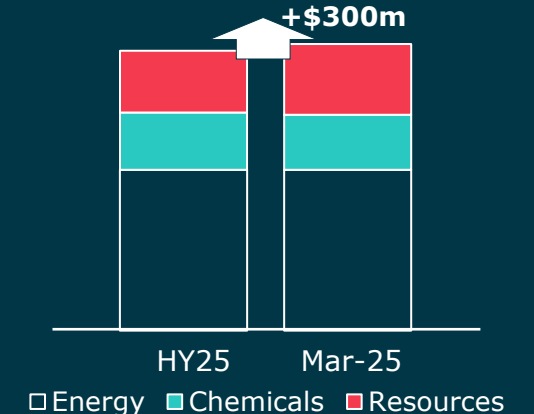
Pipeline^{1,2}



Bookings³

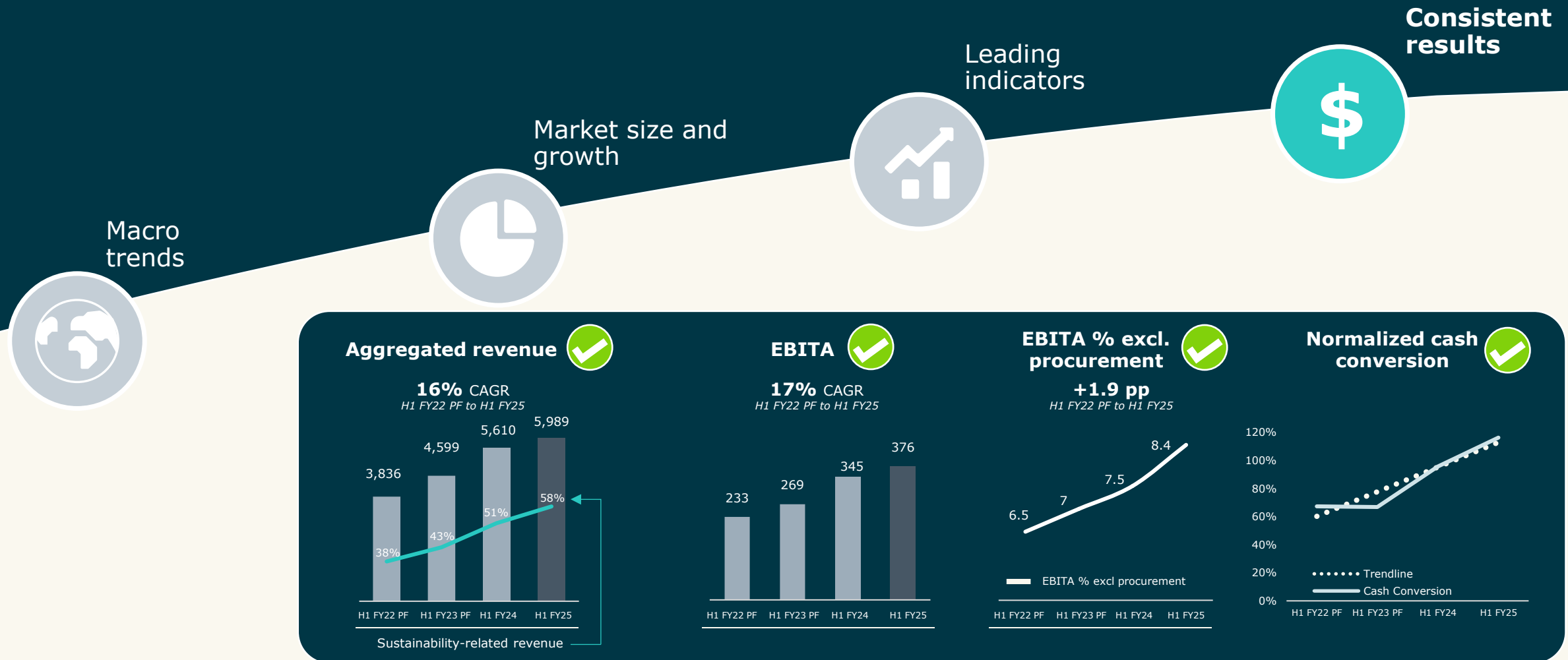


Backlog




1. Factored sales pipeline: comparison of expected opportunities to be awarded in next 12 months
2. Excludes Venture Global opportunities
3. Comparison of bookings through the first 10 months of FY24 and FY25

Our results validate our strategic focus



Our priorities are aligned with our strategy to drive value across the lifecycle of our customers' assets



Delivery: execution, integration & construction

Consulting: strategy, advisory, digital & environment

Our priorities



Operations reorganization



Margin growth and cost management



Full-project delivery capability (including Growing Consulting and Process Technology)



GID growth



Deploying digital

Technology solutions

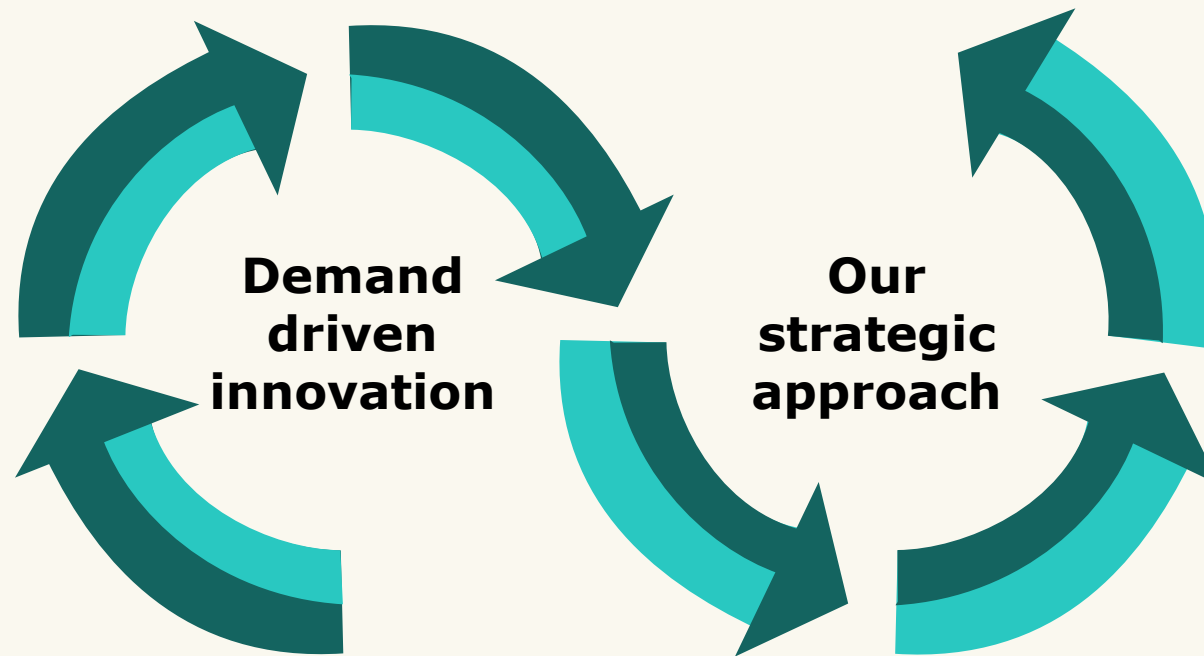
Progress on
our Build, Buy,
Partner program

Laura Leonard

Group President Technology Solutions



Expanding our Process Technology portfolio



New **customer demands** and **emerging markets** drive opportunities for innovative process technology

Blending a **Build, Buy, and Partner** philosophy to grow a strategic mix of established and emerging technologies

Our proprietary solutions deliver value through:



Technology licenses

Proprietary equipment & catalysts

EPF¹ delivery

Engineering packages

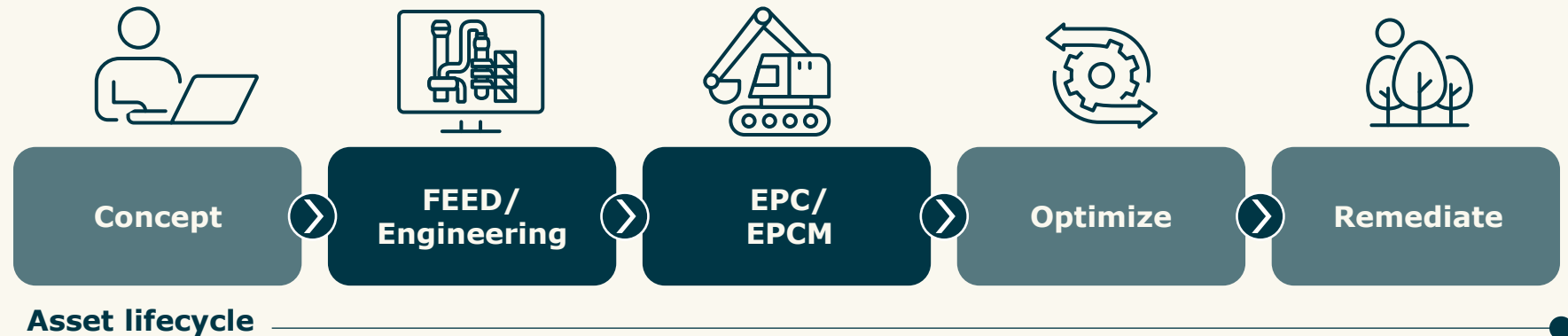
Lifecycle services

Our brands



Enhancing our competitive advantage across the value chain

Why we're confident in our Process Technology Solutions:



1 Differentiate

Strategically aligned and differentiated

2 Broaden

Enhance our capability and grow market share

3 Accelerate

Implement emerging technologies at pace



Our differentiated **Pseudo Dry Gas¹ Technology** broadens the value we deliver to our customers

¹Pseudo Dry Gas a series of subsea, inline, piggable devices that enable the economic development of gas discoveries at step-out distances of up to 300km, almost double what can be achieved with conventional approaches with lower capital cost & lower emissions when compared to subsea compression.




Technology Scaling as a Service

We're
partnering to
position
Worley in
emerging
technologies



Accelerating the **scale-up and scale-out**
of emerging technologies from:



Pilot Plant



Commercial Plant



Local impact



Global impact



Where we play

We are cultivating relationships with emerging technology companies in strategically aligned subsectors

Energy

Mature



Oil



Integrated gas



Combustion energy



Midstream energy infrastructure

Developing



Low-carbon hydrogen



Renewable energy



Networks and energy storage



Nuclear SMR



Power to X



Carbon capture

Chemicals



Petrochemicals



Chemicals



Refined fuels



Specialty chemicals



Sulphur recovery and re-use



Low-carbon fuels



Direct Air Capture



Ammonia / Methanol



Plastics recovery

Resources



Bulk commodities



Fertilizers



Resource infrastructure



Precious metals



Energy transition minerals



Battery materials



Water

(Cross sector capability)

Deploying digital

Progress on our digital solutions, including AI

Anup Sharma
Executive Group Director, Digital



Re-imagining speed to value

Our digital engine for growth



Boost

Worley's efficiency and accelerate project delivery across 12,000 projects



De-risk

Improve Capital efficiency and drive cost out across Customer Value Chain while de-risking projects



Revolutionise

asset design, build & operation...Real time optimisation through asset lifecycle



Building on Worley's decades of deep industry knowledge powered by **our technology partners** to transform our digital offering and scale

Enhancing our digital advantage

How we drive impact for our stakeholders



- **Boosting capital efficiency**
- **Accelerating project delivery**
- **Scaling workforce productivity**
- **Enhancing safety and risk management**
- **Growing digital revenue streams**
- **Strengthening competitive advantage**

Lower project costs and improved ROI

Faster time to market and earlier revenue generation

Access to more capacity and expertise without added headcount

Fewer incidents, more resilient operations

Integrated, tech-enabled delivery solutions tailored to their needs

Confidence in delivery partner with future-ready capabilities



Foundational elements of the impact we provide

Secure by design + improved margins + top line growth + supercharge our people

Delivering measurable outcomes

Driving impact across OCP's value chain



Mine

- Improved **asset productivity** and operational efficiency
- Reduced **cost of beneficiation** through better planning and resource use
- **Scalable digital foundation** for long-term mine optimization



Manufacture

- Lower **total cost of ownership** through optimized production and asset performance
- Increased **throughput** and reduced **downtime** across plants
- Standardized digital processes for consistent, **scalable operations**




Port

- Reduced **vessel turnaround time** and demurrage costs
- Increased **loading efficiency** and dock utilization
- **Integrated planning** for minimized logistics disruptions and better cost control



Farmer

- Strengthened **supply reliability** and service levels to end customers
- Better alignment of production to demand, reducing waste and cost
- Enhanced **transparency and traceability** across the product lifecycle



We are enabling end-to-end visibility, efficiency, and coordination across OCP's value chain leveraging data-driven decision-making and digitally empowered operations.

Powered by data.
Driven by technology.
Harnessed by our people.



We build AI for impact

Recently deployed solutions through our
Advanced Development Lab



AI.VendorSelect



Value add: Drives accelerated and consistent Technical Bid Evaluation through AI-powered vendor analysis and comparison



AI.HoldsFinder



Value add: Reduces delays in project delivery through AI-powered detection and extraction of holds in engineering documents



AI.Assist



Value add: Boosts productivity with AI-powered search to provide clear, fast answers from Worley's proprietary data and engineering knowledge base



Smart Response Generator



Value add: Transforms how we respond to customer queries and prepare Expressions of Interest (EOI) for prospective work –enabling our Sales team to produce more succinct EOI responses much faster than before.

Financial discipline

Tiernan O'Rourke

Chief Financial Officer

Justine Travers

Deputy Chief Financial Officer
(Incoming CFO)



We've set solid foundations



Capital sourcing

Maintain leverage at or below 2.0x
High conversion rate of income to free cash flow
Maturity profile improvement and new debt transaction
Investment grade S&P rating



Capital management

We're focused on investments that are aligned with our strategy and will deliver accretive returns such as Technology Solutions and niche bolt-ons aligned with key growth areas



Capital deployment

Investing for growth but remaining capital light
Capital returned via dividends and buybacks
Active portfolio management including divestments

**Cash
generative**



**Low capital
intensity**



**Debt / liquidity
management**



**Investing for
growth**

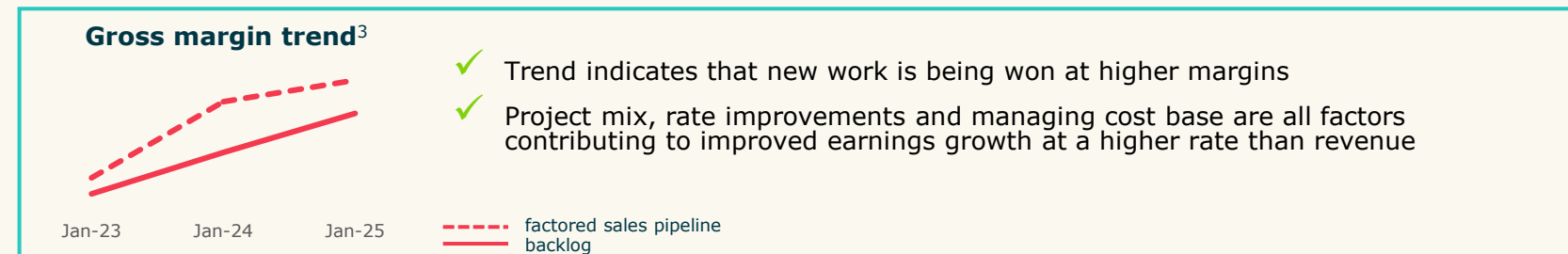
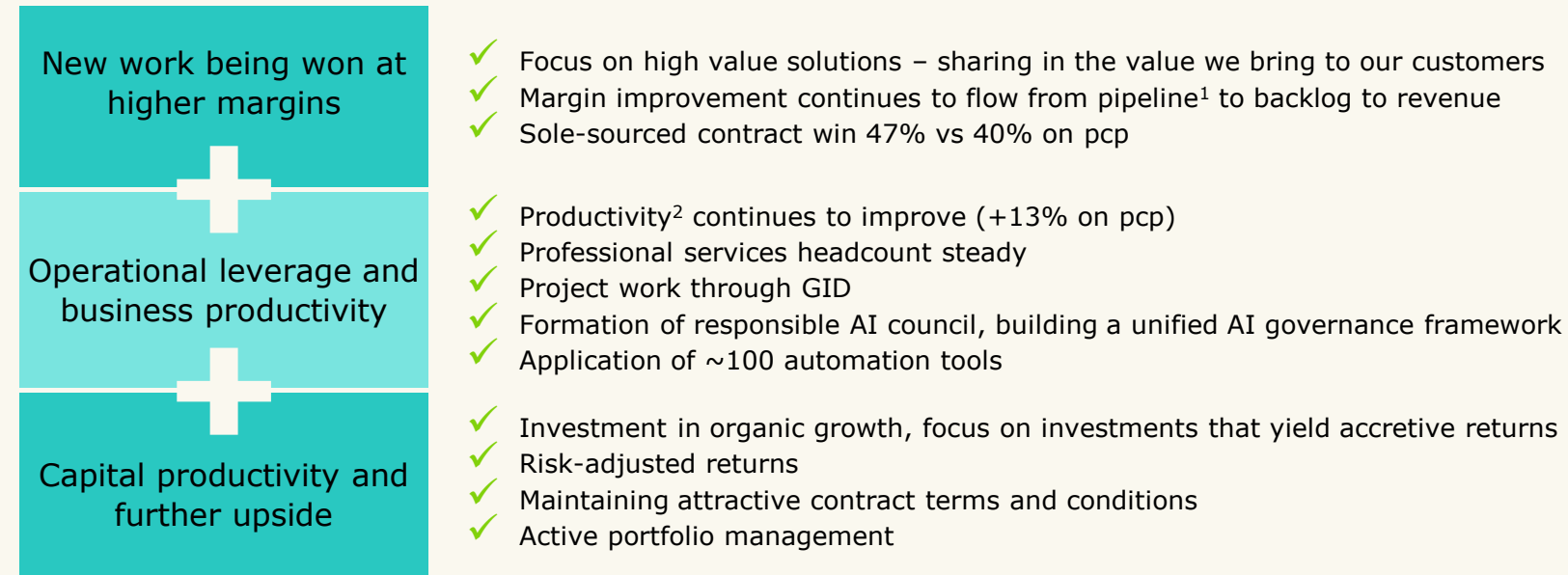


**Earnings and
margin expansion**



Margin improvement driven by deliberate strategic actions

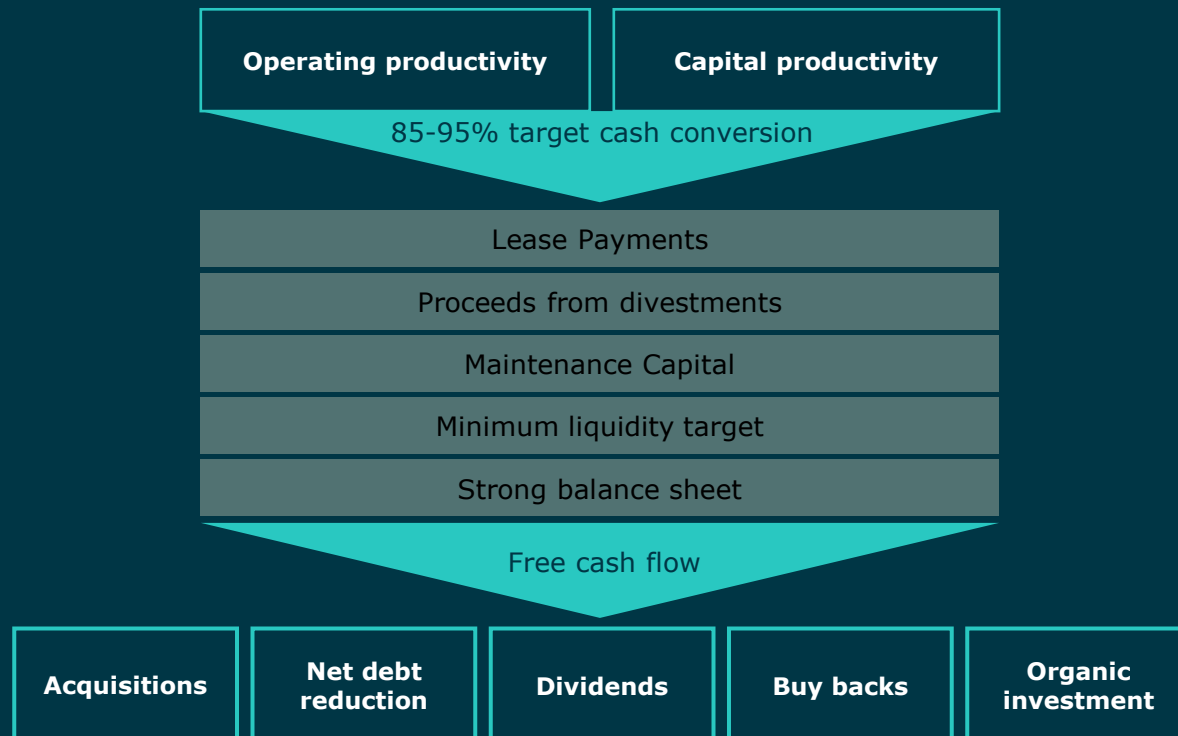
Building blocks to higher margin



1. Total open pipeline, factored for likelihood of project proceeding and being awarded to Worley.
2. Productivity factor calculated as underlying EBITA / Total headcount, as at HY2025.
3. Median gross margin % trend (excluding procurement).

Capital management principles

Our capital management architecture supports our growth plans with good liquidity, the maintenance of a strong credit rating and access to well-priced debt capital



Continued focus on...

- Robust cash management processes
- Achieving cost efficiencies
- Ongoing margin improvement
- Global systems integration
- Strategic portfolio management
- Balance sheet strength as a competitive advantage

Update on the Buy back program

Worley commenced purchasing shares on 17 March 2025.

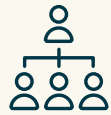
As at 7 May 2025, Worley has purchased around 8 million shares at an average price of \$12.69, for a total consideration of A\$101.6 million (excluding broker fees).

Closing remarks

Chris Ashton
Chief Executive Officer



We have a clear set of priorities driving value for our shareholders



Operations reorganization

Shift towards a more agile structure to extend full-project delivery



Margin growth and cost management

Rigorous attention to margin growth and cost efficiencies



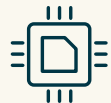
Full-project delivery capability

Early-stage consulting to process technology to full delivery



GID growth

Drive operational efficiency, value creation and innovation



Deploying digital

Rapid development of gen-ai and advanced computing to capture opportunities



Outlook

The outlook presented at H2 FY25 results¹ remains consistent with what we're expecting for FY25, subject to no further deterioration in current market conditions

- We continue to operate in an evolving geopolitical and macroeconomic environment.
- We're confident that as a well-diversified business with strong financial stability, we are well positioned and have agility to adapt our business to current market conditions.
- We are staying close to our customers and supporting them through this period of uncertainty.
- We **reconfirm our outlook expectations for FY25** targeting low double digit EBITA growth and expect the underlying EBITA margin (excluding the impact of procurement) to be within a range of 8.0-8.5%.



1. All forward looking statements, including the FY25 Group outlook, remain subject to no material deterioration in current market conditions. See page 2 for more information.

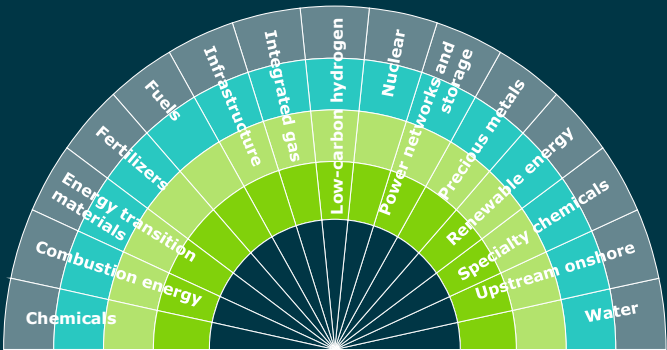
Q & A

Supplementary information



Project wins

- Total number of sustainability-related wins YTD in FY25 is up on FY24
- We continue to win a significant number of early-phase projects in traditional and sustainability-related work²



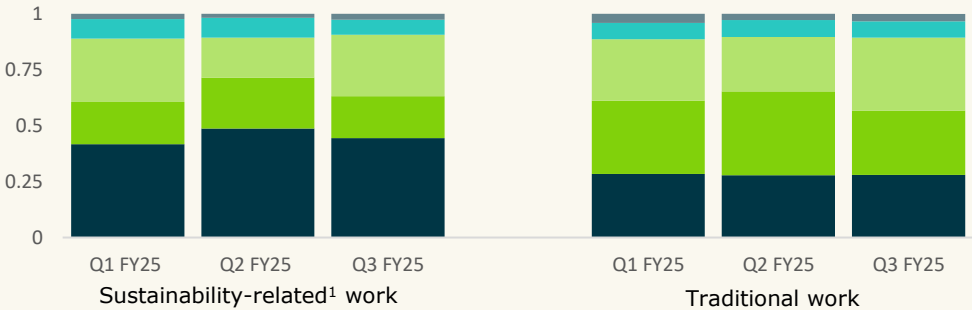
The fan depicts the work we do across all phases within our sustainability-related sub-sectors. As projects progress through later phases, the project size increases significantly.

1. Refer to page 55 for our definition of sustainability-related work.
 2. Number of wins for sustainability-related projects sorted by project phase.

Number of wins in different project phases for sustainability-related¹ work YTD in FY25 vs FY24

Wins by project phase	Sustainability-related wins						Traditional wins		
	FY25			FY24			FY25		
	Q1	Q2	Q3	Q1	Q2	Q3	Q1	Q2	Q3
Operations and maintenance	24	15	24	17	18	11	18	12	15
Construction and commissioning	92	74	61	56	77	84	33	33	33
Detailed design	297	148	252	139	200	239	123	105	147
Early phases	198	189	171	151	171	155	147	162	130
Feasibility	437	404	406	412	337	349	127	120	126
Total wins	1,048	830	914	775	803	838	448	432	451

Number of wins in different project phases as a percentage of total



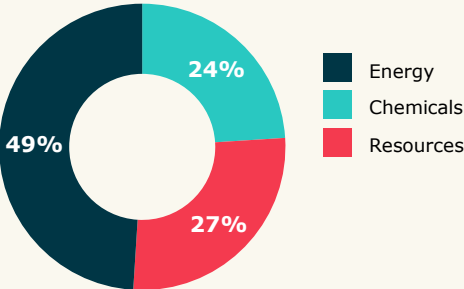
■ Feasibility ■ FEED ■ Detailed design ■ Construction & commissioning ■ Operations & maintenance

Our diversified business

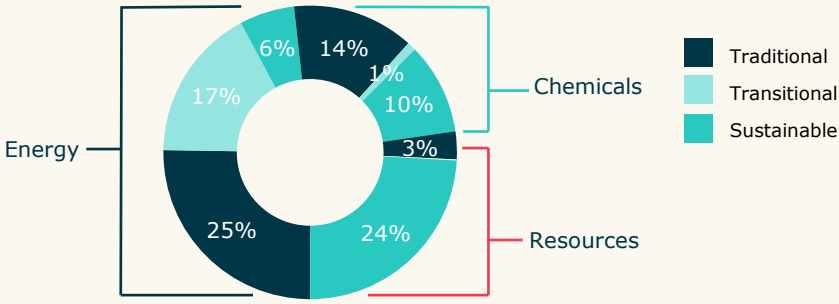
A global leader delivering knowledge-based project and asset services

- Leading position in energy, chemicals and resources
- Positioned to benefit from the energy transition shift

Sector aggregated revenue (%)



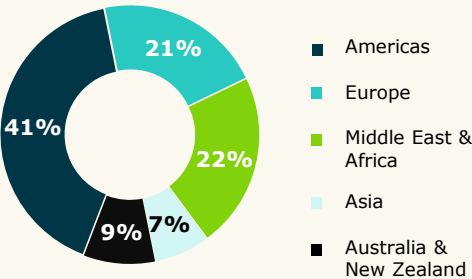
Sustainable¹ | Transitional | Traditional aggregated revenue (%)



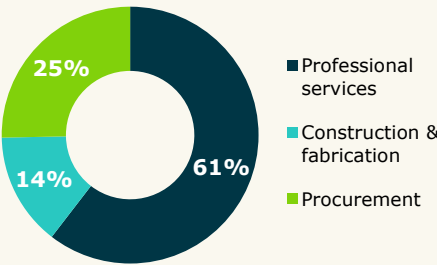
Global earnings base and broad end markets provides diversification and resilience

- High-value solutions across the full life cycle
- Low-risk commercial models
- Around half of our fixed price work is in advisory and consulting services

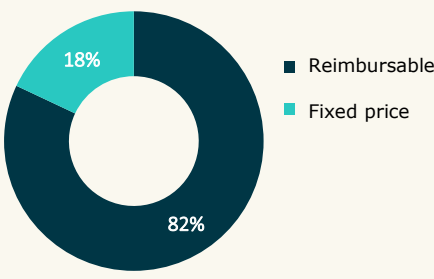
Regional aggregated revenue (%)



Type of services (%)



Contract type aggregated revenue (%)



1. Refer to page 55 for our definition of sustainability-related work.

Energy

Today's landscape

Key themes driving change

- US policy shifts causing near-term demand swings; medium-term oil stable
- Gas remains key for energy security and emissions reductions. LNG growth continues
- Customers shifting spend to higher-return projects, and sometimes away from the ET
- Decarbonization fundamentals strong, despite US (and IOCs) softening on net zero
- Clean energy faces cost and funding hurdles; renewables becoming cheaper
- Electricity demand rising with EVs, data centres, and industry
- Grid upgrades, gas-to-power, nuclear and storage needed for flexibility
- Power grid infrastructure and new generation undergoing change due to increasing power demands

Why we're confident

Our strategic differentiation

- Early moves into growth markets (e.g. low-carbon, grids)
- Applying skills in adjacent areas (e.g. CCS for cement)
- Strong grounding in conventional markets as customer re-pivot
- Agility to pivot into high-demand sectors (e.g. gas-to-power)
- Long-term customer contracts and strong relationships
- Flexible workforce adapting to changing work mix
- Focus on project efficiency and faster delivery

Highlights

60 active gas / LNG projects globally

100k + kilometers of pipelines delivered

70% market share of global H₂S and deployed sulphur removal technologies

Chemicals

Today's landscape

Key themes driving change

- Demand rising with energy transition and population growth.
- Middle East and North America investing in feedstock advantage.
- Refined fuel demand expected to decline over time.
- Regulations pushing decarbonization investment.
- Ammonia, methanol emerging as key low-carbon fuels.
- Growing focus on green chemicals and gas-to-chemicals.
- Direct Air Capture gaining industry support
- Sustainable aviation fuel (SAF) gaining momentum as airlines and regulators target emissions.

Why we're confident

Our strategic differentiation

- Decarbonizing chemical operations with major customers.
- Strong customer relationships despite market headwinds.
- Focused on low-carbon fuels and new production pathways.
- Growth in sustainable fuels and green ammonia projects.
- Strong Middle East and North America positioning.



Highlights

Supporting

9 of the top 10
global chemical companies

85+

Low carbon fuels
projects completed

900+

Petrochemicals projects
complete

Resources

Today's landscape

Key themes driving change

- Transition metals demand driving strong fundamentals.
- Short-term volatility from supply and inflation pressures.
- Long-term copper and aluminum demand surging.
- Large, diversified miners best positioned for capital.
- Customers focusing on high-margin commodities and modernization.
- Rising government interventions reshaping investment flows.
- Population growth and urbanization continues to drive demand for mined fertilizers.

Why we're confident

Our strategic differentiation

- Right capabilities, markets, and customers.
- Working with fastest-moving investors.
- Early project wins securing delivery pipeline.
- Established delivery partner having delivered EPC / EPCM projects across 6 continents for over 40 years

Highlights

120+ energy transition minerals project win in FY25

Over **\$4B** in awards in mined fertiliser projects and growing pipeline

Over **\$30B** of TIC projects currently under our study management

How we define our sustainability-related work

We categorize our overall sustainability-related as the sum of Sustainable work and Transitional work.
The combination of market segment and solution is used to determine how we categorize the work.
We refer to all work falling outside of sustainability-related group (Sustainable + Transitional) as Traditional.

	Established solutions ⁴	Transformative solutions ⁵
Traditional market segments ¹	Traditional work	Transitional work
Transitional market segments ²	Transitional work	Sustainable work
Sustainable market segments ³	Sustainable work	Sustainable work

Sustainability-related work

Examples include:

- 1. oil, chemicals, petrochemicals, refined fuels and traditional technologies for bulk commodities
- 2. integrated gas, waste to energy (gasification), waste to chemicals (pyrolysis)
- 3. hydrogen (blue, green), renewable energy, energy transition materials, crop nutrients, direct air capture, networks and energy storage, nuclear energy, low-carbon fuels, water
- 4. Core offerings such as process plant, pipelines, mine development, offshore and subsea structures, facilities, terminals, and tailings dams
- 5. Offerings that improve sustainability outcomes such as recycling, carbon capture, utilization and storage (CCUS), electrification and energy efficiency, and desalination

Glossary

\$, \$m, \$b – Australian dollars unless otherwise stated, Australian millions of dollars, Australian billions of dollars

APAC - Australia, Pacific, Asia & China

CAPEX - Capital expenditure

CCUS - Carbon Capture, Utilization and Storage

CDP - Carbon Disclosure Project

CO₂ - Carbon Dioxide

CPS - Cents Per Share

DSO - Days Sales Outstanding

EBITA - Earnings Before Interest, Tax and Amortization on acquired intangibles

EBITDA - Earnings Before Interest, Tax, Depreciation and Amortization on acquired intangibles

EMEA - Europe, Middle East & Africa

EPC - Engineering, Procurement, Construction

ESG - Environmental, Social, and Governance

EU - The European Union

FEED - Front-end engineering design

FID - Final Investment Decision

FX - Foreign Exchange

FY - Financial Year

GID - Global Integrated Delivery

gm - Gross margin

GST - Goods and Services Tax

H1/H2 - First half of the financial year/second half of the financial year

IFRS - International Financial Reporting Standard

k - thousand

LNG - Liquefied Natural Gas

LSTK - Lump Sum Turnkey

MSCI - Morgan Stanley Capital International

NPAT - Net Profit After Tax

NPATA - Net Profit After Tax excluding Amortization on acquired intangibles

O&M - Operations & Maintenance

OPEX - Operating expenditure

PBTA - Profit Before Taxation and Amortization

PCP - Prior Comparative Period

PF - Proforma excludes the divested North American Turnaround and Maintenance business

PP - Percentage Points

SDGs - Sustainable Development Goals

UK - United Kingdom

US - United States

Sustainability Encompasses those elements of our environmental, social and governance (ESG) performance. It also refers to our activities supporting our customers to meet sustainability objectives on their projects. As part of our Ambition, we provide disclosures on sustainability-related work.

Lower carbon Lower carbon denotes methodologies and technologies that effectively reduce carbon emissions and mitigate the discharge of greenhouse gases, thereby fostering environmental sustainability and combatting climate change.

Horizons

Short term (1 to 2 years) Our short-term horizon on the immediate financial planning period.

Medium term (2 to 5 years) Our medium-term horizon is focused on our strategic business plan in line with our ambition.

Long term (5 to 10 years) Our long-term horizon is focused on global trends and our net-zero aspirations.



Registered office:

Level 19, 420 George Street
Sydney NSW 2000
Australia

T: +61 2 8923 6866

E: investor.relations@worley.com

E: media.relations@worley.com

Worley Limited
ABN 17 096 090 158

[worley.com](https://www.worley.com)