

Black Rock Mining Mahenge Graphite Mine

Simply Better Graphite: Investor Update

Interview with Pitt Street Research

May 2025



BLACK ROCK
MINING LIMITED

Important notices

You are advised to read the following carefully before making any use of the information contained in this presentation.

Summary information

The material contained in this Presentation is a summary and for information purposes only.

The information in this Presentation is general in nature and does not purport to be accurate nor complete, nor does it contain all of the information that an investor may require in evaluating a possible investment in the Company, nor does it contain all the information which would be required in a disclosure document or prospectus prepared in accordance with the requirements of the Corporations Act. It has been prepared by the Company with due care but no representation or warranty, express or implied, is provided in relation to the accuracy, reliability, fairness or completeness of the information, opinions or conclusions in this Presentation by the Company or any other party involved in its preparation.

Reliance should not be placed on information or opinions contained in this Presentation and, the Company does not have any obligation to finalise, correct or update the content of this Presentation. Certain data used in this Presentation may have been obtained from research, surveys or studies conducted by third parties, including industry or general publications.

To the maximum extent permitted by law, the Company is not responsible for updating, nor undertakes to update, this Presentation. It should be read in conjunction with the Company's other periodic and continuous disclosure announcements lodged with the ASX, which are available at www.asx.com.au or at www.blackrockmining.com.au.

Forward-looking statements and forecasts

This presentation contains forward-looking statements that are subject to risk factors including, but not limited to, exploring for, developing, mining, processing and the sale of graphite. Forward-looking statements include those containing such words as anticipate, estimates, forecasts, should, will, expects, plans or similar expressions. There can be no assurance that actual outcomes will not differ materially from these forward-looking statements. You are cautioned not to place undue reliance on forward-looking statements. Any such statements, opinions and estimates in this Presentation speak only as of the date of this Presentation, are preliminary views and are based on assumptions and contingencies subject to change without notice, as are statements about market and industry trends, projections, guidance and estimates. Forward-looking statements are provided as a general guide only. Such forward-looking statements are not guarantees of future performance and involve known and unknown risks, uncertainties, assumptions and other important factors, many of which are beyond the control of the Company, and which could cause actual results or trends to differ materially from those expressed in this presentation. Actual results may vary from the information in this Presentation. The Company does not make, and this Presentation should not be relied upon as, any representation or warranty as to the accuracy, or reasonableness, of such statements or assumptions. Investors are cautioned not to place undue reliance on such statements. The Company undertakes no obligation to update publicly or release any revisions to these forward-looking statements, regardless of whether new information, future events or results or other factors affect the information contained in this Presentation.

JORC Code

It is a requirement of the ASX Listing Rules that the reporting of ore reserves and mineral resources in Australia comply with the Joint Ore Reserves Committee's Australasian Code for Reporting of Mineral Resources and Ore Reserves ("JORC Code"). Investors outside Australia should note that while ore reserve and mineral resource estimates of the Company in this document comply with the JORC Code (such JORC Code-compliant ore reserves and mineral resources being "Ore Reserves" and "Mineral Resources" respectively), and may not comply with the relevant guidelines in other countries and, in particular, do not comply with (i) National Instrument 43-101 (Standards of Disclosure for Mineral Projects) of the Canadian Securities Administrators (the "Canadian NI 43-101 Standards"); or (ii) Item 1300 of Regulation S-K, which governs disclosures of mineral reserves in registration statements filed with the SEC. Information contained in this document describing mineral deposits may not be comparable to similar information made public by companies subject to the reporting and disclosure requirements of Canadian or US securities laws.

Exploration Results, Mineral Resources and Ore Reserves

This Presentation contains previously reported exploration results and estimates of the Company's Mineral Resources and Ore Reserves. The information in this Presentation that relates to the previously reported exploration results and estimates of the Company's Mineral Resources and Ore Reserves has been extracted from the Company's previous ASX announcements dated 6 October 2016, 3 February 2022 and 8 August 2017 ("Original Announcements").

Copies of the Original Announcements are available at www.asx.com.au or www.blackrockmining.com.au. The Company confirms that it is not aware of any new information or data that materially affects the information included in the Original Announcements and, in relation to the estimates of the Company's Mineral Resources and Ore Reserves, that all material assumptions and technical parameters underpinning the estimates in the announcements continue to apply and have not materially changed. The Company confirms that the form and context in which the Competent Person's findings are presented have not been materially modified from those announcements.

Production Target

The information in this report that relates to a production target, or forecast financial information derived from a production target has been extracted from the Company's ASX announcement released on 10 October 2022. The Company confirms that all material assumptions underpinning the production target, or forecast financial information derived from the production target, in the original announcement continue to apply and have not materially changed.



Important notices

Not an offer

This Presentation is not an offer or invitation for subscription or purchase of, or a recommendation in relation to, securities in the Company and neither this Presentation nor anything contained in it shall form the basis of any contract or commitment. This Presentation is not a prospectus, product disclosure statement or other offering document under Australian law or any other law and will not be lodged with the Australian Securities and Investments Commission.

This Presentation may not be released to US wire services or distributed in the United States. This Presentation does not constitute an offer to sell, or the solicitation of an offer to buy, any securities in the United States or any other jurisdiction in which such an offer would be unlawful. The shares being offered and sold under the Placement have not been, and will not be, registered under the U.S. Securities Act of 1933, ("**U.S. Securities Act**") or the securities laws of any State or other jurisdiction of the United States. The shares issued under the Offer may not be offered or sold in the United States except in transactions exempt from, or not subject to, the registration requirements of the U.S. Securities Act and any other applicable U.S. state securities laws.

The distribution of this Presentation (including an electronic copy) in the United States and elsewhere outside Australia may be restricted by law. If you come into possession of this presentation, you should observe such restrictions. Any non-compliance with these restrictions may contravene applicable securities laws. Refer to "International Offer Restrictions" of this Presentation for more information.

Not financial product advice

This Presentation, and the information provided in it, does not constitute, and is not intended to constitute, financial product or investment advice, financial, legal, tax accounting or other advice, or a recommendation to acquire shares (or any other securities) of the Company and does not and will not form any part of any contract for the acquisition of shares being offered under the Placement. It has been prepared without taking into account the objectives, financial or tax situation or particular needs of any individual. Before making an investment decision, prospective investors should consider the appropriateness of the information having regard to their own objectives, financial and tax situation and needs and seek professional advice from their legal, financial, taxation or other independent adviser (having regard to the requirements of all relevant jurisdictions). The Company is not licensed to provide financial product advice in respect of an investment in shares. Cooling off rights do not apply to the acquisition of shares under the Offer.

Past performance

Past performance metrics and figures (including past share price performance of the Company), as well as any historic or pro forma financial information, that is included in this Presentation are provided for illustrative purposes only and should not be relied upon as (and is not) an indication of the Company's views, or that of any other party involved in its preparation, on the Company's future financial performance or condition or prospects. Investors should note that past performance of the Company, including in relation to the historical trading price of the Company's shares, production, mineral resources and ore reserves, costs and other historical financial information cannot be relied upon as an indicator of (and provides no guidance, assurance or guarantee as to) future performance, including the future trading price of shares offered and sold under the Offer. The historical information included in this presentation is, or is based on, information that has previously been released to the market.

No liability

This Presentation has been prepared by the Company in good faith, based on information available to it, including information from third parties, and has not been independently verified. No representation or warranty is made as to the accuracy, completeness or reliability of the information.

To the maximum extent permitted by law, each of the Company and its related bodies corporate, and their respective directors, employees, agents and advisers:

1. expressly disclaims any and all liability, including, without limitation, any liability arising out of fault or negligence, for any loss arising from the use of or reliance on information contained in this presentation including representations or warranties or in relation to the accuracy or completeness of the information, statements, opinions, forecasts, reports or other matters, express or implied, contained in, arising out of or derived from, or for omissions from, this presentation including, without limitation, any financial information, any estimates or projections and any other financial information derived therefrom, whether by way of negligence or otherwise; and
2. expressly excludes and disclaims all liabilities in respect of, makes no representations regarding, any part of this Presentation and make no representation or warranty as to the currency, accuracy, adequacy, reliability or completeness or fairness of any statements, estimates, options, conclusions or other information contained in this Presentation.

To the maximum extent permitted by law, the Company and its related bodies corporate and each of their respective advisers, affiliates, directors, officers, partners, employees and agents, exclude and disclaim all liability, for any expenses, losses, damages or costs incurred by you as a result of your participation in the Offer and the information in this Presentation being inaccurate or incomplete in any way for any reason, whether by negligence or otherwise.

Statements made and information presented in this Presentation are made and presented only as at the date of this Presentation and is current as at the date of this Presentation (unless otherwise indicated). The information in this Presentation remains subject to change without notice. The Company reserves the right to withdraw the Offer or vary the timetable for the Offer at any time before the issue of the relevant securities without notice.



Black Rock at a glance

Premium graphite player

Developing the Mahenge graphite project in Tanzania:

- Tier 1 scale (2nd largest reserve globally)
- Forecast first quartile costs due to hydro-dominated grid
- Differentiated geology due to more heat & pressure:
 - much higher ratio of higher-value large flake
 - diversified revenue & robust margins through the cycle

Backed by largest ex-China anode producer POSCO:

- Strategic Alliance: Black Rock major shareholder at 8.6%
- Cornerstone offtake partner (3 offtake agreements)¹
- Providing up to US\$50m in funding¹

US\$229m of funding in place

- US\$179m funding signed with DBSA, IDC and CRDB²
- US\$50m in funding signed with POSCO¹

Substantial upside if Black Rock team can execute:

- Mahenge NPV₁₀ US\$1.4bn (A\$2.1bn)³

¹Slide 22 provides more details of Black Rock's Strategic Alliance with POSCO.

²DBSA & IDC are both wholly-owned subsidiaries of the South African Govt. See ASX release 16 Sept 2024.

³Project metrics based on the eDFS Update dated 10 October 2022. NPV post-tax, post Govt 16% free carry. More detail on Slide 11. Refer to the eDFS Update for further details on the key assumptions and risks.

Capital structure

ASX ticker	BKT
Share price (14 May 2025)	\$0.027
Shares on issue	1,469.4m
Options and performance rights ⁴	191.6m
Market capitalisation (undiluted)	A\$40m
Cash (31 Mar 2025)	A\$4.6m
Debt (31 Mar 2025)	Nil

Major shareholders⁵

Copulos Group	16.8%
POSCO Group	8.6%
Turner Group	6.4%



⁴Includes 108.7m options still to be issued

⁵As per latest substantial interest notices

Black Rock team

Board of Directors



Richard Crookes, Non-exec Chair: Geologist with over 30 years executive experience in the resources and finance industries; raised capital and financed a number of projects globally, including across Africa. Previous roles include Investment Director at Mining PE Fund EMR Capital, Executive Director in Macquarie's Metals & Energy Capital and Chief Geologist / Mining Manager at Ernest Henry Mining.



John de Vries, MD & CEO: Mining Engineer with over 40 years experience in mine development and operations; professional experience spans Africa, the Pacific, the former Soviet Union, North and South America and Australia. Previously General Manager Technical Services with St Barbara, integral in the 2014 turnaround; earlier operational management roles at BHP Nickel West, Orica Mining Services and Western Mining Corp.



Ian Murray, Non-exec Director: Finance Executive with over 20 years corporate experience in the publicly listed resources sector; led highly successful project developments, major acquisitions, company restructures and stock exchange listings. Previous roles include CEO of Gold Road Resources, CEO and CFO of DRDGold Ltd, Director of Rand Refinery Ltd and GoldMoney.com, and senior positions at KPMG, PwC and Bioclones.



Ursula Phillips, Non-exec Director: Ms Phillips has over 10 years experience in management of major organisations spanning technology, operations and risk, and more than 20 years in complex program management and transformation. Ms Phillips' prior experience includes CTO for Tattarang, CTO at PepsiCo ANZ and Chief Information / Chief Risk Officer at Real Pet Food Company.



Dongjoo (DJ) Kim, Non-exec Director: Mr Kim is POSCO's nominated director and is a Senior Manager at POSCO International's Sydney office. His responsibilities include purchasing and investing in raw materials in Australia, as well as managing various investment projects. Since joining POSCO International in 2010, DJ has accumulated over 15 years of experience in the raw materials investment, purchasing and sales.

Management



Stuart McIntyre, GM Corporate Development: Mining analyst with over 15 years experience. Previous roles include sell-side mining analyst for Royal Bank of Canada and Blue Ocean Equities and associate at Cutfield Freeman, a mining-focused corporate finance boutique in London. Stuart has degrees in Civil Engineering and Commerce from the University of Sydney and a diploma of corporate finance from the London Business School.



Daniel Pantany, GM Engineering & Technical: Civil Engineer with over 25 years experience in mining project development in Africa and Australia across a broad range of project delivery roles including EPCM, EP, and lump sum EPC contracts. His most recent position was with CPC Engineering including secondment as Project Engineering Manager for Syrah's Balama project. Black Rock's Study Manager for Mahenge since 2018.



Paul Sims, CFO: A highly credentialled finance resources executive with over 25 years of executive experience in the resources industry, spanning both commercial and financial roles at BHP, Western Mining Corp, Minara Resources and Karara Mining. Mr Sims has extensive experience in debt finance, project management and cost control. He has a Bachelor of Business degree from Curtin University and is a Fellow of CPA Australia.



Rae Wyatt, Chief People and Sustainability Officer: Experienced HR professional with 15 years experience in the resources industry, specialising in project development and stakeholder engagement with communities. Ms Wyatt has most recently held senior roles at Clean TeQ (Sunrise Metals), Gold Road and Macmahons. She has a degree in commerce from Curtin University in HR and Industrial Relations and is a graduate of AICD.

POSCO SPG plant approved

In April 2025, POSCO approved construction of its own US\$277m SPG plant in Korea¹, starting in 2H CY25 with first production due in 2027



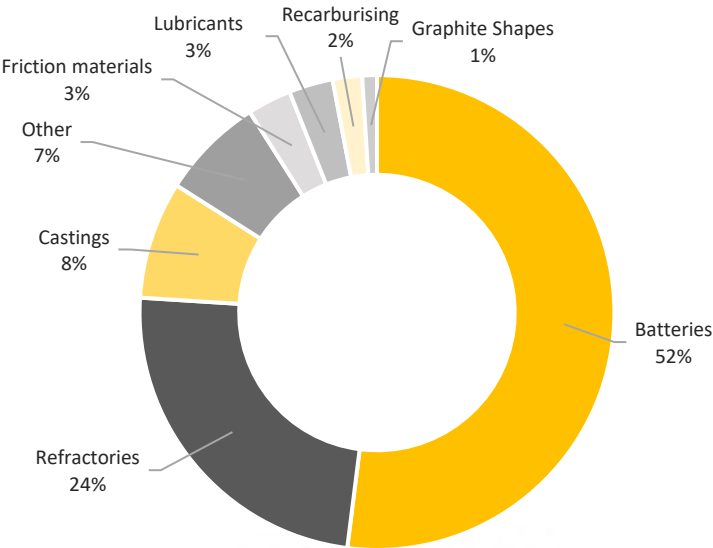
POSCO Future M's battery plant in Korea

- A pivotal development for Black Rock and the natural graphite sector
- Represents the worlds largest SPG plant not controlled by China
- POSCO has reviewed a large number of graphite assets, but has only invested in one listed graphite developer → **Black Rock Mining**
- Black Rock's Mahenge graphite project is under contract to provide the primary feed for POSCO's new SPG plant
- Because ~98% of the worlds current SPG capacity is controlled by China, finding a blue-chip offtake partner for fines which is acceptable to debt providers is one of the *key* barriers to entry for graphite developers
- Black Rock has binding offtake agreements in place with POSCO for 100% of the fines production for Mahenge Module 1 & 2
- Construction approval of SPG plant reduces risk for Black Rock

Graphite Uses

The fastest growing market for graphite is Li-ion batteries

However, large flake markets are higher value & margin and cannot be substituted with synthetic (60% of Mahenge’s volume)



SMALL FLAKE (FINES)

Lithium-Ion Batteries
Paint & Coatings
Lubricants
Pencils



LARGE FLAKE

Flame Retardants
Refractories
Aviation
Lithium-Ion Batteries



JUMBO FLAKE

Flame Retardants
Gaskets & Seals
Expandable Graphite
Fuel Cells

Price increases with flake size

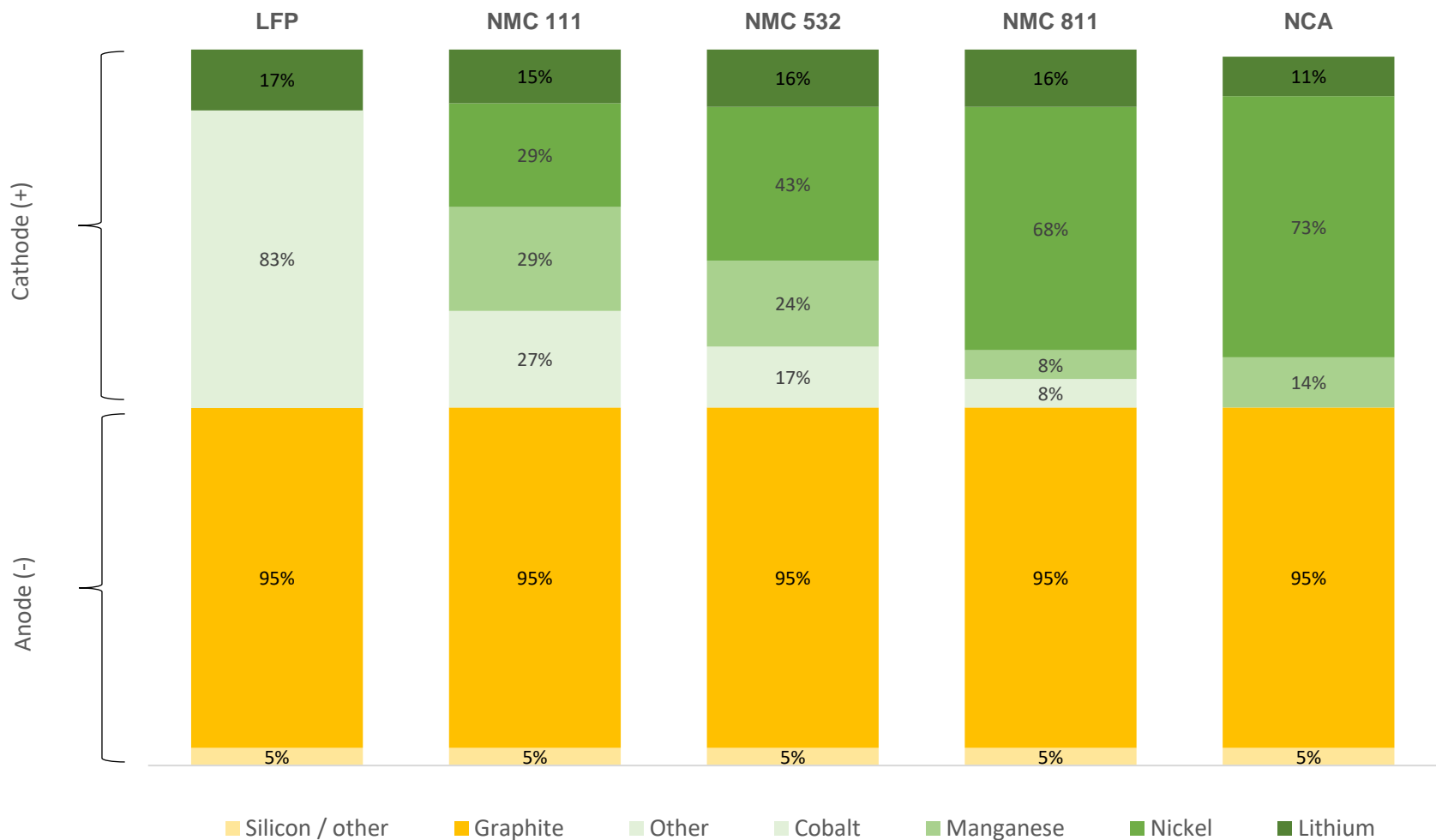


Graphite in batteries

The largest volume ingredient required for Li-ion batteries is graphite

Li-ion batteries typically contain ~7-10x more graphite than lithium

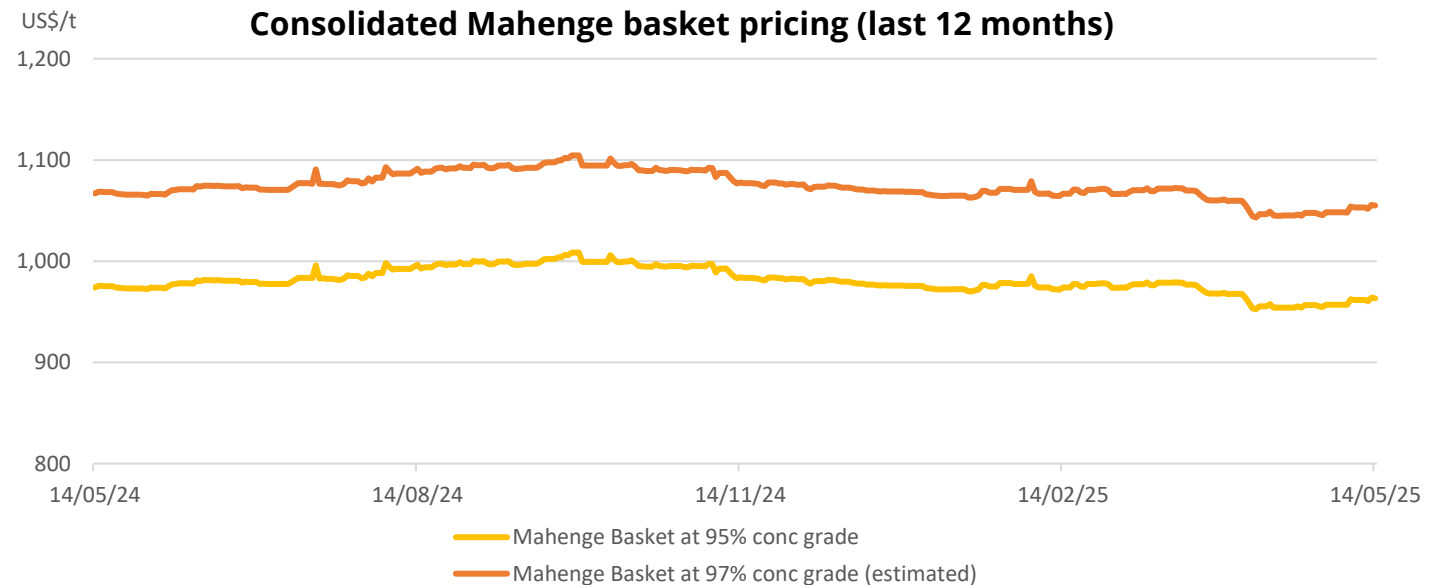
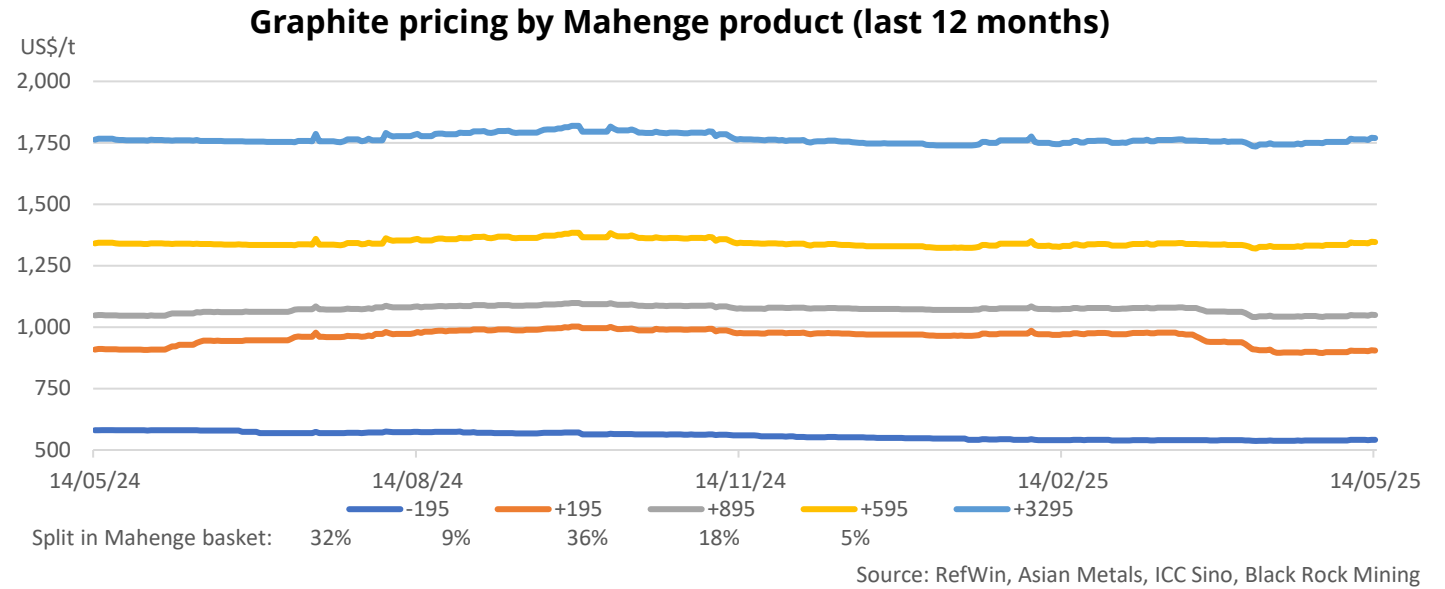
Graphite is the dominant anode material, regardless of battery chemistry



Source: Pallinghurst-Traxys battery analysis. %s represent the proportions of cathode and anode in each battery respectively. NCA batteries contain 2% aluminium (not shown)

Healthy margins at spot prices

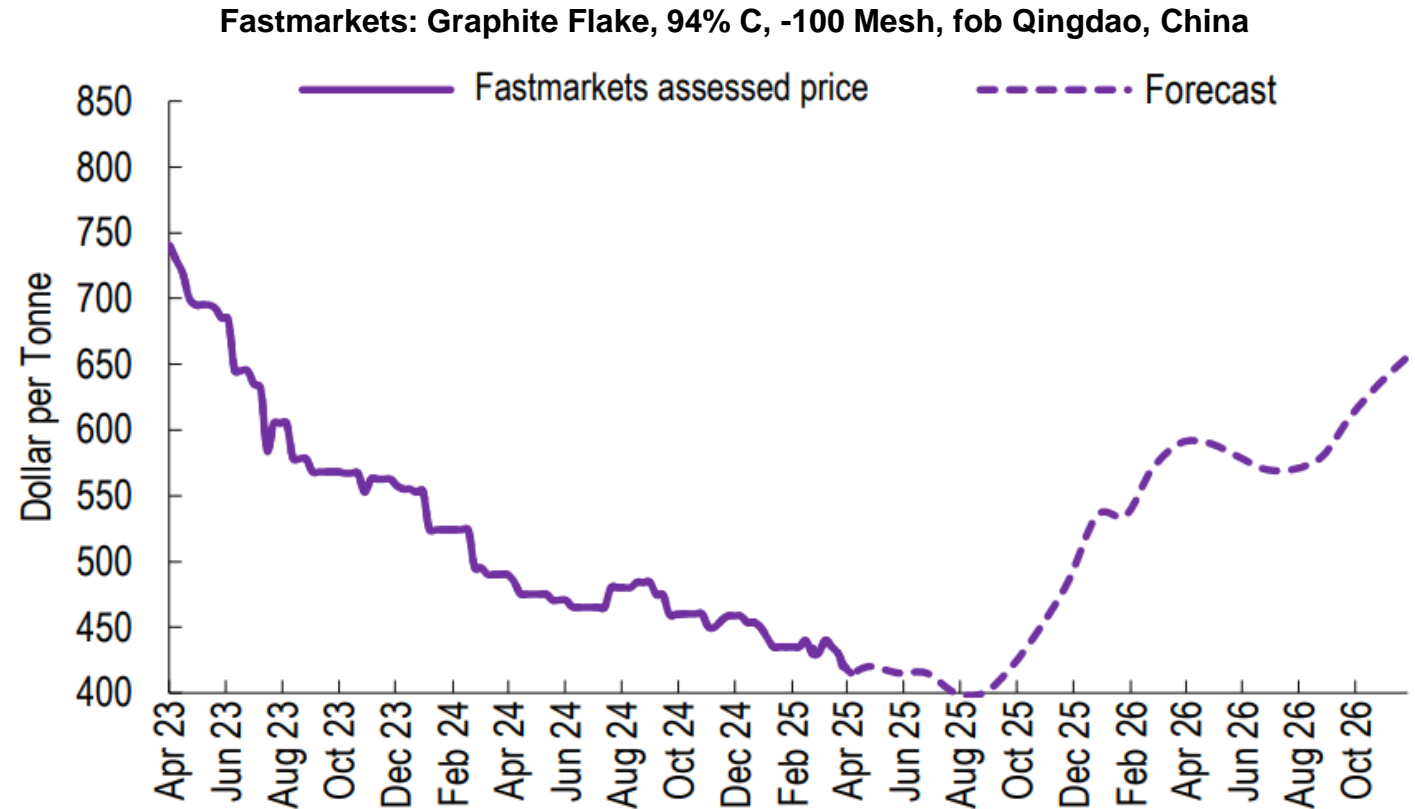
Mahenge has diversified revenue from different markets and current prices support healthy potential margins at forecast AISC of US\$518/t



Black Rock sensitivity: 10% increase in basket price = 20% increase in unlevered NPV ⁹

Improving outlook for fines prices

Strong demand outlook for battery-grade fines on expected growth in electric vehicles & static storage



Source: Fastmarkets BRM Lithium & Graphite Short-term Forecast Tracker, 15 April 2025

- Graphite fines price close to all time lows
- Most graphite mines are predominantly fines and loss making at current prices. i.e. Current prices are clearly not sustainable
- Natural graphite demand expected to double over the next 10 years¹
- Fastmarkets forecasting recovery in graphite fines price from 2H CY25

A snapshot of the Mahenge Graphite Project

Simple open pit mine development with outstanding forecast returns¹

US\$1.4bn

NPV_{10 nom} post tax, post 16% FC

36%

Post-tax, ungeared IRR

89ktpa

Module 1 production* (1mtpa)

US\$231m

Module 1 capex + power line*

347ktpa

Steady production (4 x 1Mtpa)

95 – 99%+ TGC purity
59% +80 mesh, 41% -80
Concentrate product

US\$1,709/t

Basket graphite price***

US\$518/t

All-In-Sustaining-Cost**

26 years

Initial operating life

¹See Black Rock ASX release dated 10 October 2022, Black Rock completes FEED and eDFS Update. All technical parameters, including in the estimation of Mineral Resources or Ore Reserves, underpinning the estimates continue to apply and have not materially changed. The estimated Ore Reserves and Mineral Resources underpinning the production and financial forecasts were prepared by Competent Persons in accordance with the requirements in Appendix 5A (JORC Code). There are two key changes since eDFS Update and the aggregate impact is only -1% to NPV (within the margin of error) – Initial capex now includes US\$16m for early works & other costs which adds 4 months to the 20-month construction period & Black Rock has agreed improved terms under the TANESCO contract. Power line capex plus interest to be recouped over the first 4 years and power costs expected to be –US8c/kWh (see ASX release dated 12 May 2025).

*Includes US\$182m for Module 1 capex + US\$33m for power line + US\$16m for early works & other costs. Forecast Capex has been classified as a Class 2 estimate with accuracy of ±10% as defined by AACE. **Average over first 10 years. ***Expert Consensus is the average forecast from Benchmark Mineral Intelligence, Fastmarkets and Wood Mackenzie over the first 10 years.

Black Rock has accepted proposed terms from the Govt of Tanzania in writing in relation a waiver on capital gains tax applicable under Section 56 of the Income Tax Act, which is triggered when a foreign entity which own a Tanzanian asset dilutes by more than 50%. It has been agreed that any applicable capital tax would be deferred by seven years (to the fifth year of production) with repayment spread across the balance of the project life via an increase in the Govt free carried interest to be negotiated in the fifth year of production based on a joint review of the Project's economic returns. Based on the NPV of Mahenge in the eDFS Update in October 2022, the Company estimates the potential impact to NPV at ~3%. While the Company has accepted these terms formally in writing, until the agreement has been documented and signed, there remains a risk that terms could change.

Why Mahenge?

Unique competitive advantages driven by geology and substantial existing infrastructure



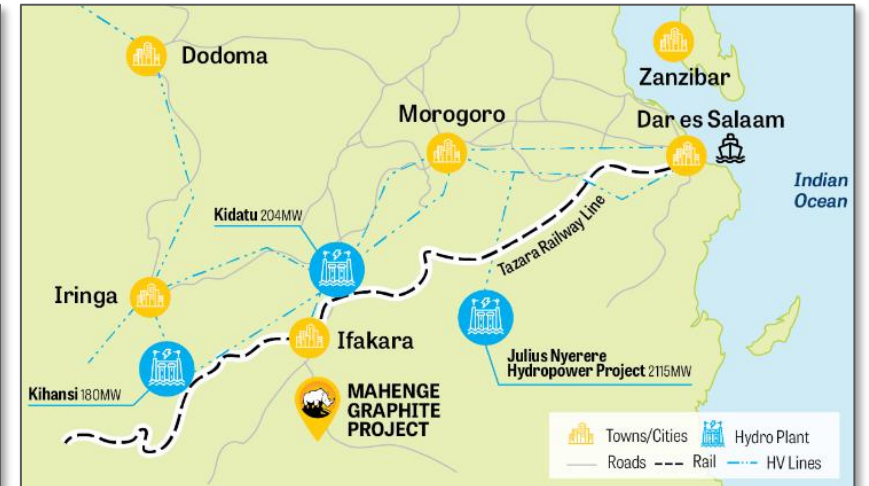
Julius Nyerere HydroPower Project (2115MW)



Large container port in Dar es Salaam



Tazara Railway Line



Geology

- ★ Mahenge's 70.5mt Reserve makes it the 2nd largest graphite Reserve in the world (more detail provided on Slide 27)
- ★ Low deleterious impurities and favourable metallurgy means that Mahenge is expected to be able to produce up to 99% TGC concentrate purity, solely with conventional flotation processing

Substantial existing infrastructure

- ★ Potential access to key infrastructure, hydro-dominated & competitively priced grid power, rail, airstrip, water and dry stack tailings disposal
- ★ Logistics advantages with processing through Dar es Salaam high volume container port

Forecast first quartile costs

First quartile assets are typically higher margin and more robust through the cycle

Driven by:



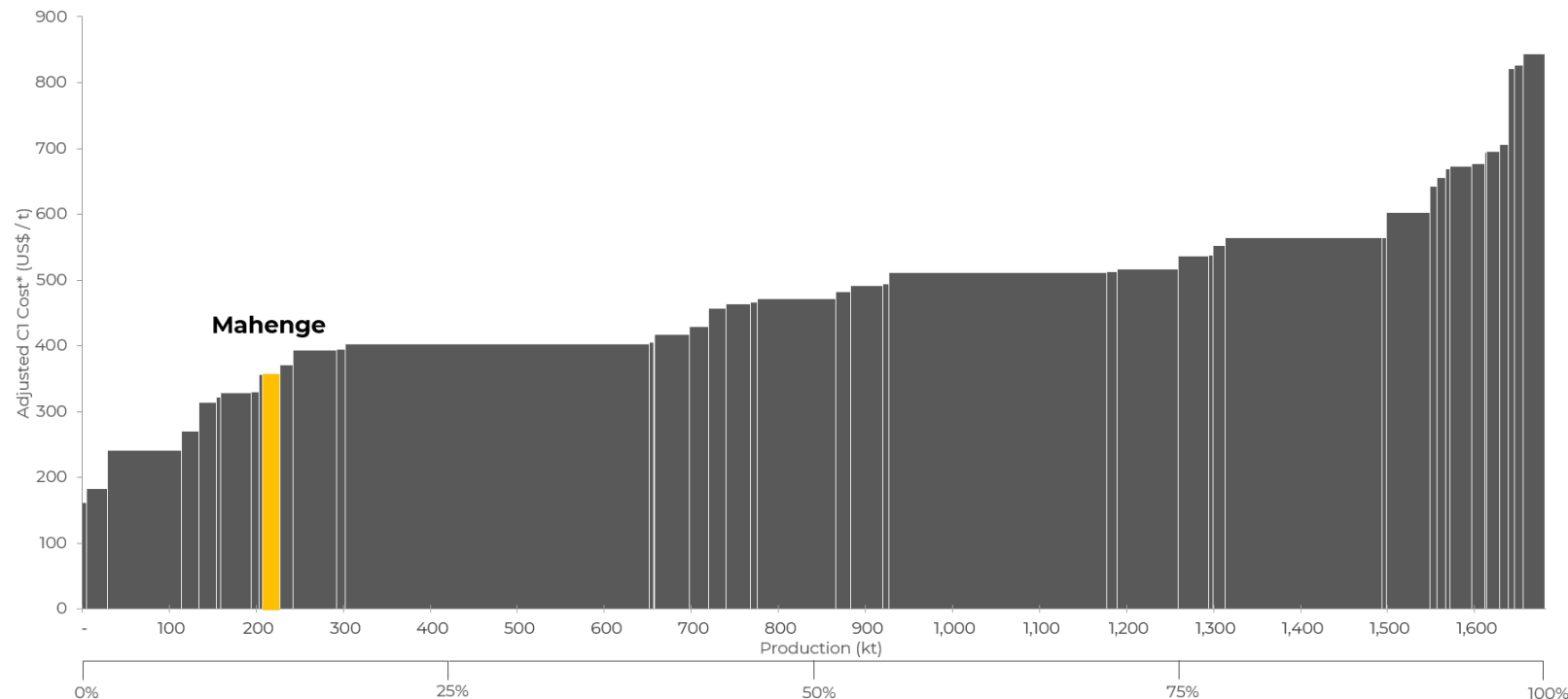
Connection to competitively-priced hydro-dominated grid power



Geological advantages with more higher value large flake graphite



2024 Adjusted C1 Cost Curve*



Sources: Benchmark Mineral Intelligence Flake Graphite Report Q2 CY22, Black Rock Mining, Company Data

C1 Cash Costs are defined as Cash Costs excluding royalties and sustaining capex.

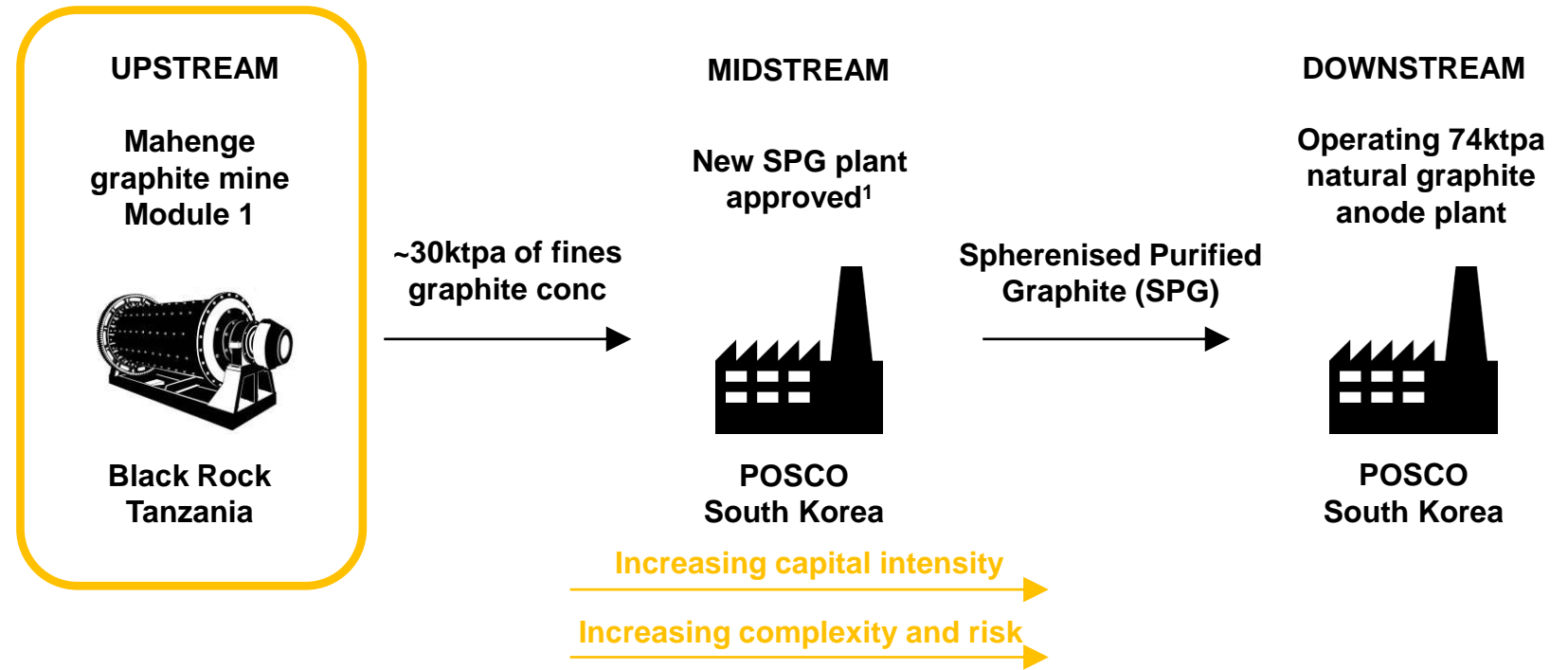
*C1 Costs adjusted for flake size distribution: Based on forecast pricing for 94-95% in 2024, Mahenge's average price is forecast to be US\$107/t above the peer average due to a higher proportion of large flake. Mahenge's Adjusted C1 Costs of US\$359/t are based on C1 Costs of US\$466/t less the US\$107/t for above average revenue compared to the peer group.

Ignores the benefit of Mahenge's higher purity concentrates of up to 98% which could potentially improve Black Rock's relative position by up to ~US\$40-60/t per 1% above 95% pricing.

Refer to the eDFS Update dated 10 October 2022 for further details on the key Project assumptions and risks

A simpler development plan

A lower risk, much lower capex pathway to cashflow than most peers



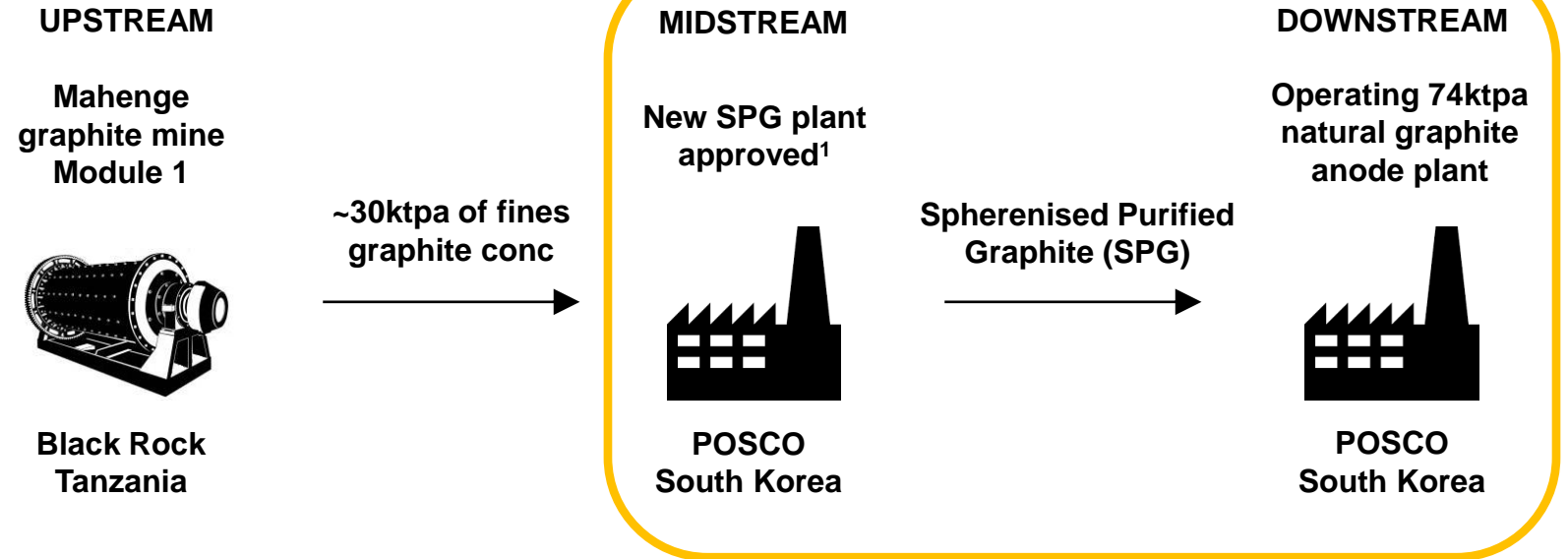
Black Rock initially focused on an UPSTREAM business only. i.e. Focused on the section of the supply chain where it has *competitive advantages, proven expertise* and which is forecast to make *healthy margins at current prices*.

This approach is strongly differentiated from most peers and Black Rock:

- Does not compete with its customers
- Has much lower capital intensity
- Has much lower complexity and much lower risk

POSCO's anode business

Promising recent signals & commentary from POSCO



- ***“OEMs have been flooding us with supply requests recently”***
Source: CEO, POSCO Future M²
- **POSCO Future M approves US\$277m spherical graphite plant in Korea**
Construction to start in 2H CY25; Mass production likely to start 2027¹
- **POSCO Future M announces new anode material technologies**
Introduced low-expansion natural graphite anode materials to enable 30% faster charging; Mass production of these products planned from 2027³

¹Source: 22 April 2025, <https://mkbn.mk.co.kr/news/english/11299032>

²Source: 24 March 2025, <https://www.poscochemical.com/en/pr/view.do?num=914>

³Source: 5 March 2025, <https://www.poscochemical.com/en/pr/view.do?num=904>

⁴Assuming a ~40% yield-to-SPG, POSCO's existing 74ktpa natural graphite anode plant requires ~185ktpa of natural graphite concentrate (ignoring growth plans). For context, the Mahenge graphite mine is expected to supply ~30ktpa of graphite conc per Module.

ESG focused ecosystem

A new greener source of graphite with best practice whole of supply chain strategy



Permitted



Robust Compliance

Battery


Large Flake

Customer Markets



Local Content & Community

- 55% of capex in Tanzania, 76% in SADC
- Resettlement Action Plan prepared
- Interim Livelihood Restoration Program underway



Mahenge Graphite Deposit

- High-grade graphite
- Low deleterious elements
- Low strip ratio



Hydro Electric Power

- Low carbon power supply, and transport footprint



Simple Processing

- Three stage polishing
- No wet screen
- Low energy

Dry Tailings

- Reduced footprint
- Eliminates risk of tailings dam failure
- Does not compete with local communities for water




Development timetable

First production expected to be 24 months from FID

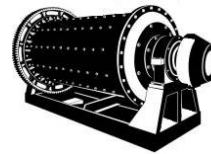
- US\$179m facility agreement in place with DBSA, IDC and CRDB¹:
 - US\$113m Term Debt
 - US\$20m Working Capital Facility
 - US\$20m Cost Overrun Facility
 - US\$26m Bank Guarantee for Mine Closure
- US\$50m from POSCO approved² (US\$40m equity + US\$10m prepay)
- Targeting first production in CY27, 24 months from FID³

Module 1
1mtpa



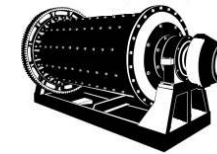
Initial Capex US\$231m⁴
Production 89ktpa+

Module 2
1mtpa



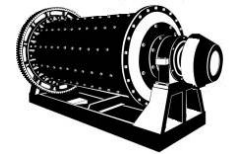
Capex US\$107m
Production 85ktpa+

Module 3
1mtpa



Capex US\$117m
Production 85ktpa+

Module 4
1mtpa



Capex US\$104m
Production 85ktpa+

¹Based on ~7.5-year tenor, interest rate based on SOFR + margin. More detailed debt terms provided in Schedule 1 of ASX release 16 Sept 2024.

²Slide 22 provides more detail on Black Rock's Strategic Alliance with POSCO.

³FID is Final Investment Decision. 24 months comprises 4 months of early works + 20 month construction period.

⁴Initial Capex = US\$182m for Module 1 capex + US\$33m for the power line + US\$16m for early works & other costs. More detail on Slide 11.
Initial Capex excludes financing costs, interest during construction, taxes, working capital and lender requirements (DSRA, insurance, etc)

Potential de-risking milestones

Several key Project milestones expected near term

Status of key de-risking milestones :

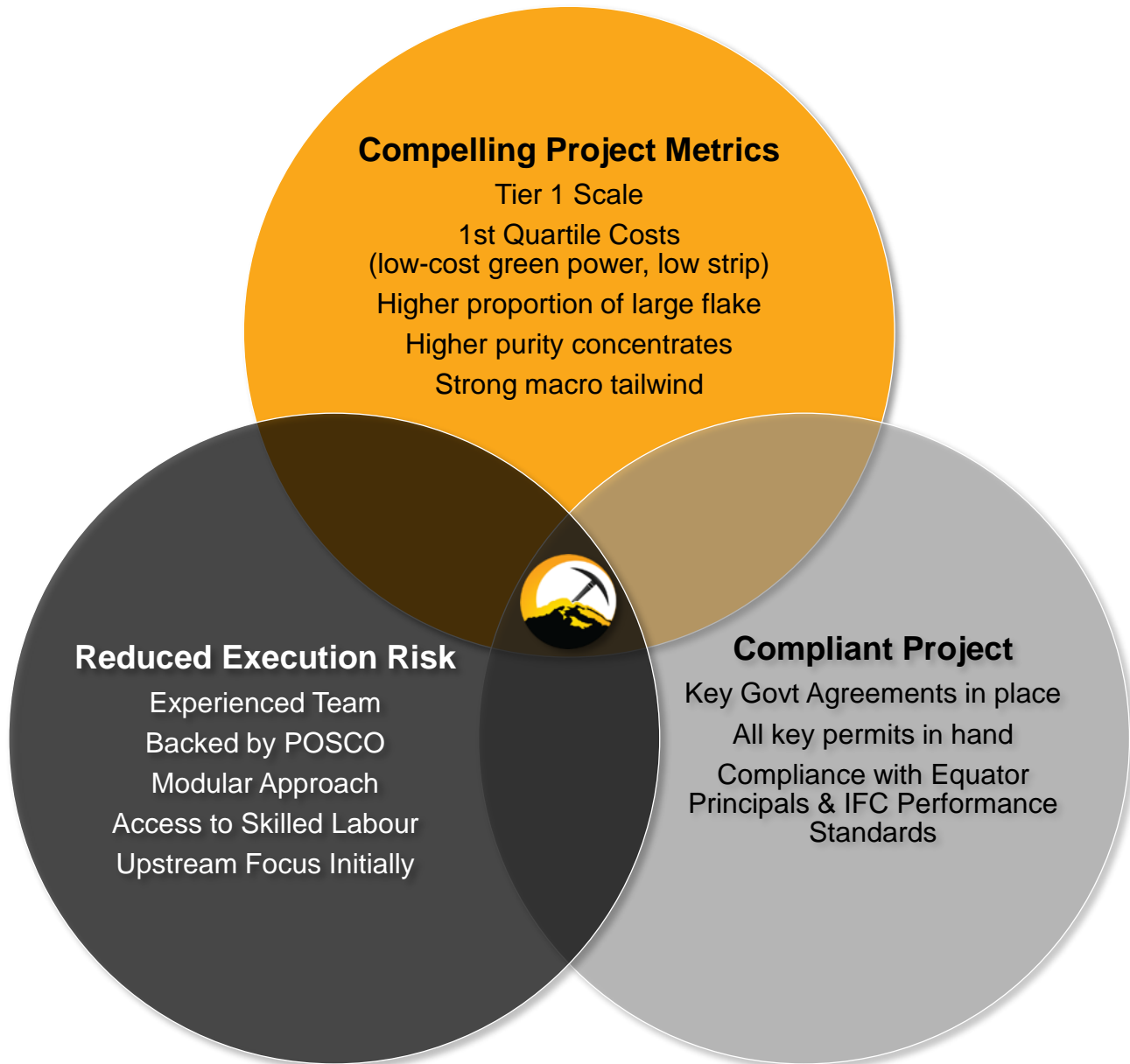
- Financing milestones:
 - Signing POSCO offtake agreement + US\$10m prepay agreement ✓
 - POSCO agreement to invest up to US\$40m in Black Rock¹ ✓
 - US\$179m facility agreement signed with DBSA, IDC and CRDB² ✓
- Secure remaining regulatory approvals:
 - Bank of Tanzania approval for new project debt facilities ✓
 - Australian FIRB approval for POSCO's US\$40m investment ✓
 - Tanzanian FCC approval for POSCO's US\$40m investment ✓
- Key near term potential Project milestones:
 - POSCO to take up it's right to a Black Rock board seat ✓
 - Sign binding TANESCO Agreements for power line ✓
 - Potential to increase size of debt facilities to reduce dilution
 - Potentially bring in partner at project level as a less dilutive option

¹See ASX release 3 Sept 2024, POSCO Signs Binding Agreements for US\$40m investment in Black Rock. Subject to satisfaction of conditions precedent, including shareholder and to regulatory approvals and confirmation all necessary funding to build Module 1 is in place

²DBSA & IDC are both wholly-owned subsidiaries of the South African Govt. See ASX release 16 Sept 2024.

Black Rock ready to deliver

The significant Tier 1
scale Mahenge
graphite mine into an
undersupplied and
growing market





John de Vries
Managing Director and CEO

T: +61 438 356 590

E: jdv@blackrockmining.com.au

A: Level 1, 1 Walker Avenue
West Perth WA 6005

www.blackrockmining.com.au

Richard Crookes

Chair

E: richard.crookes@blackrockmining.com.au

Steuart McIntyre

GM Corporate Development

T: +61 413 555 609

E: sm@blackrockmining.com.au

Elvis Jurcevic

Investor Relations

T: +61 408 268 271

E: ej@blackrockmining.com.au



blackrockmining



@BlackRockMining

Appendix 1 – Additional Slides



BLACK ROCK
MINING LIMITED

Strategic Alliance with POSCO

Black Rock has a strong and growing relationship with POSCO

- POSCO is a major shareholder of Black Rock holding an 8.6% stake
- POSCO holds a board seat on the Black Rock board
- POSCO is Black Rock's cornerstone offtake partner:
 - Module 1:
 - Binding offtake agreement for fines¹ (32% of volume)
 - MOU for 6ktpa of large flake² (7% of volume)
 - Module 2:
 - Binding offtake agreement for fines³ (32% of volume)
 - Marketing agreement for large flake
- POSCO is providing up to US\$50m in development finance for Module 1:
 - US\$10m binding prepayment¹
 - Up to US\$40m equity investment in Black Rock agreed³
- Exploring other opportunities to collaborate:
 - Also exploring other opportunities to develop an IRA-compliant anode supply chain

¹Source: [29 May 2023, Black Rock Signs Binding Offtake and US\\$10M Prepayment Agreements With POSCO](#)

²Source: [23 May 2023, Black Rock Expands Offtake Partnership with POSCO](#)

³Source: See ASX release 3 Sept 2024, POSCO Signs Binding Agreements for US\$40m investment in Black Rock. Subject to shareholder approval, regulatory approvals and confirmation all necessary funding to build Module 1 is in place. POSCO's US\$40m investment is subject to ASX maximum holding of 19.99% in Black Rock.

Tanzania: An improving jurisdiction for investment



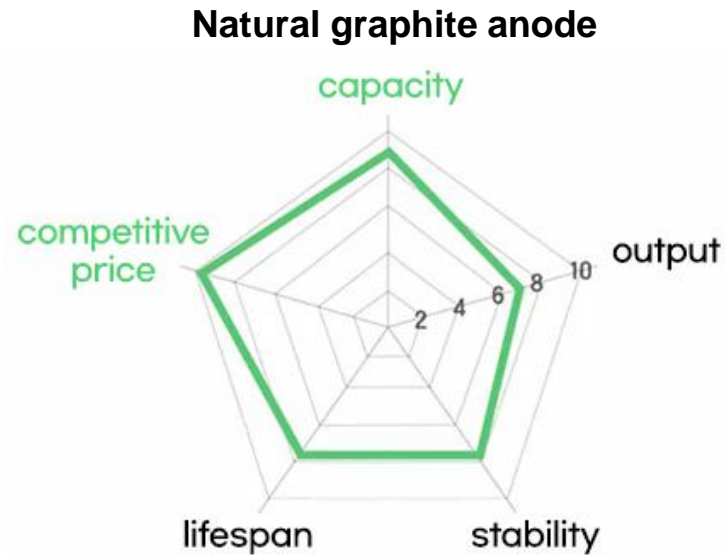
- Moody's upgraded Tanzania to a B1 stable due in March 2024 due to reduced political risk and structural reform agenda. Fitch upgraded Tanzania to B+ with a Stable Outlook in Dec 2024
- April 2025: Tanzania Targets October 2025 Close for US\$42B LNG Facility Agreement¹
- April 2025: Perseus commits to investing US\$523m in Nyanzaga gold project in Tanzania
- May 2025: Shenghe bid ~A\$150m, 199% premium, for ASX-listed Peak Rare Earths which owns the Ngualla rare earths project in Tanzania
- Tanzania launched the Development Vision in 2020 to attract investment. Since then, the mining sector's contribution to GDP has grown from 3.5% to 10.1%²
 - April 2025: Minister of Minerals, Hon. Anthony Mavunde (MP):
"Vision 2030: Minerals are Life and Wealth: This milestone cements the mining sector's role as a key pillar of Tanzania's economy, not only as a revenue generator but also as a top source of foreign exchange, job creation, and community development."

¹Source: <https://energycapitalpower.com/tanzania-targets-october-close-for-42b-lng-facility-agreement/>

²Source: <https://www.thecitizen.co.tz/tanzania/news/national/how-government-plans-to-boost-mining-s-gdp-contribution-to-10-percent-before-2025-4245214>
https://www.linkedin.com/posts/wizara-ya-madini-tanzania_tanzanias-mining-sector-hits-101-gdp-contribution-ugcPost-7320706484990844928-JRWx?utm_source=share&utm_medium=member_desktop&rcm=ACoAAAMMXQwBosglzJMs4a9bo1uOHoGtRY9327I

Graphite anodes: Natural vs. Synthetic

Most lithium-ion batteries use a combination of synthetic and natural graphite anode

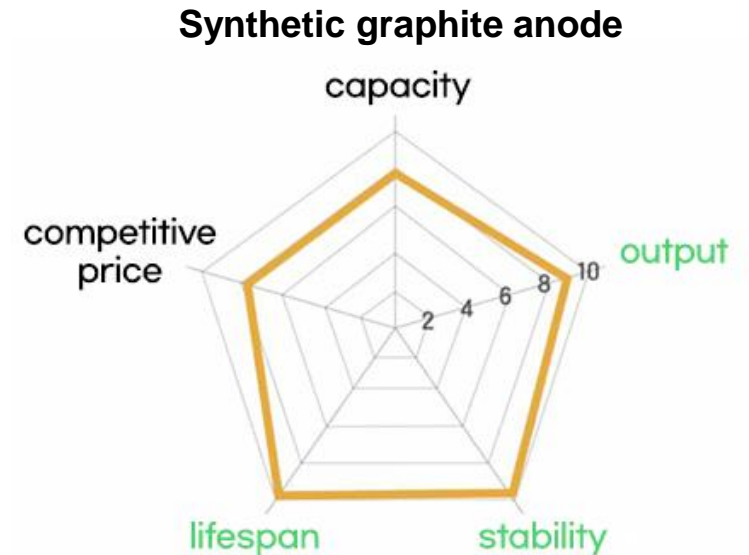


Natural graphite anodes are typically superior in terms of price and energy capacity

Natural graphite typically has a *much* lower carbon footprint than synthetic graphite.

Next generation anodes are expected to contain more silicon to further improve battery capacity, and it is much easier to add silicon to natural graphite anodes due to their more porous structure.

Natural graphite anodes remain the lower cost anode material outside China and natural graphite anodes are expected to grow market share as the world builds anode supply chains outside China.



Synthetic graphite anodes have advantages in terms of output, lifespan and stability

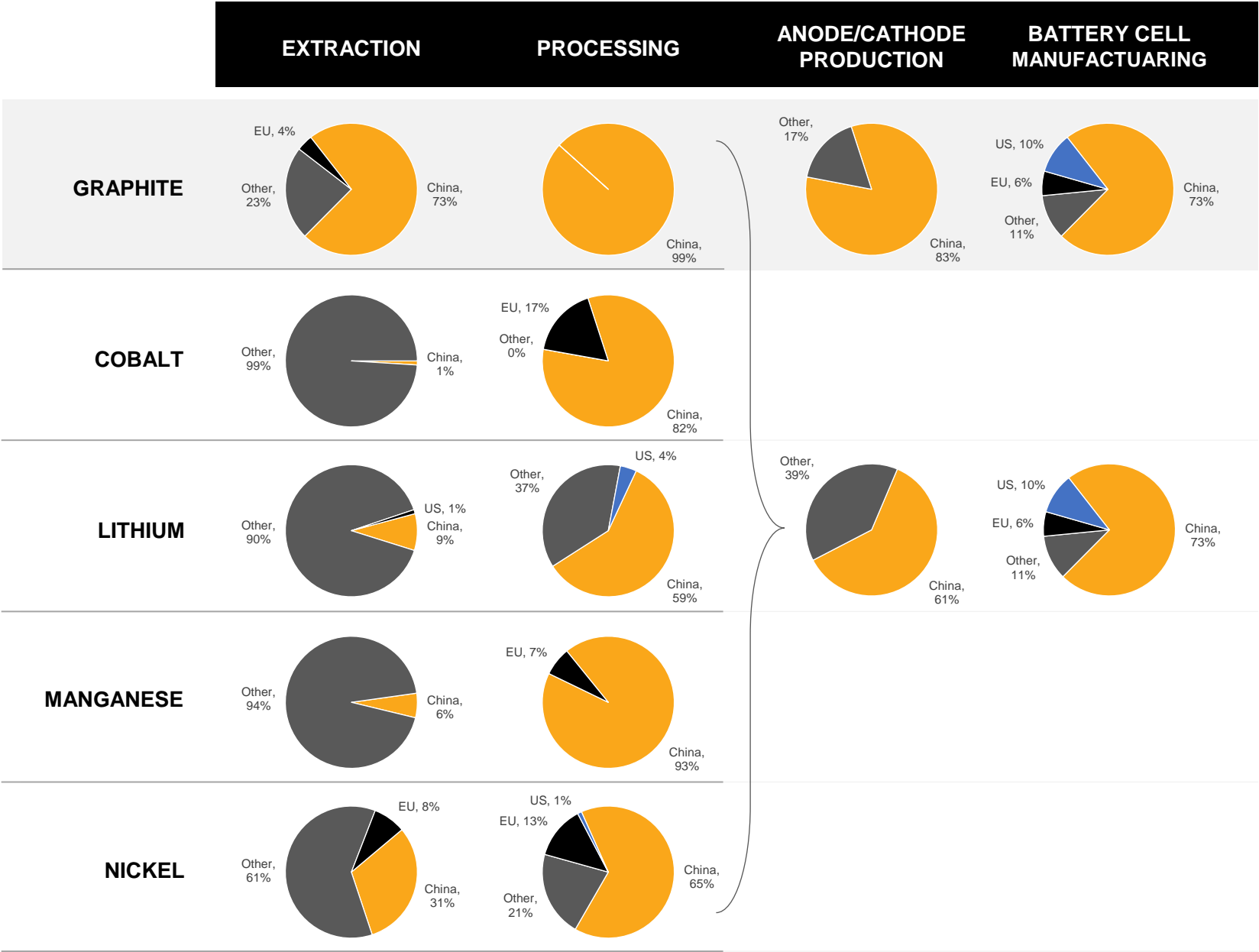
Synthetic graphite is typically made by heating petroleum coke or coal tar to 2,800-4,000°C for ~2-3 weeks (graphitization). This process is very energy intensive and means synthetic graphite tends to have 3x the carbon footprint of natural graphite.

Pet coke prices have doubled in the 6 months to May 2025, increasing costs

Several companies in China have built excess synthetic graphite capacity and have been selling synthetic graphite anode below the cost of production to drive out the competition. However, this dynamic is not considered to be sustainable.

Li-ion battery raw materials supply chain by country

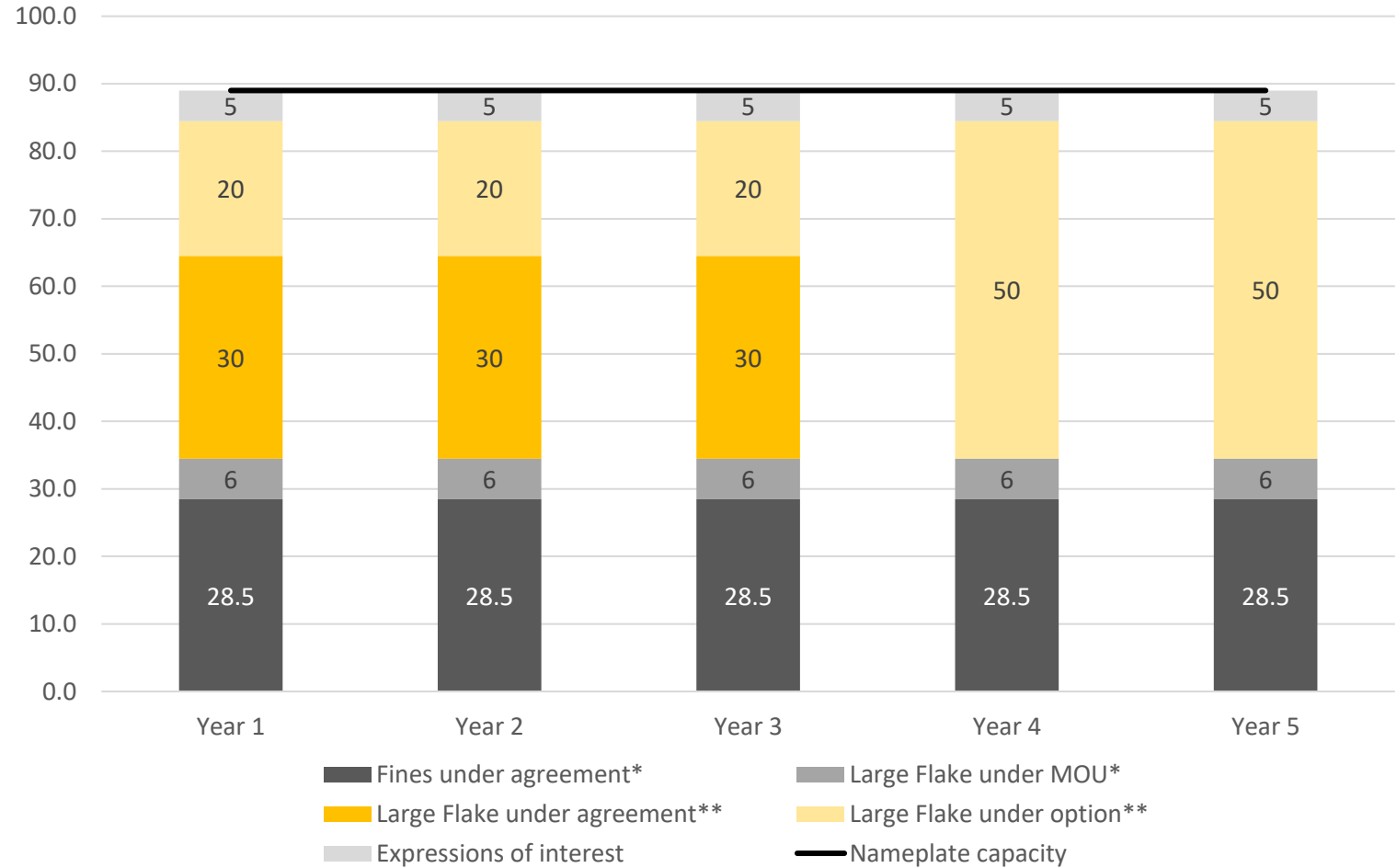
Graphite supply chain for batteries is more dependent on China than any other material



Offtake agreements

~95% of Mahenge's Module 1 production is under binding offtake, option or MOU

Mahenge Offtake for Module 1 (89ktpa)

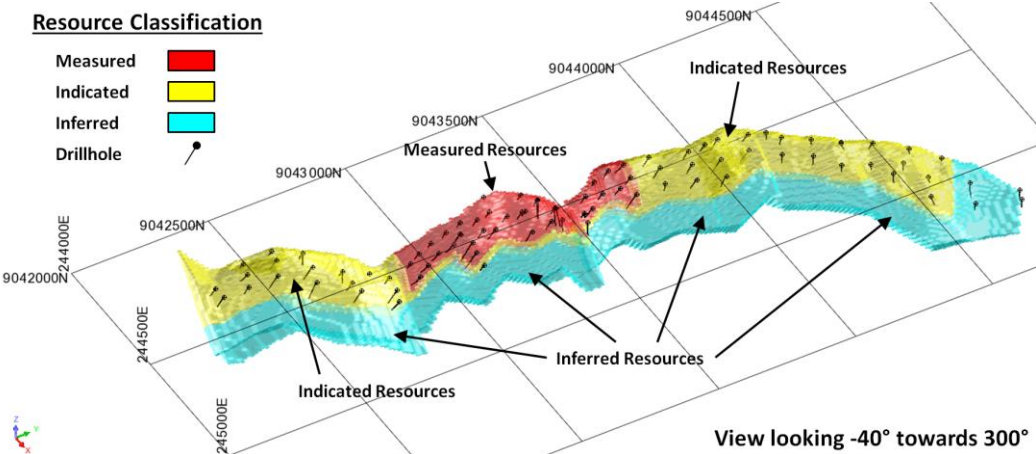
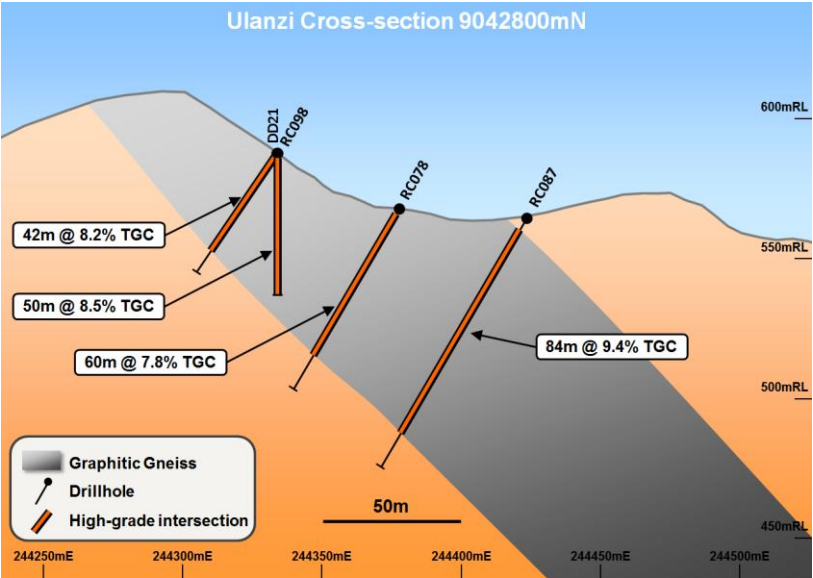


*With POSCO. ** With Muhui International Trade (Dalian) Co. Ltd (Muhui) & Qingdao Yujinxi New Material Co. Ltd (Qinqdao)

Mahenge Reserve & Resource

Mahenge has one of the largest graphite Resources in the world and the 2nd largest graphite Reserve

JORC Compliant Mineral Resource Estimate and Ore Reserve ¹			
Ore Reserves	Tonnes (Mt)	Grade (% TGC)	Contained Graphite (Mt)
- Proven	0	0.0	0.0
- Probable	70.5	8.5	6.0
Total Ore Reserves	70.5	8.5	6.0
Mineral Resources			
- Measured	31.8	8.6	2.7
- Indicated	84.6	7.8	6.6
Total M&I	116.4	8.0	9.3
- Inferred	96.7	7.4	7.2
Total M,I&I	213.1	7.8	16.6



The Ulanzi resource is open at depth and along strike. The final Ulanzi pit is expected to be 2.5km long, up to 280m wide and up to 233m deep.

¹Resource Estimate as released to ASX on 3 February 2022: BKT Confirms 25% increase in Measured Resources and Ore Reserve Estimates as released to ASX on 8 August 2017: BKT delivers Exceptional Optimised PFS. The Company confirms that it is not aware of any new information or data that materially affects the information included in the original market announcements, and that all material assumptions and technical parameters underpinning the estimates of Mineral Resources or Ore Reserves in the original market announcements continue to apply and have not materially changed.

²Refer to ASX announcement dated 6 October 2016 for Drillhole intercepts.