

FORM 605

Corporations Act 2001

Section 671B

Notice of ceasing to be a substantial holder**To: Company Name/Scheme: VEDA GROUP LIMITED**ACN/ARSN: **124 306 958****1. Details of substantial holder**

Name: Commonwealth Bank of Australia ACN 123 123 124 (CBA) and its related bodies corporate listed in annexure A

The holder ceased to be a substantial holder on: **27/10/2015**The previous notice was given to the company on: **10/09/2015**The previous notice was dated: **08/09/2015****2. Changes in relevant interests**

Particulars of each change in, or change in the nature of, a relevant interest of the substantial holder or an associate in voting securities of the company or scheme, since the substantial holder was last required to give a substantial holding notice to the company or scheme are as follows:

| Date of change | Person whose relevant interest changed | Nature of change | Consideration given in relation to change | Class and number of securities affected | Person's votes affected |
|-------------------------------|--|------------------|---|---|-------------------------|
| See annexure B to this notice | | | | | |

3. Changes in association

The persons who have become associates of, ceased to be associates of, or have changed the nature of their association with, the substantial holder in relation to voting interests in the company or scheme are as follows:

| Name and ACN/ARSN (if applicable) | Nature of association |
|-----------------------------------|-----------------------|
| | |
| | |

4. Addresses

The addresses of persons named in this form are as follows:

| Name | Address |
|---|--|
| ASB Group Investments Limited Company Number 533945 | Level 2, ASB North Wharf, 12 Jellicoe Street, Auckland, 1010 , New Zealand |
| Commonwealth Bank Officers Superannuation Corporation Pty Limited ACN 074 519 798 | Level 11 Tower 1, 201 Sussex St Sydney NSW 2001 |
| CBA Equities Limited ACN 003 485 952 | Ground Floor Tower 1, 201 Sussex Street, Sydney, NSW, 2000, Australia |
| Colonial First State Asset Management (Australia) Limited ACN 114 194 311 | Ground Floor Tower 1, 201 Sussex Street, Sydney, NSW, 2000, Australia |
| Colonial First State Investments Limited ACN 002 348 352 | Ground Floor Tower 1, 201 Sussex Street, Sydney, NSW, 2000, Australia |
| Avanteos Investments Limited ACN 096 259 979 | Ground Floor Tower 1, 201 Sussex Street, Sydney, NSW, 2000, Australia |
| Realindex Investments Pty Limited ACN 133 312 017 | Ground Floor Tower 1, 201 Sussex Street, Sydney, NSW, 2000, Australia |
| Sovereign Services Limited ACN 969417 | Level 2, ASB North Wharf, 12 Jellicoe Street, Auckland, 1010 , New Zealand |
| The Colonial Mutual Life Assurance Society Limited ACN 004 021 809 | Ground Floor Tower 1, 201 Sussex Street, Sydney, NSW, 2000, Australia |

5. Signature




Carla Collingwood-Company Secretary

Dated the 28 day of October 2015

Annexure A

This is annexure A referred to in Form 605, Notice of ceasing to be a substantial holder dated **27/10/2015**



Carla Collingwood

Company Secretary

Dated the 28 October 2015

SCHEDULE


| | |
|--|---|
| AEGIS CORRECTIONAL PARTNERSHIP PTY LTD | CBA A320 5289 PTY LTD |
| AEGIS LIMITED | CBA A320 5638 PTY LTD |
| AHL HOLDINGS PTY LIMITED | CBA A320 6749 PTY LIMITED |
| ALTONA V6 PTY LIMITED | CBA A320 AIRCRAFT NO1 PTY LTD |
| ASB BANK LIMITED | CBA A330 1427 Pty Ltd |
| ASB CAPITAL LIMITED (NZX-ASBPA) | CBA A330 1453 PTY LIMITED |
| ASB CAPITAL NO.2 LIMITED (NZX-ASBPB) | CBA AIR A320 2714 PTY LIMITED |
| ASB FINANCE LIMITED | CBA AIR PTY LTD |
| ASB FUNDING LIMITED | CBA ASSET FINANCE (NZ) LIMITED |
| ASB GROUP (LIFE) LIMITED | CBA ASSET HOLDINGS (NZ) LIMITED |
| ASB GROUP INVESTMENTS LIMITED | CBA B377 37091 PTY LTD |
| ASB HOLDINGS LIMITED | CBA B738 39822 PTY LIMITED |
| ASB MANAGEMENT SERVICES LIMITED | CBA CAPITAL AUSTRALIA (NO 2) PTY LIMITED |
| ASB NOMINEES LIMITED | CBA CAPITAL AUSTRALIA PTY LIMITED |
| ASB SECURITIES LIMITED | CBA CAPITAL HOLDINGS INC. |
| ASKLEPIOS LIMITED | CBA CAPITAL TRUST I |
| ASPIRE SCHOOLS FINANCING (QLD) PTY LIMITED | CBA CAPITAL TRUST II |
| ASPIRE SCHOOLS HOLDINGS (QLD) PTY LIMITED | CBA CORPORATE SERVICES (NSW) PTY LIMITED |
| AUSIEX NOMINEES PTY LIMITED | CBA CORPORATE SERVICES (VIC) PTY LIMITED |
| AUSTRALIAN INVESTMENT EXCHANGE LIMITED | CBA EQUITIES LIMITED |
| AVANTEOS INVESTMENTS LIMITED | CBA EUROPE LIMITED |
| AVANTEOS PTY LTD | CBA FUNDING (NZ) LIMITED |
| BANK OF HANGZHOU CO. LTD | CBA FUNDING HOLDINGS PTY LTD |
| BANKWEST FOUNDATION LIMITED | CBA FUNDING TRUST I |
| BDELTA VESSEL NO 1 PTY LTD | CBA INTERNATIONAL FINANCE PTY. LIMITED |
| BDELTA VESSEL NO 2 PTY LTD | CBA INVESTMENTS (NO.4) LIMITED |
| BDELTA VESSEL NO 3 PTY LTD | CBA IT CO PTY LIMITED |
| BDELTA VESSEL NO 4 PTY LTD | CBA MTE RAIL COMPANY PTY LIMITED |
| BOCOMMLIFE INSURANCE COMPANY LIMITED | CBA NZ HOLDING LIMITED |
| BOND INVESTMENTS NO 1 LIMITED | CBA RAIL & TRAM COMPANY PTY LIMITED |
| BOND INVESTMENTS UK LIMITED | CBA REAL ESTATE FUNDING (NZ) LIMITED |
| BW FINANCIAL ADVICE LIMITED | CBA SA HOLDINGS PROPRIETARY LIMITED |
| BW SECURITISATION MANAGEMENT PTY LTD | CBA SERVICES SINGAPORE PTE LTD |
| BWA GROUP SERVICES PTY LTD | CBA SPECIALISED FINANCING PTY LIMITED |
| BWA INTELLECTUAL PROPERTY HOLDINGS LIMITED | CBA STAFF COMMUNITY FUND LIMITED |
| CABLE BEACH PTY LIMITED (PENDING DEREGISTRATION) | CBA USD FUNDING LIMITED |
| CAPITAL 121 PTY LIMITED | CBA USD INVESTMENTS PTY LIMITED |
| CARDS NZ LIMITED | CBFC LEASING PTY. LIMITED |
| CBA (EUROPE) FINANCE LTD | CBFC LIMITED |
| CBA A319 4624 PTY LIMITED | CFS Newham Limited |
| CBA A319 4635 PTY LIMITED | CFSPAI EUROPE CO LIMITED (formerly known as |
| CBA A320 4077 PTY LTD | CFSPAI MALTA CO LIMITED) |
| CBA A320 4948 PTY LIMITED | CFSPAI EUROPE HOLDCO LIMITED (formerly known as |
| CBA A320 5156 PTY LIMITED | CFSPAI MALTA HOLDCO LIMITED) |
| CBA A320 5249 PTY LTD | CHRISTMAS BREAK PTY LTD |
| | CHULLORA EQUITY INVESTMENT (NO 1) PTY LIMITED |

| | |
|--|---|
| CHULLORA EQUITY INVESTMENT (NO 2) PTY LIMITED | COMMONWEALTH BANK OF AUSTRALIA (WENXIAN) COUNTY BANK CO. LTD |
| CHULLORA EQUITY INVESTMENT (NO 3) PTY LIMITED | COMMONWEALTH BANK OF AUSTRALIA (XINJI) COUNTY BANK CO. LTD |
| CIPL ARARAT PTY LTD | COMMONWEALTH BANK OF AUSTRALIA (YICHUAN) COUNTY BANK CO. LTD |
| CIPL SA SCHOOLS PTY LTD | COMMONWEALTH BANK OF AUSTRALIA (YONGCHENG) COUNTY BANK CO. LTD |
| CISL (HAZELWOOD) PTY. LIMITED | COMMONWEALTH BANK OF AUSTRALIA (YONGNIAN) COUNTY BANK CO. LTD |
| CM-SOMERTON PTY. LTD. | COMMONWEALTH BANK OFFICERS |
| CMG ASIA LIFE HOLDINGS LIMITED | SUPERANNUATION CORPORATION PTY LIMITED |
| CMG ASIA PTY LTD | Commonwealth Custodial Services Pty Ltd |
| COLLATERAL LEASING PTY LTD | COMMONWEALTH DEVELOPMENT BANK OF AUSTRALIA PTY LIMITED |
| Colonial (UK) Trustees Limited | COMMONWEALTH FINANCIAL PLANNING LIMITED |
| COLONIAL FIRST STATE ASSET MANAGEMENT (AUSTRALIA) LIMITED | COMMONWEALTH INSURANCE HOLDINGS LIMITED |
| COLONIAL FIRST STATE GROUP LIMITED | COMMONWEALTH INSURANCE LIMITED |
| COLONIAL FIRST STATE INFRASTRUCTURE HOLDINGS LIMITED | COMMONWEALTH INVESTMENTS PTY LIMITED |
| COLONIAL FIRST STATE INFRASTRUCTURE MANAGERS (AUSTRALIA) PTY LTD | COMMONWEALTH PRIVATE LIMITED |
| Colonial First State Investment Managers (UK) Limited | COMMONWEALTH SECURITIES LIMITED |
| COLONIAL FIRST STATE INVESTMENTS (NZ) LIMITED (PENDING DEREGISTRATION) | COMMWEALTH INTERNATIONAL HOLDINGS PTY LIMITED |
| COLONIAL FIRST STATE INVESTMENTS LIMITED | COMSEC NOMINEES PTY LIMITED |
| COLONIAL FIRST STATE MANAGED INFRASTRUCTURE LIMITED | CORE EQUITY SERVICES NOMINEES PTY LIMITED |
| COLONIAL HOLDING COMPANY LIMITED | COUNT FINANCE PTY LIMITED (PENDING DEREGISTRATION AS AT 25/09/2015) |
| COLONIAL MUTUAL SUPERANNUATION PTY. LTD. | COUNT FINANCIAL LIMITED |
| COLONIAL SERVICES PTY LIMITED | CRYSTAL AVENUE PTY LIMITED |
| COMMBANK EUROPE LIMITED | CTB AUSTRALIA LIMITED |
| COMMBANK MANAGEMENT CONSULTING (ASIA) COMPANY LIMITED | ELLAS CONTAINER SHIP COMPANY 1 PTY LIMITED |
| COMMBANK MANAGEMENT CONSULTING (SHANGHAI) COMPANY LIMITED | ELLAS CONTAINER SHIP COMPANY 2 PTY LIMITED |
| COMMCAPITAL S.A.R.L | EMERALD HOLDING COMPANY PTY LIMITED |
| COMMFOUNDATION PTY LIMITED | EQUIGROUP HOLDINGS PTY LIMITED |
| COMMINTERNATIONAL LIMITED | FINANCIAL WISDOM LIMITED |
| COMMONWEALTH AUSTRALIA SECURITIES LLC | FINCONNECT (AUSTRALIA) PTY LTD |
| COMMONWEALTH BANK OF AUSTRALIA | FIRST STATE CINDA FUND MANAGEMENT COMPANY LIMITED |
| COMMONWEALTH BANK OF AUSTRALIA (CHENG'AN) COUNTY BANK CO. LTD. | First State Diversified Hedge Fund Limited |
| COMMONWEALTH BANK OF AUSTRALIA (CIXIAN) COUNTY BANK CO. LTD | First State European Diversified Infrastructure Sarl |
| COMMONWEALTH BANK OF AUSTRALIA (DENG FENG) COUNTY BANK CO. LTD | First State Funds Plc |
| COMMONWEALTH BANK OF AUSTRALIA (HANDANXIAN) COUNTY BANK CO. LTD. | First State Global Umbrella Fund Public Limited Company |
| COMMONWEALTH BANK OF AUSTRALIA (JIYUAN) COUNTY BANK CO. LTD | First State Hedge Funds SPC Limited |
| COMMONWEALTH BANK OF AUSTRALIA (LANKAO) COUNTY BANK CO. LTD | FIRST STATE INFRASTRUCTURE MANAGERS (INTERNATIONAL) LIMITED |
| COMMONWEALTH BANK OF AUSTRALIA (LUANCHENG) COUNTY BANK CO. LTD | First State Infrastructure S.à r.l. |
| COMMONWEALTH BANK OF AUSTRALIA (MIANCHI) COUNTY BANK CO. LTD | First State Investment Management (UK) Limited |
| COMMONWEALTH BANK OF AUSTRALIA (SHEXIAN) COUNTY BANK CO. LTD | FIRST STATE INVESTMENT MANAGERS (ASIA) LIMITED |
| COMMONWEALTH BANK OF AUSTRALIA (UK) | First State Investment Services (UK) Limited |
| STAFF BENEFITS SCHEME TRUSTEE COMPANY LIMITED | FIRST STATE INVESTMENTS (HONG KONG) LIMITED |
| COMMONWEALTH BANK OF AUSTRALIA (WEIXIAN) COUNTY BANK CO. LTD. | FIRST STATE INVESTMENTS (JAPAN) LIMITED |
| | FIRST STATE INVESTMENTS (NZ) LIMITED |
| | FIRST STATE INVESTMENTS (SINGAPORE) |
| | First State Investments (UK Holdings) Limited |
| | First State Investments (UK) Limited |
| | FIRST STATE INVESTMENTS (US) LLC |
| | First State Investments Fund Management Sarl |
| | First State Investments GIP Management Sarl |

| | |
|---|---|
| FIRST STATE INVESTMENTS GLOBAL RESOURCES | SAFE NO17 PTY LIMITED |
| LONG SHORT MASTER FUND LIMITED (PENDING | SAFE NO2 PTY LTD |
| DEREGISTRATION) | SAFE NO3 PTY LTD |
| FIRST STATE INVESTMENTS HOLDINGS | SAFE NO4 PTY LIMITED |
| (SINGAPORE) LIMITED | SAFE NO9 PTY LIMITED |
| First State Investments ICVC | SAFE USD HOLDINGS PTY LTD |
| First State Investments International Inc | SBN NOMINEES PTY. LIMITED |
| First State Investments International Limited | SECURITISATION ADVISORY SERVICES PTY. |
| FIRST STATE NOMINEES (HONG KONG) LIMITED | LIMITED |
| FSIB LTD (formerly known as FIRST STATE | SECURITISATION MANAGEMENT SERVICES |
| INVESTMENTS (BERMUDA) LIMITED) | LIMITED |
| FSIC Limited (formerly known as First State | SECURITY HOLDING INVESTMENT ENTITY LINKING |
| Investments (Cayman) Limited) | DEALS LIMITED |
| GT USD FUNDING PTY LIMITED | SENBARY PTY LIMITED |
| HAZELWOOD INVESTMENT COMPANY PTY | SHARE DIRECT NOMINEES PTY LIMITED |
| LIMITED | SHARE INVESTMENTS PTY LIMITED |
| HOMEPAATH PTY LIMITED | SI Holdings Limited |
| INVERLOCH LEASING PTY LIMITED | SIF RAILWAY NO.1 PTY LIMITED |
| INVESTMENT CUSTODIAL SERVICES LIMITED | SIF RAILWAY NO.2 PTY LIMITED |
| INVESTOR SECURITIES PTY LTD | SOVEREIGN ASSURANCE COMPANY LIMITED |
| INVESTORWEB.COM. PTY LIMITED | SOVEREIGN SERVICES LIMITED |
| IWL BROKING SOLUTIONS LIMITED | SOVEREIGN SUPERANNUATION FUNDS LIMITED |
| IWL LIMITED | SOVEREIGN SUPERANNUATION TRUSTEES |
| JACQUES MARTIN ADMINISTRATION AND | LIMITED |
| CONSULTING PTY LTD | ST ANDREW'S AUSTRALIA PTY LTD |
| JACQUES MARTIN PTY. LTD. | STATE NOMINEES LTD |
| LOFT NO 1 PTY LIMITED | SWAN SECURITISATION FINANCE PTY LIMITED (IN |
| LOFT NO 2 PTY LIMITED | LIQUIDATION) |
| LOFT NO.3 PTY LIMITED | SWAN SECURITISATION INVESTMENTS PTY LTD |
| MIS FUNDING NO.1 PTY LIMITED | (IN LIQUIDATION) |
| MORTGAGE HOLDING TRUST COMPANY LIMITED | T.W. CUSTODIANS LIMITED |
| MTE DEBT VEHICLE PTY LTD | TANKSTREAM RAIL (BY - 1) PTY LIMITED |
| MTE LESSOR 1 PTY LTD | TANKSTREAM RAIL (BY - 2) PTY LIMITED |
| MTE LESSOR 2 PTY LTD | TANKSTREAM RAIL (BY - 3) PTY LIMITED |
| MTE LESSOR 3 PTY LTD | TANKSTREAM RAIL (BY - 4) PTY LIMITED |
| MTE LESSOR 4 PTY LTD | TANKSTREAM RAIL (SW - 1) PTY LIMITED |
| MTE LESSOR 5 PTY LTD | TANKSTREAM RAIL (SW - 2) PTY LIMITED |
| MTE NOMINEE PARTNER PTY LTD | TANKSTREAM RAIL (SW - 3) PTY LIMITED |
| NETSHARE NOMINEES PTY LTD | TANKSTREAM RAIL (SW - 4) PTY LIMITED |
| NEWPORT LIMITED | TANKSTREAM RAIL (VICTORIA) PTY LIMITED |
| NIMITZ NOMINEES PTY LIMITED | THE COLONIAL MUTUAL LIFE ASSURANCE |
| ORE & OVERBURDEN PTY LIMITED | SOCIETY LIMITED |
| PREFERRED CAPITAL LIMITED | TOTAL KEEN INVESTMENT LIMITED |
| PREMIUM ALTERNATIVE INVESTMENTS PTY | TYME CAPITAL PROPRIETARY LIMITED |
| LIMITED | TYME INFELD PROPRIETARY LIMITED |
| PREMIUM CUSTODY SERVICES PTY LTD | TYME INTELLECTUAL PROPERTIES PROPRIETARY |
| PREMIUM PLANTATIONS PTY LIMITED | LIMITED |
| PREMIUM PLANTATIONS SERVICES PTY LTD | TYME INVESTMENTS PROPRIETARY LIMITED |
| PT BANK COMMONWEALTH | TYME TECHNICAL SOLUTIONS PROPRIETARY |
| PT COMMONWEALTH LIFE | LIMITED |
| PT FIRST STATE INVESTMENTS INDONESIA | VATOSCAN PROPRIETARY LIMITED |
| QILU BANK CO. LTD. | VH-VZF PTY LTD |
| REALINDEX INVESTMENTS PTY LIMITED | VH-VZG PTY LTD |
| RELANCE ACHIEVER PTY LIMITED | VH-VZH PTY LTD |
| RESIDENTIAL MORTGAGE GROUP PTY LTD | VIETNAM INTERNATIONAL BANK (VIETNAM |
| ROCK & RUBBLE (DEBT VEHICLE) PTY LIMITED | INTERNATIONAL COMMERCIAL JOINT STOCK |
| ROCK & RUBBLE (EXISTING) PTY LIMITED | BANK) |
| ROCK & RUBBLE (NEW) PTY LIMITED | VIPRO PTY LIMITED |
| SAF MINING NO.2 PTY LIMITED | WESTSIDE PROPERTIES LIMITED |
| SAF Mining No1 Pty Limited | |
| SAFE NO1 PTY LTD | |

Annexure B

This is annexure B referred to in Form 605, Notice of ceasing to be a substantial holder dated **27/10/2015**



Carla Collingwood

Company Secretary

Dated the 28 October 2015

| Date of change | Person whose relevant interest changed | Nature of change | Consideration given in relation to change | Class and number of securities affected | Person's votes affected |
|------------------------------|---|------------------|---|---|-------------------------|
| Thursday, 15 October 2015 | Commonwealth Bank Officers Superannuation Corporation Pty Limited ACN 074 519 798 | Sale | 73,720.32 | 27,559 Ordinary shares | 27,559 |
| Friday, 16 October 2015 | Commonwealth Bank Officers Superannuation Corporation Pty Limited ACN 074 519 798 | Sale | 169,364.23 | 63,537 Ordinary shares | 63,537 |
| Monday, 19 October 2015 | Commonwealth Bank Officers Superannuation Corporation Pty Limited ACN 074 519 798 | Sale | 2,335,315.08 | 877,938 Ordinary shares | 877,938 |
| Tuesday, 29 September 2015 | Commonwealth Bank Officers Superannuation Corporation Pty Limited ACN 074 519 798 | Purchase | 216,269.23 | 82,382 Ordinary shares | 82,382 |
| Wednesday, 30 September 2015 | Commonwealth Bank Officers Superannuation Corporation Pty Limited ACN 074 519 798 | Purchase | 26,845.82 | 10,137 Ordinary shares | 10,137 |
| Wednesday, 14 October 2015 | Commonwealth Bank Officers Superannuation Corporation Pty Limited ACN 074 519 798 | Purchase | 223,363.57 | 83,798 Ordinary shares | 83,798 |

| | | | | | |
|---------------------------------|--|-----------------|-----|--|---------|
| Tuesday, 22 September 2015 | CBA Equities Limited ACN 003 485 952 | Borrow Increase | N/A | 64,494 Ordinary shares (borrowed from Macquarie Bank Limited, see Annexure C) | 64,494 |
| Monday, 12 October 2015 | CBA Equities Limited ACN 003 485 952 | Borrow Decrease | N/A | 64,494 Ordinary shares (returned to Macquarie Bank Limited, see Annexure C) | 64,494 |
| Thursday, 15 October 2015 | CBA Equities Limited ACN 003 485 952 | Borrow Decrease | N/A | 129,089 Ordinary shares (returned to Macquarie Bank Limited, see Annexure C) | 129,089 |
| Monday, 14 September 2015 | CBA Equities Limited ACN 003 485 952 | Borrow Increase | N/A | 808,148 Ordinary shares (borrowed from Barclays Capital Securities Ltd, see Annexure C) | 808,148 |
| Tuesday, 15 September 2015 | CBA Equities Limited ACN 003 485 952 | Borrow Increase | N/A | 867,623 Ordinary shares (borrowed from Barclays Capital Securities Ltd, see Annexure C) | 867,623 |
| Tuesday, 15 September 2015 | CBA Equities Limited ACN 003 485 952 | Borrow Decrease | N/A | 808,148 Ordinary shares (returned to Barclays Capital Securities Ltd, see Annexure C) | 808,148 |
| Wednesday, 16 September 2015 | CBA Equities Limited ACN 003 485 952 | Borrow Increase | N/A | 837,444 Ordinary shares (borrowed from Barclays Capital Securities Ltd, see Annexure C) | 837,444 |
| Wednesday, 16 September 2015 | CBA Equities Limited ACN 003 485 952 | Borrow Decrease | N/A | 867,623 Ordinary shares (returned to Barclays Capital Securities Ltd, see Annexure C) | 867,623 |
| Thursday, 17 September 2015 | CBA Equities Limited ACN 003 485 952 | Borrow Increase | N/A | 837,444 Ordinary shares (borrowed from Barclays Capital | 837,444 |

| | | | | | |
|------------------------------|--------------------------------------|-----------------|-----|---|---------|
| | | | | Securities Ltd, see Annexure C) | |
| Thursday, 17 September 2015 | CBA Equities Limited ACN 003 485 952 | Borrow Decrease | N/A | 837,444 Ordinary shares (returned to Barclays Capital Securities Ltd, see Annexure C) | 837,444 |
| Friday, 18 September 2015 | CBA Equities Limited ACN 003 485 952 | Borrow Increase | N/A | 778,020 Ordinary shares (borrowed from Barclays Capital Securities Ltd, see Annexure C) | 778,020 |
| Friday, 18 September 2015 | CBA Equities Limited ACN 003 485 952 | Borrow Decrease | N/A | 837,444 Ordinary shares (returned to Barclays Capital Securities Ltd, see Annexure C) | 837,444 |
| Monday, 21 September 2015 | CBA Equities Limited ACN 003 485 952 | Borrow Decrease | N/A | 778,020 Ordinary shares (returned to Barclays Capital Securities Ltd, see Annexure C) | 778,020 |
| Tuesday, 22 September 2015 | CBA Equities Limited ACN 003 485 952 | Borrow Increase | N/A | 712,612 Ordinary shares (borrowed from Barclays Capital Securities Ltd, see Annexure C) | 712,612 |
| Wednesday, 23 September 2015 | CBA Equities Limited ACN 003 485 952 | Borrow Increase | N/A | 712,612 Ordinary shares (borrowed from Barclays Capital Securities Ltd, see Annexure C) | 712,612 |
| Wednesday, 23 September 2015 | CBA Equities Limited ACN 003 485 952 | Borrow Decrease | N/A | 712,612 Ordinary shares (returned to Barclays Capital Securities Ltd, see Annexure C) | 712,612 |
| Thursday, 24 September 2015 | CBA Equities Limited ACN 003 485 952 | Borrow Increase | N/A | 87,041 Ordinary shares (borrowed from Barclays Capital Securities Ltd, see Annexure C) | 87,041 |

| | | | | | |
|--------------------------------|--|-----------------|-----|--|---------|
| Thursday, 24 September 2015 | CBA Equities Limited ACN 003 485 952 | Borrow Decrease | N/A | 712,612 Ordinary shares (returned to Barclays Capital Securities Ltd, see Annexure C) | 712,612 |
| Friday, 25 September 2015 | CBA Equities Limited ACN 003 485 952 | Borrow Decrease | N/A | 87,041 Ordinary shares (returned to Barclays Capital Securities Ltd, see Annexure C) | 87,041 |
| Friday, 25 September 2015 | CBA Equities Limited ACN 003 485 952 | Borrow Increase | N/A | 87,041 Ordinary shares (borrowed from Barclays Capital Securities Ltd, see Annexure C) | 87,041 |
| Monday, 28 September 2015 | CBA Equities Limited ACN 003 485 952 | Borrow Decrease | N/A | 87,041 Ordinary shares (returned to Barclays Capital Securities Ltd, see Annexure C) | 87,041 |
| Monday, 28 September 2015 | CBA Equities Limited ACN 003 485 952 | Borrow Increase | N/A | 845,107 Ordinary shares (borrowed from Barclays Capital Securities Ltd, see Annexure C) | 845,107 |
| Tuesday, 29 September 2015 | CBA Equities Limited ACN 003 485 952 | Borrow Decrease | N/A | 845,107 Ordinary shares (returned to Barclays Capital Securities Ltd, see Annexure C) | 845,107 |
| Wednesday, 7 October 2015 | CBA Equities Limited ACN 003 485 952 | Borrow Increase | N/A | 799,252 Ordinary shares (borrowed from Barclays Capital Securities Ltd, see Annexure C) | 799,252 |
| Thursday, 8 October 2015 | CBA Equities Limited ACN 003 485 952 | Borrow Decrease | N/A | 799,252 Ordinary shares (returned to Barclays Capital Securities Ltd, see Annexure C) | 799,252 |
| Thursday, 8 October 2015 | CBA Equities Limited ACN 003 485 952 | Borrow Increase | N/A | 990,118 Ordinary shares (borrowed from Barclays Capital | 990,118 |

| | | | | | |
|----------------------------|--------------------------------------|-----------------|-----|---|-----------|
| | | | | Securities Ltd, see Annexure C) | |
| Friday, 9 October 2015 | CBA Equities Limited ACN 003 485 952 | Borrow Decrease | N/A | 990,118 Ordinary shares (returned to Barclays Capital Securities Ltd, see Annexure C) | 990,118 |
| Monday, 12 October 2015 | CBA Equities Limited ACN 003 485 952 | Borrow Increase | N/A | 1,031,386 Ordinary shares (borrowed from Barclays Capital Securities Ltd, see Annexure C) | 1,031,386 |
| Tuesday, 13 October 2015 | CBA Equities Limited ACN 003 485 952 | Borrow Increase | N/A | 810,950 Ordinary shares (borrowed from Barclays Capital Securities Ltd, see Annexure C) | 810,950 |
| Tuesday, 13 October 2015 | CBA Equities Limited ACN 003 485 952 | Borrow Decrease | N/A | 1,031,386 Ordinary shares (returned to Barclays Capital Securities Ltd, see Annexure C) | 1,031,386 |
| Wednesday, 14 October 2015 | CBA Equities Limited ACN 003 485 952 | Borrow Decrease | N/A | 810,950 Ordinary shares (returned to Barclays Capital Securities Ltd, see Annexure C) | 810,950 |
| Wednesday, 14 October 2015 | CBA Equities Limited ACN 003 485 952 | Borrow Increase | N/A | 772,737 Ordinary shares (borrowed from Barclays Capital Securities Ltd, see Annexure C) | 772,737 |
| Thursday, 15 October 2015 | CBA Equities Limited ACN 003 485 952 | Borrow Decrease | N/A | 772,737 Ordinary shares (returned to Barclays Capital Securities Ltd, see Annexure C) | 772,737 |
| Thursday, 15 October 2015 | CBA Equities Limited ACN 003 485 952 | Borrow Increase | N/A | 877,285 Ordinary shares (borrowed from Barclays Capital Securities Ltd, see Annexure C) | 877,285 |

| | | | | | |
|----------------------------|--------------------------------------|-----------------|-----|---|-----------|
| Friday, 16 October 2015 | CBA Equities Limited ACN 003 485 952 | Borrow Decrease | N/A | 877,285 Ordinary shares (returned to Barclays Capital Securities Ltd, see Annexure C) | 877,285 |
| Friday, 16 October 2015 | CBA Equities Limited ACN 003 485 952 | Borrow Increase | N/A | 1,033,982 Ordinary shares (borrowed from Barclays Capital Securities Ltd, see Annexure C) | 1,033,982 |
| Monday, 19 October 2015 | CBA Equities Limited ACN 003 485 952 | Borrow Increase | N/A | 953,244 Ordinary shares (borrowed from Barclays Capital Securities Ltd, see Annexure C) | 953,244 |
| Monday, 19 October 2015 | CBA Equities Limited ACN 003 485 952 | Borrow Decrease | N/A | 1,033,982 Ordinary shares (returned to Barclays Capital Securities Ltd, see Annexure C) | 1,033,982 |
| Tuesday, 20 October 2015 | CBA Equities Limited ACN 003 485 952 | Borrow Decrease | N/A | 953,244 Ordinary shares (returned to Barclays Capital Securities Ltd, see Annexure C) | 953,244 |
| Tuesday, 20 October 2015 | CBA Equities Limited ACN 003 485 952 | Borrow Increase | N/A | 935,190 Ordinary shares (borrowed from Barclays Capital Securities Ltd, see Annexure C) | 935,190 |
| Wednesday, 21 October 2015 | CBA Equities Limited ACN 003 485 952 | Borrow Decrease | N/A | 935,190 Ordinary shares (returned to Barclays Capital Securities Ltd, see Annexure C) | 935,190 |
| Wednesday, 21 October 2015 | CBA Equities Limited ACN 003 485 952 | Borrow Increase | N/A | 854,584 Ordinary shares (borrowed from Barclays Capital Securities Ltd, see Annexure C) | 854,584 |
| Thursday, 22 October 2015 | CBA Equities Limited ACN 003 485 952 | Borrow Decrease | N/A | 854,584 Ordinary shares (returned to Barclays Capital Securities Ltd, see Annexure C) | 854,584 |

| | | | | | |
|-----------------------------|--------------------------------------|-----------------|----------|---|---------|
| | | | | Ltd, see Annexure C) | |
| Thursday, 22 October 2015 | CBA Equities Limited ACN 003 485 952 | Borrow Increase | N/A | 833,883 Ordinary shares (borrowed from Barclays Capital Securities Ltd, see Annexure C) | 833,883 |
| Friday, 23 October 2015 | CBA Equities Limited ACN 003 485 952 | Borrow Increase | N/A | 772,986 Ordinary shares (borrowed from Barclays Capital Securities Ltd, see Annexure C) | 772,986 |
| Friday, 23 October 2015 | CBA Equities Limited ACN 003 485 952 | Borrow Decrease | N/A | 833,883 Ordinary shares (returned to Barclays Capital Securities Ltd, see Annexure C) | 833,883 |
| Monday, 26 October 2015 | CBA Equities Limited ACN 003 485 952 | Borrow Increase | N/A | 772,986 Ordinary shares (borrowed from Barclays Capital Securities Ltd, see Annexure C) | 772,986 |
| Monday, 26 October 2015 | CBA Equities Limited ACN 003 485 952 | Borrow Decrease | N/A | 772,986 Ordinary shares (returned to Barclays Capital Securities Ltd, see Annexure C) | 772,986 |
| Tuesday, 27 October 2015 | CBA Equities Limited ACN 003 485 952 | Borrow Increase | N/A | 772,986 Ordinary shares (borrowed from Barclays Capital Securities Ltd, see Annexure C) | 772,986 |
| Tuesday, 27 October 2015 | CBA Equities Limited ACN 003 485 952 | Borrow Decrease | N/A | 772,986 Ordinary shares (returned to Barclays Capital Securities Ltd, see Annexure C) | 772,986 |
| Wednesday, 9 September 2015 | CBA Equities Limited ACN 003 485 952 | Sale | 2,823.48 | 1,364 Ordinary shares | 1,364 |
| Wednesday, 9 September 2015 | CBA Equities Limited ACN 003 | Sale | 581.67 | 281 Ordinary shares | 281 |

| | | | | | |
|-----------------------------|--------------------------------------|------|-----------|-----------------------|-------|
| | 485 952 | | | | |
| Wednesday, 9 September 2015 | CBA Equities Limited ACN 003 485 952 | Sale | 5,098.50 | 2,475 Ordinary shares | 2,475 |
| Wednesday, 9 September 2015 | CBA Equities Limited ACN 003 485 952 | Sale | 5,842.37 | 2,843 Ordinary shares | 2,843 |
| Wednesday, 9 September 2015 | CBA Equities Limited ACN 003 485 952 | Sale | 1,246.14 | 602 Ordinary shares | 602 |
| Wednesday, 9 September 2015 | CBA Equities Limited ACN 003 485 952 | Sale | 2,159.01 | 1,043 Ordinary shares | 1,043 |
| Wednesday, 9 September 2015 | CBA Equities Limited ACN 003 485 952 | Sale | 3,964.05 | 1,915 Ordinary shares | 1,915 |
| Wednesday, 9 September 2015 | CBA Equities Limited ACN 003 485 952 | Sale | 2,846.25 | 1,375 Ordinary shares | 1,375 |
| Wednesday, 9 September 2015 | CBA Equities Limited ACN 003 485 952 | Sale | 5,116.95 | 2,490 Ordinary shares | 2,490 |
| Wednesday, 9 September 2015 | CBA Equities Limited ACN 003 485 952 | Sale | 6,695.15 | 3,290 Ordinary shares | 3,290 |
| Wednesday, 9 September 2015 | CBA Equities Limited ACN 003 485 952 | Sale | 10,584.15 | 5,163 Ordinary shares | 5,163 |
| Wednesday, 9 September 2015 | CBA Equities Limited ACN 003 485 952 | Sale | 1,543.65 | 753 Ordinary shares | 753 |
| Wednesday, 9 September 2015 | CBA Equities Limited ACN 003 485 952 | Sale | 5,260.30 | 2,566 Ordinary shares | 2,566 |
| Wednesday, 9 September 2015 | CBA Equities Limited ACN 003 485 952 | Sale | 672.40 | 328 Ordinary shares | 328 |
| Wednesday, 9 September 2015 | CBA Equities Limited ACN 003 485 952 | Sale | 2,136.10 | 1,042 Ordinary shares | 1,042 |
| Wednesday, 9 September 2015 | CBA Equities Limited ACN 003 | Sale | 3,202.10 | 1,562 Ordinary shares | 1,562 |

| | | | | | |
|-----------------------------|--------------------------------------|------|-----------|------------------------|--------|
| | 485 952 | | | | |
| Wednesday, 9 September 2015 | CBA Equities Limited ACN 003 485 952 | Sale | 172.20 | 84 Ordinary shares | 84 |
| Wednesday, 9 September 2015 | CBA Equities Limited ACN 003 485 952 | Sale | 402.78 | 196 Ordinary shares | 196 |
| Wednesday, 9 September 2015 | CBA Equities Limited ACN 003 485 952 | Sale | 6,760.95 | 3,290 Ordinary shares | 3,290 |
| Thursday, 10 September 2015 | CBA Equities Limited ACN 003 485 952 | Sale | 22,766.68 | 10,739 Ordinary shares | 10,739 |
| Thursday, 10 September 2015 | CBA Equities Limited ACN 003 485 952 | Sale | 1,502.32 | 712 Ordinary shares | 712 |
| Thursday, 10 September 2015 | CBA Equities Limited ACN 003 485 952 | Sale | 1,299.96 | 628 Ordinary shares | 628 |
| Thursday, 10 September 2015 | CBA Equities Limited ACN 003 485 952 | Sale | 10,350.00 | 5,000 Ordinary shares | 5,000 |
| Thursday, 10 September 2015 | CBA Equities Limited ACN 003 485 952 | Sale | 1,020.51 | 493 Ordinary shares | 493 |
| Thursday, 10 September 2015 | CBA Equities Limited ACN 003 485 952 | Sale | 2.07 | 1 Ordinary shares | 1 |
| Thursday, 10 September 2015 | CBA Equities Limited ACN 003 485 952 | Sale | 5,224.68 | 2,524 Ordinary shares | 2,524 |
| Thursday, 10 September 2015 | CBA Equities Limited ACN 003 485 952 | Sale | 2,103.12 | 1,016 Ordinary shares | 1,016 |
| Friday, 11 September 2015 | CBA Equities Limited ACN 003 485 952 | Sale | 966.38 | 458 Ordinary shares | 458 |
| Friday, 11 September 2015 | CBA Equities Limited ACN 003 485 952 | Sale | 4,135.53 | 1,974 Ordinary shares | 1,974 |
| Friday, 11 September 2015 | CBA Equities Limited ACN 003 | Sale | 2,757.02 | 1,316 Ordinary shares | 1,316 |

| | | | | | |
|------------------------------|--|------|----------|--------------------------|-------|
| | 485 952 | | | | |
| Friday, 11 September 2015 | CBA Equities Limited ACN 003 485 952 | Sale | 4.14 | 2 Ordinary shares | 2 |
| Friday, 11 September 2015 | CBA Equities Limited ACN 003 485 952 | Sale | 505.08 | 244 Ordinary shares | 244 |
| Friday, 11 September 2015 | CBA Equities Limited ACN 003 485 952 | Sale | 64.17 | 31 Ordinary shares | 31 |
| Friday, 11 September 2015 | CBA Equities Limited ACN 003 485 952 | Sale | 64.17 | 31 Ordinary shares | 31 |
| Friday, 11 September 2015 | CBA Equities Limited ACN 003 485 952 | Sale | 105.57 | 51 Ordinary shares | 51 |
| Friday, 11 September 2015 | CBA Equities Limited ACN 003 485 952 | Sale | 546.48 | 264 Ordinary shares | 264 |
| Friday, 11 September 2015 | CBA Equities Limited ACN 003 485 952 | Sale | 471.96 | 228 Ordinary shares | 228 |
| Friday, 11 September 2015 | CBA Equities Limited ACN 003 485 952 | Sale | 105.57 | 51 Ordinary shares | 51 |
| Friday, 11 September 2015 | CBA Equities Limited ACN 003 485 952 | Sale | 2,811.06 | 1,358 Ordinary shares | 1,358 |
| Friday, 11 September 2015 | CBA Equities Limited ACN 003 485 952 | Sale | 784.53 | 379 Ordinary shares | 379 |
| Friday, 11 September 2015 | CBA Equities Limited ACN 003 485 952 | Sale | 770.04 | 372 Ordinary shares | 372 |
| Friday, 11 September 2015 | CBA Equities Limited ACN 003 485 952 | Sale | 14.49 | 7 Ordinary shares | 7 |
| Friday, 11 September 2015 | CBA Equities Limited ACN 003 485 952 | Sale | 1,132.29 | 547 Ordinary shares | 547 |
| Friday, 11 September 2015 | CBA Equities Limited ACN 003 | Sale | 6.21 | 3 Ordinary shares | 3 |

| | | | | | |
|--------------------------------|--|----------|----------|--------------------------|-------|
| | 485 952 | | | | |
| Friday, 11 September 2015 | CBA Equities Limited ACN 003 485 952 | Sale | 64.17 | 31 Ordinary shares | 31 |
| Friday, 11 September 2015 | CBA Equities Limited ACN 003 485 952 | Sale | 64.17 | 31 Ordinary shares | 31 |
| Friday, 11 September 2015 | CBA Equities Limited ACN 003 485 952 | Sale | 1,101.24 | 532 Ordinary shares | 532 |
| Friday, 11 September 2015 | CBA Equities Limited ACN 003 485 952 | Sale | 1,732.59 | 837 Ordinary shares | 837 |
| Friday, 11 September 2015 | CBA Equities Limited ACN 003 485 952 | Sale | 1,248.21 | 603 Ordinary shares | 603 |
| Friday, 11 September 2015 | CBA Equities Limited ACN 003 485 952 | Sale | 3,114.99 | 1,494 Ordinary shares | 1,494 |
| Friday, 11 September 2015 | CBA Equities Limited ACN 003 485 952 | Sale | 1,246.83 | 598 Ordinary shares | 598 |
| Friday, 11 September 2015 | CBA Equities Limited ACN 003 485 952 | Sale | 829.83 | 398 Ordinary shares | 398 |
| Friday, 11 September 2015 | CBA Equities Limited ACN 003 485 952 | Sale | 3,438.05 | 1,645 Ordinary shares | 1,645 |
| Friday, 11 September 2015 | CBA Equities Limited ACN 003 485 952 | Sale | 1,766.05 | 845 Ordinary shares | 845 |
| Friday, 11 September 2015 | CBA Equities Limited ACN 003 485 952 | Sale | 1,672.00 | 800 Ordinary shares | 800 |
| Wednesday, 9 September 2015 | CBA Equities Limited ACN 003 485 952 | Purchase | 56.84 | 27 Ordinary shares | 27 |
| Wednesday, 9 September 2015 | CBA Equities Limited ACN 003 485 952 | Purchase | 117.88 | 56 Ordinary shares | 56 |
| Wednesday, 9 September 2015 | CBA Equities Limited ACN 003 | Purchase | 334.69 | 159 Ordinary shares | 159 |

| | | | | | |
|-----------------------------|--------------------------------------|----------|-----------|------------------------|--------|
| | 485 952 | | | | |
| Wednesday, 9 September 2015 | CBA Equities Limited ACN 003 485 952 | Purchase | 193.66 | 92 Ordinary shares | 92 |
| Wednesday, 9 September 2015 | CBA Equities Limited ACN 003 485 952 | Purchase | 128.41 | 61 Ordinary shares | 61 |
| Wednesday, 9 September 2015 | CBA Equities Limited ACN 003 485 952 | Purchase | 4,665.21 | 2,211 Ordinary shares | 2,211 |
| Wednesday, 9 September 2015 | CBA Equities Limited ACN 003 485 952 | Purchase | 8,760.69 | 4,113 Ordinary shares | 4,113 |
| Monday, 14 September 2015 | CBA Equities Limited ACN 003 485 952 | Sale | 31,151.25 | 14,625 Ordinary shares | 14,625 |
| Monday, 14 September 2015 | CBA Equities Limited ACN 003 485 952 | Sale | 9,761.79 | 4,583 Ordinary shares | 4,583 |
| Monday, 14 September 2015 | CBA Equities Limited ACN 003 485 952 | Sale | 400.44 | 188 Ordinary shares | 188 |
| Monday, 14 September 2015 | CBA Equities Limited ACN 003 485 952 | Sale | 4,690.26 | 2,202 Ordinary shares | 2,202 |
| Wednesday, 9 September 2015 | CBA Equities Limited ACN 003 485 952 | Purchase | 553.62 | 263 Ordinary shares | 263 |
| Wednesday, 9 September 2015 | CBA Equities Limited ACN 003 485 952 | Purchase | 5,771.91 | 2,742 Ordinary shares | 2,742 |
| Wednesday, 9 September 2015 | CBA Equities Limited ACN 003 485 952 | Purchase | 4,033.18 | 1,916 Ordinary shares | 1,916 |
| Wednesday, 9 September 2015 | CBA Equities Limited ACN 003 485 952 | Purchase | 122.09 | 58 Ordinary shares | 58 |
| Wednesday, 9 September 2015 | CBA Equities Limited ACN 003 485 952 | Purchase | 1,905.03 | 905 Ordinary shares | 905 |
| Wednesday, 9 September 2015 | CBA Equities Limited ACN 003 | Purchase | 172.61 | 82 Ordinary shares | 82 |

| | | | | | |
|--------------------------------|--|----------|-----------|--------------------------|-------|
| | 485 952 | | | | |
| Monday, 14 September 2015 | CBA Equities Limited ACN 003 485 952 | Sale | 10,030.18 | 4,687 Ordinary shares | 4,687 |
| Monday, 14 September 2015 | CBA Equities Limited ACN 003 485 952 | Sale | 10,254.88 | 4,792 Ordinary shares | 4,792 |
| Wednesday, 9 September 2015 | CBA Equities Limited ACN 003 485 952 | Purchase | 2,143.54 | 1,004 Ordinary shares | 1,004 |
| Wednesday, 9 September 2015 | CBA Equities Limited ACN 003 485 952 | Purchase | 3,215.31 | 1,506 Ordinary shares | 1,506 |
| Monday, 14 September 2015 | CBA Equities Limited ACN 003 485 952 | Sale | 332.28 | 156 Ordinary shares | 156 |
| Wednesday, 9 September 2015 | CBA Equities Limited ACN 003 485 952 | Purchase | 1,065.96 | 504 Ordinary shares | 504 |
| Wednesday, 9 September 2015 | CBA Equities Limited ACN 003 485 952 | Purchase | 1,717.38 | 812 Ordinary shares | 812 |
| Wednesday, 9 September 2015 | CBA Equities Limited ACN 003 485 952 | Purchase | 3,768.93 | 1,782 Ordinary shares | 1,782 |
| Wednesday, 9 September 2015 | CBA Equities Limited ACN 003 485 952 | Purchase | 3,847.94 | 1,828 Ordinary shares | 1,828 |
| Wednesday, 9 September 2015 | CBA Equities Limited ACN 003 485 952 | Purchase | 2.11 | 1 Ordinary shares | 1 |
| Wednesday, 9 September 2015 | CBA Equities Limited ACN 003 485 952 | Purchase | 2,768.07 | 1,315 Ordinary shares | 1,315 |
| Wednesday, 9 September 2015 | CBA Equities Limited ACN 003 485 952 | Purchase | 1,416.67 | 673 Ordinary shares | 673 |
| Wednesday, 9 September 2015 | CBA Equities Limited ACN 003 485 952 | Purchase | 652.55 | 310 Ordinary shares | 310 |
| Wednesday, 9 September 2015 | CBA Equities Limited ACN 003 | Purchase | 7,068.59 | 3,358 Ordinary shares | 3,358 |

| | | | | | |
|-----------------------------|--------------------------------------|----------|----------|-----------------------|-------|
| | 485 952 | | | | |
| Wednesday, 9 September 2015 | CBA Equities Limited ACN 003 485 952 | Purchase | 4,056.34 | 1,927 Ordinary shares | 1,927 |
| Wednesday, 9 September 2015 | CBA Equities Limited ACN 003 485 952 | Purchase | 6,925.45 | 3,290 Ordinary shares | 3,290 |
| Wednesday, 9 September 2015 | CBA Equities Limited ACN 003 485 952 | Purchase | 1,004.36 | 476 Ordinary shares | 476 |
| Wednesday, 9 September 2015 | CBA Equities Limited ACN 003 485 952 | Purchase | 3,034.18 | 1,438 Ordinary shares | 1,438 |
| Tuesday, 15 September 2015 | CBA Equities Limited ACN 003 485 952 | Sale | 260.19 | 126 Ordinary shares | 126 |
| Tuesday, 15 September 2015 | CBA Equities Limited ACN 003 485 952 | Sale | 2,065.00 | 1,000 Ordinary shares | 1,000 |
| Tuesday, 15 September 2015 | CBA Equities Limited ACN 003 485 952 | Sale | 3,396.92 | 1,645 Ordinary shares | 1,645 |
| Tuesday, 15 September 2015 | CBA Equities Limited ACN 003 485 952 | Sale | 920.03 | 435 Ordinary shares | 435 |
| Tuesday, 15 September 2015 | CBA Equities Limited ACN 003 485 952 | Sale | 317.25 | 150 Ordinary shares | 150 |
| Tuesday, 15 September 2015 | CBA Equities Limited ACN 003 485 952 | Sale | 1,383.21 | 654 Ordinary shares | 654 |
| Tuesday, 15 September 2015 | CBA Equities Limited ACN 003 485 952 | Sale | 475.88 | 225 Ordinary shares | 225 |
| Tuesday, 15 September 2015 | CBA Equities Limited ACN 003 485 952 | Sale | 296.10 | 140 Ordinary shares | 140 |
| Tuesday, 15 September 2015 | CBA Equities Limited ACN 003 485 952 | Sale | 323.60 | 153 Ordinary shares | 153 |
| Tuesday, 15 September 2015 | CBA Equities Limited ACN 003 485 952 | Sale | 105.75 | 50 Ordinary shares | 50 |

| | | | | | |
|-------------------------------|--|------|----------|--------------------------|-------|
| | 485 952 | | | | |
| Tuesday, 15 September 2015 | CBA Equities Limited ACN 003 485 952 | Sale | 241.11 | 114 Ordinary shares | 114 |
| Tuesday, 15 September 2015 | CBA Equities Limited ACN 003 485 952 | Sale | 2,112.89 | 999 Ordinary shares | 999 |
| Tuesday, 15 September 2015 | CBA Equities Limited ACN 003 485 952 | Sale | 5,467.28 | 2,585 Ordinary shares | 2,585 |
| Tuesday, 15 September 2015 | CBA Equities Limited ACN 003 485 952 | Sale | 3,133.76 | 1,503 Ordinary shares | 1,503 |
| Tuesday, 15 September 2015 | CBA Equities Limited ACN 003 485 952 | Sale | 203.35 | 98 Ordinary shares | 98 |
| Tuesday, 15 September 2015 | CBA Equities Limited ACN 003 485 952 | Sale | 1,132.95 | 546 Ordinary shares | 546 |
| Tuesday, 15 September 2015 | CBA Equities Limited ACN 003 485 952 | Sale | 747.00 | 360 Ordinary shares | 360 |
| Tuesday, 15 September 2015 | CBA Equities Limited ACN 003 485 952 | Sale | 244.85 | 118 Ordinary shares | 118 |
| Tuesday, 15 September 2015 | CBA Equities Limited ACN 003 485 952 | Sale | 261.45 | 126 Ordinary shares | 126 |
| Tuesday, 15 September 2015 | CBA Equities Limited ACN 003 485 952 | Sale | 159.78 | 77 Ordinary shares | 77 |
| Tuesday, 15 September 2015 | CBA Equities Limited ACN 003 485 952 | Sale | 257.30 | 124 Ordinary shares | 124 |
| Tuesday, 15 September 2015 | CBA Equities Limited ACN 003 485 952 | Sale | 232.40 | 112 Ordinary shares | 112 |
| Tuesday, 15 September 2015 | CBA Equities Limited ACN 003 485 952 | Sale | 207.50 | 100 Ordinary shares | 100 |
| Tuesday, 15 September 2015 | CBA Equities Limited ACN 003 | Sale | 784.35 | 378 Ordinary shares | 378 |

| | | | | | |
|--------------------------------|--|----------|-----------|---------------------------|--------|
| | 485 952 | | | | |
| Tuesday, 15 September 2015 | CBA Equities Limited ACN 003 485 952 | Sale | 948.28 | 457 Ordinary shares | 457 |
| Tuesday, 15 September 2015 | CBA Equities Limited ACN 003 485 952 | Sale | 875.65 | 422 Ordinary shares | 422 |
| Tuesday, 15 September 2015 | CBA Equities Limited ACN 003 485 952 | Sale | 4.23 | 2 Ordinary shares | 2 |
| Thursday, 10 September 2015 | CBA Equities Limited ACN 003 485 952 | Purchase | 355.32 | 168 Ordinary shares | 168 |
| Thursday, 10 September 2015 | CBA Equities Limited ACN 003 485 952 | Purchase | 4,232.12 | 2,001 Ordinary shares | 2,001 |
| Tuesday, 15 September 2015 | CBA Equities Limited ACN 003 485 952 | Sale | 24,102.53 | 11,423 Ordinary shares | 11,423 |
| Tuesday, 15 September 2015 | CBA Equities Limited ACN 003 485 952 | Sale | 18,124.90 | 8,590 Ordinary shares | 8,590 |
| Tuesday, 15 September 2015 | CBA Equities Limited ACN 003 485 952 | Sale | 2,163.15 | 1,035 Ordinary shares | 1,035 |
| Tuesday, 15 September 2015 | CBA Equities Limited ACN 003 485 952 | Sale | 221.01 | 106 Ordinary shares | 106 |
| Tuesday, 15 September 2015 | CBA Equities Limited ACN 003 485 952 | Sale | 775.62 | 372 Ordinary shares | 372 |
| Tuesday, 15 September 2015 | CBA Equities Limited ACN 003 485 952 | Sale | 58.38 | 28 Ordinary shares | 28 |
| Tuesday, 15 September 2015 | CBA Equities Limited ACN 003 485 952 | Sale | 333.60 | 160 Ordinary shares | 160 |
| Tuesday, 15 September 2015 | CBA Equities Limited ACN 003 485 952 | Sale | 145.95 | 70 Ordinary shares | 70 |
| Tuesday, 15 September 2015 | CBA Equities Limited ACN 003 | Sale | 279.39 | 134 Ordinary shares | 134 |

| | | | | | |
|-------------------------------|--|------|----------|--------------------------|-------|
| | 485 952 | | | | |
| Tuesday, 15 September 2015 | CBA Equities Limited ACN 003 485 952 | Sale | 246.03 | 118 Ordinary shares | 118 |
| Tuesday, 15 September 2015 | CBA Equities Limited ACN 003 485 952 | Sale | 638.01 | 306 Ordinary shares | 306 |
| Tuesday, 15 September 2015 | CBA Equities Limited ACN 003 485 952 | Sale | 137.61 | 66 Ordinary shares | 66 |
| Tuesday, 15 September 2015 | CBA Equities Limited ACN 003 485 952 | Sale | 29.19 | 14 Ordinary shares | 14 |
| Tuesday, 15 September 2015 | CBA Equities Limited ACN 003 485 952 | Sale | 294.70 | 140 Ordinary shares | 140 |
| Tuesday, 15 September 2015 | CBA Equities Limited ACN 003 485 952 | Sale | 178.93 | 85 Ordinary shares | 85 |
| Tuesday, 15 September 2015 | CBA Equities Limited ACN 003 485 952 | Sale | 269.44 | 128 Ordinary shares | 128 |
| Tuesday, 15 September 2015 | CBA Equities Limited ACN 003 485 952 | Sale | 1,053.63 | 509 Ordinary shares | 509 |
| Tuesday, 15 September 2015 | CBA Equities Limited ACN 003 485 952 | Sale | 4,131.72 | 1,996 Ordinary shares | 1,996 |
| Tuesday, 15 September 2015 | CBA Equities Limited ACN 003 485 952 | Sale | 3,438.05 | 1,645 Ordinary shares | 1,645 |
| Tuesday, 15 September 2015 | CBA Equities Limited ACN 003 485 952 | Sale | 1,703.58 | 821 Ordinary shares | 821 |
| Tuesday, 15 September 2015 | CBA Equities Limited ACN 003 485 952 | Sale | 242.78 | 117 Ordinary shares | 117 |
| Tuesday, 15 September 2015 | CBA Equities Limited ACN 003 485 952 | Sale | 388.03 | 187 Ordinary shares | 187 |
| Tuesday, 15 September 2015 | CBA Equities Limited ACN 003 | Sale | 348.60 | 168 Ordinary shares | 168 |

| | | | | | |
|-------------------------------|--|------|----------|--------------------------|-------|
| | 485 952 | | | | |
| Tuesday, 15 September 2015 | CBA Equities Limited ACN 003 485 952 | Sale | 315.40 | 152 Ordinary shares | 152 |
| Tuesday, 15 September 2015 | CBA Equities Limited ACN 003 485 952 | Sale | 415.00 | 200 Ordinary shares | 200 |
| Tuesday, 15 September 2015 | CBA Equities Limited ACN 003 485 952 | Sale | 396.33 | 191 Ordinary shares | 191 |
| Tuesday, 15 September 2015 | CBA Equities Limited ACN 003 485 952 | Sale | 144.55 | 70 Ordinary shares | 70 |
| Tuesday, 15 September 2015 | CBA Equities Limited ACN 003 485 952 | Sale | 185.85 | 90 Ordinary shares | 90 |
| Tuesday, 15 September 2015 | CBA Equities Limited ACN 003 485 952 | Sale | 33.04 | 16 Ordinary shares | 16 |
| Tuesday, 15 September 2015 | CBA Equities Limited ACN 003 485 952 | Sale | 88.41 | 42 Ordinary shares | 42 |
| Tuesday, 15 September 2015 | CBA Equities Limited ACN 003 485 952 | Sale | 252.60 | 120 Ordinary shares | 120 |
| Tuesday, 15 September 2015 | CBA Equities Limited ACN 003 485 952 | Sale | 489.97 | 235 Ordinary shares | 235 |
| Tuesday, 15 September 2015 | CBA Equities Limited ACN 003 485 952 | Sale | 725.58 | 348 Ordinary shares | 348 |
| Tuesday, 15 September 2015 | CBA Equities Limited ACN 003 485 952 | Sale | 77.14 | 37 Ordinary shares | 37 |
| Tuesday, 15 September 2015 | CBA Equities Limited ACN 003 485 952 | Sale | 391.98 | 188 Ordinary shares | 188 |
| Tuesday, 15 September 2015 | CBA Equities Limited ACN 003 485 952 | Sale | 1,249.12 | 592 Ordinary shares | 592 |
| Tuesday, 15 September 2015 | CBA Equities Limited ACN 003 | Sale | 2,221.83 | 1,053 Ordinary shares | 1,053 |

| | | | | | |
|-------------------------------|--|------|----------|---------------------|-----|
| | 485 952 | | | | |
| Tuesday, 15 September 2015 | CBA Equities Limited ACN 003 485 952 | Sale | 352.37 | 169 Ordinary shares | 169 |
| Tuesday, 15 September 2015 | CBA Equities Limited ACN 003 485 952 | Sale | 145.95 | 70 Ordinary shares | 70 |
| Tuesday, 15 September 2015 | CBA Equities Limited ACN 003 485 952 | Sale | 145.95 | 70 Ordinary shares | 70 |
| Tuesday, 15 September 2015 | CBA Equities Limited ACN 003 485 952 | Sale | 145.95 | 70 Ordinary shares | 70 |
| Tuesday, 15 September 2015 | CBA Equities Limited ACN 003 485 952 | Sale | 156.38 | 75 Ordinary shares | 75 |
| Tuesday, 15 September 2015 | CBA Equities Limited ACN 003 485 952 | Sale | 341.94 | 164 Ordinary shares | 164 |
| Tuesday, 15 September 2015 | CBA Equities Limited ACN 003 485 952 | Sale | 275.98 | 133 Ordinary shares | 133 |
| Tuesday, 15 September 2015 | CBA Equities Limited ACN 003 485 952 | Sale | 261.45 | 126 Ordinary shares | 126 |
| Tuesday, 15 September 2015 | CBA Equities Limited ACN 003 485 952 | Sale | 1,514.75 | 730 Ordinary shares | 730 |
| Tuesday, 15 September 2015 | CBA Equities Limited ACN 003 485 952 | Sale | 2,038.16 | 987 Ordinary shares | 987 |
| Tuesday, 15 September 2015 | CBA Equities Limited ACN 003 485 952 | Sale | 2,106.54 | 996 Ordinary shares | 996 |
| Tuesday, 15 September 2015 | CBA Equities Limited ACN 003 485 952 | Sale | 2,091.74 | 989 Ordinary shares | 989 |
| Tuesday, 15 September 2015 | CBA Equities Limited ACN 003 485 952 | Sale | 14.81 | 7 Ordinary shares | 7 |
| Tuesday, 15 September 2015 | CBA Equities Limited ACN 003 | Sale | 4.23 | 2 Ordinary shares | 2 |

| | | | | | |
|-----------------------------|--------------------------------------|----------|-----------|-----------------------|-------|
| | 485 952 | | | | |
| Tuesday, 15 September 2015 | CBA Equities Limited ACN 003 485 952 | Sale | 975.02 | 461 Ordinary shares | 461 |
| Tuesday, 15 September 2015 | CBA Equities Limited ACN 003 485 952 | Sale | 148.05 | 70 Ordinary shares | 70 |
| Tuesday, 15 September 2015 | CBA Equities Limited ACN 003 485 952 | Sale | 152.28 | 72 Ordinary shares | 72 |
| Tuesday, 15 September 2015 | CBA Equities Limited ACN 003 485 952 | Sale | 148.05 | 70 Ordinary shares | 70 |
| Tuesday, 15 September 2015 | CBA Equities Limited ACN 003 485 952 | Sale | 50.76 | 24 Ordinary shares | 24 |
| Thursday, 10 September 2015 | CBA Equities Limited ACN 003 485 952 | Purchase | 3,470.95 | 1,645 Ordinary shares | 1,645 |
| Thursday, 10 September 2015 | CBA Equities Limited ACN 003 485 952 | Purchase | 12,849.90 | 6,090 Ordinary shares | 6,090 |
| Thursday, 10 September 2015 | CBA Equities Limited ACN 003 485 952 | Purchase | 82.49 | 39 Ordinary shares | 39 |
| Thursday, 10 September 2015 | CBA Equities Limited ACN 003 485 952 | Purchase | 268.61 | 127 Ordinary shares | 127 |
| Tuesday, 15 September 2015 | CBA Equities Limited ACN 003 485 952 | Sale | 2,026.17 | 958 Ordinary shares | 958 |
| Tuesday, 15 September 2015 | CBA Equities Limited ACN 003 485 952 | Sale | 1,634.90 | 773 Ordinary shares | 773 |
| Tuesday, 15 September 2015 | CBA Equities Limited ACN 003 485 952 | Sale | 2,178.45 | 1,030 Ordinary shares | 1,030 |
| Tuesday, 15 September 2015 | CBA Equities Limited ACN 003 485 952 | Sale | 10.58 | 5 Ordinary shares | 5 |
| Tuesday, 15 September 2015 | CBA Equities Limited ACN 003 | Sale | 63.45 | 30 Ordinary shares | 30 |

| | | | | | |
|---------------------------------|--|----------|-----------|--------------------------|-------|
| | 485 952 | | | | |
| Tuesday, 15 September 2015 | CBA Equities Limited ACN 003 485 952 | Sale | 114.21 | 54 Ordinary shares | 54 |
| Tuesday, 15 September 2015 | CBA Equities Limited ACN 003 485 952 | Sale | 558.36 | 264 Ordinary shares | 264 |
| Thursday, 10 September 2015 | CBA Equities Limited ACN 003 485 952 | Purchase | 501.26 | 237 Ordinary shares | 237 |
| Thursday, 10 September 2015 | CBA Equities Limited ACN 003 485 952 | Purchase | 983.48 | 465 Ordinary shares | 465 |
| Thursday, 10 September 2015 | CBA Equities Limited ACN 003 485 952 | Purchase | 50.76 | 24 Ordinary shares | 24 |
| Wednesday, 16 September 2015 | CBA Equities Limited ACN 003 485 952 | Sale | 20,190.27 | 9,479 Ordinary shares | 9,479 |
| Friday, 11 September 2015 | CBA Equities Limited ACN 003 485 952 | Purchase | 13,567.30 | 6,430 Ordinary shares | 6,430 |
| Friday, 11 September 2015 | CBA Equities Limited ACN 003 485 952 | Purchase | 1,082.43 | 513 Ordinary shares | 513 |
| Friday, 11 September 2015 | CBA Equities Limited ACN 003 485 952 | Purchase | 1,253.34 | 594 Ordinary shares | 594 |
| Friday, 11 September 2015 | CBA Equities Limited ACN 003 485 952 | Purchase | 6,365.87 | 3,017 Ordinary shares | 3,017 |
| Monday, 14 September 2015 | CBA Equities Limited ACN 003 485 952 | Purchase | 3,460.40 | 1,640 Ordinary shares | 1,640 |
| Monday, 14 September 2015 | CBA Equities Limited ACN 003 485 952 | Purchase | 20,000.69 | 9,479 Ordinary shares | 9,479 |
| Monday, 14 September 2015 | CBA Equities Limited ACN 003 485 952 | Purchase | 17,584.38 | 8,217 Ordinary shares | 8,217 |
| Friday, 18 September 2015 | CBA Equities Limited ACN 003 | Sale | 3,493.20 | 1,640 Ordinary shares | 1,640 |

| | | | | | |
|------------------------------|--|------|----------|--------------------------|-------|
| | 485 952 | | | | |
| Friday, 18 September 2015 | CBA Equities Limited ACN 003 485 952 | Sale | 7,937.60 | 3,753 Ordinary shares | 3,753 |
| Friday, 18 September 2015 | CBA Equities Limited ACN 003 485 952 | Sale | 881.96 | 417 Ordinary shares | 417 |
| Friday, 18 September 2015 | CBA Equities Limited ACN 003 485 952 | Sale | 145.94 | 69 Ordinary shares | 69 |
| Friday, 18 September 2015 | CBA Equities Limited ACN 003 485 952 | Sale | 169.20 | 80 Ordinary shares | 80 |
| Friday, 18 September 2015 | CBA Equities Limited ACN 003 485 952 | Sale | 351.09 | 166 Ordinary shares | 166 |
| Friday, 18 September 2015 | CBA Equities Limited ACN 003 485 952 | Sale | 126.90 | 60 Ordinary shares | 60 |
| Friday, 18 September 2015 | CBA Equities Limited ACN 003 485 952 | Sale | 317.25 | 150 Ordinary shares | 150 |
| Friday, 18 September 2015 | CBA Equities Limited ACN 003 485 952 | Sale | 184.01 | 87 Ordinary shares | 87 |
| Friday, 18 September 2015 | CBA Equities Limited ACN 003 485 952 | Sale | 145.94 | 69 Ordinary shares | 69 |
| Friday, 18 September 2015 | CBA Equities Limited ACN 003 485 952 | Sale | 145.94 | 69 Ordinary shares | 69 |
| Friday, 18 September 2015 | CBA Equities Limited ACN 003 485 952 | Sale | 57.11 | 27 Ordinary shares | 27 |
| Friday, 18 September 2015 | CBA Equities Limited ACN 003 485 952 | Sale | 196.70 | 93 Ordinary shares | 93 |
| Friday, 18 September 2015 | CBA Equities Limited ACN 003 485 952 | Sale | 145.94 | 69 Ordinary shares | 69 |
| Friday, 18 September 2015 | CBA Equities Limited ACN 003 | Sale | 69.80 | 33 Ordinary shares | 33 |

| | | | | | |
|------------------------------|--|------|----------|--------------------------|-------|
| | 485 952 | | | | |
| Friday, 18 September 2015 | CBA Equities Limited ACN 003 485 952 | Sale | 145.94 | 69 Ordinary shares | 69 |
| Friday, 18 September 2015 | CBA Equities Limited ACN 003 485 952 | Sale | 3,468.60 | 1,640 Ordinary shares | 1,640 |
| Friday, 18 September 2015 | CBA Equities Limited ACN 003 485 952 | Sale | 3,434.40 | 1,620 Ordinary shares | 1,620 |
| Friday, 18 September 2015 | CBA Equities Limited ACN 003 485 952 | Sale | 520.29 | 246 Ordinary shares | 246 |
| Friday, 18 September 2015 | CBA Equities Limited ACN 003 485 952 | Sale | 145.94 | 69 Ordinary shares | 69 |
| Friday, 18 September 2015 | CBA Equities Limited ACN 003 485 952 | Sale | 617.58 | 292 Ordinary shares | 292 |
| Friday, 18 September 2015 | CBA Equities Limited ACN 003 485 952 | Sale | 145.94 | 69 Ordinary shares | 69 |
| Friday, 18 September 2015 | CBA Equities Limited ACN 003 485 952 | Sale | 2,123.46 | 1,004 Ordinary shares | 1,004 |
| Friday, 18 September 2015 | CBA Equities Limited ACN 003 485 952 | Sale | 1,651.82 | 781 Ordinary shares | 781 |
| Friday, 18 September 2015 | CBA Equities Limited ACN 003 485 952 | Sale | 1,099.80 | 520 Ordinary shares | 520 |
| Friday, 18 September 2015 | CBA Equities Limited ACN 003 485 952 | Sale | 2,343.42 | 1,108 Ordinary shares | 1,108 |
| Friday, 18 September 2015 | CBA Equities Limited ACN 003 485 952 | Sale | 86.72 | 41 Ordinary shares | 41 |
| Friday, 18 September 2015 | CBA Equities Limited ACN 003 485 952 | Sale | 196.70 | 93 Ordinary shares | 93 |
| Friday, 18 September 2015 | CBA Equities Limited ACN 003 | Sale | 129.02 | 61 Ordinary shares | 61 |

| | | | | | |
|------------------------------|--|------|-----------|--------------------------|-------|
| | 485 952 | | | | |
| Friday, 18 September 2015 | CBA Equities Limited ACN 003 485 952 | Sale | 122.67 | 58 Ordinary shares | 58 |
| Friday, 18 September 2015 | CBA Equities Limited ACN 003 485 952 | Sale | 291.87 | 138 Ordinary shares | 138 |
| Friday, 18 September 2015 | CBA Equities Limited ACN 003 485 952 | Sale | 162.86 | 77 Ordinary shares | 77 |
| Friday, 18 September 2015 | CBA Equities Limited ACN 003 485 952 | Sale | 145.94 | 69 Ordinary shares | 69 |
| Friday, 18 September 2015 | CBA Equities Limited ACN 003 485 952 | Sale | 3,159.81 | 1,494 Ordinary shares | 1,494 |
| Friday, 18 September 2015 | CBA Equities Limited ACN 003 485 952 | Sale | 1,353.60 | 640 Ordinary shares | 640 |
| Friday, 18 September 2015 | CBA Equities Limited ACN 003 485 952 | Sale | 131.13 | 62 Ordinary shares | 62 |
| Friday, 18 September 2015 | CBA Equities Limited ACN 003 485 952 | Sale | 8.46 | 4 Ordinary shares | 4 |
| Friday, 18 September 2015 | CBA Equities Limited ACN 003 485 952 | Sale | 335.49 | 159 Ordinary shares | 159 |
| Friday, 18 September 2015 | CBA Equities Limited ACN 003 485 952 | Sale | 75.96 | 36 Ordinary shares | 36 |
| Friday, 18 September 2015 | CBA Equities Limited ACN 003 485 952 | Sale | 82.29 | 39 Ordinary shares | 39 |
| Friday, 18 September 2015 | CBA Equities Limited ACN 003 485 952 | Sale | 37.98 | 18 Ordinary shares | 18 |
| Friday, 18 September 2015 | CBA Equities Limited ACN 003 485 952 | Sale | 1,203.44 | 569 Ordinary shares | 569 |
| Friday, 18 September 2015 | CBA Equities Limited ACN 003 | Sale | 18,042.61 | 8,551 Ordinary shares | 8,551 |

| | | | | | |
|------------------------------|--|------|-----------|--------------------------|-------|
| | 485 952 | | | | |
| Friday, 18 September 2015 | CBA Equities Limited ACN 003 485 952 | Sale | 194.58 | 92 Ordinary shares | 92 |
| Friday, 18 September 2015 | CBA Equities Limited ACN 003 485 952 | Sale | 2,106.54 | 996 Ordinary shares | 996 |
| Friday, 18 September 2015 | CBA Equities Limited ACN 003 485 952 | Sale | 2,343.42 | 1,108 Ordinary shares | 1,108 |
| Friday, 18 September 2015 | CBA Equities Limited ACN 003 485 952 | Sale | 1,068.08 | 505 Ordinary shares | 505 |
| Friday, 18 September 2015 | CBA Equities Limited ACN 003 485 952 | Sale | 1,277.46 | 604 Ordinary shares | 604 |
| Friday, 18 September 2015 | CBA Equities Limited ACN 003 485 952 | Sale | 2,343.42 | 1,108 Ordinary shares | 1,108 |
| Friday, 18 September 2015 | CBA Equities Limited ACN 003 485 952 | Sale | 298.22 | 141 Ordinary shares | 141 |
| Friday, 18 September 2015 | CBA Equities Limited ACN 003 485 952 | Sale | 17,320.99 | 8,209 Ordinary shares | 8,209 |
| Friday, 18 September 2015 | CBA Equities Limited ACN 003 485 952 | Sale | 27.50 | 13 Ordinary shares | 13 |
| Friday, 18 September 2015 | CBA Equities Limited ACN 003 485 952 | Sale | 6,357.43 | 3,013 Ordinary shares | 3,013 |
| Friday, 18 September 2015 | CBA Equities Limited ACN 003 485 952 | Sale | 3,779.51 | 1,787 Ordinary shares | 1,787 |
| Friday, 18 September 2015 | CBA Equities Limited ACN 003 485 952 | Sale | 389.16 | 184 Ordinary shares | 184 |
| Friday, 18 September 2015 | CBA Equities Limited ACN 003 485 952 | Sale | 145.94 | 69 Ordinary shares | 69 |
| Friday, 18 September 2015 | CBA Equities Limited ACN 003 | Sale | 325.71 | 154 Ordinary shares | 154 |

| | | | | | |
|-------------------------------|--|----------|----------|--------------------------|-------|
| | 485 952 | | | | |
| Friday, 18 September 2015 | CBA Equities Limited ACN 003 485 952 | Sale | 145.94 | 69 Ordinary shares | 69 |
| Friday, 18 September 2015 | CBA Equities Limited ACN 003 485 952 | Sale | 145.94 | 69 Ordinary shares | 69 |
| Friday, 18 September 2015 | CBA Equities Limited ACN 003 485 952 | Sale | 1,256.31 | 594 Ordinary shares | 594 |
| Friday, 18 September 2015 | CBA Equities Limited ACN 003 485 952 | Sale | 6,964.20 | 3,285 Ordinary shares | 3,285 |
| Friday, 18 September 2015 | CBA Equities Limited ACN 003 485 952 | Sale | 6,688.60 | 3,155 Ordinary shares | 3,155 |
| Friday, 18 September 2015 | CBA Equities Limited ACN 003 485 952 | Sale | 10.63 | 5 Ordinary shares | 5 |
| Friday, 18 September 2015 | CBA Equities Limited ACN 003 485 952 | Sale | 522.75 | 246 Ordinary shares | 246 |
| Friday, 18 September 2015 | CBA Equities Limited ACN 003 485 952 | Sale | 278.38 | 131 Ordinary shares | 131 |
| Friday, 18 September 2015 | CBA Equities Limited ACN 003 485 952 | Sale | 2,626.50 | 1,236 Ordinary shares | 1,236 |
| Friday, 18 September 2015 | CBA Equities Limited ACN 003 485 952 | Sale | 10.58 | 5 Ordinary shares | 5 |
| Friday, 18 September 2015 | CBA Equities Limited ACN 003 485 952 | Sale | 14.81 | 7 Ordinary shares | 7 |
| Friday, 18 September 2015 | CBA Equities Limited ACN 003 485 952 | Sale | 275.60 | 130 Ordinary shares | 130 |
| Tuesday, 15 September 2015 | CBA Equities Limited ACN 003 485 952 | Purchase | 2,930.88 | 1,376 Ordinary shares | 1,376 |
| Tuesday, 15 September 2015 | CBA Equities Limited ACN 003 | Purchase | 247.08 | 116 Ordinary shares | 116 |

| | | | | | |
|-------------------------------|--|----------|----------|--------------------------|-------|
| | 485 952 | | | | |
| Tuesday, 15 September 2015 | CBA Equities Limited ACN 003 485 952 | Purchase | 2,930.88 | 1,376 Ordinary shares | 1,376 |
| Tuesday, 15 September 2015 | CBA Equities Limited ACN 003 485 952 | Purchase | 3,354.75 | 1,575 Ordinary shares | 1,575 |
| Tuesday, 15 September 2015 | CBA Equities Limited ACN 003 485 952 | Purchase | 2,622.03 | 1,231 Ordinary shares | 1,231 |
| Tuesday, 15 September 2015 | CBA Equities Limited ACN 003 485 952 | Purchase | 1,750.86 | 822 Ordinary shares | 822 |
| Tuesday, 15 September 2015 | CBA Equities Limited ACN 003 485 952 | Purchase | 466.47 | 219 Ordinary shares | 219 |
| Tuesday, 15 September 2015 | CBA Equities Limited ACN 003 485 952 | Purchase | 873.30 | 410 Ordinary shares | 410 |
| Tuesday, 15 September 2015 | CBA Equities Limited ACN 003 485 952 | Purchase | 873.30 | 410 Ordinary shares | 410 |
| Tuesday, 15 September 2015 | CBA Equities Limited ACN 003 485 952 | Purchase | 374.88 | 176 Ordinary shares | 176 |
| Friday, 18 September 2015 | CBA Equities Limited ACN 003 485 952 | Sale | 384.93 | 182 Ordinary shares | 182 |
| Friday, 18 September 2015 | CBA Equities Limited ACN 003 485 952 | Sale | 110.50 | 52 Ordinary shares | 52 |
| Friday, 18 September 2015 | CBA Equities Limited ACN 003 485 952 | Sale | 4.25 | 2 Ordinary shares | 2 |
| Friday, 18 September 2015 | CBA Equities Limited ACN 003 485 952 | Sale | 93.50 | 44 Ordinary shares | 44 |
| Friday, 18 September 2015 | CBA Equities Limited ACN 003 485 952 | Sale | 1,751.00 | 824 Ordinary shares | 824 |
| Friday, 18 September 2015 | CBA Equities Limited ACN 003 | Sale | 127.50 | 60 Ordinary shares | 60 |

| | | | | | |
|---------------------------------|--|----------|-----------|---------------------------|--------|
| | 485 952 | | | | |
| Friday, 18 September 2015 | CBA Equities Limited ACN 003 485 952 | Sale | 813.88 | 383 Ordinary shares | 383 |
| Wednesday, 16 September 2015 | CBA Equities Limited ACN 003 485 952 | Purchase | 817.55 | 394 Ordinary shares | 394 |
| Wednesday, 16 September 2015 | CBA Equities Limited ACN 003 485 952 | Purchase | 112.05 | 54 Ordinary shares | 54 |
| Wednesday, 16 September 2015 | CBA Equities Limited ACN 003 485 952 | Purchase | 495.93 | 239 Ordinary shares | 239 |
| Wednesday, 16 September 2015 | CBA Equities Limited ACN 003 485 952 | Purchase | 8,544.64 | 4,108 Ordinary shares | 4,108 |
| Wednesday, 16 September 2015 | CBA Equities Limited ACN 003 485 952 | Purchase | 58,708.00 | 28,225 Ordinary shares | 28,225 |
| Wednesday, 16 September 2015 | CBA Equities Limited ACN 003 485 952 | Purchase | 11,350.50 | 5,405 Ordinary shares | 5,405 |
| Wednesday, 16 September 2015 | CBA Equities Limited ACN 003 485 952 | Purchase | 581.70 | 277 Ordinary shares | 277 |
| Wednesday, 16 September 2015 | CBA Equities Limited ACN 003 485 952 | Purchase | 1,724.10 | 821 Ordinary shares | 821 |
| Wednesday, 16 September 2015 | CBA Equities Limited ACN 003 485 952 | Purchase | 1,724.10 | 821 Ordinary shares | 821 |
| Wednesday, 16 September 2015 | CBA Equities Limited ACN 003 485 952 | Purchase | 861.00 | 410 Ordinary shares | 410 |
| Wednesday, 16 September 2015 | CBA Equities Limited ACN 003 485 952 | Purchase | 861.00 | 410 Ordinary shares | 410 |
| Wednesday, 16 September 2015 | CBA Equities Limited ACN 003 485 952 | Purchase | 861.00 | 410 Ordinary shares | 410 |
| Wednesday, 16 September 2015 | CBA Equities Limited ACN 003 | Purchase | 688.80 | 328 Ordinary shares | 328 |

| | | | | | |
|------------------------------|--------------------------------------|----------|------------|-------------------------|---------|
| | 485 952 | | | | |
| Wednesday, 16 September 2015 | CBA Equities Limited ACN 003 485 952 | Purchase | 861.00 | 410 Ordinary shares | 410 |
| Wednesday, 16 September 2015 | CBA Equities Limited ACN 003 485 952 | Purchase | 392.70 | 187 Ordinary shares | 187 |
| Wednesday, 16 September 2015 | CBA Equities Limited ACN 003 485 952 | Purchase | 3,444.00 | 1,640 Ordinary shares | 1,640 |
| Wednesday, 16 September 2015 | CBA Equities Limited ACN 003 485 952 | Purchase | 5,191.65 | 2,502 Ordinary shares | 2,502 |
| Wednesday, 16 September 2015 | CBA Equities Limited ACN 003 485 952 | Purchase | 1,176.53 | 567 Ordinary shares | 567 |
| Wednesday, 16 September 2015 | CBA Equities Limited ACN 003 485 952 | Purchase | 634.95 | 306 Ordinary shares | 306 |
| Wednesday, 16 September 2015 | CBA Equities Limited ACN 003 485 952 | Purchase | 327.85 | 158 Ordinary shares | 158 |
| Wednesday, 16 September 2015 | CBA Equities Limited ACN 003 485 952 | Purchase | 99.60 | 48 Ordinary shares | 48 |
| Wednesday, 16 September 2015 | CBA Equities Limited ACN 003 485 952 | Purchase | 112.05 | 54 Ordinary shares | 54 |
| Wednesday, 16 September 2015 | CBA Equities Limited ACN 003 485 952 | Purchase | 192.98 | 93 Ordinary shares | 93 |
| Wednesday, 16 September 2015 | CBA Equities Limited ACN 003 485 952 | Purchase | 39.43 | 19 Ordinary shares | 19 |
| Wednesday, 16 September 2015 | CBA Equities Limited ACN 003 485 952 | Purchase | 26.98 | 13 Ordinary shares | 13 |
| Wednesday, 16 September 2015 | CBA Equities Limited ACN 003 485 952 | Purchase | 552,613.22 | 261,902 Ordinary shares | 261,902 |
| Wednesday, 16 September 2015 | CBA Equities Limited ACN 003 | Purchase | 138,152.25 | 65,475 Ordinary shares | 65,475 |

| | | | | | |
|------------------------------|--------------------------------------|----------|------------|------------------------|--------|
| | 485 952 | | | | |
| Wednesday, 16 September 2015 | CBA Equities Limited ACN 003 485 952 | Purchase | 173,382.92 | 82,172 Ordinary shares | 82,172 |
| Wednesday, 16 September 2015 | CBA Equities Limited ACN 003 485 952 | Purchase | 207,229.43 | 98,213 Ordinary shares | 98,213 |
| Wednesday, 16 September 2015 | CBA Equities Limited ACN 003 485 952 | Purchase | 1,010.40 | 480 Ordinary shares | 480 |
| Wednesday, 16 September 2015 | CBA Equities Limited ACN 003 485 952 | Purchase | 2,140.78 | 1,017 Ordinary shares | 1,017 |
| Wednesday, 16 September 2015 | CBA Equities Limited ACN 003 485 952 | Purchase | 5,220.40 | 2,480 Ordinary shares | 2,480 |
| Wednesday, 16 September 2015 | CBA Equities Limited ACN 003 485 952 | Purchase | 608.35 | 289 Ordinary shares | 289 |
| Wednesday, 16 September 2015 | CBA Equities Limited ACN 003 485 952 | Purchase | 4,654.15 | 2,211 Ordinary shares | 2,211 |
| Wednesday, 16 September 2015 | CBA Equities Limited ACN 003 485 952 | Purchase | 6,898.50 | 3,285 Ordinary shares | 3,285 |
| Wednesday, 16 September 2015 | CBA Equities Limited ACN 003 485 952 | Purchase | 3,411.20 | 1,640 Ordinary shares | 1,640 |
| Wednesday, 16 September 2015 | CBA Equities Limited ACN 003 485 952 | Purchase | 12,823.20 | 6,165 Ordinary shares | 6,165 |
| Wednesday, 16 September 2015 | CBA Equities Limited ACN 003 485 952 | Purchase | 176.80 | 85 Ordinary shares | 85 |
| Wednesday, 16 September 2015 | CBA Equities Limited ACN 003 485 952 | Purchase | 3,427.60 | 1,640 Ordinary shares | 1,640 |
| Wednesday, 16 September 2015 | CBA Equities Limited ACN 003 485 952 | Purchase | 155.63 | 75 Ordinary shares | 75 |
| Tuesday, 22 September 2015 | CBA Equities Limited ACN 003 | Sale | 4.00 | 2 Ordinary shares | 2 |

| | | | | | |
|-----------------------------|--------------------------------------|----------|------------|-------------------------|---------|
| | 485 952 | | | | |
| Tuesday, 22 September 2015 | CBA Equities Limited ACN 003 485 952 | Sale | 499.38 | 250 Ordinary shares | 250 |
| Tuesday, 22 September 2015 | CBA Equities Limited ACN 003 485 952 | Sale | 256.64 | 128 Ordinary shares | 128 |
| Tuesday, 22 September 2015 | CBA Equities Limited ACN 003 485 952 | Sale | 362.90 | 181 Ordinary shares | 181 |
| Tuesday, 22 September 2015 | CBA Equities Limited ACN 003 485 952 | Sale | 16.04 | 8 Ordinary shares | 8 |
| Tuesday, 22 September 2015 | CBA Equities Limited ACN 003 485 952 | Sale | 23,404.36 | 11,673 Ordinary shares | 11,673 |
| Tuesday, 22 September 2015 | CBA Equities Limited ACN 003 485 952 | Sale | 26.06 | 13 Ordinary shares | 13 |
| Tuesday, 22 September 2015 | CBA Equities Limited ACN 003 485 952 | Sale | 14.04 | 7 Ordinary shares | 7 |
| Tuesday, 22 September 2015 | CBA Equities Limited ACN 003 485 952 | Sale | 2.00 | 1 Ordinary shares | 1 |
| Tuesday, 22 September 2015 | CBA Equities Limited ACN 003 485 952 | Sale | 598,973.44 | 287,968 Ordinary shares | 287,968 |
| Tuesday, 22 September 2015 | CBA Equities Limited ACN 003 485 952 | Sale | 260,045.76 | 125,022 Ordinary shares | 125,022 |
| Tuesday, 22 September 2015 | CBA Equities Limited ACN 003 485 952 | Sale | 39,000.00 | 18,750 Ordinary shares | 18,750 |
| Thursday, 17 September 2015 | CBA Equities Limited ACN 003 485 952 | Purchase | 40,000.48 | 19,231 Ordinary shares | 19,231 |
| Tuesday, 22 September 2015 | CBA Equities Limited ACN 003 485 952 | Sale | 2,067.15 | 1,031 Ordinary shares | 1,031 |
| Tuesday, 22 September 2015 | CBA Equities Limited ACN 003 | Sale | 16,150.28 | 8,055 Ordinary shares | 8,055 |

| | | | | | |
|-----------------------------|--------------------------------------|----------|----------|-----------------------|-------|
| | 485 952 | | | | |
| Tuesday, 22 September 2015 | CBA Equities Limited ACN 003 485 952 | Sale | 2,029.06 | 1,012 Ordinary shares | 1,012 |
| Tuesday, 22 September 2015 | CBA Equities Limited ACN 003 485 952 | Sale | 1,932.82 | 964 Ordinary shares | 964 |
| Tuesday, 22 September 2015 | CBA Equities Limited ACN 003 485 952 | Sale | 367.08 | 184 Ordinary shares | 184 |
| Tuesday, 22 September 2015 | CBA Equities Limited ACN 003 485 952 | Sale | 405.49 | 203 Ordinary shares | 203 |
| Tuesday, 22 September 2015 | CBA Equities Limited ACN 003 485 952 | Sale | 3,280.00 | 1,640 Ordinary shares | 1,640 |
| Thursday, 17 September 2015 | CBA Equities Limited ACN 003 485 952 | Purchase | 6,820.91 | 3,419 Ordinary shares | 3,419 |
| Tuesday, 22 September 2015 | CBA Equities Limited ACN 003 485 952 | Sale | 2.00 | 1 Ordinary shares | 1 |
| Tuesday, 22 September 2015 | CBA Equities Limited ACN 003 485 952 | Sale | 4.00 | 2 Ordinary shares | 2 |
| Tuesday, 22 September 2015 | CBA Equities Limited ACN 003 485 952 | Sale | 4,993.75 | 2,500 Ordinary shares | 2,500 |
| Tuesday, 22 September 2015 | CBA Equities Limited ACN 003 485 952 | Sale | 148.37 | 74 Ordinary shares | 74 |
| Tuesday, 22 September 2015 | CBA Equities Limited ACN 003 485 952 | Sale | 168.42 | 84 Ordinary shares | 84 |
| Tuesday, 22 September 2015 | CBA Equities Limited ACN 003 485 952 | Sale | 148.37 | 74 Ordinary shares | 74 |
| Tuesday, 22 September 2015 | CBA Equities Limited ACN 003 485 952 | Sale | 615.53 | 307 Ordinary shares | 307 |
| Tuesday, 22 September 2015 | CBA Equities Limited ACN 003 | Sale | 785.96 | 392 Ordinary shares | 392 |

| | | | | | |
|---------------------------------|--|----------|-----------|---------------------------|--------|
| | 485 952 | | | | |
| Tuesday, 22 September 2015 | CBA Equities Limited ACN 003 485 952 | Sale | 328.82 | 164 Ordinary shares | 164 |
| Tuesday, 22 September 2015 | CBA Equities Limited ACN 003 485 952 | Sale | 461.15 | 230 Ordinary shares | 230 |
| Tuesday, 22 September 2015 | CBA Equities Limited ACN 003 485 952 | Sale | 192.48 | 96 Ordinary shares | 96 |
| Tuesday, 22 September 2015 | CBA Equities Limited ACN 003 485 952 | Sale | 294.73 | 147 Ordinary shares | 147 |
| Tuesday, 22 September 2015 | CBA Equities Limited ACN 003 485 952 | Sale | 142.35 | 71 Ordinary shares | 71 |
| Friday, 18 September 2015 | CBA Equities Limited ACN 003 485 952 | Purchase | 46,664.82 | 17,811 Ordinary shares | 17,811 |
| Wednesday, 23 September 2015 | CBA Equities Limited ACN 003 485 952 | Sale | 5,707.41 | 2,166 Ordinary shares | 2,166 |
| Wednesday, 23 September 2015 | CBA Equities Limited ACN 003 485 952 | Sale | 8,563.75 | 3,250 Ordinary shares | 3,250 |
| Wednesday, 23 September 2015 | CBA Equities Limited ACN 003 485 952 | Sale | 179.18 | 68 Ordinary shares | 68 |
| Wednesday, 23 September 2015 | CBA Equities Limited ACN 003 485 952 | Sale | 5,670.52 | 2,152 Ordinary shares | 2,152 |
| Wednesday, 23 September 2015 | CBA Equities Limited ACN 003 485 952 | Sale | 8,511.05 | 3,230 Ordinary shares | 3,230 |
| Wednesday, 23 September 2015 | CBA Equities Limited ACN 003 485 952 | Sale | 268.77 | 102 Ordinary shares | 102 |
| Wednesday, 23 September 2015 | CBA Equities Limited ACN 003 485 952 | Sale | 3,370.16 | 1,279 Ordinary shares | 1,279 |
| Wednesday, 23 September 2015 | CBA Equities Limited ACN 003 | Sale | 1,449.25 | 550 Ordinary shares | 550 |

| | | | | | |
|------------------------------|--------------------------------------|------|-----------|-----------------------|-------|
| | 485 952 | | | | |
| Wednesday, 23 September 2015 | CBA Equities Limited ACN 003 485 952 | Sale | 1,745.70 | 660 Ordinary shares | 660 |
| Wednesday, 23 September 2015 | CBA Equities Limited ACN 003 485 952 | Sale | 417.91 | 158 Ordinary shares | 158 |
| Wednesday, 23 September 2015 | CBA Equities Limited ACN 003 485 952 | Sale | 306.00 | 153 Ordinary shares | 153 |
| Wednesday, 23 September 2015 | CBA Equities Limited ACN 003 485 952 | Sale | 19,744.00 | 9,872 Ordinary shares | 9,872 |
| Wednesday, 23 September 2015 | CBA Equities Limited ACN 003 485 952 | Sale | 14,450.34 | 5,484 Ordinary shares | 5,484 |
| Wednesday, 23 September 2015 | CBA Equities Limited ACN 003 485 952 | Sale | 2,292.45 | 870 Ordinary shares | 870 |
| Wednesday, 23 September 2015 | CBA Equities Limited ACN 003 485 952 | Sale | 521.73 | 198 Ordinary shares | 198 |
| Wednesday, 23 September 2015 | CBA Equities Limited ACN 003 485 952 | Sale | 3,855.00 | 1,463 Ordinary shares | 1,463 |
| Wednesday, 23 September 2015 | CBA Equities Limited ACN 003 485 952 | Sale | 2,542.77 | 965 Ordinary shares | 965 |
| Wednesday, 23 September 2015 | CBA Equities Limited ACN 003 485 952 | Sale | 869.55 | 330 Ordinary shares | 330 |
| Wednesday, 23 September 2015 | CBA Equities Limited ACN 003 485 952 | Sale | 313.57 | 119 Ordinary shares | 119 |
| Wednesday, 23 September 2015 | CBA Equities Limited ACN 003 485 952 | Sale | 1,571.13 | 594 Ordinary shares | 594 |
| Wednesday, 23 September 2015 | CBA Equities Limited ACN 003 485 952 | Sale | 1,010.39 | 382 Ordinary shares | 382 |
| Wednesday, 23 September 2015 | CBA Equities Limited ACN 003 | Sale | 5,575.66 | 2,108 Ordinary shares | 2,108 |

| | | | | | |
|---------------------------------|--|------|----------|--------------------------|-------|
| | 485 952 | | | | |
| Wednesday, 23 September 2015 | CBA Equities Limited ACN 003 485 952 | Sale | 2,165.97 | 822 Ordinary shares | 822 |
| Wednesday, 23 September 2015 | CBA Equities Limited ACN 003 485 952 | Sale | 866.91 | 329 Ordinary shares | 329 |
| Wednesday, 23 September 2015 | CBA Equities Limited ACN 003 485 952 | Sale | 574.43 | 218 Ordinary shares | 218 |
| Wednesday, 23 September 2015 | CBA Equities Limited ACN 003 485 952 | Sale | 6,561.15 | 2,490 Ordinary shares | 2,490 |
| Wednesday, 23 September 2015 | CBA Equities Limited ACN 003 485 952 | Sale | 6,771.95 | 2,570 Ordinary shares | 2,570 |
| Wednesday, 23 September 2015 | CBA Equities Limited ACN 003 485 952 | Sale | 63.24 | 24 Ordinary shares | 24 |
| Wednesday, 23 September 2015 | CBA Equities Limited ACN 003 485 952 | Sale | 4,708.74 | 1,787 Ordinary shares | 1,787 |
| Wednesday, 23 September 2015 | CBA Equities Limited ACN 003 485 952 | Sale | 2.63 | 1 Ordinary shares | 1 |
| Wednesday, 23 September 2015 | CBA Equities Limited ACN 003 485 952 | Sale | 5,781.19 | 2,194 Ordinary shares | 2,194 |
| Wednesday, 23 September 2015 | CBA Equities Limited ACN 003 485 952 | Sale | 2,334.61 | 886 Ordinary shares | 886 |
| Wednesday, 23 September 2015 | CBA Equities Limited ACN 003 485 952 | Sale | 3,818.11 | 1,449 Ordinary shares | 1,449 |
| Wednesday, 23 September 2015 | CBA Equities Limited ACN 003 485 952 | Sale | 4,221.27 | 1,602 Ordinary shares | 1,602 |
| Wednesday, 23 September 2015 | CBA Equities Limited ACN 003 485 952 | Sale | 729.89 | 277 Ordinary shares | 277 |
| Thursday, 24 September 2015 | CBA Equities Limited ACN 003 | Sale | 249.38 | 95 Ordinary shares | 95 |

| | | | | | |
|--------------------------------|--|------|----------|--------------------------|-------|
| | 485 952 | | | | |
| Thursday, 24 September 2015 | CBA Equities Limited ACN 003 485 952 | Sale | 44.63 | 17 Ordinary shares | 17 |
| Thursday, 24 September 2015 | CBA Equities Limited ACN 003 485 952 | Sale | 1,548.08 | 592 Ordinary shares | 592 |
| Thursday, 24 September 2015 | CBA Equities Limited ACN 003 485 952 | Sale | 679.90 | 260 Ordinary shares | 260 |
| Thursday, 24 September 2015 | CBA Equities Limited ACN 003 485 952 | Sale | 133.88 | 51 Ordinary shares | 51 |
| Thursday, 24 September 2015 | CBA Equities Limited ACN 003 485 952 | Sale | 745.50 | 284 Ordinary shares | 284 |
| Thursday, 24 September 2015 | CBA Equities Limited ACN 003 485 952 | Sale | 8,593.60 | 3,280 Ordinary shares | 3,280 |
| Thursday, 24 September 2015 | CBA Equities Limited ACN 003 485 952 | Sale | 1,044.75 | 398 Ordinary shares | 398 |
| Thursday, 24 September 2015 | CBA Equities Limited ACN 003 485 952 | Sale | 372.75 | 142 Ordinary shares | 142 |
| Thursday, 24 September 2015 | CBA Equities Limited ACN 003 485 952 | Sale | 2,512.13 | 957 Ordinary shares | 957 |
| Thursday, 24 September 2015 | CBA Equities Limited ACN 003 485 952 | Sale | 6,599.27 | 2,495 Ordinary shares | 2,495 |
| Thursday, 24 September 2015 | CBA Equities Limited ACN 003 485 952 | Sale | 1,452.20 | 548 Ordinary shares | 548 |
| Thursday, 24 September 2015 | CBA Equities Limited ACN 003 485 952 | Sale | 3,634.23 | 1,374 Ordinary shares | 1,374 |
| Thursday, 24 September 2015 | CBA Equities Limited ACN 003 485 952 | Sale | 1,079.16 | 408 Ordinary shares | 408 |
| Thursday, 24 September 2015 | CBA Equities Limited ACN 003 | Sale | 1,079.16 | 408 Ordinary shares | 408 |

| | | | | | |
|--------------------------------|--|----------|-----------|---------------------------|--------|
| | 485 952 | | | | |
| Monday, 21 September 2015 | CBA Equities Limited ACN 003 485 952 | Purchase | 31,102.02 | 11,871 Ordinary shares | 11,871 |
| Monday, 21 September 2015 | CBA Equities Limited ACN 003 485 952 | Purchase | 655.00 | 250 Ordinary shares | 250 |
| Monday, 21 September 2015 | CBA Equities Limited ACN 003 485 952 | Purchase | 12,767.26 | 4,873 Ordinary shares | 4,873 |
| Thursday, 24 September 2015 | CBA Equities Limited ACN 003 485 952 | Sale | 3,930.95 | 1,509 Ordinary shares | 1,509 |
| Thursday, 24 September 2015 | CBA Equities Limited ACN 003 485 952 | Sale | 763.88 | 291 Ordinary shares | 291 |
| Thursday, 24 September 2015 | CBA Equities Limited ACN 003 485 952 | Sale | 3,444.00 | 1,312 Ordinary shares | 1,312 |
| Thursday, 24 September 2015 | CBA Equities Limited ACN 003 485 952 | Sale | 553.88 | 211 Ordinary shares | 211 |
| Thursday, 24 September 2015 | CBA Equities Limited ACN 003 485 952 | Sale | 868.88 | 331 Ordinary shares | 331 |
| Thursday, 24 September 2015 | CBA Equities Limited ACN 003 485 952 | Sale | 842.63 | 321 Ordinary shares | 321 |
| Thursday, 24 September 2015 | CBA Equities Limited ACN 003 485 952 | Sale | 861.00 | 328 Ordinary shares | 328 |
| Thursday, 24 September 2015 | CBA Equities Limited ACN 003 485 952 | Sale | 1,817.12 | 687 Ordinary shares | 687 |
| Thursday, 24 September 2015 | CBA Equities Limited ACN 003 485 952 | Sale | 380.88 | 144 Ordinary shares | 144 |
| Thursday, 24 September 2015 | CBA Equities Limited ACN 003 485 952 | Sale | 3,634.23 | 1,374 Ordinary shares | 1,374 |
| Thursday, 24 September 2015 | CBA Equities Limited ACN 003 | Sale | 1,237.86 | 468 Ordinary shares | 468 |

| | | | | | |
|--------------------------------|--|------|----------|--------------------------|-------|
| | 485 952 | | | | |
| Thursday, 24 September 2015 | CBA Equities Limited ACN 003 485 952 | Sale | 1,079.16 | 408 Ordinary shares | 408 |
| Thursday, 24 September 2015 | CBA Equities Limited ACN 003 485 952 | Sale | 3,363.05 | 1,291 Ordinary shares | 1,291 |
| Thursday, 24 September 2015 | CBA Equities Limited ACN 003 485 952 | Sale | 6,524.43 | 2,495 Ordinary shares | 2,495 |
| Thursday, 24 September 2015 | CBA Equities Limited ACN 003 485 952 | Sale | 3,951.63 | 1,494 Ordinary shares | 1,494 |
| Thursday, 24 September 2015 | CBA Equities Limited ACN 003 485 952 | Sale | 3,919.89 | 1,482 Ordinary shares | 1,482 |
| Thursday, 24 September 2015 | CBA Equities Limited ACN 003 485 952 | Sale | 79.05 | 30 Ordinary shares | 30 |
| Thursday, 24 September 2015 | CBA Equities Limited ACN 003 485 952 | Sale | 3,187.22 | 1,205 Ordinary shares | 1,205 |
| Thursday, 24 September 2015 | CBA Equities Limited ACN 003 485 952 | Sale | 756.24 | 287 Ordinary shares | 287 |
| Thursday, 24 September 2015 | CBA Equities Limited ACN 003 485 952 | Sale | 68.51 | 26 Ordinary shares | 26 |
| Thursday, 24 September 2015 | CBA Equities Limited ACN 003 485 952 | Sale | 234.51 | 89 Ordinary shares | 89 |
| Thursday, 24 September 2015 | CBA Equities Limited ACN 003 485 952 | Sale | 121.21 | 46 Ordinary shares | 46 |
| Thursday, 24 September 2015 | CBA Equities Limited ACN 003 485 952 | Sale | 5,960.37 | 2,262 Ordinary shares | 2,262 |
| Thursday, 24 September 2015 | CBA Equities Limited ACN 003 485 952 | Sale | 3,973.58 | 1,508 Ordinary shares | 1,508 |
| Thursday, 24 September 2015 | CBA Equities Limited ACN 003 | Sale | 8,642.80 | 3,280 Ordinary shares | 3,280 |

| | | | | | |
|--------------------------------|--|------|----------|--------------------------|-------|
| | 485 952 | | | | |
| Thursday, 24 September 2015 | CBA Equities Limited ACN 003 485 952 | Sale | 3,071.30 | 1,179 Ordinary shares | 1,179 |
| Thursday, 24 September 2015 | CBA Equities Limited ACN 003 485 952 | Sale | 274.05 | 105 Ordinary shares | 105 |
| Thursday, 24 September 2015 | CBA Equities Limited ACN 003 485 952 | Sale | 6,290.10 | 2,410 Ordinary shares | 2,410 |
| Thursday, 24 September 2015 | CBA Equities Limited ACN 003 485 952 | Sale | 6,498.28 | 2,485 Ordinary shares | 2,485 |
| Thursday, 24 September 2015 | CBA Equities Limited ACN 003 485 952 | Sale | 233.63 | 89 Ordinary shares | 89 |
| Thursday, 24 September 2015 | CBA Equities Limited ACN 003 485 952 | Sale | 131.25 | 50 Ordinary shares | 50 |
| Thursday, 24 September 2015 | CBA Equities Limited ACN 003 485 952 | Sale | 73.50 | 28 Ordinary shares | 28 |
| Thursday, 24 September 2015 | CBA Equities Limited ACN 003 485 952 | Sale | 47.25 | 18 Ordinary shares | 18 |
| Thursday, 24 September 2015 | CBA Equities Limited ACN 003 485 952 | Sale | 1,643.25 | 626 Ordinary shares | 626 |
| Thursday, 24 September 2015 | CBA Equities Limited ACN 003 485 952 | Sale | 131.25 | 50 Ordinary shares | 50 |
| Thursday, 24 September 2015 | CBA Equities Limited ACN 003 485 952 | Sale | 3,391.50 | 1,292 Ordinary shares | 1,292 |
| Thursday, 24 September 2015 | CBA Equities Limited ACN 003 485 952 | Sale | 6,510.70 | 2,485 Ordinary shares | 2,485 |
| Thursday, 24 September 2015 | CBA Equities Limited ACN 003 485 952 | Sale | 506.63 | 193 Ordinary shares | 193 |
| Thursday, 24 September 2015 | CBA Equities Limited ACN 003 | Sale | 254.63 | 97 Ordinary shares | 97 |

| | | | | | |
|--------------------------------|--|------|-----------|--------------------------|-------|
| | 485 952 | | | | |
| Thursday, 24 September 2015 | CBA Equities Limited ACN 003 485 952 | Sale | 918.75 | 350 Ordinary shares | 350 |
| Thursday, 24 September 2015 | CBA Equities Limited ACN 003 485 952 | Sale | 819.00 | 312 Ordinary shares | 312 |
| Thursday, 24 September 2015 | CBA Equities Limited ACN 003 485 952 | Sale | 244.13 | 93 Ordinary shares | 93 |
| Thursday, 24 September 2015 | CBA Equities Limited ACN 003 485 952 | Sale | 2,294.25 | 874 Ordinary shares | 874 |
| Thursday, 24 September 2015 | CBA Equities Limited ACN 003 485 952 | Sale | 3,174.61 | 1,214 Ordinary shares | 1,214 |
| Thursday, 24 September 2015 | CBA Equities Limited ACN 003 485 952 | Sale | 1,236.38 | 471 Ordinary shares | 471 |
| Thursday, 24 September 2015 | CBA Equities Limited ACN 003 485 952 | Sale | 1,470.00 | 560 Ordinary shares | 560 |
| Thursday, 24 September 2015 | CBA Equities Limited ACN 003 485 952 | Sale | 19,924.74 | 7,634 Ordinary shares | 7,634 |
| Thursday, 24 September 2015 | CBA Equities Limited ACN 003 485 952 | Sale | 1,076.52 | 407 Ordinary shares | 407 |
| Thursday, 24 September 2015 | CBA Equities Limited ACN 003 485 952 | Sale | 502.55 | 190 Ordinary shares | 190 |
| Thursday, 24 September 2015 | CBA Equities Limited ACN 003 485 952 | Sale | 4,285.62 | 1,642 Ordinary shares | 1,642 |
| Friday, 25 September 2015 | CBA Equities Limited ACN 003 485 952 | Sale | 8,526.52 | 3,129 Ordinary shares | 3,129 |
| Friday, 25 September 2015 | CBA Equities Limited ACN 003 485 952 | Sale | 4,142.00 | 1,520 Ordinary shares | 1,520 |
| Friday, 25 September 2015 | CBA Equities Limited ACN 003 | Sale | 1,714.03 | 629 Ordinary shares | 629 |

| | | | | | |
|-------------------------------|--|----------|-----------|---------------------------|--------|
| | 485 952 | | | | |
| Friday, 25 September 2015 | CBA Equities Limited ACN 003 485 952 | Sale | 1,174.48 | 431 Ordinary shares | 431 |
| Friday, 25 September 2015 | CBA Equities Limited ACN 003 485 952 | Sale | 10,880.93 | 3,993 Ordinary shares | 3,993 |
| Friday, 25 September 2015 | CBA Equities Limited ACN 003 485 952 | Sale | 4,542.72 | 1,664 Ordinary shares | 1,664 |
| Friday, 25 September 2015 | CBA Equities Limited ACN 003 485 952 | Sale | 8,542.17 | 3,129 Ordinary shares | 3,129 |
| Friday, 25 September 2015 | CBA Equities Limited ACN 003 485 952 | Sale | 1,575.21 | 577 Ordinary shares | 577 |
| Friday, 25 September 2015 | CBA Equities Limited ACN 003 485 952 | Sale | 6,538.35 | 2,395 Ordinary shares | 2,395 |
| Friday, 25 September 2015 | CBA Equities Limited ACN 003 485 952 | Sale | 73.30 | 27 Ordinary shares | 27 |
| Friday, 25 September 2015 | CBA Equities Limited ACN 003 485 952 | Sale | 62.44 | 23 Ordinary shares | 23 |
| Friday, 25 September 2015 | CBA Equities Limited ACN 003 485 952 | Sale | 86.88 | 32 Ordinary shares | 32 |
| Friday, 25 September 2015 | CBA Equities Limited ACN 003 485 952 | Sale | 27,414.66 | 10,042 Ordinary shares | 10,042 |
| Friday, 25 September 2015 | CBA Equities Limited ACN 003 485 952 | Sale | 1,146.60 | 420 Ordinary shares | 420 |
| Friday, 25 September 2015 | CBA Equities Limited ACN 003 485 952 | Sale | 36,358.14 | 13,318 Ordinary shares | 13,318 |
| Tuesday, 22 September 2015 | CBA Equities Limited ACN 003 485 952 | Purchase | 1,877.04 | 711 Ordinary shares | 711 |
| Tuesday, 22 September 2015 | CBA Equities Limited ACN 003 | Purchase | 20,153.76 | 7,634 Ordinary shares | 7,634 |

| | | | | | |
|---------------------------------|--|----------|-----------|---------------------------|--------|
| | 485 952 | | | | |
| Tuesday, 22 September 2015 | CBA Equities Limited ACN 003 485 952 | Purchase | 2,457.84 | 931 Ordinary shares | 931 |
| Friday, 25 September 2015 | CBA Equities Limited ACN 003 485 952 | Sale | 65.16 | 24 Ordinary shares | 24 |
| Friday, 25 September 2015 | CBA Equities Limited ACN 003 485 952 | Sale | 2,725.00 | 1,000 Ordinary shares | 1,000 |
| Friday, 25 September 2015 | CBA Equities Limited ACN 003 485 952 | Sale | 2,725.00 | 1,000 Ordinary shares | 1,000 |
| Friday, 25 September 2015 | CBA Equities Limited ACN 003 485 952 | Sale | 3,408.97 | 1,251 Ordinary shares | 1,251 |
| Friday, 25 September 2015 | CBA Equities Limited ACN 003 485 952 | Sale | 84,487.14 | 32,247 Ordinary shares | 32,247 |
| Friday, 25 September 2015 | CBA Equities Limited ACN 003 485 952 | Sale | 659.45 | 242 Ordinary shares | 242 |
| Monday, 28 September 2015 | CBA Equities Limited ACN 003 485 952 | Sale | 19,628.32 | 7,324 Ordinary shares | 7,324 |
| Monday, 28 September 2015 | CBA Equities Limited ACN 003 485 952 | Sale | 4,395.20 | 1,640 Ordinary shares | 1,640 |
| Monday, 28 September 2015 | CBA Equities Limited ACN 003 485 952 | Sale | 1,040.57 | 389 Ordinary shares | 389 |
| Monday, 28 September 2015 | CBA Equities Limited ACN 003 485 952 | Sale | 398.57 | 149 Ordinary shares | 149 |
| Wednesday, 23 September 2015 | CBA Equities Limited ACN 003 485 952 | Purchase | 7,402.88 | 2,752 Ordinary shares | 2,752 |
| Wednesday, 23 September 2015 | CBA Equities Limited ACN 003 485 952 | Purchase | 13,614.09 | 5,061 Ordinary shares | 5,061 |
| Monday, 28 September 2015 | CBA Equities Limited ACN 003 | Sale | 1,940.12 | 728 Ordinary shares | 728 |

| | | | | | |
|---------------------------------|--|----------|----------|--------------------------|-------|
| | 485 952 | | | | |
| Monday, 28 September 2015 | CBA Equities Limited ACN 003 485 952 | Sale | 208.65 | 78 Ordinary shares | 78 |
| Monday, 28 September 2015 | CBA Equities Limited ACN 003 485 952 | Sale | 3,926.90 | 1,468 Ordinary shares | 1,468 |
| Monday, 28 September 2015 | CBA Equities Limited ACN 003 485 952 | Sale | 53.50 | 20 Ordinary shares | 20 |
| Monday, 28 September 2015 | CBA Equities Limited ACN 003 485 952 | Sale | 21.40 | 8 Ordinary shares | 8 |
| Monday, 28 September 2015 | CBA Equities Limited ACN 003 485 952 | Sale | 8.02 | 3 Ordinary shares | 3 |
| Monday, 28 September 2015 | CBA Equities Limited ACN 003 485 952 | Sale | 10.70 | 4 Ordinary shares | 4 |
| Monday, 28 September 2015 | CBA Equities Limited ACN 003 485 952 | Sale | 1,425.77 | 533 Ordinary shares | 533 |
| Monday, 28 September 2015 | CBA Equities Limited ACN 003 485 952 | Sale | 952.30 | 356 Ordinary shares | 356 |
| Monday, 28 September 2015 | CBA Equities Limited ACN 003 485 952 | Sale | 888.10 | 332 Ordinary shares | 332 |
| Monday, 28 September 2015 | CBA Equities Limited ACN 003 485 952 | Sale | 890.77 | 333 Ordinary shares | 333 |
| Monday, 28 September 2015 | CBA Equities Limited ACN 003 485 952 | Sale | 1,096.75 | 410 Ordinary shares | 410 |
| Monday, 28 September 2015 | CBA Equities Limited ACN 003 485 952 | Sale | 280.88 | 105 Ordinary shares | 105 |
| Wednesday, 23 September 2015 | CBA Equities Limited ACN 003 485 952 | Purchase | 4,378.80 | 1,640 Ordinary shares | 1,640 |
| Monday, 28 September 2015 | CBA Equities Limited ACN 003 | Sale | 2.67 | 1 Ordinary shares | 1 |

| | | | | | |
|------------------------------|--|------|----------|--------------------------|-------|
| | 485 952 | | | | |
| Monday, 28 September 2015 | CBA Equities Limited ACN 003 485 952 | Sale | 2.67 | 1 Ordinary shares | 1 |
| Monday, 28 September 2015 | CBA Equities Limited ACN 003 485 952 | Sale | 355.77 | 133 Ordinary shares | 133 |
| Monday, 28 September 2015 | CBA Equities Limited ACN 003 485 952 | Sale | 5,180.44 | 1,933 Ordinary shares | 1,933 |
| Monday, 28 September 2015 | CBA Equities Limited ACN 003 485 952 | Sale | 4,395.20 | 1,640 Ordinary shares | 1,640 |
| Monday, 28 September 2015 | CBA Equities Limited ACN 003 485 952 | Sale | 2,425.40 | 905 Ordinary shares | 905 |
| Monday, 28 September 2015 | CBA Equities Limited ACN 003 485 952 | Sale | 6,703.20 | 2,520 Ordinary shares | 2,520 |
| Monday, 28 September 2015 | CBA Equities Limited ACN 003 485 952 | Sale | 143.64 | 54 Ordinary shares | 54 |
| Monday, 28 September 2015 | CBA Equities Limited ACN 003 485 952 | Sale | 1,570.48 | 586 Ordinary shares | 586 |
| Monday, 28 September 2015 | CBA Equities Limited ACN 003 485 952 | Sale | 3,770.76 | 1,407 Ordinary shares | 1,407 |
| Monday, 28 September 2015 | CBA Equities Limited ACN 003 485 952 | Sale | 3,685.00 | 1,375 Ordinary shares | 1,375 |
| Monday, 28 September 2015 | CBA Equities Limited ACN 003 485 952 | Sale | 1,388.32 | 519 Ordinary shares | 519 |
| Monday, 28 September 2015 | CBA Equities Limited ACN 003 485 952 | Sale | 72.22 | 27 Ordinary shares | 27 |
| Monday, 28 September 2015 | CBA Equities Limited ACN 003 485 952 | Sale | 123.05 | 46 Ordinary shares | 46 |
| Monday, 28 September 2015 | CBA Equities Limited ACN 003 | Sale | 133.75 | 50 Ordinary shares | 50 |

| | | | | | |
|------------------------------|--|------|-----------|--------------------------|-------|
| | 485 952 | | | | |
| Monday, 28 September 2015 | CBA Equities Limited ACN 003 485 952 | Sale | 842.63 | 315 Ordinary shares | 315 |
| Monday, 28 September 2015 | CBA Equities Limited ACN 003 485 952 | Sale | 1,559.76 | 582 Ordinary shares | 582 |
| Monday, 28 September 2015 | CBA Equities Limited ACN 003 485 952 | Sale | 294.25 | 110 Ordinary shares | 110 |
| Monday, 28 September 2015 | CBA Equities Limited ACN 003 485 952 | Sale | 214.00 | 80 Ordinary shares | 80 |
| Monday, 28 September 2015 | CBA Equities Limited ACN 003 485 952 | Sale | 6,619.60 | 2,470 Ordinary shares | 2,470 |
| Monday, 28 September 2015 | CBA Equities Limited ACN 003 485 952 | Sale | 2,130.60 | 795 Ordinary shares | 795 |
| Monday, 28 September 2015 | CBA Equities Limited ACN 003 485 952 | Sale | 181.90 | 68 Ordinary shares | 68 |
| Monday, 28 September 2015 | CBA Equities Limited ACN 003 485 952 | Sale | 7,072.91 | 2,654 Ordinary shares | 2,654 |
| Monday, 28 September 2015 | CBA Equities Limited ACN 003 485 952 | Sale | 10,987.05 | 4,115 Ordinary shares | 4,115 |
| Monday, 28 September 2015 | CBA Equities Limited ACN 003 485 952 | Sale | 1,147.57 | 429 Ordinary shares | 429 |
| Monday, 28 September 2015 | CBA Equities Limited ACN 003 485 952 | Sale | 294.25 | 110 Ordinary shares | 110 |
| Monday, 28 September 2015 | CBA Equities Limited ACN 003 485 952 | Sale | 286.22 | 107 Ordinary shares | 107 |
| Monday, 28 September 2015 | CBA Equities Limited ACN 003 485 952 | Sale | 353.10 | 132 Ordinary shares | 132 |
| Monday, 28 September 2015 | CBA Equities Limited ACN 003 | Sale | 331.70 | 124 Ordinary shares | 124 |

| | | | | | |
|--------------------------------|--|----------|-----------|--------------------------|-------|
| | 485 952 | | | | |
| Monday, 28 September 2015 | CBA Equities Limited ACN 003 485 952 | Sale | 181.90 | 68 Ordinary shares | 68 |
| Monday, 28 September 2015 | CBA Equities Limited ACN 003 485 952 | Sale | 288.90 | 108 Ordinary shares | 108 |
| Monday, 28 September 2015 | CBA Equities Limited ACN 003 485 952 | Sale | 248.77 | 93 Ordinary shares | 93 |
| Monday, 28 September 2015 | CBA Equities Limited ACN 003 485 952 | Sale | 8,790.40 | 3,280 Ordinary shares | 3,280 |
| Monday, 28 September 2015 | CBA Equities Limited ACN 003 485 952 | Sale | 5,264.40 | 1,968 Ordinary shares | 1,968 |
| Monday, 28 September 2015 | CBA Equities Limited ACN 003 485 952 | Sale | 3,509.60 | 1,312 Ordinary shares | 1,312 |
| Thursday, 24 September 2015 | CBA Equities Limited ACN 003 485 952 | Purchase | 947.81 | 353 Ordinary shares | 353 |
| Thursday, 24 September 2015 | CBA Equities Limited ACN 003 485 952 | Purchase | 99.34 | 37 Ordinary shares | 37 |
| Thursday, 24 September 2015 | CBA Equities Limited ACN 003 485 952 | Purchase | 2,953.50 | 1,100 Ordinary shares | 1,100 |
| Thursday, 24 September 2015 | CBA Equities Limited ACN 003 485 952 | Purchase | 3,847.61 | 1,433 Ordinary shares | 1,433 |
| Thursday, 24 September 2015 | CBA Equities Limited ACN 003 485 952 | Purchase | 12,380.54 | 4,611 Ordinary shares | 4,611 |
| Thursday, 24 September 2015 | CBA Equities Limited ACN 003 485 952 | Purchase | 730.32 | 272 Ordinary shares | 272 |
| Thursday, 24 September 2015 | CBA Equities Limited ACN 003 485 952 | Purchase | 1,911.72 | 712 Ordinary shares | 712 |
| Thursday, 24 September 2015 | CBA Equities Limited ACN 003 | Purchase | 1,205.57 | 449 Ordinary shares | 449 |

| | | | | | |
|---------------------------------|--|----------|-----------|---------------------------|--------|
| | 485 952 | | | | |
| Thursday, 24 September 2015 | CBA Equities Limited ACN 003 485 952 | Purchase | 2,260.77 | 842 Ordinary shares | 842 |
| Thursday, 24 September 2015 | CBA Equities Limited ACN 003 485 952 | Purchase | 39,987.00 | 14,810 Ordinary shares | 14,810 |
| Thursday, 24 September 2015 | CBA Equities Limited ACN 003 485 952 | Purchase | 3,032.10 | 1,123 Ordinary shares | 1,123 |
| Thursday, 24 September 2015 | CBA Equities Limited ACN 003 485 952 | Purchase | 3,140.10 | 1,163 Ordinary shares | 1,163 |
| Thursday, 24 September 2015 | CBA Equities Limited ACN 003 485 952 | Purchase | 11,083.50 | 4,105 Ordinary shares | 4,105 |
| Thursday, 24 September 2015 | CBA Equities Limited ACN 003 485 952 | Purchase | 566.53 | 211 Ordinary shares | 211 |
| Thursday, 24 September 2015 | CBA Equities Limited ACN 003 485 952 | Purchase | 10,777.59 | 4,014 Ordinary shares | 4,014 |
| Thursday, 24 September 2015 | CBA Equities Limited ACN 003 485 952 | Purchase | 217.08 | 81 Ordinary shares | 81 |
| Thursday, 24 September 2015 | CBA Equities Limited ACN 003 485 952 | Purchase | 392.01 | 146 Ordinary shares | 146 |
| Friday, 25 September 2015 | CBA Equities Limited ACN 003 485 952 | Purchase | 56.28 | 21 Ordinary shares | 21 |
| Wednesday, 30 September 2015 | CBA Equities Limited ACN 003 485 952 | Sale | 5,303.76 | 1,968 Ordinary shares | 1,968 |
| Wednesday, 30 September 2015 | CBA Equities Limited ACN 003 485 952 | Sale | 4,428.00 | 1,640 Ordinary shares | 1,640 |
| Wednesday, 30 September 2015 | CBA Equities Limited ACN 003 485 952 | Sale | 2,214.00 | 820 Ordinary shares | 820 |
| Wednesday, 30 September 2015 | CBA Equities Limited ACN 003 | Sale | 2,160.00 | 800 Ordinary shares | 800 |

| | | | | | |
|---------------------------------|--|----------|-----------|---------------------------|--------|
| | 485 952 | | | | |
| Wednesday, 30 September 2015 | CBA Equities Limited ACN 003 485 952 | Sale | 869.37 | 325 Ordinary shares | 325 |
| Friday, 25 September 2015 | CBA Equities Limited ACN 003 485 952 | Purchase | 303.97 | 113 Ordinary shares | 113 |
| Friday, 25 September 2015 | CBA Equities Limited ACN 003 485 952 | Purchase | 2.69 | 1 Ordinary shares | 1 |
| Friday, 25 September 2015 | CBA Equities Limited ACN 003 485 952 | Purchase | 250.17 | 93 Ordinary shares | 93 |
| Friday, 25 September 2015 | CBA Equities Limited ACN 003 485 952 | Purchase | 3,860.15 | 1,435 Ordinary shares | 1,435 |
| Friday, 25 September 2015 | CBA Equities Limited ACN 003 485 952 | Purchase | 981.85 | 365 Ordinary shares | 365 |
| Friday, 25 September 2015 | CBA Equities Limited ACN 003 485 952 | Purchase | 960.33 | 357 Ordinary shares | 357 |
| Friday, 25 September 2015 | CBA Equities Limited ACN 003 485 952 | Purchase | 3,768.69 | 1,401 Ordinary shares | 1,401 |
| Friday, 25 September 2015 | CBA Equities Limited ACN 003 485 952 | Purchase | 5,358.48 | 1,992 Ordinary shares | 1,992 |
| Friday, 25 September 2015 | CBA Equities Limited ACN 003 485 952 | Purchase | 8,070.00 | 3,000 Ordinary shares | 3,000 |
| Friday, 25 September 2015 | CBA Equities Limited ACN 003 485 952 | Purchase | 785.48 | 292 Ordinary shares | 292 |
| Friday, 25 September 2015 | CBA Equities Limited ACN 003 485 952 | Purchase | 4,322.73 | 1,619 Ordinary shares | 1,619 |
| Wednesday, 30 September 2015 | CBA Equities Limited ACN 003 485 952 | Sale | 8,796.30 | 3,270 Ordinary shares | 3,270 |
| Friday, 25 September 2015 | CBA Equities Limited ACN 003 | Purchase | 65,160.85 | 24,589 Ordinary shares | 24,589 |

| | | | | | |
|----------------------------|--------------------------------------|----------|-----------|-----------------------|-------|
| | 485 952 | | | | |
| Thursday, 1 October 2015 | CBA Equities Limited ACN 003 485 952 | Sale | 467.25 | 175 Ordinary shares | 175 |
| Thursday, 1 October 2015 | CBA Equities Limited ACN 003 485 952 | Sale | 459.24 | 172 Ordinary shares | 172 |
| Thursday, 1 October 2015 | CBA Equities Limited ACN 003 485 952 | Sale | 10,274.05 | 3,877 Ordinary shares | 3,877 |
| Thursday, 1 October 2015 | CBA Equities Limited ACN 003 485 952 | Sale | 9,725.50 | 3,670 Ordinary shares | 3,670 |
| Thursday, 1 October 2015 | CBA Equities Limited ACN 003 485 952 | Sale | 5,195.82 | 1,946 Ordinary shares | 1,946 |
| Friday, 2 October 2015 | CBA Equities Limited ACN 003 485 952 | Sale | 11,603.20 | 4,480 Ordinary shares | 4,480 |
| Friday, 2 October 2015 | CBA Equities Limited ACN 003 485 952 | Sale | 3,439.52 | 1,328 Ordinary shares | 1,328 |
| Friday, 2 October 2015 | CBA Equities Limited ACN 003 485 952 | Sale | 4,358.97 | 1,683 Ordinary shares | 1,683 |
| Tuesday, 29 September 2015 | CBA Equities Limited ACN 003 485 952 | Purchase | 5,394.58 | 2,059 Ordinary shares | 2,059 |
| Tuesday, 29 September 2015 | CBA Equities Limited ACN 003 485 952 | Purchase | 390.38 | 149 Ordinary shares | 149 |
| Tuesday, 29 September 2015 | CBA Equities Limited ACN 003 485 952 | Purchase | 544.96 | 208 Ordinary shares | 208 |
| Tuesday, 29 September 2015 | CBA Equities Limited ACN 003 485 952 | Purchase | 128.38 | 49 Ordinary shares | 49 |
| Tuesday, 29 September 2015 | CBA Equities Limited ACN 003 485 952 | Purchase | 395.62 | 151 Ordinary shares | 151 |
| Tuesday, 29 September 2015 | CBA Equities Limited ACN 003 | Purchase | 290.82 | 111 Ordinary shares | 111 |

| | | | | | |
|----------------------------|--------------------------------------|----------|-----------|------------------------|--------|
| | 485 952 | | | | |
| Friday, 2 October 2015 | CBA Equities Limited ACN 003 485 952 | Sale | 6,120.32 | 2,336 Ordinary shares | 2,336 |
| Friday, 2 October 2015 | CBA Equities Limited ACN 003 485 952 | Sale | 1,894.26 | 723 Ordinary shares | 723 |
| Friday, 2 October 2015 | CBA Equities Limited ACN 003 485 952 | Sale | 59,466.14 | 22,697 Ordinary shares | 22,697 |
| Friday, 2 October 2015 | CBA Equities Limited ACN 003 485 952 | Sale | 9,620.64 | 3,672 Ordinary shares | 3,672 |
| Friday, 2 October 2015 | CBA Equities Limited ACN 003 485 952 | Sale | 2,646.20 | 1,010 Ordinary shares | 1,010 |
| Friday, 2 October 2015 | CBA Equities Limited ACN 003 485 952 | Sale | 2,043.60 | 780 Ordinary shares | 780 |
| Friday, 2 October 2015 | CBA Equities Limited ACN 003 485 952 | Sale | 1,959.76 | 748 Ordinary shares | 748 |
| Friday, 2 October 2015 | CBA Equities Limited ACN 003 485 952 | Sale | 25,807.00 | 9,850 Ordinary shares | 9,850 |
| Tuesday, 29 September 2015 | CBA Equities Limited ACN 003 485 952 | Purchase | 6,433.65 | 2,465 Ordinary shares | 2,465 |
| Friday, 2 October 2015 | CBA Equities Limited ACN 003 485 952 | Sale | 279.31 | 106 Ordinary shares | 106 |
| Friday, 2 October 2015 | CBA Equities Limited ACN 003 485 952 | Sale | 271.40 | 103 Ordinary shares | 103 |
| Friday, 2 October 2015 | CBA Equities Limited ACN 003 485 952 | Sale | 5,541.40 | 2,103 Ordinary shares | 2,103 |
| Friday, 2 October 2015 | CBA Equities Limited ACN 003 485 952 | Sale | 5,483.43 | 2,081 Ordinary shares | 2,081 |
| Tuesday, 6 October 2015 | CBA Equities Limited ACN 003 | Sale | 73.92 | 28 Ordinary shares | 28 |

| | | | | | |
|------------------------------|--------------------------------------|----------|-----------|-----------------------|-------|
| | 485 952 | | | | |
| Tuesday, 6 October 2015 | CBA Equities Limited ACN 003 485 952 | Sale | 411.06 | 156 Ordinary shares | 156 |
| Tuesday, 6 October 2015 | CBA Equities Limited ACN 003 485 952 | Sale | 793.13 | 301 Ordinary shares | 301 |
| Tuesday, 6 October 2015 | CBA Equities Limited ACN 003 485 952 | Sale | 1,230.54 | 467 Ordinary shares | 467 |
| Tuesday, 6 October 2015 | CBA Equities Limited ACN 003 485 952 | Sale | 616.59 | 234 Ordinary shares | 234 |
| Wednesday, 30 September 2015 | CBA Equities Limited ACN 003 485 952 | Purchase | 24,785.61 | 9,283 Ordinary shares | 9,283 |
| Wednesday, 30 September 2015 | CBA Equities Limited ACN 003 485 952 | Purchase | 21,910.02 | 8,206 Ordinary shares | 8,206 |
| Tuesday, 6 October 2015 | CBA Equities Limited ACN 003 485 952 | Sale | 19,998.46 | 7,633 Ordinary shares | 7,633 |
| Tuesday, 6 October 2015 | CBA Equities Limited ACN 003 485 952 | Sale | 2.62 | 1 Ordinary shares | 1 |
| Tuesday, 6 October 2015 | CBA Equities Limited ACN 003 485 952 | Sale | 716.72 | 272 Ordinary shares | 272 |
| Tuesday, 6 October 2015 | CBA Equities Limited ACN 003 485 952 | Sale | 1,230.54 | 467 Ordinary shares | 467 |
| Tuesday, 6 October 2015 | CBA Equities Limited ACN 003 485 952 | Sale | 861.84 | 324 Ordinary shares | 324 |
| Tuesday, 6 October 2015 | CBA Equities Limited ACN 003 485 952 | Sale | 1,758.26 | 661 Ordinary shares | 661 |
| Tuesday, 6 October 2015 | CBA Equities Limited ACN 003 485 952 | Sale | 3,936.69 | 1,494 Ordinary shares | 1,494 |
| Tuesday, 6 October 2015 | CBA Equities Limited ACN 003 | Sale | 4,529.56 | 1,719 Ordinary shares | 1,719 |

| | | | | | |
|---------------------------|--------------------------------------|----------|-----------|-----------------------|-------|
| | 485 952 | | | | |
| Tuesday, 6 October 2015 | CBA Equities Limited ACN 003 485 952 | Sale | 151.62 | 57 Ordinary shares | 57 |
| Thursday, 1 October 2015 | CBA Equities Limited ACN 003 485 952 | Purchase | 963.76 | 363 Ordinary shares | 363 |
| Thursday, 1 October 2015 | CBA Equities Limited ACN 003 485 952 | Purchase | 212.40 | 80 Ordinary shares | 80 |
| Thursday, 1 October 2015 | CBA Equities Limited ACN 003 485 952 | Purchase | 225.67 | 85 Ordinary shares | 85 |
| Thursday, 1 October 2015 | CBA Equities Limited ACN 003 485 952 | Purchase | 828.36 | 312 Ordinary shares | 312 |
| Thursday, 1 October 2015 | CBA Equities Limited ACN 003 485 952 | Purchase | 703.57 | 265 Ordinary shares | 265 |
| Thursday, 1 October 2015 | CBA Equities Limited ACN 003 485 952 | Purchase | 212.40 | 80 Ordinary shares | 80 |
| Thursday, 1 October 2015 | CBA Equities Limited ACN 003 485 952 | Purchase | 727.47 | 274 Ordinary shares | 274 |
| Thursday, 1 October 2015 | CBA Equities Limited ACN 003 485 952 | Purchase | 10,826.20 | 4,070 Ordinary shares | 4,070 |
| Wednesday, 7 October 2015 | CBA Equities Limited ACN 003 485 952 | Sale | 15,071.56 | 5,666 Ordinary shares | 5,666 |
| Thursday, 1 October 2015 | CBA Equities Limited ACN 003 485 952 | Purchase | 1,835.40 | 690 Ordinary shares | 690 |
| Thursday, 1 October 2015 | CBA Equities Limited ACN 003 485 952 | Purchase | 19,989.90 | 7,515 Ordinary shares | 7,515 |
| Thursday, 1 October 2015 | CBA Equities Limited ACN 003 485 952 | Purchase | 1,050.01 | 394 Ordinary shares | 394 |
| Thursday, 1 October 2015 | CBA Equities Limited ACN 003 | Purchase | 20,075.88 | 7,491 Ordinary shares | 7,491 |

| | | | | | |
|--------------------------|--------------------------------------|----------|----------|-----------------------|-------|
| | 485 952 | | | | |
| Thursday, 1 October 2015 | CBA Equities Limited ACN 003 485 952 | Purchase | 4,115.25 | 1,550 Ordinary shares | 1,550 |
| Thursday, 1 October 2015 | CBA Equities Limited ACN 003 485 952 | Purchase | 1,050.01 | 394 Ordinary shares | 394 |
| Thursday, 1 October 2015 | CBA Equities Limited ACN 003 485 952 | Purchase | 4,043.56 | 1,523 Ordinary shares | 1,523 |
| Thursday, 1 October 2015 | CBA Equities Limited ACN 003 485 952 | Purchase | 1,181.47 | 445 Ordinary shares | 445 |
| Thursday, 1 October 2015 | CBA Equities Limited ACN 003 485 952 | Purchase | 6,544.57 | 2,465 Ordinary shares | 2,465 |
| Thursday, 1 October 2015 | CBA Equities Limited ACN 003 485 952 | Purchase | 6,690.60 | 2,520 Ordinary shares | 2,520 |
| Thursday, 1 October 2015 | CBA Equities Limited ACN 003 485 952 | Purchase | 6,597.67 | 2,485 Ordinary shares | 2,485 |
| Thursday, 1 October 2015 | CBA Equities Limited ACN 003 485 952 | Purchase | 4,354.20 | 1,640 Ordinary shares | 1,640 |
| Thursday, 1 October 2015 | CBA Equities Limited ACN 003 485 952 | Purchase | 8,757.60 | 3,280 Ordinary shares | 3,280 |
| Thursday, 1 October 2015 | CBA Equities Limited ACN 003 485 952 | Purchase | 4,354.20 | 1,640 Ordinary shares | 1,640 |
| Thursday, 1 October 2015 | CBA Equities Limited ACN 003 485 952 | Purchase | 4,354.20 | 1,640 Ordinary shares | 1,640 |
| Thursday, 1 October 2015 | CBA Equities Limited ACN 003 485 952 | Purchase | 4,362.40 | 1,640 Ordinary shares | 1,640 |
| Thursday, 1 October 2015 | CBA Equities Limited ACN 003 485 952 | Purchase | 8,774.00 | 3,280 Ordinary shares | 3,280 |
| Thursday, 1 October 2015 | CBA Equities Limited ACN 003 | Purchase | 6,544.57 | 2,465 Ordinary shares | 2,465 |

| | | | | | |
|---------------------------|--------------------------------------|----------|----------|-----------------------|-------|
| | 485 952 | | | | |
| Thursday, 1 October 2015 | CBA Equities Limited ACN 003 485 952 | Purchase | 2,647.03 | 997 Ordinary shares | 997 |
| Thursday, 1 October 2015 | CBA Equities Limited ACN 003 485 952 | Purchase | 9,830.63 | 3,675 Ordinary shares | 3,675 |
| Friday, 2 October 2015 | CBA Equities Limited ACN 003 485 952 | Purchase | 1,800.09 | 678 Ordinary shares | 678 |
| Friday, 2 October 2015 | CBA Equities Limited ACN 003 485 952 | Purchase | 3,424.95 | 1,290 Ordinary shares | 1,290 |
| Friday, 2 October 2015 | CBA Equities Limited ACN 003 485 952 | Purchase | 2,092.14 | 788 Ordinary shares | 788 |
| Friday, 2 October 2015 | CBA Equities Limited ACN 003 485 952 | Purchase | 836.32 | 315 Ordinary shares | 315 |
| Friday, 2 October 2015 | CBA Equities Limited ACN 003 485 952 | Purchase | 334.53 | 126 Ordinary shares | 126 |
| Friday, 2 October 2015 | CBA Equities Limited ACN 003 485 952 | Purchase | 8,652.25 | 3,265 Ordinary shares | 3,265 |
| Wednesday, 7 October 2015 | CBA Equities Limited ACN 003 485 952 | Sale | 1,741.68 | 656 Ordinary shares | 656 |
| Wednesday, 7 October 2015 | CBA Equities Limited ACN 003 485 952 | Sale | 138.06 | 52 Ordinary shares | 52 |
| Wednesday, 7 October 2015 | CBA Equities Limited ACN 003 485 952 | Sale | 153.99 | 58 Ordinary shares | 58 |
| Wednesday, 7 October 2015 | CBA Equities Limited ACN 003 485 952 | Sale | 554.89 | 209 Ordinary shares | 209 |
| Wednesday, 7 October 2015 | CBA Equities Limited ACN 003 485 952 | Sale | 9,435.87 | 3,554 Ordinary shares | 3,554 |
| Wednesday, 7 October 2015 | CBA Equities Limited ACN 003 | Sale | 2,121.34 | 799 Ordinary shares | 799 |

| | | | | | |
|---------------------------|--------------------------------------|----------|-----------|-----------------------|-------|
| | 485 952 | | | | |
| Thursday, 8 October 2015 | CBA Equities Limited ACN 003 485 952 | Sale | 700.92 | 264 Ordinary shares | 264 |
| Thursday, 8 October 2015 | CBA Equities Limited ACN 003 485 952 | Sale | 143.37 | 54 Ordinary shares | 54 |
| Thursday, 8 October 2015 | CBA Equities Limited ACN 003 485 952 | Sale | 276.12 | 104 Ordinary shares | 104 |
| Thursday, 8 October 2015 | CBA Equities Limited ACN 003 485 952 | Sale | 209.74 | 79 Ordinary shares | 79 |
| Thursday, 8 October 2015 | CBA Equities Limited ACN 003 485 952 | Sale | 8,729.64 | 3,288 Ordinary shares | 3,288 |
| Thursday, 8 October 2015 | CBA Equities Limited ACN 003 485 952 | Sale | 8,546.44 | 3,219 Ordinary shares | 3,219 |
| Thursday, 8 October 2015 | CBA Equities Limited ACN 003 485 952 | Sale | 781.11 | 297 Ordinary shares | 297 |
| Friday, 2 October 2015 | CBA Equities Limited ACN 003 485 952 | Purchase | 781.11 | 297 Ordinary shares | 297 |
| Wednesday, 7 October 2015 | CBA Equities Limited ACN 003 485 952 | Sale | 3,483.36 | 1,312 Ordinary shares | 1,312 |
| Thursday, 8 October 2015 | CBA Equities Limited ACN 003 485 952 | Sale | 12,750.24 | 4,848 Ordinary shares | 4,848 |
| Thursday, 8 October 2015 | CBA Equities Limited ACN 003 485 952 | Sale | 3,468.97 | 1,319 Ordinary shares | 1,319 |
| Thursday, 8 October 2015 | CBA Equities Limited ACN 003 485 952 | Sale | 2,774.65 | 1,055 Ordinary shares | 1,055 |
| Thursday, 8 October 2015 | CBA Equities Limited ACN 003 485 952 | Sale | 20,397.05 | 7,697 Ordinary shares | 7,697 |
| Tuesday, 6 October 2015 | CBA Equities Limited ACN 003 | Purchase | 2,668.05 | 990 Ordinary shares | 990 |

| | | | | | |
|-------------------------|--------------------------------------|----------|----------|-----------------------|-------|
| | 485 952 | | | | |
| Tuesday, 6 October 2015 | CBA Equities Limited ACN 003 485 952 | Purchase | 2,662.66 | 988 Ordinary shares | 988 |
| Tuesday, 6 October 2015 | CBA Equities Limited ACN 003 485 952 | Purchase | 4,406.32 | 1,635 Ordinary shares | 1,635 |
| Tuesday, 6 October 2015 | CBA Equities Limited ACN 003 485 952 | Purchase | 6,656.65 | 2,470 Ordinary shares | 2,470 |
| Tuesday, 6 October 2015 | CBA Equities Limited ACN 003 485 952 | Purchase | 6,711.55 | 2,495 Ordinary shares | 2,495 |
| Tuesday, 6 October 2015 | CBA Equities Limited ACN 003 485 952 | Purchase | 4,406.32 | 1,635 Ordinary shares | 1,635 |
| Tuesday, 6 October 2015 | CBA Equities Limited ACN 003 485 952 | Purchase | 1,401.40 | 520 Ordinary shares | 520 |
| Tuesday, 6 October 2015 | CBA Equities Limited ACN 003 485 952 | Purchase | 1,201.97 | 446 Ordinary shares | 446 |
| Tuesday, 6 October 2015 | CBA Equities Limited ACN 003 485 952 | Purchase | 199.43 | 74 Ordinary shares | 74 |
| Tuesday, 6 October 2015 | CBA Equities Limited ACN 003 485 952 | Purchase | 45.81 | 17 Ordinary shares | 17 |
| Tuesday, 6 October 2015 | CBA Equities Limited ACN 003 485 952 | Purchase | 1,762.53 | 654 Ordinary shares | 654 |
| Tuesday, 6 October 2015 | CBA Equities Limited ACN 003 485 952 | Purchase | 2,212.59 | 821 Ordinary shares | 821 |
| Tuesday, 6 October 2015 | CBA Equities Limited ACN 003 485 952 | Purchase | 875.88 | 325 Ordinary shares | 325 |
| Tuesday, 6 October 2015 | CBA Equities Limited ACN 003 485 952 | Purchase | 1,317.86 | 489 Ordinary shares | 489 |
| Tuesday, 6 October 2015 | CBA Equities Limited ACN 003 | Purchase | 2,643.79 | 981 Ordinary shares | 981 |

| | | | | | |
|-------------------------|--------------------------------------|----------|----------|-----------------------|-------|
| | 485 952 | | | | |
| Tuesday, 6 October 2015 | CBA Equities Limited ACN 003 485 952 | Purchase | 2,005.08 | 744 Ordinary shares | 744 |
| Tuesday, 6 October 2015 | CBA Equities Limited ACN 003 485 952 | Purchase | 1,776.00 | 659 Ordinary shares | 659 |
| Tuesday, 6 October 2015 | CBA Equities Limited ACN 003 485 952 | Purchase | 1,776.00 | 659 Ordinary shares | 659 |
| Tuesday, 6 October 2015 | CBA Equities Limited ACN 003 485 952 | Purchase | 5,292.98 | 1,964 Ordinary shares | 1,964 |
| Tuesday, 6 October 2015 | CBA Equities Limited ACN 003 485 952 | Purchase | 1,210.05 | 449 Ordinary shares | 449 |
| Tuesday, 6 October 2015 | CBA Equities Limited ACN 003 485 952 | Purchase | 3,029.18 | 1,124 Ordinary shares | 1,124 |
| Tuesday, 6 October 2015 | CBA Equities Limited ACN 003 485 952 | Purchase | 4,406.32 | 1,635 Ordinary shares | 1,635 |
| Tuesday, 6 October 2015 | CBA Equities Limited ACN 003 485 952 | Purchase | 6,831.82 | 2,535 Ordinary shares | 2,535 |
| Tuesday, 6 October 2015 | CBA Equities Limited ACN 003 485 952 | Purchase | 6,818.35 | 2,530 Ordinary shares | 2,530 |
| Tuesday, 6 October 2015 | CBA Equities Limited ACN 003 485 952 | Purchase | 2,988.75 | 1,109 Ordinary shares | 1,109 |
| Tuesday, 6 October 2015 | CBA Equities Limited ACN 003 485 952 | Purchase | 269.50 | 100 Ordinary shares | 100 |
| Tuesday, 6 October 2015 | CBA Equities Limited ACN 003 485 952 | Purchase | 3,438.82 | 1,276 Ordinary shares | 1,276 |
| Tuesday, 6 October 2015 | CBA Equities Limited ACN 003 485 952 | Purchase | 9,265.41 | 3,438 Ordinary shares | 3,438 |
| Tuesday, 6 October 2015 | CBA Equities Limited ACN 003 | Purchase | 8,826.13 | 3,275 Ordinary shares | 3,275 |

| | | | | | |
|-------------------------|--------------------------------------|----------|-----------|------------------------|--------|
| | 485 952 | | | | |
| Tuesday, 6 October 2015 | CBA Equities Limited ACN 003 485 952 | Purchase | 1,018.71 | 378 Ordinary shares | 378 |
| Tuesday, 6 October 2015 | CBA Equities Limited ACN 003 485 952 | Purchase | 5,086.79 | 1,891 Ordinary shares | 1,891 |
| Tuesday, 6 October 2015 | CBA Equities Limited ACN 003 485 952 | Purchase | 16,941.62 | 6,298 Ordinary shares | 6,298 |
| Tuesday, 6 October 2015 | CBA Equities Limited ACN 003 485 952 | Purchase | 99,949.64 | 37,156 Ordinary shares | 37,156 |
| Tuesday, 6 October 2015 | CBA Equities Limited ACN 003 485 952 | Purchase | 1,404.10 | 521 Ordinary shares | 521 |
| Tuesday, 6 October 2015 | CBA Equities Limited ACN 003 485 952 | Purchase | 3,503.50 | 1,300 Ordinary shares | 1,300 |
| Tuesday, 6 October 2015 | CBA Equities Limited ACN 003 485 952 | Purchase | 1,824.51 | 677 Ordinary shares | 677 |
| Monday, 12 October 2015 | CBA Equities Limited ACN 003 485 952 | Sale | 12,337.10 | 4,612 Ordinary shares | 4,612 |
| Monday, 12 October 2015 | CBA Equities Limited ACN 003 485 952 | Sale | 965.67 | 361 Ordinary shares | 361 |
| Monday, 12 October 2015 | CBA Equities Limited ACN 003 485 952 | Sale | 13,276.03 | 4,963 Ordinary shares | 4,963 |
| Monday, 12 October 2015 | CBA Equities Limited ACN 003 485 952 | Sale | 280.88 | 105 Ordinary shares | 105 |
| Monday, 12 October 2015 | CBA Equities Limited ACN 003 485 952 | Sale | 66.88 | 25 Ordinary shares | 25 |
| Monday, 12 October 2015 | CBA Equities Limited ACN 003 485 952 | Sale | 16.05 | 6 Ordinary shares | 6 |
| Monday, 12 October 2015 | CBA Equities Limited ACN 003 | Sale | 254.12 | 95 Ordinary shares | 95 |

| | | | | | |
|---------------------------|--------------------------------------|----------|-----------|------------------------|--------|
| | 485 952 | | | | |
| Monday, 12 October 2015 | CBA Equities Limited ACN 003 485 952 | Sale | 41,607.00 | 15,525 Ordinary shares | 15,525 |
| Monday, 12 October 2015 | CBA Equities Limited ACN 003 485 952 | Sale | 43,515.16 | 16,237 Ordinary shares | 16,237 |
| Monday, 12 October 2015 | CBA Equities Limited ACN 003 485 952 | Sale | 1,784.22 | 667 Ordinary shares | 667 |
| Monday, 12 October 2015 | CBA Equities Limited ACN 003 485 952 | Sale | 3,664.75 | 1,370 Ordinary shares | 1,370 |
| Monday, 12 October 2015 | CBA Equities Limited ACN 003 485 952 | Sale | 2,206.88 | 825 Ordinary shares | 825 |
| Wednesday, 7 October 2015 | CBA Equities Limited ACN 003 485 952 | Purchase | 4,381.80 | 1,635 Ordinary shares | 1,635 |
| Wednesday, 7 October 2015 | CBA Equities Limited ACN 003 485 952 | Purchase | 4,381.80 | 1,635 Ordinary shares | 1,635 |
| Monday, 12 October 2015 | CBA Equities Limited ACN 003 485 952 | Sale | 10.70 | 4 Ordinary shares | 4 |
| Wednesday, 7 October 2015 | CBA Equities Limited ACN 003 485 952 | Purchase | 20,071.80 | 7,434 Ordinary shares | 7,434 |
| Wednesday, 7 October 2015 | CBA Equities Limited ACN 003 485 952 | Purchase | 2.70 | 1 Ordinary shares | 1 |
| Monday, 12 October 2015 | CBA Equities Limited ACN 003 485 952 | Sale | 61.52 | 23 Ordinary shares | 23 |
| Thursday, 8 October 2015 | CBA Equities Limited ACN 003 485 952 | Purchase | 3,939.30 | 1,459 Ordinary shares | 1,459 |
| Thursday, 8 October 2015 | CBA Equities Limited ACN 003 485 952 | Purchase | 15,892.20 | 5,886 Ordinary shares | 5,886 |
| Thursday, 8 October 2015 | CBA Equities Limited ACN 003 | Purchase | 318.60 | 118 Ordinary shares | 118 |

| | | | | | |
|----------------------------|--------------------------------------|----------|-----------|------------------------|--------|
| | 485 952 | | | | |
| Thursday, 8 October 2015 | CBA Equities Limited ACN 003 485 952 | Purchase | 4,398.15 | 1,635 Ordinary shares | 1,635 |
| Thursday, 8 October 2015 | CBA Equities Limited ACN 003 485 952 | Purchase | 830.80 | 310 Ordinary shares | 310 |
| Thursday, 8 October 2015 | CBA Equities Limited ACN 003 485 952 | Purchase | 3,185.92 | 1,191 Ordinary shares | 1,191 |
| Thursday, 8 October 2015 | CBA Equities Limited ACN 003 485 952 | Purchase | 22,018.88 | 8,216 Ordinary shares | 8,216 |
| Thursday, 8 October 2015 | CBA Equities Limited ACN 003 485 952 | Purchase | 13,410.72 | 5,004 Ordinary shares | 5,004 |
| Thursday, 8 October 2015 | CBA Equities Limited ACN 003 485 952 | Purchase | 44,573.76 | 16,632 Ordinary shares | 16,632 |
| Tuesday, 13 October 2015 | CBA Equities Limited ACN 003 485 952 | Sale | 4,389.98 | 1,635 Ordinary shares | 1,635 |
| Wednesday, 14 October 2015 | CBA Equities Limited ACN 003 485 952 | Sale | 1,401.75 | 525 Ordinary shares | 525 |
| Friday, 9 October 2015 | CBA Equities Limited ACN 003 485 952 | Purchase | 500.22 | 187 Ordinary shares | 187 |
| Friday, 9 October 2015 | CBA Equities Limited ACN 003 485 952 | Purchase | 449.40 | 168 Ordinary shares | 168 |
| Friday, 9 October 2015 | CBA Equities Limited ACN 003 485 952 | Purchase | 21,773.85 | 8,155 Ordinary shares | 8,155 |
| Wednesday, 14 October 2015 | CBA Equities Limited ACN 003 485 952 | Sale | 21,773.85 | 8,155 Ordinary shares | 8,155 |
| Friday, 9 October 2015 | CBA Equities Limited ACN 003 485 952 | Purchase | 2,273.75 | 850 Ordinary shares | 850 |
| Friday, 9 October 2015 | CBA Equities Limited ACN 003 | Purchase | 4,373.63 | 1,635 Ordinary shares | 1,635 |

| | | | | | |
|------------------------|--------------------------------------|----------|----------|-----------------------|-------|
| | 485 952 | | | | |
| Friday, 9 October 2015 | CBA Equities Limited ACN 003 485 952 | Purchase | 2,624.17 | 981 Ordinary shares | 981 |
| Friday, 9 October 2015 | CBA Equities Limited ACN 003 485 952 | Purchase | 1,051.27 | 393 Ordinary shares | 393 |
| Friday, 9 October 2015 | CBA Equities Limited ACN 003 485 952 | Purchase | 6,580.50 | 2,460 Ordinary shares | 2,460 |
| Friday, 9 October 2015 | CBA Equities Limited ACN 003 485 952 | Purchase | 6,647.38 | 2,485 Ordinary shares | 2,485 |
| Friday, 9 October 2015 | CBA Equities Limited ACN 003 485 952 | Purchase | 6,767.75 | 2,530 Ordinary shares | 2,530 |
| Friday, 9 October 2015 | CBA Equities Limited ACN 003 485 952 | Purchase | 8,747.25 | 3,270 Ordinary shares | 3,270 |
| Friday, 9 October 2015 | CBA Equities Limited ACN 003 485 952 | Purchase | 6,634.00 | 2,480 Ordinary shares | 2,480 |
| Friday, 9 October 2015 | CBA Equities Limited ACN 003 485 952 | Purchase | 4,373.63 | 1,635 Ordinary shares | 1,635 |
| Friday, 9 October 2015 | CBA Equities Limited ACN 003 485 952 | Purchase | 6,634.00 | 2,480 Ordinary shares | 2,480 |
| Friday, 9 October 2015 | CBA Equities Limited ACN 003 485 952 | Purchase | 6,593.88 | 2,465 Ordinary shares | 2,465 |
| Friday, 9 October 2015 | CBA Equities Limited ACN 003 485 952 | Purchase | 4,373.63 | 1,635 Ordinary shares | 1,635 |
| Friday, 9 October 2015 | CBA Equities Limited ACN 003 485 952 | Purchase | 6,607.25 | 2,470 Ordinary shares | 2,470 |
| Friday, 9 October 2015 | CBA Equities Limited ACN 003 485 952 | Purchase | 6,660.75 | 2,490 Ordinary shares | 2,490 |
| Friday, 9 October 2015 | CBA Equities Limited ACN 003 | Purchase | 4,373.63 | 1,635 Ordinary shares | 1,635 |

| | | | | | |
|----------------------------|--------------------------------------|----------|-----------|------------------------|--------|
| | 485 952 | | | | |
| Friday, 9 October 2015 | CBA Equities Limited ACN 003 485 952 | Purchase | 6,714.25 | 2,510 Ordinary shares | 2,510 |
| Friday, 9 October 2015 | CBA Equities Limited ACN 003 485 952 | Purchase | 2,126.63 | 795 Ordinary shares | 795 |
| Friday, 9 October 2015 | CBA Equities Limited ACN 003 485 952 | Purchase | 1,396.35 | 522 Ordinary shares | 522 |
| Friday, 9 October 2015 | CBA Equities Limited ACN 003 485 952 | Purchase | 6,580.50 | 2,460 Ordinary shares | 2,460 |
| Friday, 9 October 2015 | CBA Equities Limited ACN 003 485 952 | Purchase | 6,576.72 | 2,454 Ordinary shares | 2,454 |
| Friday, 9 October 2015 | CBA Equities Limited ACN 003 485 952 | Purchase | 20,000.84 | 7,463 Ordinary shares | 7,463 |
| Friday, 9 October 2015 | CBA Equities Limited ACN 003 485 952 | Purchase | 302.27 | 113 Ordinary shares | 113 |
| Friday, 9 October 2015 | CBA Equities Limited ACN 003 485 952 | Purchase | 69.42 | 26 Ordinary shares | 26 |
| Wednesday, 14 October 2015 | CBA Equities Limited ACN 003 485 952 | Sale | 152.19 | 57 Ordinary shares | 57 |
| Wednesday, 14 October 2015 | CBA Equities Limited ACN 003 485 952 | Sale | 39,163.56 | 14,668 Ordinary shares | 14,668 |
| Friday, 9 October 2015 | CBA Equities Limited ACN 003 485 952 | Purchase | 13,000.50 | 4,860 Ordinary shares | 4,860 |
| Friday, 9 October 2015 | CBA Equities Limited ACN 003 485 952 | Purchase | 5,537.25 | 2,070 Ordinary shares | 2,070 |
| Friday, 9 October 2015 | CBA Equities Limited ACN 003 485 952 | Purchase | 2,214.90 | 828 Ordinary shares | 828 |
| Friday, 9 October 2015 | CBA Equities Limited ACN 003 | Purchase | 1,476.60 | 552 Ordinary shares | 552 |

| | | | | | |
|---------------------------|--------------------------------------|----------|----------|-----------------------|-------|
| | 485 952 | | | | |
| Friday, 9 October 2015 | CBA Equities Limited ACN 003 485 952 | Purchase | 6,781.13 | 2,535 Ordinary shares | 2,535 |
| Friday, 9 October 2015 | CBA Equities Limited ACN 003 485 952 | Purchase | 2,902.38 | 1,085 Ordinary shares | 1,085 |
| Friday, 9 October 2015 | CBA Equities Limited ACN 003 485 952 | Purchase | 1,471.25 | 550 Ordinary shares | 550 |
| Friday, 9 October 2015 | CBA Equities Limited ACN 003 485 952 | Purchase | 1,508.70 | 564 Ordinary shares | 564 |
| Friday, 9 October 2015 | CBA Equities Limited ACN 003 485 952 | Purchase | 160.50 | 60 Ordinary shares | 60 |
| Monday, 19 October 2015 | CBA Equities Limited ACN 003 485 952 | Purchase | 2,452.52 | 922 Ordinary shares | 922 |
| Monday, 19 October 2015 | CBA Equities Limited ACN 003 485 952 | Purchase | 2,383.36 | 896 Ordinary shares | 896 |
| Monday, 19 October 2015 | CBA Equities Limited ACN 003 485 952 | Purchase | 1,492.26 | 561 Ordinary shares | 561 |
| Monday, 19 October 2015 | CBA Equities Limited ACN 003 485 952 | Purchase | 372.40 | 140 Ordinary shares | 140 |
| Thursday, 22 October 2015 | CBA Equities Limited ACN 003 485 952 | Sale | 4,649.68 | 1,748 Ordinary shares | 1,748 |
| Thursday, 22 October 2015 | CBA Equities Limited ACN 003 485 952 | Sale | 566.58 | 213 Ordinary shares | 213 |
| Thursday, 22 October 2015 | CBA Equities Limited ACN 003 485 952 | Sale | 2,441.88 | 918 Ordinary shares | 918 |
| Tuesday, 20 October 2015 | CBA Equities Limited ACN 003 485 952 | Purchase | 58.41 | 22 Ordinary shares | 22 |
| Tuesday, 20 October 2015 | CBA Equities Limited ACN 003 | Purchase | 233.64 | 88 Ordinary shares | 88 |

| | | | | | |
|--------------------------|--------------------------------------|----------|-----------|------------------------|--------|
| | 485 952 | | | | |
| Tuesday, 20 October 2015 | CBA Equities Limited ACN 003 485 952 | Purchase | 2,362.95 | 890 Ordinary shares | 890 |
| Tuesday, 20 October 2015 | CBA Equities Limited ACN 003 485 952 | Purchase | 119.47 | 45 Ordinary shares | 45 |
| Tuesday, 20 October 2015 | CBA Equities Limited ACN 003 485 952 | Purchase | 483.21 | 182 Ordinary shares | 182 |
| Tuesday, 20 October 2015 | CBA Equities Limited ACN 003 485 952 | Purchase | 135.41 | 51 Ordinary shares | 51 |
| Tuesday, 20 October 2015 | CBA Equities Limited ACN 003 485 952 | Purchase | 26.55 | 10 Ordinary shares | 10 |
| Tuesday, 20 October 2015 | CBA Equities Limited ACN 003 485 952 | Purchase | 42,124.40 | 15,896 Ordinary shares | 15,896 |
| Tuesday, 20 October 2015 | CBA Equities Limited ACN 003 485 952 | Purchase | 828.36 | 312 Ordinary shares | 312 |
| Tuesday, 20 October 2015 | CBA Equities Limited ACN 003 485 952 | Purchase | 955.80 | 360 Ordinary shares | 360 |
| Tuesday, 20 October 2015 | CBA Equities Limited ACN 003 485 952 | Purchase | 26.55 | 10 Ordinary shares | 10 |
| Tuesday, 20 October 2015 | CBA Equities Limited ACN 003 485 952 | Purchase | 546.93 | 206 Ordinary shares | 206 |
| Tuesday, 20 October 2015 | CBA Equities Limited ACN 003 485 952 | Purchase | 153.99 | 58 Ordinary shares | 58 |
| Tuesday, 20 October 2015 | CBA Equities Limited ACN 003 485 952 | Purchase | 188.51 | 71 Ordinary shares | 71 |
| Tuesday, 20 October 2015 | CBA Equities Limited ACN 003 485 952 | Purchase | 15.93 | 6 Ordinary shares | 6 |
| Tuesday, 20 October 2015 | CBA Equities Limited ACN 003 485 952 | Purchase | 26.55 | 10 Ordinary shares | 10 |

| | | | | | |
|----------------------------|--------------------------------------|----------|-----------|------------------------|--------|
| | 485 952 | | | | |
| Tuesday, 20 October 2015 | CBA Equities Limited ACN 003 485 952 | Purchase | 37.17 | 14 Ordinary shares | 14 |
| Tuesday, 20 October 2015 | CBA Equities Limited ACN 003 485 952 | Purchase | 58.41 | 22 Ordinary shares | 22 |
| Tuesday, 20 October 2015 | CBA Equities Limited ACN 003 485 952 | Purchase | 74.34 | 28 Ordinary shares | 28 |
| Tuesday, 20 October 2015 | CBA Equities Limited ACN 003 485 952 | Purchase | 2,076.21 | 782 Ordinary shares | 782 |
| Tuesday, 20 October 2015 | CBA Equities Limited ACN 003 485 952 | Purchase | 3,462.12 | 1,304 Ordinary shares | 1,304 |
| Tuesday, 20 October 2015 | CBA Equities Limited ACN 003 485 952 | Purchase | 2.65 | 1 Ordinary shares | 1 |
| Tuesday, 20 October 2015 | CBA Equities Limited ACN 003 485 952 | Purchase | 188.51 | 71 Ordinary shares | 71 |
| Tuesday, 20 October 2015 | CBA Equities Limited ACN 003 485 952 | Purchase | 1,245.19 | 469 Ordinary shares | 469 |
| Tuesday, 20 October 2015 | CBA Equities Limited ACN 003 485 952 | Purchase | 27,562.65 | 10,401 Ordinary shares | 10,401 |
| Tuesday, 20 October 2015 | CBA Equities Limited ACN 003 485 952 | Purchase | 1,871.77 | 705 Ordinary shares | 705 |
| Wednesday, 21 October 2015 | CBA Equities Limited ACN 003 485 952 | Purchase | 29,466.12 | 11,036 Ordinary shares | 11,036 |
| Wednesday, 21 October 2015 | CBA Equities Limited ACN 003 485 952 | Purchase | 8,008.32 | 3,005 Ordinary shares | 3,005 |
| Wednesday, 21 October 2015 | CBA Equities Limited ACN 003 485 952 | Purchase | 6,596.80 | 2,480 Ordinary shares | 2,480 |
| Monday, 26 October 2015 | CBA Equities Limited ACN 003 | Sale | 20,075.02 | 7,547 Ordinary shares | 7,547 |

| | | | | | |
|--------------------------|--------------------------------------|----------|-----------|------------------------|--------|
| | 485 952 | | | | |
| Tuesday, 27 October 2015 | CBA Equities Limited ACN 003 485 952 | Sale | 19,926.06 | 7,491 Ordinary shares | 7,491 |
| Tuesday, 27 October 2015 | CBA Equities Limited ACN 003 485 952 | Sale | 79,502.08 | 29,888 Ordinary shares | 29,888 |
| Friday, 23 October 2015 | CBA Equities Limited ACN 003 485 952 | Purchase | 51.20 | 19 Ordinary shares | 19 |
| Friday, 23 October 2015 | CBA Equities Limited ACN 003 485 952 | Purchase | 183.26 | 68 Ordinary shares | 68 |
| Friday, 23 October 2015 | CBA Equities Limited ACN 003 485 952 | Purchase | 153.61 | 57 Ordinary shares | 57 |
| Friday, 23 October 2015 | CBA Equities Limited ACN 003 485 952 | Purchase | 145.53 | 54 Ordinary shares | 54 |
| Friday, 23 October 2015 | CBA Equities Limited ACN 003 485 952 | Purchase | 145.53 | 54 Ordinary shares | 54 |
| Friday, 23 October 2015 | CBA Equities Limited ACN 003 485 952 | Purchase | 2.67 | 1 Ordinary shares | 1 |
| Friday, 23 October 2015 | CBA Equities Limited ACN 003 485 952 | Purchase | 3,179.97 | 1,191 Ordinary shares | 1,191 |
| Friday, 23 October 2015 | CBA Equities Limited ACN 003 485 952 | Purchase | 4,434.87 | 1,661 Ordinary shares | 1,661 |
| Friday, 23 October 2015 | CBA Equities Limited ACN 003 485 952 | Purchase | 20,075.73 | 7,519 Ordinary shares | 7,519 |
| Friday, 23 October 2015 | CBA Equities Limited ACN 003 485 952 | Purchase | 170.41 | 63 Ordinary shares | 63 |
| Friday, 23 October 2015 | CBA Equities Limited ACN 003 485 952 | Purchase | 72.77 | 27 Ordinary shares | 27 |
| Friday, 23 October 2015 | CBA Equities Limited ACN 003 | Purchase | 56.59 | 21 Ordinary shares | 21 |

| | | | | | |
|-------------------------|--------------------------------------|----------|----------|-----------------------|-------|
| | 485 952 | | | | |
| Friday, 23 October 2015 | CBA Equities Limited ACN 003 485 952 | Purchase | 118.58 | 44 Ordinary shares | 44 |
| Friday, 23 October 2015 | CBA Equities Limited ACN 003 485 952 | Purchase | 86.24 | 32 Ordinary shares | 32 |
| Friday, 23 October 2015 | CBA Equities Limited ACN 003 485 952 | Purchase | 86.24 | 32 Ordinary shares | 32 |
| Friday, 23 October 2015 | CBA Equities Limited ACN 003 485 952 | Purchase | 896.79 | 334 Ordinary shares | 334 |
| Friday, 23 October 2015 | CBA Equities Limited ACN 003 485 952 | Purchase | 859.20 | 320 Ordinary shares | 320 |
| Friday, 23 October 2015 | CBA Equities Limited ACN 003 485 952 | Purchase | 6,829.91 | 2,539 Ordinary shares | 2,539 |
| Friday, 23 October 2015 | CBA Equities Limited ACN 003 485 952 | Purchase | 1,874.93 | 697 Ordinary shares | 697 |
| Friday, 23 October 2015 | CBA Equities Limited ACN 003 485 952 | Purchase | 844.66 | 314 Ordinary shares | 314 |
| Friday, 23 October 2015 | CBA Equities Limited ACN 003 485 952 | Purchase | 247.48 | 92 Ordinary shares | 92 |
| Friday, 23 October 2015 | CBA Equities Limited ACN 003 485 952 | Purchase | 1,164.77 | 433 Ordinary shares | 433 |
| Friday, 23 October 2015 | CBA Equities Limited ACN 003 485 952 | Purchase | 56.59 | 21 Ordinary shares | 21 |
| Friday, 23 October 2015 | CBA Equities Limited ACN 003 485 952 | Purchase | 48.51 | 18 Ordinary shares | 18 |
| Friday, 23 October 2015 | CBA Equities Limited ACN 003 485 952 | Purchase | 59.29 | 22 Ordinary shares | 22 |
| Friday, 23 October 2015 | CBA Equities Limited ACN 003 | Purchase | 59.29 | 22 Ordinary shares | 22 |

| | | | | | |
|-------------------------|--------------------------------------|----------|----------|-----------------------|-------|
| | 485 952 | | | | |
| Friday, 23 October 2015 | CBA Equities Limited ACN 003 485 952 | Purchase | 61.98 | 23 Ordinary shares | 23 |
| Friday, 23 October 2015 | CBA Equities Limited ACN 003 485 952 | Purchase | 102.41 | 38 Ordinary shares | 38 |
| Friday, 23 October 2015 | CBA Equities Limited ACN 003 485 952 | Purchase | 3,152.19 | 1,174 Ordinary shares | 1,174 |
| Friday, 23 October 2015 | CBA Equities Limited ACN 003 485 952 | Purchase | 757.17 | 282 Ordinary shares | 282 |
| Friday, 23 October 2015 | CBA Equities Limited ACN 003 485 952 | Purchase | 4,913.55 | 1,830 Ordinary shares | 1,830 |
| Friday, 23 October 2015 | CBA Equities Limited ACN 003 485 952 | Purchase | 1,769.42 | 659 Ordinary shares | 659 |
| Friday, 23 October 2015 | CBA Equities Limited ACN 003 485 952 | Purchase | 196.01 | 73 Ordinary shares | 73 |
| Friday, 23 October 2015 | CBA Equities Limited ACN 003 485 952 | Purchase | 4,178.55 | 1,565 Ordinary shares | 1,565 |
| Friday, 23 October 2015 | CBA Equities Limited ACN 003 485 952 | Purchase | 684.80 | 256 Ordinary shares | 256 |
| Friday, 23 October 2015 | CBA Equities Limited ACN 003 485 952 | Purchase | 258.72 | 96 Ordinary shares | 96 |
| Friday, 23 October 2015 | CBA Equities Limited ACN 003 485 952 | Purchase | 169.79 | 63 Ordinary shares | 63 |
| Friday, 23 October 2015 | CBA Equities Limited ACN 003 485 952 | Purchase | 1,025.19 | 379 Ordinary shares | 379 |
| Friday, 23 October 2015 | CBA Equities Limited ACN 003 485 952 | Purchase | 7,143.56 | 2,636 Ordinary shares | 2,636 |
| Friday, 23 October 2015 | CBA Equities Limited ACN 003 | Purchase | 8,736.80 | 3,260 Ordinary shares | 3,260 |

| | | | | | |
|-------------------------|--------------------------------------|----------|-----------|-----------------------|-------|
| | 485 952 | | | | |
| Friday, 23 October 2015 | CBA Equities Limited ACN 003 485 952 | Purchase | 635.68 | 235 Ordinary shares | 235 |
| Friday, 23 October 2015 | CBA Equities Limited ACN 003 485 952 | Purchase | 4,384.70 | 1,630 Ordinary shares | 1,630 |
| Friday, 23 October 2015 | CBA Equities Limited ACN 003 485 952 | Purchase | 15,725.32 | 5,835 Ordinary shares | 5,835 |
| Friday, 23 October 2015 | CBA Equities Limited ACN 003 485 952 | Purchase | 7,923.30 | 2,940 Ordinary shares | 2,940 |
| Friday, 23 October 2015 | CBA Equities Limited ACN 003 485 952 | Purchase | 8,017.62 | 2,975 Ordinary shares | 2,975 |
| Friday, 23 October 2015 | CBA Equities Limited ACN 003 485 952 | Purchase | 26.95 | 10 Ordinary shares | 10 |
| Friday, 23 October 2015 | CBA Equities Limited ACN 003 485 952 | Purchase | 13.48 | 5 Ordinary shares | 5 |
| Friday, 23 October 2015 | CBA Equities Limited ACN 003 485 952 | Purchase | 8,179.32 | 3,035 Ordinary shares | 3,035 |
| Friday, 23 October 2015 | CBA Equities Limited ACN 003 485 952 | Purchase | 6,737.50 | 2,500 Ordinary shares | 2,500 |
| Friday, 23 October 2015 | CBA Equities Limited ACN 003 485 952 | Purchase | 10,847.38 | 4,025 Ordinary shares | 4,025 |
| Friday, 23 October 2015 | CBA Equities Limited ACN 003 485 952 | Purchase | 8,785.70 | 3,260 Ordinary shares | 3,260 |
| Friday, 23 October 2015 | CBA Equities Limited ACN 003 485 952 | Purchase | 869.94 | 324 Ordinary shares | 324 |
| Friday, 23 October 2015 | CBA Equities Limited ACN 003 485 952 | Purchase | 875.31 | 326 Ordinary shares | 326 |
| Friday, 23 October 2015 | CBA Equities Limited ACN 003 485 952 | Purchase | 837.72 | 312 Ordinary shares | 312 |

| | | | | | |
|-------------------------|--------------------------------------|----------|----------|-----------------------|-------|
| | 485 952 | | | | |
| Friday, 23 October 2015 | CBA Equities Limited ACN 003 485 952 | Purchase | 504.78 | 188 Ordinary shares | 188 |
| Friday, 23 October 2015 | CBA Equities Limited ACN 003 485 952 | Purchase | 258.72 | 96 Ordinary shares | 96 |
| Friday, 23 October 2015 | CBA Equities Limited ACN 003 485 952 | Purchase | 1,265.94 | 468 Ordinary shares | 468 |
| Friday, 23 October 2015 | CBA Equities Limited ACN 003 485 952 | Purchase | 6,750.97 | 2,505 Ordinary shares | 2,505 |
| Friday, 23 October 2015 | CBA Equities Limited ACN 003 485 952 | Purchase | 246.16 | 91 Ordinary shares | 91 |
| Friday, 23 October 2015 | CBA Equities Limited ACN 003 485 952 | Purchase | 97.38 | 36 Ordinary shares | 36 |
| Friday, 23 October 2015 | CBA Equities Limited ACN 003 485 952 | Purchase | 89.27 | 33 Ordinary shares | 33 |
| Friday, 23 October 2015 | CBA Equities Limited ACN 003 485 952 | Purchase | 167.71 | 62 Ordinary shares | 62 |
| Friday, 23 October 2015 | CBA Equities Limited ACN 003 485 952 | Purchase | 29.76 | 11 Ordinary shares | 11 |
| Friday, 23 October 2015 | CBA Equities Limited ACN 003 485 952 | Purchase | 78.45 | 29 Ordinary shares | 29 |
| Friday, 23 October 2015 | CBA Equities Limited ACN 003 485 952 | Purchase | 2,648.20 | 979 Ordinary shares | 979 |
| Friday, 23 October 2015 | CBA Equities Limited ACN 003 485 952 | Purchase | 183.26 | 68 Ordinary shares | 68 |
| Friday, 23 October 2015 | CBA Equities Limited ACN 003 485 952 | Purchase | 5.39 | 2 Ordinary shares | 2 |
| Friday, 23 October 2015 | CBA Equities Limited ACN 003 | Purchase | 503.13 | 186 Ordinary shares | 186 |

| | | | | | |
|--------------------------|--------------------------------------|----------|-----------|------------------------|--------|
| | 485 952 | | | | |
| Friday, 23 October 2015 | CBA Equities Limited ACN 003 485 952 | Purchase | 3,521.91 | 1,302 Ordinary shares | 1,302 |
| Monday, 26 October 2015 | CBA Equities Limited ACN 003 485 952 | Purchase | 2,176.16 | 812 Ordinary shares | 812 |
| Monday, 26 October 2015 | CBA Equities Limited ACN 003 485 952 | Purchase | 522.60 | 195 Ordinary shares | 195 |
| Monday, 26 October 2015 | CBA Equities Limited ACN 003 485 952 | Purchase | 1,369.48 | 511 Ordinary shares | 511 |
| Monday, 26 October 2015 | CBA Equities Limited ACN 003 485 952 | Purchase | 6,836.62 | 2,575 Ordinary shares | 2,575 |
| Monday, 26 October 2015 | CBA Equities Limited ACN 003 485 952 | Purchase | 4,335.80 | 1,630 Ordinary shares | 1,630 |
| Monday, 26 October 2015 | CBA Equities Limited ACN 003 485 952 | Purchase | 2,390.56 | 892 Ordinary shares | 892 |
| Tuesday, 27 October 2015 | CBA Equities Limited ACN 003 485 952 | Purchase | 49,178.70 | 18,558 Ordinary shares | 18,558 |
| Tuesday, 27 October 2015 | CBA Equities Limited ACN 003 485 952 | Purchase | 6,052.60 | 2,284 Ordinary shares | 2,284 |
| Tuesday, 27 October 2015 | CBA Equities Limited ACN 003 485 952 | Purchase | 845.35 | 319 Ordinary shares | 319 |
| Tuesday, 27 October 2015 | CBA Equities Limited ACN 003 485 952 | Purchase | 31,413.10 | 11,854 Ordinary shares | 11,854 |
| Tuesday, 27 October 2015 | CBA Equities Limited ACN 003 485 952 | Purchase | 19,851.15 | 7,491 Ordinary shares | 7,491 |
| Tuesday, 27 October 2015 | CBA Equities Limited ACN 003 485 952 | Purchase | 4,635.63 | 1,746 Ordinary shares | 1,746 |
| Tuesday, 27 October 2015 | CBA Equities Limited ACN 003 | Purchase | 1,855.84 | 699 Ordinary shares | 699 |

| | | | | | |
|----------------------------|--------------------------------------|-----------------|----------|--|-----------|
| | 485 952 | | | | |
| Tuesday, 27 October 2015 | CBA Equities Limited ACN 003 485 952 | Purchase | 1,234.57 | 465 Ordinary shares | 465 |
| Tuesday, 27 October 2015 | CBA Equities Limited ACN 003 485 952 | Purchase | 8,655.30 | 3,260 Ordinary shares | 3,260 |
| Tuesday, 15 September 2015 | CBA Equities Limited ACN 003 485 952 | Borrow Increase | N/A | 790,000 Ordinary shares (borrowed from Merrill Lynch Equities Australia Limited, see Annexure C) | 790,000 |
| Thursday, 8 October 2015 | CBA Equities Limited ACN 003 485 952 | Borrow Increase | N/A | 415,000 Ordinary shares (borrowed from Merrill Lynch Equities Australia Limited, see Annexure C) | 415,000 |
| Friday, 18 September 2015 | CBA Equities Limited ACN 003 485 952 | Borrow Increase | N/A | 1,308,864 Ordinary shares (borrowed from Merrill Lynch International, see Annexure C) | 1,308,864 |
| Monday, 21 September 2015 | CBA Equities Limited ACN 003 485 952 | Borrow Increase | N/A | 1,348,320 Ordinary shares (borrowed from Merrill Lynch International, see Annexure C) | 1,348,320 |
| Monday, 21 September 2015 | CBA Equities Limited ACN 003 485 952 | Borrow Decrease | N/A | 1,308,864 Ordinary shares (returned to Merrill Lynch International, see Annexure C) | 1,308,864 |
| Tuesday, 22 September 2015 | CBA Equities Limited ACN 003 485 952 | Borrow Decrease | N/A | 1,348,320 Ordinary shares (returned to Merrill Lynch International, see Annexure C) | 1,348,320 |
| Wednesday, 14 October 2015 | CBA Equities Limited ACN 003 485 952 | Borrow Increase | N/A | 224,024 Ordinary shares (borrowed from Merrill Lynch International, see Annexure C) | 224,024 |

| | | | | | |
|------------------------------|---|-----------------|--------------|---|---------|
| Thursday, 15 October 2015 | CBA Equities Limited ACN 003 485 952 | Borrow Decrease | N/A | 224,024 Ordinary shares (returned to Merrill Lynch International, see Annexure C) | 224,024 |
| Wednesday, 7 October 2015 | Colonial First State Asset Management (Australia) Limited ACN 114 194 311 | Sale | 2,218,812.20 | 827,915 Ordinary shares | 827,915 |
| Tuesday, 20 October 2015 | Colonial First State Asset Management (Australia) Limited ACN 114 194 311 | Sale | 1,633,968.84 | 614,274 Ordinary shares | 614,274 |
| Thursday, 24 September 2015 | Colonial First State Asset Management (Australia) Limited ACN 114 194 311 | Sale | 542,838.93 | 206,489 Ordinary shares | 206,489 |
| Tuesday, 20 October 2015 | Colonial First State Asset Management (Australia) Limited ACN 114 194 311 | Sale | 531,620.00 | 200,000 Ordinary shares | 200,000 |
| Monday, 12 October 2015 | Colonial First State Asset Management (Australia) Limited ACN 114 194 311 | Purchase | 57,202.71 | 21,409 Ordinary shares | 21,409 |
| Tuesday, 20 October 2015 | Colonial First State Asset Management (Australia) Limited ACN 114 194 311 | Sale | 63,401.10 | 23,835 Ordinary shares | 23,835 |
| Monday, 19 October 2015 | Colonial First State Asset Management (Australia) Limited ACN 114 194 311 | Purchase | 3,855.84 | 1,450 Ordinary shares | 1,450 |
| Wednesday, 23 September 2015 | Colonial First State Asset Management (Australia) Limited ACN 114 194 311 | Sale | 1,163.50 | 444 Ordinary shares | 444 |
| Thursday, 1 October 2015 | Colonial First State Asset Management (Australia) Limited ACN 114 194 311 | Purchase | 6,713.84 | 2,524 Ordinary shares | 2,524 |
| Wednesday, 23 September 2015 | Colonial First State Asset Management (Australia) Limited ACN 114 194 311 | Sale | 16,210.41 | 6,186 Ordinary shares | 6,186 |
| Wednesday, 23 September 2015 | Colonial First State Asset Management (Australia) Limited | Sale | 4,336.93 | 1,655 Ordinary shares | 1,655 |

| | | | | | |
|------------------------------|---|----------|------------|-------------------------|---------|
| | ACN 114 194 311 | | | | |
| Tuesday, 13 October 2015 | Colonial First State Asset Management (Australia) Limited ACN 114 194 311 | Purchase | 7,929.46 | 2,981 Ordinary shares | 2,981 |
| Tuesday, 20 October 2015 | Colonial First State Asset Management (Australia) Limited ACN 114 194 311 | Sale | 464,295.02 | 174,547 Ordinary shares | 174,547 |
| Wednesday, 30 September 2015 | Colonial First State Asset Management (Australia) Limited ACN 114 194 311 | Purchase | 20,251.95 | 7,585 Ordinary shares | 7,585 |
| Thursday, 1 October 2015 | Colonial First State Asset Management (Australia) Limited ACN 114 194 311 | Purchase | 18,162.48 | 6,828 Ordinary shares | 6,828 |
| Wednesday, 14 October 2015 | Colonial First State Asset Management (Australia) Limited ACN 114 194 311 | Sale | 19,842.42 | 7,428 Ordinary shares | 7,428 |
| Thursday, 15 October 2015 | Colonial First State Asset Management (Australia) Limited ACN 114 194 311 | Sale | 35,712.59 | 13,352 Ordinary shares | 13,352 |
| Friday, 16 October 2015 | Colonial First State Asset Management (Australia) Limited ACN 114 194 311 | Sale | 17,165.27 | 6,434 Ordinary shares | 6,434 |
| Monday, 19 October 2015 | Colonial First State Asset Management (Australia) Limited ACN 114 194 311 | Sale | 11,379.95 | 4,274 Ordinary shares | 4,274 |
| Tuesday, 20 October 2015 | Colonial First State Asset Management (Australia) Limited ACN 114 194 311 | Sale | 25,969.45 | 9,745 Ordinary shares | 9,745 |
| Wednesday, 21 October 2015 | Colonial First State Asset Management (Australia) Limited ACN 114 194 311 | Sale | 47,436.88 | 17,867 Ordinary shares | 17,867 |
| Thursday, 22 October 2015 | Colonial First State Asset Management (Australia) Limited ACN 114 194 311 | Sale | 21,348.61 | 8,040 Ordinary shares | 8,040 |

| | | | | | |
|------------------------------|---|----------|--------------|---------------------------|-----------|
| Friday, 23 October 2015 | Colonial First State Asset Management (Australia) Limited ACN 114 194 311 | Sale | 16,933.59 | 6,378 Ordinary shares | 6,378 |
| Monday, 26 October 2015 | Colonial First State Asset Management (Australia) Limited ACN 114 194 311 | Sale | 22,920.11 | 8,603 Ordinary shares | 8,603 |
| Tuesday, 27 October 2015 | Colonial First State Asset Management (Australia) Limited ACN 114 194 311 | Sale | 21,280.00 | 8,000 Ordinary shares | 8,000 |
| Thursday, 24 September 2015 | Colonial First State Asset Management (Australia) Limited ACN 114 194 311 | Sale | 287,051.35 | 109,145 Ordinary shares | 109,145 |
| Wednesday, 14 October 2015 | Colonial First State Asset Management (Australia) Limited ACN 114 194 311 | Sale | 187,566.41 | 70,155 Ordinary shares | 70,155 |
| Tuesday, 20 October 2015 | Colonial First State Asset Management (Australia) Limited ACN 114 194 311 | Sale | 292,001.50 | 109,775 Ordinary shares | 109,775 |
| Monday, 19 October 2015 | Colonial First State Asset Management (Australia) Limited ACN 114 194 311 | Purchase | 2,959.69 | 1,113 Ordinary shares | 1,113 |
| Tuesday, 20 October 2015 | Colonial First State Asset Management (Australia) Limited ACN 114 194 311 | Sale | 1,496,433.19 | 565,225 Ordinary shares | 565,225 |
| Wednesday, 21 October 2015 | Colonial First State Asset Management (Australia) Limited ACN 114 194 311 | Sale | 2,665,296.09 | 1,003,878 Ordinary shares | 1,003,878 |
| Tuesday, 27 October 2015 | Colonial First State Asset Management (Australia) Limited ACN 114 194 311 | Sale | 7,626,561.13 | 2,877,839 Ordinary shares | 2,877,839 |
| Tuesday, 27 October 2015 | Colonial First State Asset Management (Australia) Limited ACN 114 194 311 | Sale | 7,658,452.30 | 2,889,982 Ordinary shares | 2,889,982 |
| Wednesday, 23 September 2015 | Colonial First State Asset Management (Australia) Limited | Purchase | 21,885.84 | 8,136 Ordinary shares | 8,136 |

| | | | | | |
|-----------------------------|---|----------|------------|------------------------|--------|
| | ACN 114 194 311 | | | | |
| Thursday, 24 September 2015 | Colonial First State Asset Management (Australia) Limited ACN 114 194 311 | Purchase | 8,904.60 | 3,298 Ordinary shares | 3,298 |
| Friday, 25 September 2015 | Colonial First State Asset Management (Australia) Limited ACN 114 194 311 | Purchase | 7,255.70 | 2,738 Ordinary shares | 2,738 |
| Tuesday, 6 October 2015 | Colonial First State Asset Management (Australia) Limited ACN 114 194 311 | Purchase | 7,986.61 | 2,969 Ordinary shares | 2,969 |
| Thursday, 8 October 2015 | Colonial First State Asset Management (Australia) Limited ACN 114 194 311 | Purchase | 8,015.88 | 2,991 Ordinary shares | 2,991 |
| Tuesday, 13 October 2015 | Colonial First State Asset Management (Australia) Limited ACN 114 194 311 | Purchase | 22,530.20 | 8,470 Ordinary shares | 8,470 |
| Friday, 23 October 2015 | Colonial First State Asset Management (Australia) Limited ACN 114 194 311 | Purchase | 7,962.40 | 2,960 Ordinary shares | 2,960 |
| Friday, 9 October 2015 | Colonial First State Asset Management (Australia) Limited ACN 114 194 311 | Purchase | 187,566.41 | 70,155 Ordinary shares | 70,155 |
| Tuesday, 22 September 2015 | Colonial First State Investments Limited (Note 1) ACN 002 348 352 | Purchase | 48,310.20 | 18,000 Ordinary shares | 18,000 |
| Thursday, 8 October 2015 | Colonial First State Investments Limited (Note 1) ACN 002 348 352 | Purchase | 67,000.00 | 25,000 Ordinary shares | 25,000 |
| Friday, 16 October 2015 | Colonial First State Investments Limited (Note 1) ACN 002 348 352 | Purchase | 69,032.60 | 26,000 Ordinary shares | 26,000 |
| Thursday, 24 September 2015 | Colonial First State Investments Limited (Note 1) ACN 002 348 352 | Sale | 14,771.99 | 5,630 Ordinary shares | 5,630 |

| | | | | | |
|---------------------------------|--|-----------------|------------|---|--------|
| Monday, 28 September 2015 | Colonial First State Investments Limited (Note 1) ACN 002 348 352 | Sale | 79,838.05 | 29,846 Ordinary shares | 29,846 |
| Tuesday, 29 September 2015 | Colonial First State Investments Limited (Note 1) ACN 002 348 352 | Sale | 21,555.48 | 8,012 Ordinary shares | 8,012 |
| Wednesday, 30 September 2015 | Colonial First State Investments Limited (Note 1) ACN 002 348 352 | Sale | 65,091.98 | 24,338 Ordinary shares | 24,338 |
| Friday, 2 October 2015 | Colonial First State Investments Limited (Note 1) ACN 002 348 352 | Sale | 47,232.63 | 17,979 Ordinary shares | 17,979 |
| Wednesday, 7 October 2015 | Colonial First State Investments Limited (Note 1) ACN 002 348 352 | Sale | 8,215.89 | 3,083 Ordinary shares | 3,083 |
| Tuesday, 29 September 2015 | Colonial First State Investments Limited (Note 1) ACN 002 348 352 | Sale | 179,076.41 | 66,539 Ordinary shares | 66,539 |
| Thursday, 8 October 2015 | Colonial First State Investments Limited (Note 1) ACN 002 348 352 | Borrow Decrease | N/A | 4,218 Ordinary shares (returned to UBS AG (Agreement 2), see Annexure C) | 4,218 |
| Friday, 9 October 2015 | Colonial First State Investments Limited (Note 1) ACN 002 348 352 | Borrow Increase | N/A | 31,053 Ordinary shares (borrowed from UBS AG (Agreement 2), see Annexure C) | 31,053 |
| Wednesday, 14 October 2015 | Colonial First State Investments Limited (Note 1) ACN 002 348 352 | Borrow Increase | N/A | 93,571 Ordinary shares (borrowed from UBS AG (Agreement 2), see Annexure C) | 93,571 |
| Thursday, 15 October 2015 | Colonial First State Investments Limited (Note 1) ACN 002 348 352 | Borrow Increase | N/A | 90,299 Ordinary shares (borrowed from UBS AG (Agreement 2), see Annexure C) | 90,299 |
| Tuesday, 22 September 2015 | Colonial First State Investments Limited (Note 1) ACN 002 348 352 | Sale | 24,742.41 | 12,256 Ordinary shares | 12,256 |


| | | | | | |
|--------------------------------|--|----------|------------|----------------------------|---------|
| Friday, 18 September 2015 | Colonial First State Investments Limited (Note 1) ACN 002 348 352 | Sale | 22,007.59 | 10,357 Ordinary shares | 10,357 |
| Tuesday, 13 October 2015 | Colonial First State Investments Limited (Note 1) ACN 002 348 352 | Sale | 106,444.24 | 39,718 Ordinary shares | 39,718 |
| Tuesday, 13 October 2015 | Colonial First State Investments Limited (Note 1) ACN 002 348 352 | Sale | 343,688.31 | 128,448 Ordinary shares | 128,448 |
| Wednesday, 14 October 2015 | Colonial First State Investments Limited (Note 1) ACN 002 348 352 | Sale | 708,876.53 | 265,467 Ordinary shares | 265,467 |
| Wednesday, 14 October 2015 | Colonial First State Investments Limited (Note 1) ACN 002 348 352 | Sale | 652,598.73 | 244,419 Ordinary shares | 244,419 |
| Thursday, 15 October 2015 | Colonial First State Investments Limited (Note 1) ACN 002 348 352 | Sale | 326,459.57 | 122,210 Ordinary shares | 122,210 |
| Thursday, 10 September 2015 | Colonial First State Investments Limited (Note 1) ACN 002 348 352 | Purchase | 7,075.24 | 3,369 Ordinary shares | 3,369 |
| Friday, 18 September 2015 | Colonial First State Investments Limited (Note 1) ACN 002 348 352 | Sale | 10,211.22 | 4,828 Ordinary shares | 4,828 |
| Monday, 21 September 2015 | Colonial First State Investments Limited (Note 1) ACN 002 348 352 | Sale | 18,387.48 | 8,805 Ordinary shares | 8,805 |
| Tuesday, 22 September 2015 | Colonial First State Investments Limited (Note 1) ACN 002 348 352 | Sale | 21,840.97 | 10,783 Ordinary shares | 10,783 |
| Thursday, 24 September 2015 | Colonial First State Investments Limited (Note 1) ACN 002 348 352 | Sale | 8,585.06 | 3,270 Ordinary shares | 3,270 |
| Friday, 25 September 2015 | Colonial First State Investments Limited (Note 1) ACN 002 | Sale | 10,651.21 | 3,969 Ordinary shares | 3,969 |

| | | | | | |
|------------------------------|---|----------|-----------|-----------------------|-------|
| | 348 352 | | | | |
| Monday, 28 September 2015 | Colonial First State Investments Limited (Note 1) ACN 002 348 352 | Sale | 9,423.80 | 3,517 Ordinary shares | 3,517 |
| Tuesday, 29 September 2015 | Colonial First State Investments Limited (Note 1) ACN 002 348 352 | Sale | 11,735.96 | 4,362 Ordinary shares | 4,362 |
| Wednesday, 30 September 2015 | Colonial First State Investments Limited (Note 1) ACN 002 348 352 | Sale | 19,804.10 | 7,407 Ordinary shares | 7,407 |
| Thursday, 1 October 2015 | Colonial First State Investments Limited (Note 1) ACN 002 348 352 | Sale | 4,994.43 | 1,881 Ordinary shares | 1,881 |
| Friday, 2 October 2015 | Colonial First State Investments Limited (Note 1) ACN 002 348 352 | Sale | 10,082.69 | 3,840 Ordinary shares | 3,840 |
| Tuesday, 6 October 2015 | Colonial First State Investments Limited (Note 1) ACN 002 348 352 | Sale | 14,449.64 | 5,469 Ordinary shares | 5,469 |
| Wednesday, 7 October 2015 | Colonial First State Investments Limited (Note 1) ACN 002 348 352 | Sale | 9,450.06 | 3,542 Ordinary shares | 3,542 |
| Thursday, 8 October 2015 | Colonial First State Investments Limited (Note 1) ACN 002 348 352 | Purchase | 7,406.14 | 2,764 Ordinary shares | 2,764 |
| Wednesday, 14 October 2015 | Colonial First State Investments Limited (Note 1) ACN 002 348 352 | Purchase | 4,187.02 | 1,572 Ordinary shares | 1,572 |
| Friday, 16 October 2015 | Colonial First State Investments Limited (Note 1) ACN 002 348 352 | Purchase | 1,861.08 | 701 Ordinary shares | 701 |
| Tuesday, 20 October 2015 | Colonial First State Investments Limited (Note 1) ACN 002 348 352 | Purchase | 2,107.51 | 794 Ordinary shares | 794 |

| | | | | | |
|---------------------------------|--|----------|-----------|---------------------------|--------|
| Thursday, 10 September 2015 | Avanteos Investments Limited ACN 096 259 979 | Purchase | 7,986.68 | 3,849 Ordinary shares | 3,849 |
| Thursday, 10 September 2015 | Avanteos Investments Limited ACN 096 259 979 | Purchase | 4,743.08 | 2,264 Ordinary shares | 2,264 |
| Monday, 14 September 2015 | Avanteos Investments Limited ACN 096 259 979 | Purchase | 5,971.30 | 2,830 Ordinary shares | 2,830 |
| Wednesday, 16 September 2015 | Avanteos Investments Limited ACN 096 259 979 | Purchase | 7,026.45 | 3,370 Ordinary shares | 3,370 |
| Wednesday, 16 September 2015 | Avanteos Investments Limited ACN 096 259 979 | Purchase | 7,026.45 | 3,370 Ordinary shares | 3,370 |
| Thursday, 17 September 2015 | Avanteos Investments Limited ACN 096 259 979 | Purchase | 4,835.91 | 2,409 Ordinary shares | 2,409 |
| Thursday, 17 September 2015 | Avanteos Investments Limited ACN 096 259 979 | Purchase | 3,120.00 | 1,560 Ordinary shares | 1,560 |
| Thursday, 17 September 2015 | Avanteos Investments Limited ACN 096 259 979 | Purchase | 5,985.72 | 2,927 Ordinary shares | 2,927 |
| Monday, 28 September 2015 | Avanteos Investments Limited ACN 096 259 979 | Purchase | 2,096.08 | 788 Ordinary shares | 788 |
| Monday, 28 September 2015 | Avanteos Investments Limited ACN 096 259 979 | Purchase | 2,597.51 | 974 Ordinary shares | 974 |
| Friday, 2 October 2015 | Avanteos Investments Limited ACN 096 259 979 | Sale | 11,628.75 | 4,430 Ordinary shares | 4,430 |
| Tuesday, 13 October 2015 | Avanteos Investments Limited ACN 096 259 979 | Sale | 4,651.82 | 1,739 Ordinary shares | 1,739 |
| Thursday, 15 October 2015 | Avanteos Investments Limited ACN 096 259 979 | Purchase | 2,538.18 | 956 Ordinary shares | 956 |
| Friday, 11 September 2015 | Realindex Investments Pty Limited ACN 133 312 017 | Purchase | 36,399.61 | 17,251 Ordinary shares | 17,251 |

Annexure C

This is annexure C referred to in Form 605, Notice of ceasing to be a substantial holder dated **27/10/2015**



Carla Collingwood

Company Secretary

Dated the 28 October 2015

Commonwealth Bank of Australia will, if requested by the company or responsible entity to whom this form must be given or by the Australian Securities and Investments Commission (ASIC), give a copy of one or more of the following agreements to the company, responsible entity or ASIC (as appropriate).

Merrill Lynch International

| | |
|--|--|
| Type of agreement: | Global Master Securities Lending Agreement |
| Parties to agreement: | (1) Commonwealth Bank of Australia and (2) Merrill Lynch International |
| Can the parties exercise voting rights attaching to the securities? | No |
| If yes, in what circumstances? | N/A |
| Date on which the securities were (or are) expected to be delivered to the borrower or its nominee (ie borrow date): | The dates indicated in Annexure B on which securities were borrowed. |
| Scheduled date (if any) when the securities are expected to be returned to the borrower or its nominee (ie return date): | Any particular day. |
| Does the borrower have the right to return the securities early? [Yes/No] | Yes |
| If yes, in which circumstances? | At any time subject to giving notice. |
| Does the lender have the right to recall the securities early (ie before the scheduled return date)? [Yes/No] | Yes |
| If yes, in which circumstances? | At any time subject to giving notice. |
| Are there circumstances in which the borrower will not be required to return the securities on settlement? [Yes/No] | No |
| If yes, in which circumstances? | N/A |

Barclays Capital Securities Ltd

| | |
|--|--|
| Type of agreement: | Global Master Securities Lending Agreement |
| Parties to agreement: | (1) Commonwealth Bank of Australia and (2) Barclays Capital Securities Ltd |
| Can the parties exercise voting rights attaching to the securities? | No |
| If yes, in what circumstances? | N/A |
| Date on which the securities were (or are) expected to be delivered to the borrower or its nominee (ie borrow date): | The dates indicated in Annexure B on which securities were borrowed. |
| Scheduled date (if any) when the securities are expected to be returned to the borrower or its nominee (ie return date): | Any particular day. |
| Does the borrower have the right to return the securities early? [Yes/No] | Yes |
| If yes, in which circumstances? | At any time subject to giving notice. |
| Does the lender have the right to recall the securities early (ie before the scheduled return date)? [Yes/No] | Yes |
| If yes, in which circumstances? | At any time subject to giving notice. |
| Are there circumstances in which the borrower will not be required to return the securities on settlement? [Yes/No] | No |
| If yes, in which circumstances? | N/A |

UBS AG (Agreement 2)

| | |
|--|--|
| Type of agreement: | Australian Master Securities Lending Agreement |
| Parties to agreement: | (1) UBS AG; and (2) Colonial First State Investments Limited |
| Can the parties exercise voting rights attaching to the securities? | No |
| If yes, in what circumstances? | N/A |
| Date on which the securities were (or are) expected to be delivered to the borrower or its nominee (ie borrow date): | The dates indicated in Annexure B on which securities were borrowed. |
| Scheduled date (if any) when the securities are expected to be returned to the borrower or its nominee (ie return date): | Any particular day. |
| Does the borrower have the right to return the securities early? [Yes/No] | Yes |

| | |
|---|---------------------------------------|
| If yes, in which circumstances? | At any time subject to giving notice. |
| Does the lender have the right to recall the securities early (ie before the scheduled return date)? [Yes/No] | Yes |
| If yes, in which circumstances? | At any time subject to giving notice. |
| Are there circumstances in which the borrower will not be required to return the securities on settlement? [Yes/No] | No |
| If yes, in which circumstances? | N/A |

Merrill Lynch Equities Australia Limited

| | |
|--|---|
| Type of agreement: | Australian Master Securities Lending Agreement |
| Parties to agreement: | (1) Commonwealth Bank of Australia and (2) Merrill Lynch Equities (Australia) Limited |
| Can the parties exercise voting rights attaching to the securities? | No |
| If yes, in what circumstances? | N/A |
| Date on which the securities were (or are) expected to be delivered to the borrower or its nominee (ie borrow date): | The dates indicated in Annexure B on which securities were borrowed. |
| Scheduled date (if any) when the securities are expected to be returned to the borrower or its nominee (ie return date): | Any particular day. |
| Does the borrower have the right to return the securities early? [Yes/No] | Yes |
| If yes, in which circumstances? | At any time subject to giving notice. |
| Does the lender have the right to recall the securities early (ie before the scheduled return date)? [Yes/No] | Yes |
| If yes, in which circumstances? | At any time subject to giving notice. |
| Are there circumstances in which the borrower will not be required to return the securities on settlement? [Yes/No] | No |
| If yes, in which circumstances? | N/A |

Macquarie Bank Limited

| | |
|--------------------|--|
| Type of agreement: | Australian Master Securities Lending Agreement |
|--------------------|--|

| | |
|--|---|
| Parties to agreement: | (1) Commonwealth Securities Limited and (2) Macquarie Bank Limited |
| Can the parties exercise voting rights attaching to the securities? | Yes |
| If yes, in what circumstances? | In limited circumstances where a number of conditions are met and voting is administratively possible, CBA may be required to exercise voting rights as instructed by the lender. |
| Date on which the securities were (or are) expected to be delivered to the borrower or its nominee (ie borrow date): | The dates indicated in Annexure B on which securities were borrowed. |
| Scheduled date (if any) when the securities are expected to be returned to the borrower or its nominee (ie return date): | Any particular day. |
| Does the borrower have the right to return the securities early? [Yes/No] | Yes |
| If yes, in which circumstances? | At any time subject to giving notice. |
| Does the lender have the right to recall the securities early (ie before the scheduled return date)? [Yes/No] | Yes |
| If yes, in which circumstances? | At any time subject to giving notice. |
| Are there circumstances in which the borrower will not be required to return the securities on settlement? [Yes/No] | No |
| If yes, in which circumstances? | N/A |