



LORD RESOURCES LIMITED

ABN 69 107 385 884

AND CONTROLLED ENTITIES

ANNUAL REPORT

FOR THE YEAR ENDED 30 JUNE 2024

LORD RESOURCES LIMITED
CONTENTS

	Page
Corporate Directory	1
Review of Operations	2
Directors' Report	8
Auditor's Independence Declaration	16
Consolidated Statement of Comprehensive Income	17
Consolidated Statement of Financial Position	18
Consolidated Statement of Changes in Equity	19
Consolidated Statement of Cash Flows	20
Notes to the Financial Statements	21
Consolidated Entity Disclosure Statement	42
Directors' Declaration	43
Independent Auditor's Report	44
Shareholder Information	48
Schedule of Mineral Concession Interests	51

**LORD RESOURCES LIMITED
CORPORATE DIRECTORY**

DIRECTORS

Paul Lloyd
Barnaby Egerton-Warburton
Christopher Swallow

CHIEF EXECUTIVE OFFICER

Andrew Taylor

COMPANY SECRETARY

Paul Jurman

**PRINCIPAL AND REGISTERED
OFFICE**

Level 2, Suite 9
389 Oxford Street
Mount Hawthorn WA 6016

Telephone: (08) 9380 6789
Facsimile: (08) 9380 6761
Email: admin@lordresources.com
Website: www.lordresources.com

AUDITORS

HLB Mann Judd
Level 4, 130 Stirling Street
Perth WA 6000

SHARE REGISTRY

Automic Group
Level 2, 267 St Georges Terrace
Perth WA 6000

Telephone: 1300 288 664

SECURITIES EXCHANGE

Australian Securities Exchange
Level 40, Central Park
152-158 St Georges Terrace
Perth WA 6000

ASX CODE

LRD
LRDO

LORD RESOURCES LIMITED

REVIEW OF OPERATIONS

Introduction

The following is a summary of the activities of Lord Resources Limited ("Lord" or "the Company") for the year ended 30 June 2024. It is recommended that this Annual Report be read in conjunction with any public announcements made by the Company during the year. In accordance with the continuous disclosure requirements, readers are referred to the announcements lodged with the Australian Securities Exchange regarding the activities of the Company.

Lord is an exploration company with a highly prospective portfolio of future facing metals located within Western Australia's famed Greenstone belts and close to high profile and prolific historic and producing mines. Lord's projects provide exposure to lithium in one of the world's great lithium corridors.

1 HORSE ROCKS PROJECT

Mt Marion-Style Li potential

2 JINGJING PROJECT

Greenfields Li Project in 'Goldilocks Zone'

3 GABYON PROJECT

High-grade Au rock-chip results

4 JARAMA PROJECT

Untested magnetic anomaly with Au potential

5 CAMBRIDGE PROJECT

Ni-Cu-PGE multi-element potential with 3km-long Ni anomaly



Projects Overview

Horse Rocks Lithium Project

Lord has made significant progress in its exploration and development activities at the Horse Rocks Lithium Project, located near Coolgardie, Western Australia. A recent high-resolution drone magnetic survey at the project has revealed multiple new targets, with magnetic low features suggesting the presence of larger buried pegmatites. This finding aligns with mineralogical analysis that confirmed the presence of fine-grained spodumene and other lithium-bearing minerals in drill chips from the Phase 1 RC program.

The Company has successfully completed a Phase 2 RC drilling program, totalling 2,779 metres across 15 holes, targeting both down-dip projections of previously identified pegmatites and newly identified magnetic low features. All drill holes intercepted pegmatites, reinforcing the geological interpretation and expectations. Although assay results showed relatively low lithium values, elevated levels of pathfinder elements like caesium and tantalum indicate strong potential for economic mineralisation in the area.

Building on these encouraging results, Lord entered into a strategic partnership with Mineral Resources Limited (MinRes), a major player in the lithium sector. Under the terms of the agreement, MinRes will initially spend \$1 million to earn a 40% interest in the Horse Rocks Project, with the potential to increase its stake to 85% by funding further exploration and development stages. This partnership not only provides non-dilutive funding but also leverages MinRes's extensive expertise in lithium exploration and mining.

**LORD RESOURCES LIMITED
REVIEW OF OPERATIONS**

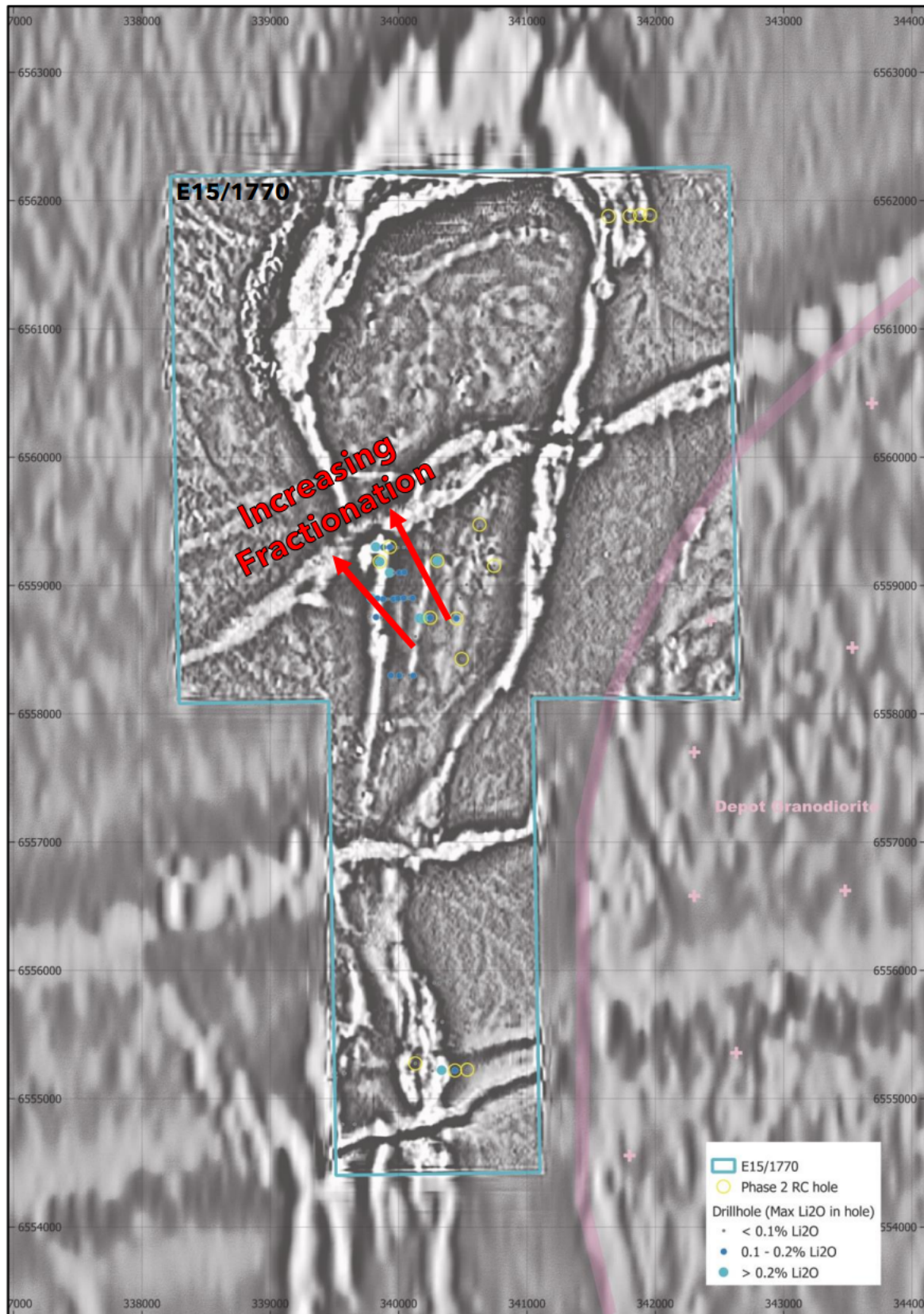


Figure 1 - Drilling Results with Geochemical Anomalies overlying Magnetic Imagery.

LORD RESOURCES LIMITED

REVIEW OF OPERATIONS

Jingjing Lithium Project

Lord has made significant strides in advancing its Jingjing Lithium Project, located in Western Australia's Eastern Goldfields Province. The Company has completed a comprehensive geochemical exploration program, which has yielded promising results, marking a pivotal step forward in the development of the project.

Regional Surface Sampling and Initial Findings

Lord conducted an extensive first pass soil sampling program, collecting 794 samples across the entire Jingjing project area. This initiative represents the first systematic exploration for lithium within the tenements. The samples were subjected to ultrafine fraction (UFF) analysis, a technique designed to detect mineralization in areas with shallow to moderate cover, where traditional methods may be less effective. The results of this analysis identified four high-priority lithium-caesium-tantalum (LCT) anomalies, suggesting the presence of pegmatite mineralisation beneath the surface.

Infill Sampling and Anomaly Confirmation

Building on the initial findings, Lord launched an infill soil sampling program to refine the identified anomalies. This more detailed sampling confirmed the presence of multiple large-scale LCT anomalies with robust geochemical signatures. Among the four key anomalies, Anomaly 1 emerged as the largest and most significant, spanning approximately 2,000 metres by 700 metres and showing elevated levels of lithium, rubidium, and other pathfinder elements. Anomaly 2 also presented a strong LCT signature, with associated tantalum-enriched pegmatites, underscoring its potential for economic mineralisation.

Strategic Importance and Next Steps

The results from these exploration activities have underscored the significant lithium prospectivity of the Jingjing Project. The project's strategic location, equidistant from the Bald Hill Lithium Mine and the Buldania Lithium Deposit, further enhances its attractiveness. Given the encouraging geochemical results, Lord has prioritized Jingjing as its flagship project, particularly following the joint venture with MinRes at the Horse Rocks Lithium Project. This partnership is expected to accelerate the exploration and development of the project.

The Company continues to review the geological context and prospectivity of these anomalous results and will update the market once a definitive exploration strategy has been developed for the Jingjing project.

Conclusion

The exploration at the Jingjing Lithium Project has yielded highly encouraging results, setting the stage for further exploration and potential development. With the strategic partnership with MinRes at Horse Rocks, combined with the anomalies defined at Jingjing, Lord Resources is well-positioned to advance these significant lithium assets in Western Australia.

LORD RESOURCES LIMITED REVIEW OF OPERATIONS

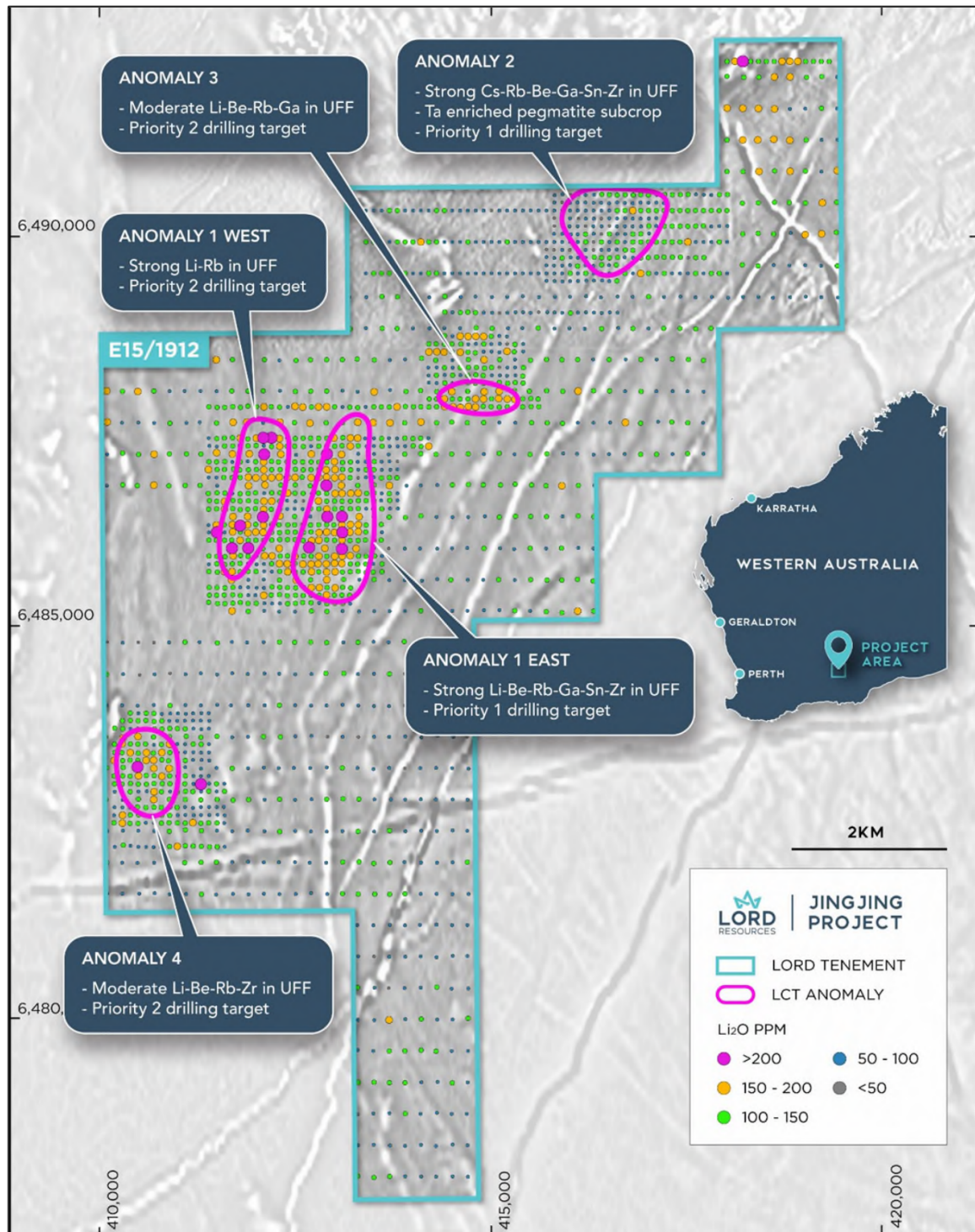


Figure 2 Jingjing Project - Ultrafine-Fraction soil sample results (Li₂O ppm) over magnetic imagery (ASX:LRD 29th May 2024).

Gabyon Gold Project

The Gabyon Project comprises a single granted exploration and is located approximately 400 km north of Perth and 10 km west of Yalgoo in Western Australia.

The Gabyon Project lies within the northern part of the Yalgoo-Gullewa Greenstone Belt, within the Murchison Domain of the Yilgarn Craton. The regional scale Salt Creek Fault passes through the tenure and secondary shears and splays are considered potential conduits for mineralised fluids.

LORD RESOURCES LIMITED

REVIEW OF OPERATIONS

At the Gabyon Gold Project, Lord conducted a soil sampling program, collecting 479 surface samples primarily focused on gold exploration. The samples were assayed using fire assay for gold and a 4-acid digest for multi-element analysis (48 elements). This data has contributed to a better geological understanding, particularly in defining lithological contacts. The sampling identified six low-priority anomalies that will be targeted for follow-up infill soil sampling to further assess their potential for gold mineralisation.

Jarama Gold Project

The Jarama Project comprises a single granted exploration licence (E59/2501) covering an area of 18 km². The Project is located 330 km north-northeast of Perth and 40 km west of Paynes Find in Western Australia. The Jarama Project lies at the northern end of the Ninghan Fold Belt, within the Yalgoo-Singleton Greenstone Belt, part of the Murchison Domain of the Yilgarn Craton. An isolated magnetic high signature within the greenstones indicates a change in lithology or alteration. The Project area is predominantly covered with depositional colluvium, obscuring the underlying geology, which has had limited previous exploration.

A drone magnetic survey was undertaken in October 2023 with processing and interpretation in January-February 2024. The project remains prospective for BIF-hosted gold with a highlight result of 1m @ 0.589 g/t Au from 35-36 EOH.

Cambridge Nickel-PGE Project

The Cambridge Project comprises two exploration licences covering a total area of 12.1 km². The Project is located approximately 750 km east-northeast of Perth and 110 km southeast of Laverton in Western Australia.

The Cambridge Project lies within the Irwin Hills-Stella Range Greenstone Belt, within the Merolia Domain of the Yilgarn Craton. The Project is centred on an ultramafic intrusive orthocumulate dunite body, which is surrounded by siliciclastic sedimentary rocks.

The Cambridge Project is considered prospective for magmatic nickel and platinum group element (PGE) mineralisation. Key ingredients for intrusion related magmatic sulphide mineralisation have been identified in previous drilling, which intersected anomalous nickel in most drillholes and massive sulphides within an ultramafic intrusive complex.

No exploration was conducted at Cambridge during the period.

New Opportunities

The Company continues to assess new opportunities for high demand metals, such as copper and gold in tier one jurisdictions.

Corporate

Capital Raisings

During the year, the Company completed a capital raising, receiving support from institutional and sophisticated investors, along with existing shareholders to raise \$1.5 million ('Placement'). Lord issued 30 million shares at an issue price of \$0.05 per share 'Shares', together with 15 million free attaching options (exercisable at \$0.10 on or before 15 June 2027) ('Attaching Options').

The funds will support activities at the Jingjing Lithium Project and other projects currently under evaluation.

Subsequent to the end of the year, the Company appointed Mr. Andrew Taylor as Chief Executive Officer, effective 1 August 2024. A geologist with more than 15 years' experience, Mr. Taylor was the geological consultant to the vendors of the Bellevue Gold Project and a facilitator of the transaction into Draig Resources Limited (now ASX listed Bellevue Gold Limited (ASX: BGL) and continued to consult to Bellevue on exploration targeting through to securing EIS funding of the discovery hole for the "The Gap" zone and underground mine extension.

Andrew has extensive experience as both a project vendor and technical consultant, having been involved with the delineation of over 1Moz of gold resources and is currently undertaking a strategic review of the existing Lord tenure while assessing a number of potential high-value acquisition targets for the Company.

Mr Taylor is a Member of the Australian Institute of Geoscientists and a Competent Person under JORC reporting guidelines.

LORD RESOURCES LIMITED

REVIEW OF OPERATIONS

Competent Person's Statement

The information in this report that relates to exploration results is based on and fairly represents information compiled by Mr Andrew Taylor, a Competent Person who is a Member of the Australian Institute of Geoscientists. Mr Taylor is a full-time employee of the Company. Mr Taylor has sufficient experience that is relevant to the style of mineralisation and type of deposit under consideration and to the activity being undertaken to qualify as a Competent Person as defined in the 2012 Edition of the 'Australasian Code for Reporting of Exploration Results, Mineral Resources and Ore Reserves' ("JORC Code"). Mr Taylor consents to the inclusion in the report of the matters based on her information in the form and context in which it appears.

Information relating to Previous Disclosure

The technical and financial information in this report that relates to the Projects has been previously reported by the Company in compliance with JORC 2012 in various releases as follows:

- 29th May 2024 - Large Scale Lithium Anomalies Confirmed at Jingjing
- 24th April 2024 - \$1.5M Placement and MINRES Completes DD at Horse Rocks
- 2nd April 2024 - Jingjing Exploration Update
- 20th March 2024 - Strategic Partnership as MinRes Farms into Horse Rocks
- 5th January 2024 - Extensive Fractionated Pegmatites at Horse Rocks Project
- 5th December 2023 - Four Lithium Anomalies Identified At Jingjing
- 23rd November 2023 - RC Drilling Complete At Horse Rocks Lithium Project
- 1st November 2023 - Phase 2 RC Program Commences at Horse Rocks Lithium Project
- 18th October 2023 - Regional Surface Sampling Completed at Jingjing
- 29th August 2023 - Geophysical Survey Delineates New Targets at Horse Rocks

The Company confirms that it is not aware of any new information or data that materially affects the information included in these earlier market announcements. The Company confirms that the form and context in which the Competent Person's findings are presented have not been materially modified from the original market announcements.

Statements regarding Lord's plans with respect to its mineral properties are forward-looking statements. There can be no assurance that Lord's plans for development of its mineral properties will proceed as currently expected. There can also be no assurance that Lord will be able to confirm the presence of mineral deposits, that any mineralisation will prove to be economic or that a mine will successfully be developed on any of Lord's mineral properties.

LORD RESOURCES LIMITED DIRECTORS' REPORT

The Directors of Lord Resources Limited submit herewith the annual financial report of Lord Resources Limited ("Company") and its controlled entities ("Group" or "Consolidated Entity") for the year ended 30 June 2024 and the independent auditor's report thereon. In order to comply with the provisions of the Corporations Act 2001, the Directors report as follows:

DIRECTORS

The names and particulars of the directors of the Company during or since the end of the financial year are as follows.

Directors were in office for the entire period unless otherwise stated.

Paul Lloyd, BBus, CA

Independent Non-Executive Chairman

Appointed 25 February 2021

Mr Lloyd is a Chartered Accountant with over 30 years commercial experience. Mr Lloyd operates his own corporate consulting business, specialising in corporate, financial and management advisory services. He is the Managing Director of Arizona Lithium Limited (AZL) and has been responsible for a number of IPOs, reverse takeovers, project acquisitions and capital raisings for ASX listed public companies during his career.

During the past three years he has served as a director of the following listed companies:

Company	Date appointed	Date ceased
Arizona Lithium Limited	7 September 2018	-
BPM Minerals Limited	5 October 2020	-
Diablo Resources Limited	1 April 2021	-

Barnaby Egerton-Warburton, BEcon

Managing Director to 31 July 2024, Non-Executive Director from 1 August 2024

Appointed 4 March 2015

Mr Egerton-Warburton has over 25 years of trading, investment banking, international investment and market experience with positions at JP Morgan (New York, Sydney, Hong Kong), BNP Equities (New York) and Prudential Securities (New York). He is an experienced investment banker and corporate advisor, having held managing director and non-executive director positions in the investment banking, technology, energy, oil & gas and resource sectors. He holds a degree in economics and is a graduate of the Australian Institute of Company Directors.

During the past three years he has served as a director of the following listed companies:

Company	Date appointed	Date ceased
Arizona Lithium Limited	16 May 2019	-
Locality Planning Energy Holdings Limited	13 March 2020	6 February 2024
Diablo Resources Limited	1 April 2021	-
Pantera Minerals Limited	23 December 2020	-
NSX Limited	12 April 2022	-
Invictus Energy Limited	28 July 2016	25 October 2021
Southern Cross Payments Ltd (formerly Isignthis Ltd)	1 April 2009	19 August 2022

Christopher Swallow

Independent Non-Executive Director

Appointed 28 April 2021

Mr Swallow has more than 15 years' experience in executive roles spanning the resource, start-up, marketing and government sectors having worked across Australia, Asia and Africa.

Previously he worked in an operational capacity as the Corporate Development Officer for Guinea-focused gold explorer Predictive Discovery Limited and Minbos Resources Limited and he has worked in Strategic Communications as an Advisor to numerous ASX-listed Australian, North American and West African mineral explorers, covering a range of commodities including gold, nickel, zinc and copper.

Mr Swallow is also a Partner at Modena Ventures, an Equity Capital Markets firm with bespoke financing solutions for founders, entrepreneurs and companies, delivering access to capital from public markets.

During the past three years he has served as a director of the following listed companies:

Company	Date appointed	Date ceased
DeSoto Resources Limited	1 April 2022	-

LORD RESOURCES LIMITED DIRECTORS' REPORT

COMPANY SECRETARY

Paul Jurman, BCom, CPA
Appointed 28 April 2021

Mr Jurman is a Certified Practising Accountant with over 20 years' experience and has been involved with a diverse range of Australian public listed companies in company secretarial and financial roles. He is also company secretary of Tempest Minerals Limited, Carnavale Resources Limited, Desert Metals Limited and Platina Resources Limited.

Directors' interests

The relevant interests in the shares and options of the Company at the date of this report are as follows:

Name	Ordinary shares	Unlisted Options	
		Ex \$0.10, expiring 15/06/27	Ex \$0.25, expiring 31/01/27
P Lloyd	1,400,000	3,200,000	50,000
B Egerton-Warburton	2,994,663	4,000,000	647,331
C Swallow	800,000	1,500,000	-

No director has an interest, whether directly or indirectly, in a contract or proposed contract with the Group.

PRINCIPAL ACTIVITIES

The principal activity of the Group during the course of the year was acquiring and exploring mineral interests, prospective for precious metals and energy.

RESULTS AND DIVIDENDS

The consolidated loss after tax for the year ended 30 June 2024 was \$2,131,840 (2023: \$2,417,704). No dividends were paid during the year and the Directors do not recommend payment of a dividend.

LOSS PER SHARE

Basic loss per share for the year was 4.7 cents (30 June 2023: 6.2 cents).

REVIEW OF OPERATIONS / OPERATING AND FINANCIAL REVIEW

The Group is currently engaged in mineral exploration for metals in Australia. A review of the Group's operations, including information on exploration activity and results thereof, financial position, strategies and projects of the Group during the year ended 30 June 2024 is provided in this Annual Report and, in particular, in the "Review of Operations" section immediately preceding this Directors' Report. The Group's financial position, financial performance and use of funds information for the financial year is provided in the financial statements that follow this Directors' Report.

As an exploration entity, the Group has limited operating revenue or earnings and consequently the Group's performance cannot be gauged by reference to those measures. Instead, the Directors consider the Group's performance based on the success of exploration activity, acquisition of additional prospective mineral interests, joint venture arrangements over mineral interests and, in general, the value added to the Group's mineral portfolio during the course of the financial year.

Whilst performance can be gauged by reference to market capitalisation, that measure is also subject to numerous external factors. These external factors can be specific to the Group, generic to the mining industry and generic to the stock market as a whole and the Board and management would only be able to control a small number of these factors.

The Group's business strategy for the financial year ahead and, in the foreseeable future, is to continue exploration activity on the Group's existing mineral projects, (including through joint venture arrangements where appropriate), identify and assess new mineral project opportunities throughout the world and review development strategies where individual projects have reached a stage that allows for such an assessment. Due to the inherent risky nature of the Group's activities, the Directors are unable to comment on the likely results or success of these strategies.

LORD RESOURCES LIMITED

DIRECTORS' REPORT

The Group's activities are also subject to numerous risks, mostly outside the Board's and management's control. These risks can be specific to the Group, generic to the mining industry and generic to the stock market as a whole. The key risks, expressed in summary form, affecting the Group and its future performance include but are not limited to:

- Geological and technical risk posed to exploration and commercial exploitation success;
- Sovereign risk, change in government policy, change in mining and fiscal legislation;
- Prevention of access by reason of political or civil unrest, outbreak of hostilities, inability to obtain regulatory or landowner consents or approvals, or native title issues;
- Force majeure events;
- Change in metal market conditions;
- Mineral title tenure and renewal risks; and
- Capital requirement and lack of future funding.

This is not an exhaustive list of risks faced by the Group or an investment in it. There are other risks generic to the stock market and the world economy as a whole and other risks generic to the mining industry, all of which can impact on the Group.

LIKELY DEVELOPMENTS AND EXPECTED RESULTS

The Company's main objective is to create Shareholder wealth via the discovery of an economic mineral deposit via systematic exploration of the Company's Projects

The Directors are unable to comment on the likely results from the Company's planned exploration activities due to the speculative nature of such activities.

SIGNIFICANT CHANGES IN STATE OF AFFAIRS

There has not been any significant changes in the state of affairs of the Company and its controlled entities during the financial year, other than as noted in this Annual Report.

SUBSEQUENT EVENTS

No matter or circumstance has arisen which has significantly affected, or may significantly affect, the operations of the Group, the results of those operations or the state of affairs of the Group in subsequent financial years.

ENVIRONMENTAL ISSUES

The Group is aware of its environmental obligations with regards to its exploration activities and ensures that it complies with all regulations when carrying out exploration work.

DIRECTORS' MEETINGS

The number of meetings of the Directors and the number of meetings attended by each Director during the year ended 30 June 2024 were:

<i>Name</i>	<i>Eligible to attend</i>	<i>Attended</i>
P Lloyd	3	2
B Egerton-Warburton	3	3
C Swallow	3	3

There were 3 director meetings held during the year. However, matters of Board business have also been resolved by circular resolutions of Directors, which are a record of decisions made at a number of informal meetings of the Directors held to control, implement and monitor the Group's activities throughout the period.

At present, the Company does not have any formally constituted committees of the Board. The Directors consider that the Group is not of a size nor are its affairs of such complexity as to justify the formation of special committees.

LORD RESOURCES LIMITED

DIRECTORS' REPORT

REMUNERATION REPORT - AUDITED

This report outlays the remuneration arrangements in place for the Key Management Personnel (as defined under section 300A of the Corporations Act 2001) of Lord Resources Limited.

The following were Key Management Personnel of the Company during or since the end of the financial period.

Directors	Position
P Lloyd	Non-Executive Chairman
B Egerton-Warburton	Managing Director to 31 July 2024, Non-Executive Director from 1 August 2024
C Swallow	Non-Executive Director

There have been no other changes of Key Management Personnel after the reporting date and up to the date the financial report was authorised for issue other than the appointment of Mr Andrew Taylor as Chief Executive Officer from 1 August 2024.

Mr Taylor is entitled to remuneration of \$220,000 per annum plus statutory superannuation. He is currently serving a 3-month probation period which ends on 31 October 2024. Subject to any required approvals and completion of the probation period, Mr Taylor will be issued the following incentive securities:

- 1 million options exercisable at \$0.10 and expiring on 15 June 2027;
- Class A Performance Rights: 750,000 Performance Rights will vest and become exercisable upon the Company raising a cumulative additional \$3,000,000 of capital in support of its current or additional projects within two years of the Mr Taylor's appointment as CEO;
- Class B Performance Rights: 125,000 Performance Rights will vest and become exercisable on the 12-month anniversary of Mr Taylor's appointment as CEO; and
- Class C Performance Rights: 125,000 Performance Rights will vest and become exercisable on the 24-month anniversary of Mr Taylor's appointment as CEO.

The Agreement may be terminated by either Mr Taylor or the Company by providing three months' notice in writing.

Remuneration policy

The remuneration policy of Lord Resources Limited has been designed to align directors' objectives with shareholder and business objectives by providing a fixed remuneration component which is assessed on an annual basis in line with market rates. The Board of Lord Resources Limited believes the remuneration policy to be appropriate and effective in its ability to attract and retain the best directors to run and manage the Company.

The Board's policy for determining the nature and amount of remuneration for Board members is as follows:

- The remuneration policy and setting the terms and conditions for the Executive Directors and other senior staff members is developed and approved by the Board based on local and international trends among comparative companies and industry generally. It examines terms and conditions for employee incentive schemes, benefit plans and share plans. Independent advice is obtained when considered necessary to confirm that executive remuneration is in line with market practice and is reasonable within Australian executive reward practices.
- All executives receive a base salary (which is based on factors such as length of service and experience) and superannuation.
- The Group is an exploration entity and is, therefore, speculative in terms of performance. Consistent with attracting and retaining talented executives, directors and senior executives are paid market rates associated with individuals in similar positions within the same industry. Options and performance incentives may be issued particularly as the Group moves from an exploration to a producing entity and key performance indicators such as profit and production and reserves growth can be used as measurements for assessing executive performance.
- The Board policy is to remunerate non-executive directors at market rates for comparable companies for time, commitment and responsibilities. The Constitution and the ASX Listing Rules specify that the aggregate remuneration of Non-Executive Directors shall be determined from time to time by a general meeting, currently set at \$350,000. An amount not exceeding the amount determined is then divided between the directors as agreed. Fees for non-executive directors are not linked to the performance of the Group. However, to align Directors' interests with shareholder interests, the directors are encouraged to hold shares in the Company.

LORD RESOURCES LIMITED DIRECTORS' REPORT

- Executive Directors' remuneration and other terms of employment are reviewed annually by the non-executive directors having regard to performance against goals set at the start of the year, relative comparative information and independent expert advice.

Except as detailed in the Remuneration Report, no director has received or become entitled to receive, during or since the financial period, a benefit because of a contract made by the Group or a related body corporate with a director, a firm of which a director is a member or an entity in which a director has a substantial financial interest. This statement excludes a benefit included in the aggregate amount of emoluments received or due and receivable by directors and shown in the Remuneration Report, prepared in accordance with the Corporations regulations, or the fixed salary of a full time employee of the Group.

Relationship between remuneration policy and Group performance

The remuneration policy has been tailored to increase goal congruence between shareholders, directors and key management personnel. The Group is in the early exploration phase of its operations and due consideration is made of developing long-term shareholder value. From time to time, this is facilitated through the issue of options and performance rights to encourage the alignment of personal and shareholder interest. The Company believes this policy will be effective in increasing shareholder wealth.

Performance on shareholder wealth

In considering the Group's performance and benefits for shareholder wealth, the Board has referred to the following indices in respect of the current and the previous two financial years:

	2024	2023	2022
Basic earnings / (loss) per share (cents)	(4.7)	(6.2)	(7.7)
Dividends (cents)	-	-	-
Net profit / (loss) for the year (\$)	(2,131,840)	(2,417,704)	(1,388,503)
Share price (\$)	0.035	0.09	0.22

Remuneration Structure

In accordance with best practice corporate governance, the structure of remuneration for Non-Executive Directors and Executive Directors is separate and distinct.

Details of Remuneration

Details of the remuneration of the Directors and other Key Management Personnel of the Company are set out in the following table. Detail of the employment contract with the Managing Director, Mr Egerton-Warburton is as follows:

Name	Term of Agreement	Base Salary including Superannuation	Termination Benefit
Barnaby Egerton-Warburton	Commenced 7 April 2022, ceased on 31 July 2024 upon appointment of new CEO and reverted to Non-Executive Director.	\$216,450	May be terminated by either Mr Egerton-Warburton or the Company by providing three months' notice.

The employment contract otherwise contains provisions considered standard for an agreement of its nature (including representations and warranties and confidentiality provisions).

Voting and comments made at the Company's 2023 Annual General Meeting (AGM) - At the 2023 AGM, 91.56% of the votes received supported the adoption of the remuneration report for the year ended 30 June 2023. The Company did not receive any specific feedback at the AGM regarding its remuneration practices.

LORD RESOURCES LIMITED DIRECTORS' REPORT

Remuneration of KMP:

Remuneration for the year ended 30 June 2024

	Short-term benefits	Post-employment	Equity-based compensation	Total	Proportion related to performance
	Salary and fees	Superannuation			
	\$	\$	\$	\$	%
Directors					
P Lloyd	70,000	-	60,800	130,800	46.48
B Egerton- Warburton	217,425	-	76,000	293,425	25.90
C Swallow	40,000	-	28,500	68,500	41.61
Total	327,425	-	165,300	492,725	

Remuneration for the year ended 30 June 2023

	Short-term benefits	Post-employment	Equity-based compensation	Total	Proportion related to performance
	Salary and fees	Superannuation			
	\$	\$	\$	\$	%
Directors					
P Lloyd	70,000	-	147,348	217,348	67.79
B Egerton- Warburton	214,500	-	192,686	407,186	47.32
C Swallow	40,000	-	90,675	130,675	69.39
Total	324,500	-	430,709	755,209	

Other key management personnel transactions

Marketing services, website design and maintenance and assistance with report writing fees of \$2,290 (2023: \$5,230) were paid or payable during the year ended 30 June 2024 on normal terms and conditions to Propel Agency Pty Ltd, a company in which Mr Swallow is a director and has a beneficial interest.

Remuneration Options granted as part of remuneration for the year ended 30 June 2024

Key Management Personnel	Grant date	Number granted	Number vested at year end	Average fair value per option at grant date	Maximum total value of grant yet to vest
P Lloyd	20 Jun 2024	3,200,000	3,200,000	1.90 cents	-
B Egerton-Warburton	20 Jun 2024	4,000,000	4,000,000	1.90 cents	-
C Swallow	20 Jun 2024	1,500,000	1,500,000	1.90 cents	-

Assumptions used in valuing the options issued are as follows:

Grant Date	Expiry Date	Fair value per option	Exercise price	Price of shares on grant date	Expected Volatility	Risk free interest rate	Dividend yield
20 Jun 2024	15 Jun 2027	1.90 cents	10 cents	4.8 cents	85%	4.35%	-

No remuneration options were granted to directors or key management personnel during the year ended 30 June 2023.

The Company has not granted any options over unissued ordinary shares since the end of the financial year to any Key Management Personnel as part of their remuneration.

Performance Rights granted as part of remuneration

The Company has not granted any performance rights to any Directors or officers as part of their remuneration during the years ended 30 June 2024 or 30 June 2023.

No performance rights in Lord Resources Limited were granted to, were forfeited by, or were exercised by Key Management Personnel of the Company (as part of their remuneration). The Company has not granted any performance rights since the end of the financial year to any Key Management Personnel as part of their remuneration.

LORD RESOURCES LIMITED DIRECTORS' REPORT

Shareholdings of Key Management Personnel

Year ended 30 June 2024

	Balance at 1 July 2023	Granted as remuneration	Net other change	Balance at 30 June 2024
Directors				
P Lloyd	1,400,000	-	-	1,400,000
B Egerton-Warburton	2,994,663	-	-	2,994,663
C Swallow	800,000	-	-	800,000
Total	5,194,663	-	-	5,194,663

Option holdings of Key Management Personnel

Year ended 30 June 2024

	Balance at 1 July 2023	Granted as remuneration	Net other change	Balance at 30 June 2024
Directors				
P Lloyd	50,000	3,200,000	-	3,250,000
B Egerton-Warburton	647,331	4,000,000	-	4,647,331
C Swallow	-	1,500,000	-	1,500,000
Total	697,331	8,700,000	-	9,397,331

End of Remuneration report

SHARE OPTIONS AND PERFORMANCE RIGHTS

As at the date of this report, there are 19,438,560 Listed Options, 50,850,000 Unlisted Options and 350,000 Performance Rights on issue.

	Number	Exercise Price (cents)	Expiry Date
Listed Options	19,438,560	25	31 January 2027
Unlisted Options	12,000,000	25	28 March 2027
Unlisted Options	800,000	25	31 May 2025
Unlisted Options	1,850,000	30	30 June 2025
Unlisted Options	31,200,000	10	15 June 2027
Unlisted Options	5,000,000	12	15 June 2027
Performance Rights	350,000	-	30 June 2027

These options and performance rights do not entitle the holder to participate in any share issue of the Company or any other body corporate.

During the financial year, the Company issued options as follows:

- In June 2024, the Company allotted 15,000,000 free attaching options (exercisable at \$0.10 on or before 15 June 2027) to sophisticated and professional investors who participated in a capital raising of 30,000,000 fully paid shares at an issue price of \$0.05 each to raise \$1.5 million.
- Bell Potter Securities Pty Ltd ('Bell Potter') was appointed Lead Manager for the capital raising undertaken by the Company in May and June 2024 and as compensation, Bell Potter (or its nominees) were issued 5,000,000 options exercisable at \$0.10, expiring 15 June 2027 and 5,000,000 options exercisable at \$0.12, expiring 15 June 2027.
- Following shareholder approval received at the general meeting of shareholders held on 20 June 2024, a total of 8,700,000 options exercisable at \$0.10 and expiring on 15 June 2027 were issued to Mr Egerton-Warburton (4,000,000 options), Mr Lloyd (3,200,000 options) and Mr Swallow (1,500,000 options). The Company also issued a further 2,500,000 options, on the same terms to technical staff and consultants.

No options have been issued after 30 June 2024 and up to the date of this report.

During the financial year, there were no shares issued as a result of the exercise of options.

No performance rights were issued during the year ended 30 June 2024 and up to the date of this report.

In July 2024, the Company issued 100,000 ordinary shares on vesting of performance rights.

LORD RESOURCES LIMITED DIRECTORS' REPORT

INDEMNIFICATION AND INSURANCE OF DIRECTORS AND OFFICERS

In accordance with the constitution, except as may be prohibited by the Corporations Act 2001, every officer or agent of the Group shall be indemnified out of the property of the Group against any liability incurred by him in his capacity as Officer or agent of the Group or any related corporation in respect of any act or omission whatsoever and howsoever occurring or in defending any proceedings, whether civil or criminal.

During the period, the Company agreed to pay an annual insurance premium of \$12,298 (2023: \$14,074) in respect of directors' and officers' liability and legal expenses' insurance contracts, for directors, officers and employees of the Company. The insurance premium relates to:

- costs and expenses incurred by the relevant officers in defending proceedings, whether civil or criminal and whatever the outcome.
- other liabilities that may arise from their position, with the exception of conduct involving a wilful breach of duty.

NON - AUDIT SERVICES

No non-audit services were provided during the year by the independent auditors of the Company.

AUDITOR'S INDEPENDENCE DECLARATION

The lead auditor's independence declaration for the year ended 30 June 2024 has been received and forms part of the directors' report and can be found on the following page of the annual report.

PROCEEDINGS ON BEHALF OF THE COMPANY

No person has applied to the Court to bring proceedings on behalf of the Company or intervene in any proceedings to which the Company is a party for the purpose of taking responsibility on behalf of the Company for all or any part of those proceedings.

The Company was not a party to any such proceedings during the year.

CORPORATE GOVERNANCE STATEMENT


The Board of Directors of the Company is responsible for the corporate governance of the Company and guides and monitors the business and affairs on behalf of the shareholders by whom they are elected and to whom they are accountable. The Company's governance approach aims to achieve exploration, development and financial success while meeting stakeholders' expectations of sound corporate governance practices by proactively determining and adopting the most appropriate corporate governance arrangements.

ASX Listing Rule 4.10.3 requires listed companies to disclose the extent to which they have followed the recommendations set by the ASX Corporate Governance Council during the reporting period. The Company has disclosed this information on its website at www.lordresources.com. The Corporate Governance Statement is current as at 30 June 2024, and has been approved by the Board of Directors.

The Company's website at www.lordresources.com contains a corporate governance section that includes copies of the Company's corporate governance policies.

Signed in accordance with a resolution of the directors made pursuant to s 298(2) of the Corporations Act 2001.

On behalf of the Directors.



PAUL LLOYD

Chairman

Dated this 13th day of September 2024.

Perth, Western Australia

AUDITOR'S INDEPENDENCE DECLARATION

As lead auditor for the audit of the consolidated financial report of Lord Resources Limited for the year ended 30 June 2024, I declare that to the best of my knowledge and belief, there have been no contraventions of:

- a) the auditor independence requirements of the *Corporations Act 2001* in relation to the audit; and
- b) any applicable code of professional conduct in relation to the audit.

Perth, Western Australia
13 September 2024



L Di Giallonardo
Partner

hlb.com.au

HLB Mann Judd ABN 22 193 232 714

A Western Australian Partnership

Level 4, 130 Stirling Street, Perth WA 6000 / PO Box 8124 Perth BC WA 6849

T: +61 (0)8 9227 7500 **E:** mailbox@hlbwa.com.au

Liability limited by a scheme approved under Professional Standards Legislation.

HLB Mann Judd is a member of HLB International, the global advisory and accounting network.

LORD RESOURCES LIMITED
CONSOLIDATED STATEMENT OF COMPREHENSIVE INCOME
FOR THE YEAR ENDED 30 JUNE 2024

	Note	Consolidated 2024 \$	2023 \$
Revenue	3	51,093	108,466
		<u>51,093</u>	<u>108,466</u>
Expenditure			
Administrative expenses		(110,388)	(110,393)
Depreciation and amortisation expenses	9,10	(45,289)	(48,955)
Employee benefit expenses		(500,061)	(454,548)
Exploration costs expensed / impaired		(1,010,346)	(946,921)
Marketing expenses		(91,642)	(58,114)
Finance expenses	10	(6,816)	(9,979)
Professional services		(172,591)	(163,651)
Share-based payments expense	18	(245,800)	(733,609)
		<u>(2,131,840)</u>	<u>(2,417,704)</u>
Loss before related income tax benefit		(2,131,840)	(2,417,704)
Income tax benefit	4	-	-
		<u>-</u>	<u>-</u>
Net loss attributable to members of the parent entity		(2,131,840)	(2,417,704)
Other comprehensive income for the period, net of tax		-	-
		<u>-</u>	<u>-</u>
Total comprehensive loss for the year		<u>(2,131,840)</u>	<u>(2,417,704)</u>
Loss per share			
Basic - cents	17	(4.7)	(6.2)
		<u>(4.7)</u>	<u>(6.2)</u>
Diluted - cents	17	(4.7)	(6.2)
		<u>(4.7)</u>	<u>(6.2)</u>

The accompanying notes form part of these financial statements

LORD RESOURCES LIMITED
CONSOLIDATED STATEMENT OF FINANCIAL POSITION
AS AT 30 JUNE 2024

	Note	Consolidated 2024 \$	2023 \$
Current assets			
Cash and cash equivalents	19(a)	1,880,662	2,578,783
Receivables	7	42,843	91,615
Other assets	8	10,649	8,987
Total current assets		<u>1,934,154</u>	<u>2,679,385</u>
Non-current assets			
Property, plant and equipment	9	29,902	39,940
Right of use assets	10	96,739	137,935
Exploration and evaluation expenditure	11	1,454,061	1,454,061
Total non-current assets		<u>1,580,702</u>	<u>1,631,936</u>
Total assets		<u>3,514,856</u>	<u>4,311,321</u>
Current liabilities			
Trade and other payables	12	48,909	392,289
Lease liabilities	13	36,900	37,943
Provisions		9,475	7,289
Total current liabilities		<u>95,284</u>	<u>437,521</u>
Non-current liabilities			
Lease liabilities	13	70,135	111,492
Total non-current liabilities		<u>70,135</u>	<u>111,492</u>
Total liabilities		<u>165,419</u>	<u>549,013</u>
Net assets		<u>3,349,437</u>	<u>3,762,308</u>
Equity			
Issued capital	14	19,615,895	18,281,226
Reserves	15	2,368,067	1,983,767
Accumulated losses	16	(18,634,525)	(16,502,685)
Total equity		<u>3,349,437</u>	<u>3,762,308</u>

The accompanying notes form part of these financial statements

LORD RESOURCES LIMITED
CONSOLIDATED STATEMENT OF CHANGES IN EQUITY
FOR THE YEAR ENDED 30 JUNE 2024

	Issued capital \$	Reserves \$	Accumulated losses \$	Total \$
Balance at 1 July 2022	17,370,995	1,829,851	(14,084,981)	5,115,865
Loss attributable to members of the parent entity	-	-	(2,417,704)	(2,417,704)
Total comprehensive loss for the year	-	-	(2,417,704)	(2,417,704)
Shares issued during the year (net of issue costs)	180,631	-	-	180,631
Performance rights converted	729,600	(729,600)	-	-
Options subscribed for during the period - Entitlement Issue (net)	-	149,907	-	149,907
Fair value of performance rights and options issued	-	733,609	-	733,609
Balance at 30 June 2023	18,281,226	1,983,767	(16,502,685)	3,762,308
	Issued capital \$	Reserves \$	Accumulated losses \$	Total \$
Balance at 1 July 2023	18,281,226	1,983,767	(16,502,685)	3,762,308
Loss attributable to members of the parent entity	-	-	(2,131,840)	(2,131,840)
Total comprehensive loss for the year	-	-	(2,131,840)	(2,131,840)
Shares issued during the year (net of issue costs)	1,334,669	-	-	1,334,669
Fair value of options issued	-	384,300	-	384,300
Balance at 30 June 2024	19,615,895	2,368,067	(18,634,525)	3,349,437

The accompanying notes form part of these financial statements

LORD RESOURCES LIMITED
CONSOLIDATED STATEMENT OF CASH FLOWS
FOR THE YEAR ENDED 30 JUNE 2024

	Note	Consolidated 2024 \$	2023 \$
Cash flows from operating activities			
Payments to suppliers		(1,072,727)	(976,156)
Payments for exploration expenses		(1,135,800)	(492,862)
Interest received		18,478	31,291
Interest paid		(6,816)	(9,979)
Other income - services rendered		35,280	80,301
Net cash (outflows) from operating activities	19(b)	<u>(2,161,585)</u>	<u>(1,367,405)</u>
Cash flows from investing activities			
Payments for property, plant and equipment		(1,813)	(52,219)
Receipts / (Payments) for exploration tenements - including GST received		19,000	(38,557)
Net cash inflows / (outflows) from investing activities		<u>17,187</u>	<u>(90,776)</u>
Cash flows from financing activities			
Proceeds from issue of shares and options		1,500,000	193,836
Issue costs - shares and options		(19,080)	(34,305)
Repayment of lease liabilities		(34,643)	(26,521)
Net cash inflows from financing activities		<u>1,446,277</u>	<u>133,010</u>
Net (decrease) in cash and cash equivalents held		(698,121)	(1,325,171)
Cash and cash equivalents at the beginning of the financial year		<u>2,578,783</u>	<u>3,903,954</u>
Cash and cash equivalents at the end of the financial year	19(a)	<u>1,880,662</u>	<u>2,578,783</u>

The accompanying notes form part of these financial statements

LORD RESOURCES LIMITED
NOTES TO THE FINANCIAL STATEMENTS
FOR THE YEAR ENDED 30 JUNE 2024

1. CORPORATE INFORMATION

Lord Resources Limited is a company limited by shares, incorporated in Australia. The Company's shares are publicly traded on the Australian Securities Exchange.

The nature of the operations and principal activity of the Group is acquiring and exploring mineral interests, prospective for precious metals and energy.

2. SUMMARY OF MATERIAL ACCOUNTING POLICIES

(a) Basis of preparation

The financial statements are general purpose financial statements, which have been prepared in accordance with the requirements of the Corporations Act 2001, Accounting Standards and Interpretations and complies with other requirements of the law. The financial statements have also been prepared on a historical cost basis. Cost is based on the fair values of the consideration given in exchange for assets. For the purpose of preparing the consolidated financial statements, the Group is a for-profit entity.

The financial report is presented in whole Australian dollars.

The accounting policies detailed below have been consistently applied to all of the years presented unless otherwise stated. The financial statements are for the Group consisting of Lord Resources Limited and its subsidiaries.

Going Concern

The financial statements have been prepared on a going concern basis, which contemplates the continuity of normal business activity and the commercial realisation of the Group's assets and the settlement of liabilities in the normal course of business. The Group has incurred a loss for the period after tax of \$2,131,840 (2023: \$2,417,704) and experienced net operating and investing cash outflows of \$2,144,398. As at 30 June 2024, the Group has net current assets of \$1,838,870.

The Group's ability to continue as a going concern will depend upon the Group being able to manage its liquidity requirement and by taking some or all of the following actions:

- raising additional capital;
- successful exploration and subsequent exploitation of the Group's tenements;
- reducing its working capital expenditure; and
- disposing of non-core projects.

After taking into account the current financial position of the Group the directors have a reasonable expectation that the Group will have adequate resources to fund its future operational requirements and for these reasons, they continue to adopt the going concern basis in preparing the financial report.

Should the Group be unable to raise the funds required via any of the above means, there exists a material uncertainty that may cast significant doubt on the Group's ability to continue as a going concern, in which case it may be required to realise its assets and extinguish its liabilities other than in the ordinary course of business, and at amounts that differ from those stated in the financial statements. This financial report does not include any adjustments relating to the recoverability and classification of recorded asset amounts or the amounts or classification of liabilities and appropriate disclosures that may be necessary should the Group be unable to continue as a going concern.

(b) New, revised or amending Accounting Standards and Interpretations adopted

Standards and Interpretations applicable to 30 June 2024

In the year ended 30 June 2024, the Directors have reviewed all of the new and revised Standards and Interpretations issued by the AASB that are relevant to the Group and effective for the current annual reporting period. As a result of this review, the Directors have determined that there is no material impact of the Standards and Interpretations on the Group, and, therefore, no change is necessary to Group accounting policies.

Standards and Interpretations on issue not yet effective

The Directors have also reviewed all Standards and Interpretations that have been issued but are not yet effective for the year ended 30 June 2024. As a result of this review the Directors have determined that there is no material impact of the Standards and Interpretations on issue not yet effective on the Group and, therefore, no change is necessary to Group accounting policies.

LORD RESOURCES LIMITED
NOTES TO THE FINANCIAL STATEMENTS
FOR THE YEAR ENDED 30 JUNE 2024

2. SUMMARY OF MATERIAL ACCOUNTING POLICIES (continued)

(c) Statement of compliance

The financial statements of Lord Resources Limited (the Company) for the year ended 30 June 2024 was authorised for issue on 13 September 2024.

The financial report complies with Australian Accounting Standards, which include Australian equivalents to International Financial Reporting Standards ('AIFRS'). Compliance with AIFRS ensures that the financial report, comprising the financial statements and notes thereto, complies with International Financial Reporting Standards ('IFRS').

(d) Basis of consolidation

The consolidated financial statements incorporate the assets and liabilities of all subsidiaries of Lord Resources Limited ('Company' or 'parent entity') as at 30 June 2024 and the results of all subsidiaries for the year then ended. Lord Resources Limited and its subsidiaries are referred to in this financial report as the Group or Consolidated Entity.

The financial statements of the subsidiaries are prepared for the same reporting period as the parent company, using consistent accounting policies.

In preparing the consolidated financial statements, all intercompany balances and transactions, income and expenses and profit and losses resulting from intra-group transactions have been eliminated in full.

Subsidiaries are fully consolidated from the date on which control is transferred to the Group and cease to be consolidated from the date on which control is transferred out of the Group. Control exists where the company has the power to govern the financial and operating policies of an entity so as to obtain benefits from its activities. The existence and effect of potential voting rights that are currently exercisable or convertible are considered when assessing when the Group controls another entity.

The acquisition of subsidiaries has been accounted for using the purchase method of accounting. The purchase method of accounting involves allocating the cost of the business combination to the fair value of the assets acquired and the liabilities and contingent liabilities assumed at the date of acquisition. Accordingly, the consolidated financial statements include the results of subsidiaries for the period from their acquisition.

(e) Income tax

Deferred income tax is provided on all temporary differences at the balance date between the tax bases of assets and liabilities and their carrying amounts for financial reporting purposes.

Deferred income tax liabilities are recognised for all taxable temporary differences:

- except where the deferred income tax liability arises from the initial recognition of an asset or liability in a transaction that is not a business combination and, at the time of the transaction, affects neither that accounting profit nor taxable profit or loss; and
- in respect of taxable temporary differences associated with investments in subsidiaries, associates and interests in joint ventures, except where the timing of the reversal of the temporary differences will not reverse in the foreseeable future.

Deferred income tax assets are recognised for all deductible temporary differences, carry-forward of unused tax assets and unused tax losses, to the extent that it is probable that taxable profit will be available against which the deductible temporary differences, and the carry-forward of unused tax assets and unused tax losses can be utilised:

- except where the deferred income tax asset relating to the deductible temporary difference arises from the initial recognition of an asset or liability in a transaction that is not a business combination and, at the time of the transaction, affects neither the accounting profit nor taxable profit or loss; and
- in respect of deductible temporary differences with investments in subsidiaries, associates and interests in joint ventures, deferred tax assets are only recognised to the extent that it is probable that the temporary differences will reverse in the foreseeable future and taxable profit will be available against which the temporary differences can be utilised.

The carrying amount of deferred income tax assets is reviewed at each balance date and reduced to the extent that it is no longer probable that sufficient taxable profit will be available to allow all or part of the deferred income tax asset to be utilised.

LORD RESOURCES LIMITED
NOTES TO THE FINANCIAL STATEMENTS
FOR THE YEAR ENDED 30 JUNE 2024

2. SUMMARY OF MATERIAL ACCOUNTING POLICIES (continued)

(e) Income tax - continued

Deferred income tax assets and liabilities are measured at the tax rates that are expected to apply to the year when the asset is realised or the liability is settled, based on tax rates (and tax laws) that have been enacted or substantively enacted at the balance date.

Income taxes relating to items recognised directly in equity are recognised in equity and not in the statement of comprehensive income.

(f) Exploration and evaluation expenditure

Exploration costs are expensed as incurred. Acquisition costs are accumulated in respect of each separate area of interest. Acquisition costs are carried forward where right of tenure of the area of interest is current and they are expected to be recouped through the sale or successful development and exploitation of the area of interest, or where exploration and evaluation activities in the area of interest have not yet reached a stage that permits a reasonable assessment of the existence of economically recoverable reserves. When an area of interest is abandoned or the Directors decide that it is not commercial, any accumulated acquisition costs in respect of that area are written off in the financial period in which that decision is made, to the extent that they will not be recovered in the future. Amortisation is not charged on acquisition costs carried forward in respect of areas of interest in the development phase until production commences.

Exploration and evaluation assets are assessed for impairment when facts and circumstances suggest that the carrying amount of an exploration and evaluation asset may exceed its recoverable amount. The recoverable amount of the exploration and evaluation asset (for the cash generating unit(s) to which it has been allocated being no larger than the relevant area of interest) is estimated to determine the extent of the impairment loss (if any). Where an impairment loss subsequently reverses, the carrying amount of the asset is increased to the revised estimate of its recoverable amount, but only to the extent that the increased carrying amount does not exceed the carrying amount that would have been determined had no impairment loss been recognised for the asset in previous years.

Where a decision has been made to proceed with development in respect of a particular area of interest, the relevant exploration and evaluation asset is tested for impairment and the balance is then reclassified to development.

(g) Revenue

Revenue is recognised to the extent that control of the goods or services has passed, and it is probable that the economic benefits will flow to the Group and the revenue can be reliably measured. The following specific recognition criteria must also be met before revenue is recognised:

(h) Cash and cash equivalents

Cash and short-term deposits in the statement of financial position comprise cash at bank and in hand and short-term deposits with an original maturity of three months or less.

For the purposes of the statement of cash flows, cash and cash equivalents consist of cash and cash equivalents as defined above, net of outstanding bank overdrafts.

(i) Employee benefits

Provision is made for the Group's liability for employee benefits arising from services rendered by employees to balance date (where applicable). Employee benefits expected to be settled within one year together with entitlements arising from wages and salaries, annual leave and sick leave which will be settled after one year, have been measured at the amounts expected to be paid when the liability is settled, plus related on-costs. Other employee benefits payable later than one year have been measured at the present value of the estimated future cash outflows to be made for those benefits.

Contributions are made by the Group to employee superannuation funds and are charged as expenses when incurred (where applicable).

LORD RESOURCES LIMITED
NOTES TO THE FINANCIAL STATEMENTS
FOR THE YEAR ENDED 30 JUNE 2024

2. SUMMARY OF MATERIAL ACCOUNTING POLICIES (continued)

(j) Impairment of assets

The Group assesses at the end of each reporting period whether there is objective evidence that a financial asset or group of financial assets is impaired and makes an estimate of the asset's recoverable amount. An asset's recoverable amount is the higher of its fair value less costs to sell and its value in use and is determined for an individual asset, unless the asset does not generate cash inflows that are largely independent of those from other assets or groups of assets and the asset's value in use cannot be estimated to be close to its fair value. In such cases the asset is tested for impairment as part of the cash-generating unit to which it belongs. When the carrying amount of an asset or cash-generating unit exceeds its recoverable amount, the asset or cash-generating unit is considered impaired and is written down to its recoverable amount.

In assessing value in use, the estimated future cash flows are discounted to their present value using a pre-tax discount rate that reflects current market assessments of the time value of money and the risks specific to the asset. Impairment losses relating to continuing operations are recognised in those expense categories consistent with the function of the impaired asset unless the asset is carried at revalued amount (in which case the impairment loss is treated as a revaluation decrease).

An assessment is also made at each reporting date as to whether any previously recognised impairment losses may no longer exist or may have decreased. If such indication exists, the recoverable amount is estimated. A previously recognised impairment loss is reversed only if there has been a change in the estimates used to determine the asset's recoverable amount since the last impairment loss was recognised. If that is the case the carrying amount of the asset is increased to its recoverable amount. That increased amount cannot exceed the carrying amount that would have been determined, net of depreciation, had no impairment loss been recognised for the asset in prior years. Such reversal is recognised in profit or loss unless the asset is carried at revalued amount, in which case the reversal is treated as a revaluation increase. After such a reversal the depreciation charge is adjusted in future periods to allocate the asset's revised carrying amount, less any residual value, on a systematic basis over its remaining useful life.

(k) Earnings / (loss) per share

Basic earnings / (loss) per share is calculated as net profit / (loss) attributable to members of the parent, adjusted to exclude any costs of servicing equity (other than dividends) and preference share dividends, divided by the weighted average number of ordinary shares, adjusted for any bonus element.

(l) Financial Instruments

Investments and other financial assets are initially measured at fair value. Transaction costs are included as part of the initial measurement, except for financial assets at fair value through profit or loss. Such assets are subsequently measured at either amortised cost or fair value depending on their classification. Classification is determined based on both the business model within which such assets are held and the contractual cash flow characteristics of the financial asset unless an accounting mismatch is being avoided.

Financial assets are measured at amortised cost if they are held within a business model whose objective is to hold assets in order to collect contractual cash flows which arise on specified dates and are solely principal and interest. All other financial instrument assets are classified and measured at fair value through profit or loss unless the entity makes an irrevocable election on initial recognition to present gains and losses on equity instruments (that are not held-for-trading) in other comprehensive income. For financial liabilities, the portion of the change in fair value that relates to the Group's credit risk is presented in other comprehensive income.

Financial assets are derecognised when the rights to receive cash flows have expired or have been transferred and the consolidated entity has transferred substantially all the risks and rewards of ownership. When there is no reasonable expectation of recovering part or all of a financial asset, its carrying value is written off.

LORD RESOURCES LIMITED
NOTES TO THE FINANCIAL STATEMENTS
FOR THE YEAR ENDED 30 JUNE 2024

2. SUMMARY OF MATERIAL ACCOUNTING POLICIES (continued)

(l) Financial Instruments - continued

Financial assets at fair value through other comprehensive income

Financial assets at fair value through other comprehensive income include equity investments which the Group intends to hold for the foreseeable future and has irrevocably elected to classify them as such upon initial recognition.

Impairment of financial assets

The Group recognises a loss allowance for expected credit losses on financial assets which are either measured at amortised cost or fair value through other comprehensive income. The measurement of the loss allowance depends upon the consolidated entity's assessment at the end of each reporting period as to whether the financial instrument's credit risk has increased significantly since initial recognition, based on reasonable and supportable information that is available, without undue cost or effort to obtain.

Where there has not been a significant increase in exposure to credit risk since initial recognition, a 12-month expected credit loss allowance is estimated. This represents a portion of the asset's lifetime expected credit losses that is attributable to a default event that is possible within the next 12 months. Where a financial asset has become credit impaired or where it is determined that credit risk has increased significantly, the loss allowance is based on the asset's lifetime expected credit losses. The amount of expected credit loss recognised is measured on the basis of the probability weighted present value of anticipated cash shortfalls over the life of the instrument discounted at the original effective interest rate.

For financial assets mandatorily measured at fair value through other comprehensive income, the loss allowance is recognised in other comprehensive income with a corresponding expense through profit or loss. In all other cases, the loss allowance reduces the asset's carrying value with a corresponding expense through profit or loss.

(m) Plant and equipment

Plant and equipment is stated at cost less accumulated depreciation and any accumulated impairment losses.

The assets' residual values, useful lives and amortisation methods are reviewed, and adjusted if appropriate, at each financial year end. Depreciation is calculated on a diminishing value basis over the estimated useful life of the assets as follows:

Plant and equipment - 4 years

(n) Trade and other payables

Trade payables and other payables are carried at cost and represent liabilities for goods and services provided to the Group prior to the end of the financial year that are unpaid and arise when the Group becomes obliged to make future payments in respect of the purchase of these goods and services.

(o) Issued capital

Ordinary shares are classified as equity. Incremental costs directly attributable to the issue of new shares are shown in equity as a deduction, net of tax, from the proceeds.

(p) Segment Reporting

Operating segments are reported in a manner consistent with the internal reporting provided to the chief operating decision maker. The chief operating decision maker, who is responsible for allocating resources and assessing performance of the operating segments, has been identified as the Board of Directors of Lord Resources Limited.

LORD RESOURCES LIMITED
NOTES TO THE FINANCIAL STATEMENTS
FOR THE YEAR ENDED 30 JUNE 2024

2. SUMMARY OF MATERIAL ACCOUNTING POLICIES (continued)

(q) *Share based payments*

For equity-settled share-based payment transactions, the Group shall measure the goods or services received, and the corresponding increase in equity, directly, at the fair value of the goods or services received, unless that fair value cannot be estimated reliably. If the Group cannot estimate reliably the fair value of the goods or services received, the Group shall measure their value, and the corresponding increase in equity, indirectly, by reference to¹ the fair value of the equity instruments granted.

The Group, from time to time, provides compensation benefits to employees (including directors) and consultants of the Group in the form of share-based payment transactions, whereby employees and consultants render services in exchange for shares or rights over shares ('equity-settled transactions').

The cost of these equity-settled transactions is measured by reference to the fair value at the date at which they are granted. The fair value is determined by either a Black-Scholes model or Hoadley model.

The cost of equity-settled transactions is recognised, together with a corresponding increase in equity, over the period in which the performance conditions are fulfilled, ending on the date on which the recipient become fully entitled to the award ('vesting date').

The cumulative expense recognised for equity-settled transactions at each reporting date until vesting date reflects (i) the extent to which the vesting period has expired and (ii) the number of awards that, in the opinion of the directors of the Group, will ultimately vest. This opinion is formed based on the best available information at balance date. No adjustment is made for the likelihood of market performance conditions being met as the effect of these conditions is included in the determination of fair value at grant date.

No expense is recognised for awards that do not ultimately vest, except for awards where vesting is conditional upon a market condition.

Where the terms of an equity-settled award are modified, as a minimum an expense is recognised as if the terms had not been modified. In addition, an expense is recognised for any increase in the value of the transaction as a result of the modification, as measured at the date of modification.

Where an equity-settled award is cancelled, it is treated as if it had vested on the date of cancellation, and any expense not yet recognised for the award is recognised immediately. However, if a new award is substituted for the cancelled award and designated as a replacement award on the date that it is granted, the cancelled and new award are treated as if they were a modification of the original award, as described in the previous paragraph.

The dilutive effect, if any, of outstanding options is reflected as additional share dilution in the computation of earnings / (loss) per share.

LORD RESOURCES LIMITED
NOTES TO THE FINANCIAL STATEMENTS
FOR THE YEAR ENDED 30 JUNE 2024

2. SUMMARY OF MATERIAL ACCOUNTING POLICIES (continued)

(r) Critical accounting estimates and judgements

The application of accounting policies requires the use of judgements, estimates and assumptions about carrying values of assets and liabilities that are not readily apparent from other sources. The estimates and associated assumptions are based on historical experience and other factors that are considered to be relevant. Actual results may differ from these estimates.

The estimates and underlying assumptions are reviewed on an ongoing basis. Revisions are recognised in the period in which the estimate is revised if it affects only that period, or in the period of the revision and future periods if the revision affects both current and future periods.

The key estimates and assumptions that have a significant risk of causing a material adjustment to the carrying amounts of certain assets and liabilities within the next annual reporting period are:

Exploration and evaluation expenditure

The Group's accounting policy for exploration and evaluation expenditure is set out in Note 2 (f). The application of this policy necessarily requires the Board to make certain estimates and assumptions as to future events and circumstances. Any such estimates and assumptions may change as new information becomes available. If, after having capitalised expenditure under this policy, it is concluded that the expenditures are unlikely to be recoverable by future exploitation or sale, then the relevant capitalised amount will be written off to the statement of comprehensive income.

The Board determines when an area of interest should be abandoned. When a decision is made that an area of interest is not commercially viable, all costs that have been capitalised in respect of that area of interest are written off. The Directors' decision is made after considering the likelihood of finding commercially viable reserves.

Share-based payment transactions

The Group measures the cost of equity-settled transactions with employees and consultants by reference to the fair value of the equity instruments at the date at which they are granted. The fair value of options and performance rights is determined using either a Black-Scholes model or Hoadley model, using various assumptions.

(s) Parent Entity Financial Information

The financial information for the parent entity, Lord Resources Limited, disclosed in Note 24 has been prepared on the same basis as the consolidated financial statements.

LORD RESOURCES LIMITED
NOTES TO THE FINANCIAL STATEMENTS
FOR THE YEAR ENDED 30 JUNE 2024

3. REVENUE

	Consolidated	
	2024	2023
	\$	\$
Other revenue		
Interest earned	18,478	31,291
Management fees received	32,615	77,175
	51,093	108,466

4. INCOME TAX

(a) Prima facie tax benefit at 25% (2023: 25%) on loss from ordinary activities is reconciled to the income tax provided in the financial statements

	Consolidated	
	2024	2023
	\$	\$
Loss before income tax	(2,131,840)	(2,417,704)
Tax at the statutory rate of 25% (2023: 25%)	(532,960)	(604,425)
Add: Permanent Non-deductible differences	61,450	183,402
Current year temporary differences not recognised	(71,690)	(62,657)
Effect of tax losses and tax offsets not recognised as deferred tax assets	543,200	483,680
Income tax benefit recognised in profit or loss	-	-

(b) Unrecognised deferred tax assets

	Consolidated	
	2024	2023
	\$	\$
Deferred tax assets have not been recognised in respect of the following items:		
Tax losses	3,744,219	3,151,128
	3,744,219	3,151,128

The tax losses do not expire under current tax legislation and have been disclosed on a tax effected basis.

Deferred tax assets have not been recognised in respect of these items because, pending commercial operations, it is not yet probable that future taxable profit will be available against which the Company can utilise these benefits.

5. AUDITOR'S REMUNERATION

	Consolidated	
	2024	2023
	\$	\$
The auditor of Lord Resources Limited is HLB Mann Judd.		
Amounts received or due and receivable by the Company's auditors for:		
Auditing or reviewing the Company's financial statements	39,791	31,674
	39,791	31,674

LORD RESOURCES LIMITED
NOTES TO THE FINANCIAL STATEMENTS
FOR THE YEAR ENDED 30 JUNE 2024

6. KEY MANAGEMENT PERSONNEL

(a) Details of key management personnel

Directors

P Lloyd
B Egerton-Warburton
C Swallow

(b) Compensation of key management personnel

	Consolidated	
	2024	2023
	\$	\$
Short-term employee benefits	327,425	324,500
Post-employment benefits	-	-
Share-based payments	165,300	430,709
	<u>492,725</u>	<u>755,209</u>

(c) Key Management Personnel remuneration disclosures

Information regarding individual Directors and executives compensation and some equity instruments disclosures as permitted by Schedule 5B to the Corporations Regulations 2001 is provided in the Remuneration Report section of the Directors' Report. Apart from the details disclosed in this note, no Director has entered into a material contract with the Company or the Group since the end of the previous financial year and there were no material contracts involving Directors' interests existing at year-end.

(d) Other Key Management Personnel transactions

Marketing services, website design and maintenance and assistance with report writing fees of \$2,290 (2023: \$5,230) were paid or payable during the year ended 30 June 2024 on normal terms and conditions to Propel Agency Pty Ltd, a company in which Mr Swallow is a director and has a beneficial interest.

7. CURRENT RECEIVABLES

	Consolidated	
	2024	2023
	\$	\$
Other receivables	42,843	91,615
	<u>42,843</u>	<u>91,615</u>

Other receivables represent amounts outstanding for goods and services tax (GST), which are non-interest bearing, with repayment terms applicable under the relevant government authorities.

8. OTHER CURRENT ASSETS

	Consolidated	
	2024	2023
	\$	\$
Prepayments	10,649	8,987

9. PROPERTY, PLANT AND EQUIPMENT

	Consolidated	
	2024	2023
	\$	\$
Plant and equipment, at cost	54,267	52,454
Less: accumulated depreciation	(24,365)	(12,514)
	<u>29,902</u>	<u>39,940</u>
Balance at beginning of year	39,940	51,314
Additions	1,813	-
Depreciation and amortisation expense	(11,851)	(11,374)
	<u>29,902</u>	<u>39,940</u>

LORD RESOURCES LIMITED
NOTES TO THE FINANCIAL STATEMENTS
FOR THE YEAR ENDED 30 JUNE 2024

10. RIGHT OF USE ASSETS

	Consolidated	
	2024	2023
	\$	\$
Office lease - at cost	170,024	177,781
Less: accumulated depreciation	(73,285)	(39,846)
Net carrying value	<u>96,739</u>	<u>137,935</u>
Balance at beginning of year	137,935	129,173
Adjustment due to change in terms	(7,758)	-
Additions	-	46,342
Depreciation expense	(33,438)	(37,580)
Closing net carrying amount	<u>96,739</u>	<u>137,935</u>
Amount recognised in P & L		
Depreciation expense on ROU assets	33,438	37,580
Interest paid on lease liabilities	<u>6,816</u>	<u>9,979</u>
Total cash outflow for leases	<u>41,459</u>	<u>36,500</u>

The Company has an office sub-lease agreement at Level 2, 10 Outram Street, West Perth WA 6005 for a term of 58 months, expiring on 31 March 2027. Discounted cashflow was calculated using an incremental borrowing rate of 6% per annum.

11. EXPLORATION AND EVALUATION EXPENDITURE

	Consolidated	
	2024	2023
	\$	\$
Exploration and evaluation costs carried forward in respect of exploration areas of interest (i)	<u>1,454,061</u>	<u>1,454,061</u>
Opening balance	1,454,061	1,300,647
Acquisition costs - exploration licences - (i)	-	199,557
Acquisition costs - impaired (ii)	-	(46,143)
	<u>1,454,061</u>	<u>1,454,061</u>

- (i) During the prior year, the Company acquired 100% of the Jingjing project, comprising E15/1912 and E63/2240.
- (ii) The impairment of the acquisition costs of carried forward exploration expenditure relates to carried forward expenditure in respect of relinquished tenements or where the Directors have formed the view that successful development of the projects is not likely based on results achieved to date.

The recoupment of costs carried forward in relation to areas of interest in the exploration and evaluation phases is dependent on the successful development and commercial exploitation or sale of the respective areas.

12. TRADE AND OTHER PAYABLES

	Consolidated	
	2024	2023
	\$	\$
Current		
Trade payables	30,909	376,289
Accruals	<u>18,000</u>	<u>16,000</u>
	<u>48,909</u>	<u>392,289</u>

Trade and other payables represent liabilities for goods and services provided to the Group prior to the end of the financial period which are unpaid. The amounts are unsecured and are usually paid within 30 days of recognition.

LORD RESOURCES LIMITED
NOTES TO THE FINANCIAL STATEMENTS
FOR THE YEAR ENDED 30 JUNE 2024

13. LEASE LIABILITIES

	Consolidated	
	2024	2023
	\$	\$
Current liability	36,900	37,943
Non-current liability	70,135	111,492
	<u>107,035</u>	<u>149,435</u>

The Company has an office lease at Level 2, 10 Outram Street, West Perth WA 6005, which has been included in the Right of use assets (refer to Note 10).

14. ISSUED CAPITAL

(a) Issued capital

Fully paid ordinary shares carry one vote per share and carry the right to dividends.

(b) Movements in share capital

	2024	2023	2024	2023
	Number	Number	\$	\$
Balance at beginning of year	43,099,621	38,392,121	18,281,226	17,370,995
Shares issued on conversion of options	-	7,500	-	1,875
Shares issued for acquisition of the Jingjing Lithium Project	-	900,000	-	180,000
Shares issued during period on conversion of performance rights	-	3,800,000	-	729,600
Share placement at an issue price of \$0.05	30,000,000	-	1,500,000	-
Transaction costs arising from issue of securities	-	-	(165,331)	(1,244)
Balance at end of year	<u>73,099,621</u>	<u>43,099,621</u>	<u>19,615,895</u>	<u>18,281,226</u>

(c) Share options

Options to subscribe for ordinary shares in the capital of the Company have been granted as follows:

2024

Exercise Period	Exercise Price	Opening Balance 1 July 2023	Options Issued 2023/2024	Options Exercised / Expired 2023/2024	Closing Balance 30 June 2024
		Number	Number	Number	Number
On or before 28 March 2027	\$0.25	12,000,000	-	-	12,000,000
On or before 31 May 2025	\$0.25	800,000	-	-	800,000
On or before 30 June 2025	\$0.30	1,850,000	-	-	1,850,000
On or before 31 January 2027	\$0.25	19,438,560	-	-	19,438,560
On or before 15 June 2027 (i) (ii)	\$0.10	-	31,200,000	-	31,200,000
On or before 15 June 2027 (ii)	\$0.12	-	5,000,000	-	5,000,000
Total		<u>34,088,560</u>	<u>36,200,000</u>	<u>-</u>	<u>70,288,560</u>

- (i) In June 2024, the Company allotted 15,000,000 free attaching options to sophisticated and professional investors who participated in a capital raising of 30,000,000 fully paid shares at an issue price of \$0.05 each to raise \$1.5 million. Following shareholder approval received at the general meeting of shareholders held on 20 June 2024, a total of 8,700,000 options were issued to the directors, Mr Egerton-Warburton (4,000,000 options), Mr Lloyd (3,200,000 options) and Mr Swallow (1,500,000 options). The Company also issued a further 2,500,000 options, on the same terms to technical staff and consultants. Refer to Note 18 (a) for further details relating to the valuation of options issued to directors, technical staff and consultants.

LORD RESOURCES LIMITED
NOTES TO THE FINANCIAL STATEMENTS
FOR THE YEAR ENDED 30 JUNE 2024

14. ISSUED CAPITAL (continued)

(c) Share options (continued)

- (i) Bell Potter Securities Pty Ltd ('Bell Potter') was appointed Lead Manager for the capital raising undertaken by the Company in May and June 2024 and as compensation, Bell Potter (or its nominees) were issued 5,000,000 options exercisable at \$0.10, expiring 15 June 2027 and 5,000,000 options exercisable at \$0.12, expiring 15 June 2027.

2023

Exercise Period	Exercise Price	Opening Balance 1 July 2022 Number	Options Issued 2022/2023 Number	Options Exercised / Expired 2022/2023 Number	Closing Balance 30 June 2023 Number
On or before 28 March 2027	\$0.25	12,000,000	-	-	12,000,000
On or before 31 May 2025	\$0.25	800,000	-	-	800,000
On or before 30 June 2025 (i)	\$0.30	-	1,850,000	-	1,850,000
On or before 31 January 2027 (ii)	\$0.25	-	19,446,060	(7,500)	19,438,560
Total		12,800,000	21,296,060	(7,500)	34,088,560

- (i) In July 2022, the Company allotted 1,850,000 options for the provision of corporate advisory and investor relations services. Refer to Note 18 (a) for further details relating to the valuation of these options.
- (ii) In September 2022, the Company completed a pro-rata non-renounceable entitlement offer offered on the basis of one option for every two Shares held at an issue price of \$0.01 per option. The Company issued 19,196,060 options and total funds raised from the Offer was \$191,960 (before costs). In November 2022, the Company also issued 250,000 options to an employee as part of his remuneration package. 7,500 options were exercised during the year. Refer to Note 18 (a) for further details relating to the valuation of these options.

(d) Performance rights

Performance rights in the capital of the Company have been granted as follows:

2024

Grant Date	Expiry Date	Opening Balance 1 July 2023 Number	Rights Issued 2023/2024 Number	Rights Exercised / Expired 2023/2024 Number	Closing Balance 30 June 2024 Number
4 November 2022	30 June 2027	450,000	-	-	450,000
Total		450,000	-	-	450,000

2023

Grant Date	Expiry Date	Opening Balance 1 July 2022 Number	Rights Issued 2022/2023 Number	Rights Exercised / Expired 2022/2023 Number	Closing Balance 30 June 2023 Number
20 December 2021 (i)	20 December 2026	3,800,000	-	(3,800,000)	-
4 November 2022 (ii)	30 June 2027	-	450,000	-	450,000
Total		3,800,000	450,000	(3,800,000)	450,000

- (i) In May 2023, the Company issued 3.8 million shares to the directors of the Company arising from the conversion of 3.8 million performance rights, which vested upon the completion of the 12-month anniversary of the Company's IPO (7 April 2023) and the Company's shares achieving a volume weighted average price per share of 25% greater (\$0.25) than the Company's IPO subscription price (\$0.20), calculated over any 20 consecutive trading days on which the Shares are recorded on ASX. Refer to Note 18 (b) for further details.

LORD RESOURCES LIMITED
NOTES TO THE FINANCIAL STATEMENTS
FOR THE YEAR ENDED 30 JUNE 2024

14. ISSUED CAPITAL (continued)

(d) Performance rights (continued)

- (ii) In November 2022, the Company issued 450,000 performance rights with an expiry date of 30 June 2027 to an employee. 100,000 Performance Rights will vest and become exercisable upon the continuous employment of the Employee for a period of 24 months from 1 July 2022, 150,000 Performance Rights will vest and become exercisable upon the continuous employment of the Employee for a period of 36 months from 1 July 2022 and 200,000 Performance Rights will vest and become exercisable upon the continuous employment of the Employee for a period of 48 months from 1 July 2022. Refer to Note 18 (b) for further details.

15. RESERVES

	Consolidated	
	2024	2023
	\$	\$
Share-based payments reserve (a)	2,218,160	1,833,860
Option reserve (b)	149,907	149,907
Total	<u>2,368,067</u>	<u>1,983,767</u>

(a) Share-based payments reserve

The share-based payments reserve represents the value of equity benefits provided to employees and Directors as part of their remuneration, and other parties as part of their compensation for services, or for the acquisition of projects.

	Consolidated	
	2024	2023
	\$	\$
Opening balance	1,833,860	1,829,851
Fair value of performance rights issued	-	430,709
Fair value of options issued to directors, consultants and employees	245,800	302,900
Fair value of options issued to Lead Manager	138,500	-
Shares issued on conversion of performance rights by directors	-	(729,600)
Balance at end of year	<u>2,218,160</u>	<u>1,833,860</u>

(b) Option reserve

The options reserve represents amounts received in consideration for the issue of options to subscribe for ordinary shares in the Company.

	Consolidated	
	2024	2023
	\$	\$
Opening balance	149,907	-
Proceeds received from issue of options	-	149,907
Balance at end of year	<u>149,907</u>	<u>149,907</u>

In September 2022, the Company completed a pro-rata non-renounceable entitlement offer offered on the basis of one option) for every two Shares held at an issue price of \$0.01 per new option. The Company issued 19,196,060 options (ASX: LRDO) and total funds raised was \$191,960 (before costs of \$42,053). These options are exercisable at \$0.25 on or before 31 January 2027.

16. ACCUMULATED LOSSES

	Consolidated	
	2024	2023
	\$	\$
Accumulated losses at the beginning of the year	(16,502,685)	(14,084,981)
Loss for the year	(2,131,840)	(2,417,704)
Accumulated losses at the end of the year	<u>(18,634,525)</u>	<u>(16,502,685)</u>

LORD RESOURCES LIMITED
NOTES TO THE FINANCIAL STATEMENTS
FOR THE YEAR ENDED 30 JUNE 2024

17. LOSS PER SHARE

	Consolidated	
	2024	2023
	\$	\$
Basic loss per share (cents per share)	(4.7)	(6.2)
Net loss after income tax attributable to members of the Company	(2,131,840)	(2,417,704)
	Number	Number
Weighted average number of shares on issue during the financial year used in the calculation of basic loss per share	45,154,266	39,044,155
Effect of dilution	-	-
Weighted average number of ordinary shares for diluted loss per share	45,154,266	39,044,155

Effect of Dilutive Securities - Share Options

The Company has 70,288,560 options at 30 June 2024 (30 June 2023: 34,088,560). Options are considered to be potential ordinary shares. However, in periods of a net loss, share options are anti-dilutive, as their exercise will not result in lower earnings per share. The options have therefore not been included in the determination of diluted loss per share.

18. SHARE-BASED PAYMENTS

Securities Incentive Plans

On 4 February 2022, the Company adopted an employee incentive scheme titled "Employee Securities Incentive Plan" (**Plan**). The Plan is required to be renewed by shareholder approval every three years. The Plan is designed to provide incentives, assist in the recruitment, reward and retention of employees and provide opportunities for employees (both present and future) to participate directly in the equity of the Company. The Plans generally allow the Company to set the terms and conditions of each grant, subject to compliance with the overall framework of the Plans, ASX Listing Rules and any other applicable regulations.

Non-plan-based payments

The Company also makes share-based payments to Directors, consultants and/or service providers from time to time, not under any specific plan.

The expense recognised in the Statement of Comprehensive Income in relation to share-based payments is \$245,800 (30 June 2023: \$733,609), relating to performance rights and options. In addition, a share-based payment expense of \$138,500, being the value of options issued to the lead manager as consideration for lead manager services provided for the share placement conducted during the year, has been included in transaction costs and applied against issued capital.

The following tables illustrates the number and weighted average exercise prices of and movements in share options and performance rights issued during the year:

LORD RESOURCES LIMITED
NOTES TO THE FINANCIAL STATEMENTS
FOR THE YEAR ENDED 30 JUNE 2024

18. SHARE-BASED PAYMENTS

(a) Options

	2024 Number	2024 Weighted average exercise price	2023 Number	2023 Weighted average exercise price
Outstanding at the beginning of the year	14,900,000	\$0.256	12,800,000	\$0.25
Issued during the year	11,200,000	\$0.10	2,100,000	\$0.294
Exercised during the year	-	-	-	-
Forfeited / lapsed during the year	-	-	-	-
Outstanding at the end of the year	26,100,000	\$0.189	14,900,000	\$0.256
Exercisable at the end of the year	26,100,000	\$0.189	14,900,000	\$0.256

Refer to Note 14 (c) for details of the movement in options during the years ended 30 June 2024 and 30 June 2023.

Assumptions used in valuing the options issued during 2023 and 2024 are as follows:

2024

Number of Options	Grant Date	Expiry Date	Fair value per option	Exercise price	Price of shares on grant date	Expected Volatility	Risk free interest rate	Dividend yield
11,200,000	21 Jun 2024	15 Jun 2027	\$0.019	\$0.10	\$0.048	85%	4.35%	-

2023

Number of Options	Grant Date	Expiry Date	Fair value per option	Exercise price	Price of shares on grant date	Expected Volatility	Risk free interest rate	Dividend yield
1,850,000	19 Jul 2022	30 Jun 2025	\$0.1220	\$0.30	\$0.195	118%	1.35%	-
250,000	4 Nov 2022	31 Jan 2027	\$0.1768	\$0.25	\$0.22	123%	0.85%	-

(b) Performance rights

	2024 Number	2023 Number
Outstanding at the beginning of the year	450,000	3,800,000
Issued during the year	-	450,000
Exercised during the year	-	(3,800,000)
Forfeited / lapsed during the year	-	-
Outstanding at the end of the year	450,000	450,000
Vested at the end of the year	-	-

In December 2021, the Company issued a total of 3.8 million performance rights with an expiry date of 20 December 2026 as part of the remuneration packages of the Board, pursuant to shareholder approval received on 15 December 2021.

LORD RESOURCES LIMITED
NOTES TO THE FINANCIAL STATEMENTS
FOR THE YEAR ENDED 30 JUNE 2024

18. SHARE-BASED PAYMENTS (continued)

(b) Performance rights (continued)

In May 2023, the Company issued 3.8 million shares to the directors of the Company arising from the conversion of 3.8 million performance rights, which vested upon the completion of the 12 -month anniversary of the Company's IPO (7 April 2023) and the Company's shares achieving a volume weighted average price per share of 25% greater (\$0.25) than the Company's IPO subscription price (\$0.20), calculated over any 20 consecutive trading days on which the Shares are recorded on ASX.

In November 2022, the Company issued 450,000 performance rights with an expiry date of 30 June 2027 to an employee. 100,000 Performance Rights will vest and become exercisable upon the continuous employment of the Employee for a period of 24 months from 1 July 2022, 150,000 Performance Rights will vest and become exercisable upon the continuous employment of the Employee for a period of 36 months from 1 July 2022 and 200,000 Performance Rights will vest and become exercisable upon the continuous employment of the Employee for a period of 48 months from 1 July 2022.

The following table lists the inputs to the model used for the years ended 30 June 2024 and 30 June 2023.

Performance Rights	2023 Employee
Number	450,000
Volatility	123%
Risk-free interest rate	0.85%
Expected life of Rights	5 years
Exercise price	Nil
Share price at grant date	\$0.22
Fair value per Right	\$0.22

19. NOTES TO THE STATEMENT OF CASH FLOWS

(a) Reconciliation of cash and cash equivalents

For the purposes of the statement of cash flows, cash and cash equivalents consists of cash at bank and in hand and short-term deposits with an original maturity of three months or less, net of outstanding bank overdrafts.

	Consolidated	
	2024	2023
	\$	\$
Cash at bank	1,880,662	2,578,783
	<u>1,880,662</u>	<u>2,578,783</u>

(b) Reconciliation of loss after tax to net cash outflows from operating activities

	Consolidated	
	2024	2023
	\$	\$
Loss after income tax	(2,131,840)	(2,417,704)
Depreciation and amortisation	45,289	48,955
Share-based payments expense	245,800	733,609
Impairment - Acquisition costs - exploration	-	46,143
(Increase) / decrease in assets		
Trade and other receivables	31,735	(16,209)
Prepayments	(1,662)	(2,160)
Increase / (decrease) in liabilities		
Trade and other payables	(353,093)	234,782
Provisions	2,186	5,179
Net cash outflows from operating activities	<u>(2,161,585)</u>	<u>(1,367,405)</u>

LORD RESOURCES LIMITED
NOTES TO THE FINANCIAL STATEMENTS
FOR THE YEAR ENDED 30 JUNE 2024

20. COMMITMENTS AND CONTINGENCIES

(a) Commitments

In order to maintain current contractual rights concerning its mineral projects, the Group has certain commitments to meet minimum expenditure requirements on the mineral exploration assets in which it has an interest.

The current annual minimum lease expenditure commitments on tenements wholly owned by the Group are \$152,000 (2023: \$127,000).

If the Group decides to relinquish certain leases and/or does not meet these obligations, assets recognised in the balance sheet may require review to determine the appropriateness of carrying values. The sale, transfer, or farm-out of exploration rights to third parties will reduce or extinguish these obligations.

(b) Contingent liabilities

The Group does not have any contingent liabilities at balance date other than as below:

In accordance with the agreement to acquire Tailflower Pty Ltd, the following deferred consideration may become payable in future periods with respect to the Jarama Gold Project, Cambridge Nickel Copper Project, Gabyon Gold Project and the Horse Rocks Lithium (Tenements):

- A 2% Gross Value Royalty (GVR) is payable for all minerals, metals and products recovered and sold from within the boundaries of the Tenements comprising the Projects.

In accordance with the agreement to acquire the Jingjing Lithium Project, a 0.5% Net Smelter Return ('NSR') royalty is payable on minerals produced from the tenements comprising the Jingjing Lithium Project.

The directors cannot predict whether the achievement of the above milestone is probable at balance date. As a result, no value has been recorded for this deferred consideration.

21. FINANCIAL RISK MANAGEMENT AND FINANCIAL INSTRUMENTS

Overview

The activities of the Company expose it to a variety of financial risks, including:

- market risk;
- credit risk; and
- liquidity and capital risks.

The Company's overall risk management program focuses on the unpredictability of financial markets and seeks to minimise potential adverse effects on the financial performance of the business. Lord will use different methods to measure different types of risk to which it is exposed. These methods include sensitivity analysis in the case of interest rate, foreign exchange and other price risks and ageing analysis for credit risk.

This note presents information about the Company's exposure to each of the above risks, their objectives, policies and processes for measuring and managing risk, and the management of capital.

The Board of Directors has overall responsibility for the establishment and oversight of the risk management framework. Management monitors and manages the financial risks relating to the operations of the Company through regular reviews of the risks.

(a) Market risk

(i) Foreign exchange risk

Foreign exchange risk arises from future commercial transactions and recognised assets and liabilities that are denominated in a currency that is not the entity's functional currency. The Australian dollar is the reporting currency for the Group and the functional currency for the parent company. At period end, the Group did not have any foreign exchange risk that was material to the Group.

(ii) Interest rate risk

The Group is exposed to movements in market interest rates on short term deposits.

LORD RESOURCES LIMITED
NOTES TO THE FINANCIAL STATEMENTS
FOR THE YEAR ENDED 30 JUNE 2024

21. FINANCIAL RISK MANAGEMENT AND FINANCIAL INSTRUMENTS (continued)

The Group's exposure to interest rate risk and the effective weighted average interest rate for each class of financial assets and financial liabilities is set out in the following table:

	Note	Floating interest rate	Fixed interest rate	Non- interest bearing	Total	Weighted average interest rate %
		\$	\$	\$	\$	
2024						
Financial assets						
Cash and cash equivalents	19(a)	1,880,662	-	-	1,880,662	1.24
Trade and other receivables	7	-	-	42,843	42,843	
		1,880,662	-	42,843	1,923,525	
Financial liabilities						
Trade and other payables	12	-	-	48,909	48,909	
Lease liabilities – current	13	-	36,900	-	36,900	
Lease liabilities – non- current	13	-	70,135	-	70,135	
		-	107,035	48,909	155,944	
	Note	Floating interest rate	Fixed interest rate	Non- interest bearing	Total	Weighted average interest rate %
		\$	\$	\$	\$	
2023						
Financial assets						
Cash and cash equivalents	19(a)	2,578,783	-	-	2,578,783	0.95
Trade and other receivables	7	-	-	91,615	91,615	
		2,578,783	-	91,615	2,670,398	
Financial liabilities						
Trade and other payables	12	-	-	392,289	392,289	
Lease liabilities – current	13	-	37,943	-	37,943	
Lease liabilities – non- current	13	-	111,492	-	111,492	
		-	149,435	392,289	541,724	

Cash flow sensitivity analysis for variable rate instruments

A change of 100 basis points in interest rates at the reporting date would have increased (decreased) equity and profit or loss by the amounts shown below, where interest is applicable. This analysis assumes that all other variables remain constant. The analysis is performed on the same basis for 2023.

Consolidated	Profit or (Loss)		Equity	
	100bp increase \$	100bp decrease \$	100bp increase \$	100bp decrease \$
30 June 2024				
Variable rate instruments	14,856	(14,856)	14,856	(14,856)
Cash flow sensitivity (net)	14,856	(14,856)	14,856	(14,856)
30 June 2023				
Variable rate instruments	32,940	(32,940)	32,940	(32,940)
Cash flow sensitivity (net)	32,940	(32,940)	32,940	(32,940)

LORD RESOURCES LIMITED
NOTES TO THE FINANCIAL STATEMENTS
FOR THE YEAR ENDED 30 JUNE 2024

21. FINANCIAL RISK MANAGEMENT AND FINANCIAL INSTRUMENTS (continued)

Financial assets

Trade receivables from other entities are carried at nominal amounts less any allowance for doubtful debts. Other receivables are carried at nominal amounts due. Interest is recorded as income on an accruals basis.

Financial liabilities

Liabilities are recognised for amounts to be paid in the future for goods and services received, whether or not billed to the Group.

Net fair value of financial assets and liabilities

The carrying amount of financial assets and liabilities approximates fair value because of their short-term maturity.

(iii) Commodity price risk

As Lord explores for a variety of minerals including lithium, gold, nickel, copper and cobalt, it will be exposed to the risks of fluctuation in prices for those minerals. The market for all of these minerals has a history of volatility, moving not only with the standard forces of supply and demand, but also in the case of gold, to investment and disinvestment. Prices fluctuate widely in response to changing levels of supply and demand but, in the long run, prices are related to the marginal cost of supply.

(b) Credit risk

Credit risk is the risk of financial loss to the Group if a customer or counterparty to a financial instrument fails to meet its contractual obligations, and arises principally from the Group's receivables from customers and cash and investment deposits. The Group has adopted the policy of only dealing with credit worthy counterparties and obtaining sufficient collateral or other security where appropriate, as a means of mitigating the risk of financial loss from defaults.

The main risks the Group is exposed to through its financial instruments are the depository banking institution itself, holding the funds, and interest rates. The Group does not have significant exposure to any single counterparty or any group of counterparties having similar characteristics.

The carrying amount of financial assets recorded in the financial statements, net of any provisions for losses, represents the Group's maximum exposure to credit risk.

The Company and Group have established an allowance for impairment that represents their estimate of incurred losses in respect of other receivables and investments. The main components of this allowance are a specific loss component that relates to individually significant exposures. The management does not expect any counterparty to fail to meet its obligations.

(c) Liquidity and capital risk

The Group's total capital is defined as the shareholders' net equity plus any net debt. The objectives when managing the Company's capital is to safeguard the business as a going concern, to maximise returns to shareholders and to maintain an optimal capital structure in order to reduce the cost of capital.

The Group does not have a target debt / equity ratio but has a policy of maintaining a flexible financing structure so as to be able to take advantage of investment opportunities when they arise. There are no externally imposed capital requirements. Whilst the Group is in an exploration phase, it is unlikely to operate with debt capital, although this may change as projects become more advanced.

There have been no changes in the strategy adopted by management to control the capital of the Group since the prior year.

Liquidity risk is the risk that the Group will not be able to meet its financial obligations as they fall due. The Group's approach to managing liquidity is to ensure, as far as possible, that it will always have sufficient liquidity to meet its liabilities when due, under both normal and stressed conditions, without incurring unacceptable losses or risking damage to the Group's reputation.

The Group manages liquidity risk by maintaining adequate reserves by continuously monitoring forecast and actual cash flows.

If the Company anticipates a need to raise additional capital in the next 12 months to meet forecasted operational activities, then the decision on how the Company will raise future capital will depend on market conditions existing at that time.

LORD RESOURCES LIMITED
NOTES TO THE FINANCIAL STATEMENTS
FOR THE YEAR ENDED 30 JUNE 2024

21. FINANCIAL RISK MANAGEMENT AND FINANCIAL INSTRUMENTS (continued)

Typically, the Group ensures that it has sufficient cash on demand to meet expected operational expenses for a period of 60 days, including the servicing of financial obligations. This excludes the potential impact of extreme circumstances that cannot reasonably be predicted, such as natural disasters.

22. INVESTMENT IN CONTROLLED ENTITIES

(a) Particulars in relation to subsidiaries

Entity	Country of incorporation	Equity holding 2024 %	Equity holding 2023 %	Class of Shares
Parent Entity				
Lord Resources Limited				
Subsidiaries				
Tailflower Pty Ltd	Australia	100	100	Ord

(b) Risk exposure

Refer to Note 21 for information on the Group's and parent entity's exposure to credit, foreign exchange and interest rate risk.

23. SEGMENT REPORTING

The directors have considered the requirements of AASB 8 - Operating Segments and the internal reports that are reviewed by the chief operating decision maker (the Board) in allocating resources and have concluded that there are no separate identifiable business segments. The operations and assets of Lord Resources Limited and its controlled entities are employed in exploration activities relating to minerals in Australia.

24. PARENT ENTITY DISCLOSURES

(a) Summary financial information

Financial Position

	2024 \$	2023 \$
Assets		
Current assets	1,872,930	2,134,564
Non-current assets	1,638,283	1,821,034
Total assets	<u>3,511,213</u>	<u>3,955,598</u>
Liabilities		
Current liabilities	91,641	81,798
Non-current liabilities	70,135	111,492
Total liabilities	<u>161,776</u>	<u>193,290</u>
Net assets / (liabilities)	<u>3,349,437</u>	<u>3,762,308</u>
Equity		
Issued capital	19,615,895	18,281,226
Share-based payment reserve	2,368,067	1,983,767
Accumulated losses	(18,634,525)	(16,502,685)
Total equity	<u>3,349,437</u>	<u>3,762,308</u>

LORD RESOURCES LIMITED
NOTES TO THE FINANCIAL STATEMENTS
FOR THE YEAR ENDED 30 JUNE 2024

24. PARENT ENTITY DISCLOSURES (continued)

(a) Summary financial information (continued)

Financial performance

	2024	2023
	\$	\$
Loss for the year after income tax	(2,131,840)	(2,417,704)
Other comprehensive income	-	-
Total comprehensive loss	<u>(2,131,840)</u>	<u>(2,417,704)</u>

(b) Guarantees entered into by the parent entity in relation to the debts of its subsidiary

Lord Resources Limited has not entered into any guarantees in relation to the debts of its subsidiary.

(c) Contingent liabilities of the parent

The parent entity did not have any contingent liabilities as at 30 June 2024 or 30 June 2023 other than as disclosed in Note 20 (b).

(d) Contractual commitments for the acquisition of property, plant or equipment

As at 30 June 2024 (30 June 2023 - \$Nil), the parent entity did not have any contractual commitments for the acquisition of property, plant or equipment.

25. EVENTS SUBSEQUENT TO BALANCE DATE

No matter or circumstance has arisen which has significantly affected, or may significantly affect, the operations of the Group, the results of those operations or the state of affairs of the Group in subsequent financial years.

LORD RESOURCES LIMITED
CONSOLIDATED ENTITY DISCLOSURE STATEMENT
AS AT 30 JUNE 2024

Basis of Preparation

This Consolidated Entity Disclosure Statement (CEDS) has been prepared in accordance with the *Corporations Act 2001*. It includes certain information for each entity that was part of the Group at the end of the financial year.

Determination of Tax Residency

Section 295 (3A) of the Corporation Acts 2001 defines tax residency as having the meaning in the Income Tax Assessment Act 1997. The determination of tax residency involves judgment as there are currently several different interpretations that could be adopted, and which could give rise to a different conclusion on residency.

In determining tax residency, the Group has applied the following interpretations:

Australian tax residency

The Group has applied current legislation and judicial precedent, including having regard to the Tax Commissioner's public guidance in Tax Ruling TR 2018/5.

Foreign tax residency

Where necessary, the Group has used independent tax advisers in foreign jurisdictions to assist in determining tax residency and ensure compliance with applicable foreign tax legislation.

Partnerships and Trusts

Australian tax law does not contain specific residency tests for partnerships and trusts. Generally, these entities are taxed on a flow-through basis, so there is no need for a general residence test. Some provisions treat trusts as residents for certain purposes, but this does not mean the trust itself is an entity that is subject to tax.

Details of entities within the consolidated group

Name of Entity	Type of Entity	Trustee, partner or participant in joint venture	Country of incorporation	% of share capital held	Australian resident or foreign resident (for tax purposes)	Foreign tax jurisdiction of foreign residents
Lord Resources Limited	Body Corporate	N/A	Australia	N/A	Australian	N/A
Tailflower Pty Ltd	Body Corporate	N/A	Australia	100	Australian	N/A

LORD RESOURCES LIMITED DIRECTORS' DECLARATION

In the opinion of the Directors of Lord Resources Limited:

- (a) The accompanying financial statements and notes are in accordance with the Corporations Act 2001 including:
 - (i) giving a true and fair view of the Group's financial position as at 30 June 2024 and of its performance for the year then ended; and
 - (ii) complying with Accounting Standards, the Corporations Regulations 2001, professional reporting requirements and other mandatory requirements.
- (b) There are reasonable grounds to believe that the Company will be able to pay its debts as and when they become due and payable.
- (c) The financial statements and notes thereto are in accordance with International Financial Reporting Standards issued by the International Accounting Standards Board.
- (d) The information disclosed in the attached Consolidated Entity Disclosure Statement is true and correct.

This declaration has been made after receiving the declarations required to be made to the directors in accordance with section 295A of the Corporations Act 2001 for the financial year ended 30 June 2024.

Signed in accordance with a resolution of the Directors made pursuant to s 295(5) of the Corporations Act 2001.

On behalf of the Board.



PAUL LLOYD
Chairman

Dated this 13th day of September 2024
Perth, Western Australia

INDEPENDENT AUDITOR'S REPORT

To the Members of Lord Resources Limited

Report on the Audit of the Financial Report*Opinion*

We have audited the financial report of Lord Resources Limited ("the Company") and its controlled entities ("the Group"), which comprises the consolidated statement of financial position as at 30 June 2024, the consolidated statement of comprehensive income, the consolidated statement of changes in equity and the consolidated statement of cash flows for the year then ended, notes to the financial statements, including material accounting policy information, the consolidated entity disclosure statement and the directors' declaration.

In our opinion, the accompanying financial report of the Group is in accordance with the *Corporations Act 2001*, including:

- (a) giving a true and fair view of the Group's financial position as at 30 June 2024 and of its financial performance for the year then ended; and
- (b) complying with Australian Accounting Standards and the *Corporations Regulations 2001*.

Basis for Opinion

We conducted our audit in accordance with Australian Auditing Standards. Our responsibilities under those standards are further described in the *Auditor's Responsibilities for the Audit of the Financial Report* section of our report. We are independent of the Group in accordance with the auditor independence requirements of the *Corporations Act 2001* and the ethical requirements of the Accounting Professional and Ethical Standards Board's APES 110 *Code of Ethics for Professional Accountants (including Independence Standards)* ("the Code") that are relevant to our audit of the financial report in Australia. We have also fulfilled our other ethical responsibilities in accordance with the Code.

We believe that the audit evidence we have obtained is sufficient and appropriate to provide a basis for our opinion.

Material Uncertainty Related to Going Concern

We draw attention to Note 2 (a) in the financial report, which indicates that a material uncertainty exists that may cast significant doubt on the Group's ability to continue as a going concern. Our opinion is not modified in respect of this matter.

Key Audit Matters

Key audit matters are those matters that, in our professional judgement, were of most significance in our audit of the financial report of the current period. These matters were addressed in the context of our audit of the financial report as a whole, and in forming our opinion thereon, and we do not provide a separate opinion on these matters.

hlb.com.au

HLB Mann Judd ABN 22 193 232 714

A Western Australian Partnership

Level 4, 130 Stirling Street, Perth WA 6000 / PO Box 8124 Perth BC WA 6849

T: +61 (0)8 9227 7500 **E:** mailbox@hlbwa.com.au

Liability limited by a scheme approved under Professional Standards Legislation.

HLB Mann Judd is a member of HLB International, the global advisory and accounting network.

In addition to the matter described in the *Material Uncertainty Related to Going Concern* section, we have determined the matters described below to be the key audit matters to be communicated in our report.

Key Audit Matter	How our audit addressed the key audit matter
Exploration and evaluation expenditure (Note 11 in the financial report)	
<p>The Group has capitalised acquisition costs in relation to exploration and evaluation expenditure of \$1,454,061 as at 30 June 2024.</p> <p>Our audit procedures determined that capitalised exploration and evaluation expenditure was a key audit matter as it was an area which required a significant amount of audit effort and communication with those charged with governance and was determined to be of key importance to the users of the financial statements.</p>	<p>Our procedures included but were not limited to the following:</p> <ul style="list-style-type: none"> • We obtained an understanding of the key processes associated with management's review of the carrying value of the capitalised exploration and evaluation expenditure; • We considered the Directors' assessment of potential indicators of impairment; • We obtained evidence that the Group has current rights to tenure of its areas of interest; • We examined the exploration budget and discussed with management the nature of planned ongoing activities; and • We examined the disclosures made in the financial report.

Other Information

The directors are responsible for the other information. The other information comprises the information included in the Group's annual report for the year ended 30 June 2024 but does not include the financial report and our auditor's report thereon.

Our opinion on the financial report does not cover the other information and accordingly we do not express any form of assurance conclusion thereon.

In connection with our audit of the financial report, our responsibility is to read the other information and, in doing so, consider whether the other information is materially inconsistent with the financial report, or our knowledge obtained in the audit or otherwise appears to be materially misstated.

If, based on the work we have performed, we conclude that there is a material misstatement of this other information, we are required to report that fact. We have nothing to report in this regard.

Responsibilities of the Directors for the Financial Report

The directors of the Company are responsible for the preparation of:

- (a) the financial report (other than the consolidated entity disclosure statement) that gives a true and fair view in accordance with Australian Accounting Standards and the *Corporations Act 2001*; and
- (b) the consolidated entity disclosure statement that is true and correct in accordance with the *Corporations Act 2001*, and

for such internal control as the directors determine is necessary to enable the preparation of:

- (a) the financial report (other than the consolidated entity disclosure statement) that gives a true and fair view and is free from material misstatement, whether due to fraud or error; and
- (b) the consolidated entity disclosure statement that is true and correct and is free from material misstatement, whether due to fraud or error.

In preparing the financial report, the directors are responsible for assessing the ability of the Group to continue as a going concern, disclosing, as applicable, matters related to going concern and using the going concern basis of accounting unless the directors either intend to liquidate the Group or to cease operations, or have no realistic alternative but to do so.

Auditor's Responsibilities for the Audit of the Financial Report

Our objectives are to obtain reasonable assurance about whether the financial report as a whole is free from material misstatement, whether due to fraud or error, and to issue an auditor's report that includes our opinion. Reasonable assurance is a high level of assurance, but is not a guarantee that an audit conducted in accordance with Australian Auditing Standards will always detect a material misstatement when it exists. Misstatements can arise from fraud or error and are considered material if, individually or in the aggregate, they could reasonably be expected to influence the economic decisions of users taken on the basis of this financial report.

As part of an audit in accordance with the Australian Auditing Standards, we exercise professional judgement and maintain professional scepticism throughout the audit. We also:

- Identify and assess the risks of material misstatement of the financial report, whether due to fraud or error, design and perform audit procedures responsive to those risks, and obtain audit evidence that is sufficient and appropriate to provide a basis for our opinion. The risk of not detecting a material misstatement resulting from fraud is higher than for one resulting from error, as fraud may involve collusion, forgery, intentional omissions, misrepresentations, or the override of internal control.
- Obtain an understanding of internal control relevant to the audit in order to design audit procedures that are appropriate in the circumstances, but not for the purpose of expressing an opinion on the effectiveness of the Group's internal control.
- Evaluate the appropriateness of accounting policies used and the reasonableness of accounting estimates and related disclosures made by the directors.
- Conclude on the appropriateness of the directors' use of the going concern basis of accounting and, based on the audit evidence obtained, whether a material uncertainty exists related to events or conditions that may cast significant doubt on the Group's ability to continue as a going concern. If we conclude that a material uncertainty exists, we are required to draw attention in our auditor's report to the related disclosures in the financial report or, if such disclosures are inadequate, to modify our opinion. Our conclusions are based on the audit evidence obtained up to the date of our auditor's report. However, future events or conditions may cause the Group to cease to continue as a going concern.
- Evaluate the overall presentation, structure and content of the financial report, including the disclosures, and whether the financial report represents the underlying transactions and events in a manner that achieves fair presentation.

We communicate with the directors regarding, among other matters, the planned scope and timing of the audit and significant audit findings, including any significant deficiencies in internal control that we identify during our audit.

We also provide the directors with a statement that we have complied with relevant ethical requirements regarding independence, and to communicate with them all relationships and other matters that may reasonably be thought to bear on our independence, and where applicable, actions taken to eliminate threats or safeguards applied.

From the matters communicated with the directors, we determine those matters that were of most significance in the audit of the financial report of the current period and are therefore the key audit matters. We describe these matters in our auditor's report unless law or regulation precludes public disclosure about the matter or when, in extremely rare circumstances, we determine that a matter should not be communicated in our report because the adverse consequences of doing so would reasonably be expected to outweigh the public interest benefits of such communication.

REPORT ON THE REMUNERATION REPORT

Opinion on the Remuneration Report

We have audited the Remuneration Report included within the Directors' Report for the year ended 30 June 2024.

In our opinion, the Remuneration Report of Lord Resources Limited for the year ended 30 June 2024 complies with Section 300A of the *Corporations Act 2001*.

Responsibilities

The directors of the Company are responsible for the preparation and presentation of the Remuneration Report in accordance with Section 300A of the *Corporations Act 2001*. Our responsibility is to express an opinion on the Remuneration Report, based on our audit conducted in accordance with Australian Auditing Standards.

HLB Mann Judd
HLB Mann Judd
Chartered Accountants

Perth, Western Australia
13 September 2024

Di Giallonardo
Di Giallonardo
Partner

LORD RESOURCES LIMITED SHAREHOLDER INFORMATION

The shareholder information set out below was applicable as at 9 September 2024.

1. Distribution of holders of listed equity securities

Size of holding	Ordinary Shares LRD	% of Shares issued	Listed Options LRDO	% of Options issued
1 - 1,000	308	0.15	23	0.04
1,001 - 5,000	216	0.81	61	1.12
5,001 - 10,000	139	1.60	31	1.17
10,001 - 100,000	265	13.64	92	17.32
100,001 and over	132	83.80	38	80.35
	1,060	100.00	245	100.00

2. Unmarketable parcels

As at 9 September 2024 there were 751 shareholders with unmarketable parcels of shares.

3. Voting rights

The voting rights attaching to ordinary shares are governed by the Constitution. On a show of hands every person present who is a member or representative of a member shall have one vote and on a poll, every member present in person or by proxy or by attorney or duly authorised representative shall have one vote for each share held. None of the options or performance rights have any voting rights.

4. Substantial Shareholders

The Company has not received notification of any substantial shareholders

5. Top 20 shareholders (LRD)

The names of the twenty largest shareholders as at 9 September 2024, who hold 37.80% of the fully paid ordinary shares of the Company were as follows:

	Name of holder	Number of Shares	Percentage held
1	BOTSIS HOLDINGS PTY LTD	2,947,054	4.03%
2	CARJAY INVESTMENTS PTY LTD	1,964,704	2.68%
3	CEDARFIELD HOLDINGS PTY LTD <CEDARFIELD A/C>	1,964,704	2.68%
4	AMBER CLOUD PTY LTD	1,800,000	2.46%
5	MR BARNABY IAN ROBERT EGERTON-WARBURTON	1,700,000	2.32%
6	BEAUMY PTY LTD <ROBERT FROST FAMILY A/C>	1,473,424	2.01%
7	PPB CAPITAL PTY LTD	1,473,424	2.01%
8	PAC PARTNERS SECURITIES PTY LTD	1,458,902	1.99%
9	PAUL GEOFFREY LLOYD	1,300,000	1.78%
10	ADKSK SUPERFUND PTY LTD <ADKSK SUPERFUND A/C>	1,250,000	1.71%
11	ROCK THE POLO PTY LTD <ROCK THE POLO A/C>	1,235,593	1.69%
12	PJ & SL MOYLAN PTY LTD <THE MOYLAN FAMILY S/F A/C>	1,155,000	1.58%
13	MR DANNY ALLEN PAVLOVICH <PAVLOVICH FAMILY SPEC 2 A/C>	1,100,000	1.50%
14	JETOSEA PTY LTD	1,000,000	1.37%
15	PALM BEACH NOMINEES PTY LIMITED	1,000,000	1.37%
16	MR NICHOLAS DERMOTT MCDONALD	1,000,000	1.37%
17	ELEGY PTY LIMITED	982,352	1.34%
18	GREATSIDE HOLDINGS PTY LTD <ADL A/C>	982,352	1.34%
19	MR BENJAMIN JOHN LAIRD <THE SMITHS BEACH A/C>	982,352	1.34%
20	MR RUSSELL STRANGER	900,000	1.23%
		27,669,861	37.80%

**LORD RESOURCES LIMITED
SHAREHOLDER INFORMATION**

6. Top 20 option holders (LRDO)

The names of the twenty largest option holders as at 9 September 2024, who hold 64.99% of the listed options of the Company were as follows:

	Name of holder	Number of Options	Percentage held
1	GOLD GEOLOGICAL CONSULTING PTY LTD	2,790,000	14.35%
2	EVOLUTION CAPITAL ADVISORS PTY LTD	965,000	4.96%
3	MR BLAIR HUGH TOWNSEND	900,000	4.63%
4	MR DANNY ALLEN PAVLOVICH <PAVLOVICH FAMILY SPEC 2 A/C>	850,000	4.37%
5	PAC PARTNERS SECURITIES PTY LTD	729,451	3.75%
6	GOTHA STREET CAPITAL PTY LTD <BLUE SKY NO 2 A/C>	638,259	3.28%
7	EMERGING EQUITIES PTY LTD	594,444	3.06%
8	MR GABRIEL GOVINDA	500,000	2.57%
9	TANGO88 PTY LTD <TANGO88 A/C>	451,312	2.32%
10	MR RUSSELL STRANGER	450,000	2.32%
11	PARANOID ENTERPRISES PTY LTD	450,000	2.32%
12	WHISTLER STREET PTY LTD <WARBURTON DISC A/C>	438,000	2.25%
13	MRS ANGELA JURMAN <THE PJAG INVESTMENT A/C>	437,500	2.25%
14	PATRAS CAPITAL PTE LTD	400,000	2.06%
15	MR PHILLIP LLOYD CARTER <CARTER A/C>	400,000	2.06%
16	MISHTALEM PTY LTD	385,000	1.98%
17	PARANOID ENTERPRISES PTY LTD	362,064	1.86%
18	MRS JANICE ELAINE CHISHOLM	300,000	1.54%
19	DEALACCESS PTY LTD	300,000	1.54%
20	MR BENJAMIN GORDON PRICE	295,250	1.52%
		12,636,280	64.99%

LORD RESOURCES LIMITED SHAREHOLDER INFORMATION

7. Unquoted equity securities

Unquoted equity securities on issue at 9 September 2024 were as follows:

	Number	Exercise Price (cents)	Expiry Date	Number of Holders	Note
Unlisted Options	12,000,000	25	28 March 2027	14	1
Unlisted Options	800,000	25	31 May 2025	3	2
Unlisted Options	1,850,000	30	30 June 2025	7	3
Unlisted Options	31,200,000	10	15 June 2027	32	4
Unlisted Options	5,000,000	12	15 June 2027	5	5
Performance Rights	350,000	-	20 December 2026	1	6

Note 1: Holders of more than 20% of this class of options:

PAC Partners Securities Pty Ltd 4,000,000 options

Cardrona Energy Pty Ltd 2,600,000 options

Note 2: Holders of more than 20% of this class of options:

Georgina Clark 500,000 options.

Angela Jurman <The PJAG Investment A/C> 250,000 options

Note 3: Holders of more than 20% of this class of options:

Joshua Gordon 462,500 options

Note 4: Holders of more than 20% of this class of options:

Nil.

Note 5: Holders of more than 20% of this class of options:

Bell Potter Nominees Ltd 3,287,500 options.

Note 6: Holders of more than 20% of this class of performance rights:

Louie Jordan 350,000 performance rights.

8. Securities subject to escrow

No securities are subject to escrow.

LORD RESOURCES LIMITED
SCHEDULE OF MINERAL CONCESSION INTERESTS

Group mineral concession interests at 9 September 2024

Concession name and type	Registered Holder	File Number	Lord's current equity interest	Maximum equity interest capable of being earned
Location: Australia				
Horse Rocks Project, WA	Tailflower Pty Ltd	E15/1770*	100%	100%
Cambridge Project, WA	Tailflower Pty Ltd	E39/2136 and E39/2195	100%	100%
Jarama Project	Tailflower Pty Ltd	E59/2501	100%	100%
Gabyon Project	Tailflower Pty Ltd	E59/2454	100%	100%
Jingjing Project	Tailflower Pty Ltd	E15/1912 and E63/2240	100%	100%

* In March 2024, the Company entered into a binding farm-in agreement with Mineral Resources Limited (MinRes) on the Horse Rocks Lithium Project.

Under the terms of the agreement, MinRes has the right to acquire an initial 40% legal and beneficial interest in Horse Rocks by funding \$1,000,000 of expenditure within 18 months from the Effective Date subject to conditions.

Looking ahead, MinRes has the option to further increase its stake through Stage 2 and Stage 3 farm-in obligations, demonstrating its confidence in the project's potential.

- Stage 2: A Joint Venture will be created, MinRes can earn a further 30% interest in the Project (total 70%), by funding an additional \$5,000,000 in expenditure within 36 months of the start of Stage 2.
- Stage 3: MinRes can earn a further 15% interest in the Project (total 85%), by funding expenditure through to a Decision to Mine.