

# JUNE 2025 QUARTERLY UPDATE

21 July 2025

ASX Code: AMI





# FORWARD LOOKING STATEMENTS

This presentation has been prepared by Aurelia Metals Limited ('AMI' or the 'Company'). It should not be considered as an offer or invitation to subscribe for or purchase any securities in the Company or as an inducement to make an offer or invitation with respect to those securities. No agreement to subscribe for securities in the Company will be entered into on the basis of this presentation.

This presentation contains forward-looking statements that are not based on historical fact, including those identified by the use of forward-looking terminology containing such words as "believes", "may", "will", "estimates", "continue", "anticipates", "intends", "expects", "should", "schedule", "program", "potential" or the negatives thereof and words of similar import.

AMI cautions that these forward-looking statements are subject to risks and uncertainties that could cause actual events or results to differ materially from those expressed or implied by the statements. The Company believes that the estimates are reasonable but should not be relied upon.

AMI makes no representation, warranty (express or implied), or assurance as to the completeness or accuracy of these projections and, accordingly, expresses no opinion or any other form of assurance regarding them. The Company does not intend to publish updates or revisions of any forward-looking statements included in this document to reflect Aurelia's circumstances after the date hereof or to reflect subsequent market analysis, other than to the extent required by law.

By its very nature, production and exploration for gold and base metals is a high risk business and is not suitable for certain investors. Potential investors should consult their stockbroker or financial advisor. There are a number of risks, both specific to AMI and of a general nature which may affect the future operating and financial performance of AMI and the value of an investment in AMI including and not limited to economic conditions, stock market fluctuations, commodity price movements, regional infrastructure constraints, equipment availability, timing of approvals from relevant authorities, regulatory risks, operational risks, reliance on key personnel and foreign currency fluctuations.

You should not act or refrain from acting in reliance on this presentation material. This presentation does not purport to be all inclusive or to contain all information which its recipients may require in order to make an informed assessment of the Company's prospects. You should conduct your own investigation and perform your own analysis in order to satisfy yourself as to the accuracy and completeness of the information, statements and opinions contained in this presentation before making any investment decision.

## Non-IFRS Financial Information

The Company results are reported under International Financial Reporting Standards (IFRS). This presentation also includes non-IFRS information including EBITDA. The non-IFRS information has not been subject to audit or review by the Company's external auditor and should be used in addition to IFRS information.

**This presentation has been authorised for release to the ASX by the Board of Aurelia Metals.**

**All amounts are expressed in Australian dollars unless stated otherwise.**

# JUNE 2025 QUARTER HIGHLIGHTS



**FY25 production and cost guidance achieved**



**Federation mining ramping up in line with plan**



**Peak mine development exceeded 1,000m/qtr target**



**Cash balance remains strong at \$110M**



# GROUP PRODUCTION AND COSTS

Production and cost guidance achieved for all metrics

Measure	Unit	Sep 24 Qtr	Dec 24 Qtr	Mar 25 Qtr	Jun 25 Qtr	FY25	FY25 Guidance
Gold produced	koz	10.5	11.0	16.6	7.3	45.4 ✓	40 – 50
Copper produced	kt	1.2	0.7	0.5	0.3	2.7 ✓	2.5 – 3.5
Zinc produced	kt	2.3	3.8	3.2	7.5	16.8 ✓	14 – 20
Lead produced	kt	3.1	4.2	3.5	4.9	15.7 ✓	13 – 19
Group Operating Costs <sup>1, 2</sup>	\$M	59.7	42.8	49.9	43.6	195.8 ✓	185 – 220
All-in Sustaining Cost <sup>2</sup>	\$/oz	2,321	1,860	1,593	2,809	2,037	n/a
Sustaining Capital	\$M	6.7	11.5	6.6	8.5	33.4 ✓	25 – 35
Growth Capital	\$M	17.9	19.2	19.3	15.2	71.6 ✓	70 – 80
Exploration	\$M	1.5	2.7	4.2	3.8	12.3 ✓	10 – 15

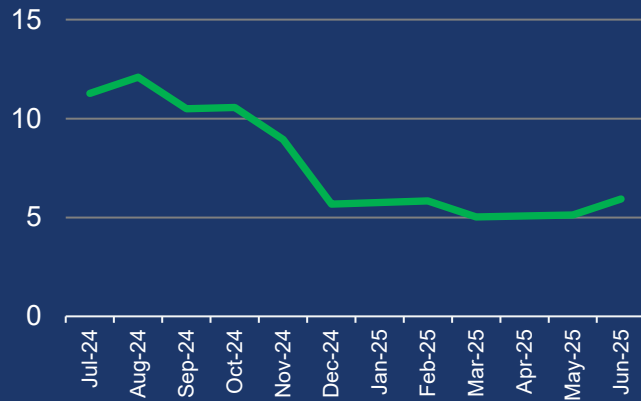
1. Group Operating Cost includes mining, processing, site admin, transport and logistics, TCRCs, royalties, corporate costs and care and maintenance.

2. Group Operating Costs and All-In Sustaining Cost excludes production, by-product revenue and operating costs related to pre-commercial production from Federation.

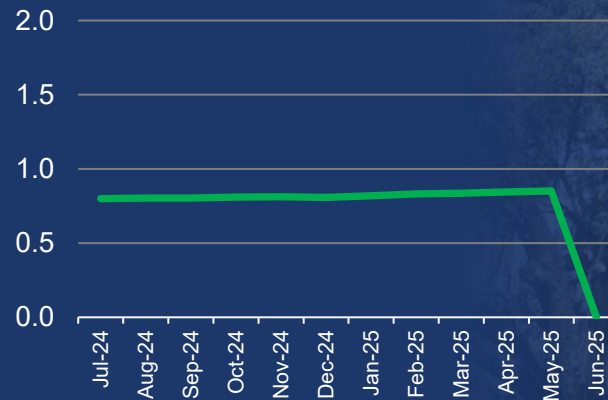
# SUSTAINABILITY

Safeguarding our social licence to operate

Group Total Recordable Injury Frequency Rate (TRIFR) - 12 month moving average



Group Recordable Environmental Incident Frequency Rate (REIFR) - 12 month moving average



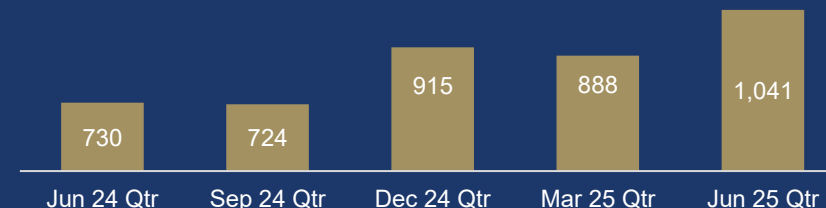


# PEAK

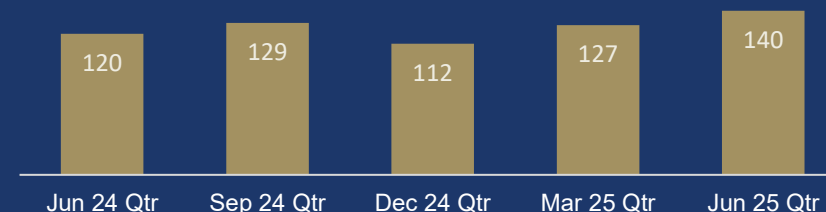
## Productivity improvements remain a key focus

- Ore mining sequence in line with FY25 guidance
- Development of 1,041m was above 1,000m/qtr target
- Work is progressing well to reduce stope ore dilution
- Mining tonnages impacted by operator availability
- Productivity team assembled to focus on unit costs for mining and equipment availability
- Plant recoveries continue to improve for Zinc

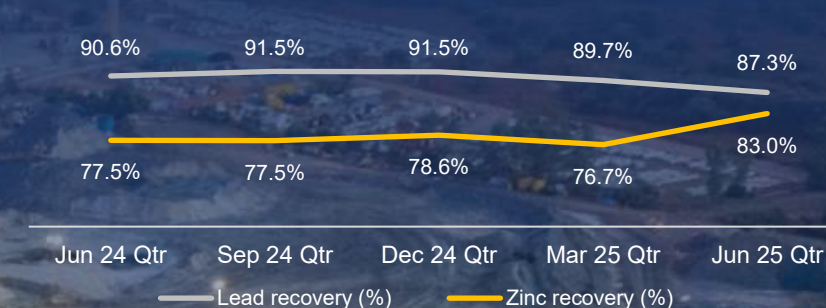
### Development metres



### Mining unit cost / tonne



### Zinc and lead recoveries



# FEDERATION

Development and mining activity ramping up in line with plan

- Mine development increased to 1,134m in the quarter
- Decline development prioritised to provide infill drilling platforms
- Ore mined increased to 53kt for the quarter. Total of 106kt for FY25
- Processed 55kt of ore at Peak in the quarter with continued excellent recoveries
- Growth capital of \$66.4M for FY25 with project within budget





# GREAT COBAR PROJECT UNDERWAY

Development commenced in July 2025



- Jumbo, loader and truck delivered to site
- Services established to decline face
- Recruitment of key roles completed
- Decline development of 2.1km planned for FY26
- Capital guidance of \$20-25M for FY26



# PEAK PLANT PROJECTS

Advancing as planned



*Photo: Thickener in construction in Vietnam*

## (1) Tailings and Process Water Management Project

- Construction of the thickener advancing on schedule

## (2) Tertiary Ball Mill and (3) Materials Handling Projects

- Feasibility Studies being finalised for approval
- Capital estimate below Scoping Study
- Permit application for expanded plant throughput to 1.2Mtpa submitted to the Consent Authority



# EXPLORATION

## Regional programs continue to support organic growth

### Nymagee

- Intersected high-grade Cu and Zn-Pb mineralisation<sup>1</sup>
  - 5.2m (3.8m ETW) @ 3.0% Cu, 5g/t Ag in NMD106 from 132.0m
  - 4.1m (3.2m ETW) @ 9.9% Zn, 5.7% Pb, 0.3% Cu, 78g/t Ag in NMD106 from 292.4m
- Downhole Electromagnetic (DHEM) survey provides targets for future drilling

### Federation West

- Ongoing drilling success justifies further work



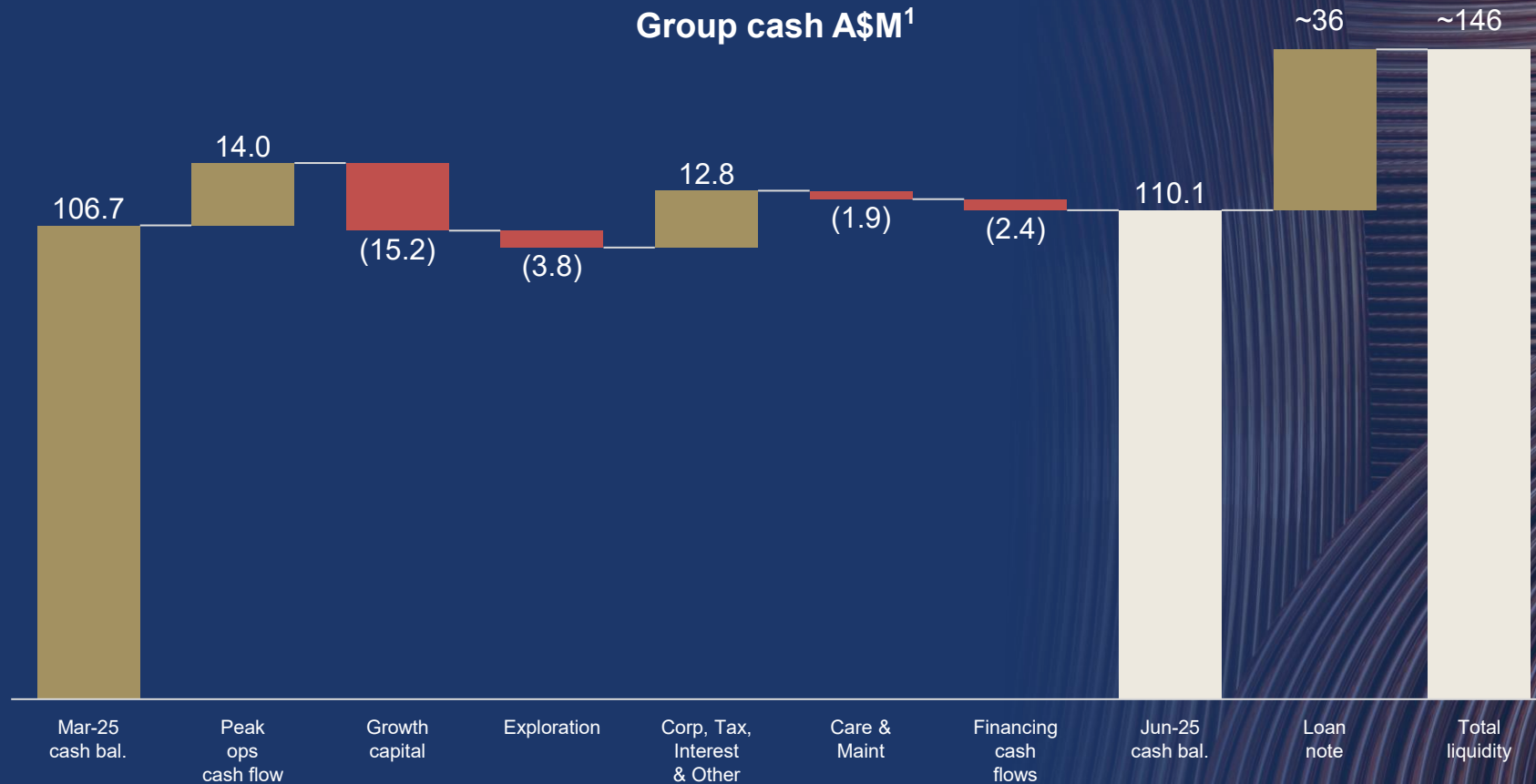
*Photo: Nymagee drill core from drillhole NMD106, between 130.4m and 139.3m showing significant intersections*

1. See ASX announcement dated 18 June 2025 'Nymagee District Exploration Update'.



# BALANCE SHEET

Total liquidity of over \$145M available to fund growth



1. Peak cash flow figures is after sustaining capital expenditure. Total growth capital expenditure of A\$15.2M includes Federation \$10.8M, Great Cobar \$4.3M and Peak expansion study cost \$0.1M, Exploration of A\$3.8M is comprised A\$2.5M at Nymagee and Federation, and A\$1.3M Peak. Corporate, Tax and Other of \$12.8M is comprised of \$2.6M of Corporate cost, \$3.6M inflow from the sale of excess biodiversity credits, \$11.6M of working capital inflow and \$0.1M of net interest and tax paid.



# KEY FOCUS AREAS

Expanding margin, cash flow and developing copper growth options

Disciplined capital allocation to retain strong cash balance quarter on quarter

Safely deliver improved productivity from our operations to maximise cash from assets

Safely ramping up Federation production

Delivery of Great Cobar project milestones

Focus on pipeline of low-cost growth options

Attracting and retaining the right people



# CONTACT

T: +61 7 3180 5000  
E: [office@areliametals.com.au](mailto:office@areliametals.com.au)

Level 10, 10 Felix Street  
BRISBANE QLD 4000

GPO Box 7  
BRISBANE QLD 4001

[areliametals.com](http://areliametals.com)

