



Orion Minerals

²⁹
Cu
Copper

³⁰
Zn
Zinc

²⁸
Ni
Nickel

²⁷
Co
Cobalt

PGE
PGE

⁷⁹
Au
Gold

⁴⁷
Ag
Silver

FUTURE METALS FOR A NEW ERA OF DEMAND

Accelerating Towards Production

Errol Smart / Managing Director and CEO
Presentation / February 2023

ASX: ORN | JSE: ORN
www.orionminerals.com.au

DISCLAIMER



Orion Minerals

This presentation contains summary information about Orion Minerals Ltd and its subsidiaries (Orion or Company) and their activities and is current as at 1 February 2023. The information in this presentation is a general background and does not purport to be complete or provide all information that an investor should consider when making an investment decision.

No representation or warranty, express or implied, is provided in relation to the accuracy or completeness of the information. Statements in this presentation are made only as of the date of this presentation unless otherwise stated and the information in this presentation remains subject to change without notice.

The Company is not responsible for updating, nor undertakes to update, this presentation. It should be read in conjunction with the Company's other periodic and continuous disclosure announcements lodged with the Australian Securities Exchange (ASX), which are available at www.asx.com.au and the Johannesburg Stock Exchange (JSE), which are available at www.jse.co.za.

Certain statements contained in this presentation, including information as to the future financial or operating performance of Orion and its projects, are forward-looking statements. Such forward-looking statements:

- are necessarily based upon a number of estimates and assumptions that, while considered reasonable by Orion Minerals Ltd, are inherently subject to significant technical, business, economic, competitive, political and social uncertainties and contingencies;
- involve known and unknown risks and uncertainties that could cause actual events or results to differ materially from estimated or anticipated events or results reflected in such forward-looking statements; and
- may include, among other things, statements regarding targets, estimates and assumptions in respect of metal production and prices, operating costs and results, capital

expenditures, mineral reserves and mineral resources and anticipated grades and recovery rates, and are or may be based on assumptions and estimates related to future technical, economic, market, political, social and other conditions.

Orion disclaims any intent or obligation to update publicly any forward-looking statements whether as a result of new information, future events or results or otherwise.

The words 'believe', 'expect', 'anticipate', 'indicate', 'contemplate', 'target', 'plan', 'intends', 'continue', 'budget', 'estimate', 'may', 'will', 'schedule' and similar expressions identify forward looking statements.

All forward-looking statements made in this presentation are qualified by the foregoing cautionary statements. Investors are cautioned that forward-looking statements are not guarantees of future performance and accordingly investors are cautioned not to put undue reliance on forward-looking statements due to the inherent uncertainty therein.

All information in respect of Exploration Results and other technical information should be read in conjunction with the relevant ASX announcements released by the Company.

Orion is not aware of any new information or data that materially affects the information for the Mineral Resource and confirms that all material assumptions and technical parameters underpinning the estimates in the relevant Orion ASX releases (as referenced in the presentation) continue to apply and have not materially changed. Orion confirms that the form and context in which the Competent Person's findings are presented have not materially changed.

To the maximum extent permitted by law, Orion and any of its related bodies corporate and affiliates and their officers, employees, agents, associates and advisers:

- disclaim any obligations or undertaking to release any updates or revisions to the information to reflect any change in expectations or assumptions;

- do not make any representation or warranty, express or implied, as to the accuracy, reliability or completeness of the information in this presentation, or likelihood of fulfilment of any forward looking statement or any event or results expressed or implied in any forward-looking statement; and
- disclaim all responsibility and liability for these forward looking statements (including, without limitation, liability for negligence).

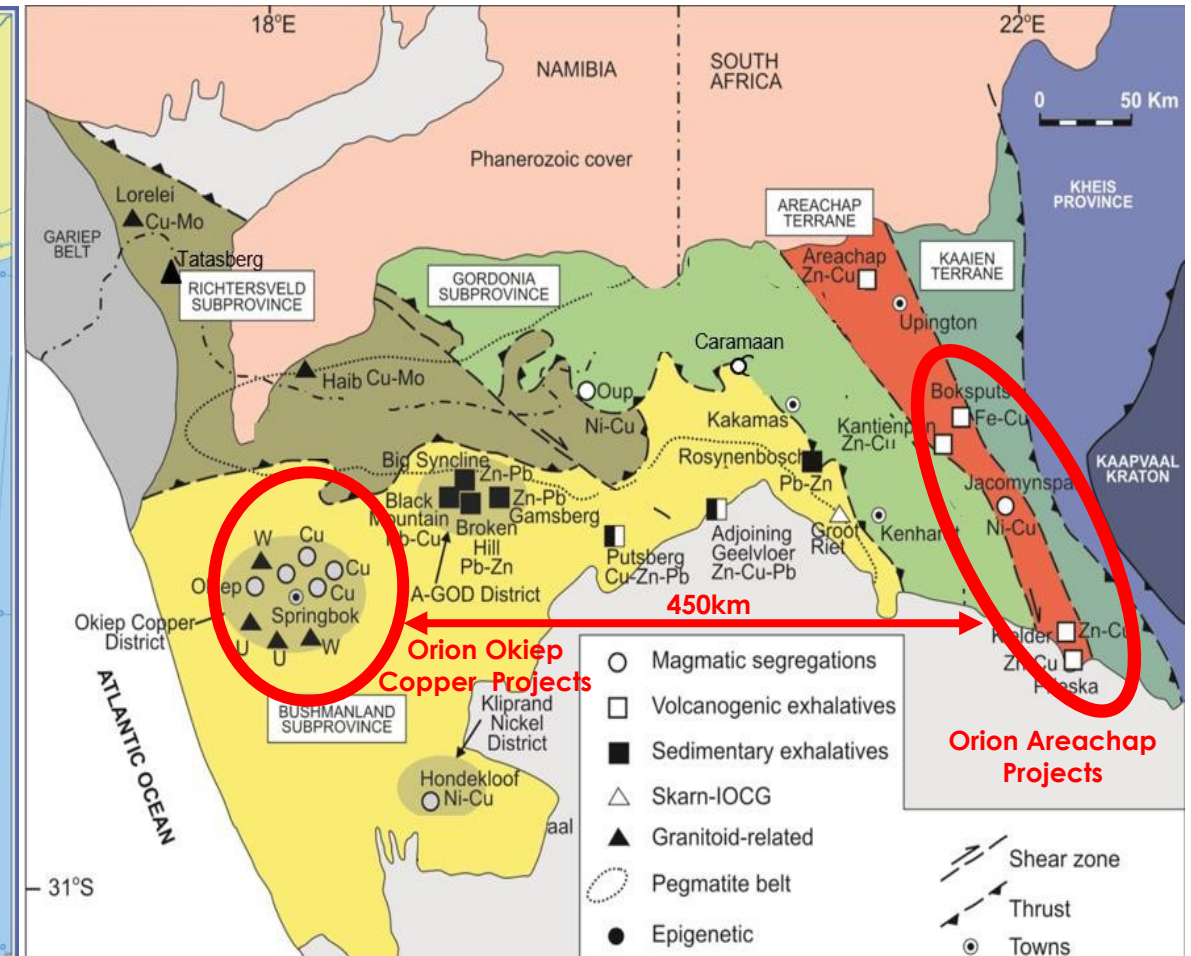
Nothing contained in this presentation constitutes investment, legal, tax or other advice. The information does not take into account the investment objectives, financial situation or particular needs of any recipient. Before making an investment decision, each recipient of this presentation should make its own assessment and take independent professional advice in relation to the information and any action taken on the basis of this presentation.

FOCUS ON TWO HIGHLY PROSPECTIVE SOUTH AFRICAN BASE METAL DISTRICTS

BROWNFIELDS SUCCESS BEING FOLLOWED BY GREENFIELDS EXPLORATION



Orion Minerals



Refer ASX/JSE releases 2 February 2021 and 2 August 2021

OUR MISSION

FULLY INTEGRATED FROM EXPLORATION TO MARKET



Orion Minerals

PRODUCING FUTURE FACING METAL
PRODUCTS – ESG CERTIFIED METALS,
TRACKED VIA BLOCKCHAIN FROM
EXPLORATION TO SALE



COMPANY SNAPSHOT



Orion Minerals

Capital Structure Summary	Current
Shares on issue ¹	4,755M
Options on issue	348M
Cash on hand ²	AUD2.7M
AASMF Loan ³	AUD2.0M
IDC Shareholder Loan ⁴	AUD1.9M
Tembo Convertible Loan ⁵	AUD0.7M
Market capitalisation (AUD1.7cps) ⁶	AUD81M

Board of Directors	Senior Management
Denis Waddell, Chairman	Peet van Coller, CFO
Errol Smart, MD & CEO	Martin Bouwmeester, Company Secretary
Alexander Haller, NED	Mark Meyer, Executive: Operations West
Mark Palmer, NED	Johan Stoltz, Executive: Operations East
Godfrey Gomwe, NED	Marcus Birch, Executive: Sustainability
Tom Borman, NED	Nelson Mosiapoa, Group Corporate Social Responsibility Advisor

1. Fully paid ordinary Orion shares (**Shares**) on issue at 1 Feb'23.

2. Cash on hand at 31 Dec'22. On 3 Jan'23, Orion announced that Tembo Capital continues its strong support of Orion, through an unsecured convertible loan facility of US\$0.5M (AUD0.7M) (**Convertible Loan Facility**) (refer below).

3. Refer to Orion's Jun '22 Annual Report and Dec '22 Quarterly Report, for information related to the loan agreement (ZAR14.25M) that Prieska Copper Zinc Mine (Pty) Ltd has entered into with Anglo American sefa Mining Fund (**AASMF**). Balance shown at 31 Dec'22.

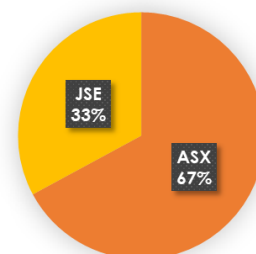
4. Refer to Orion's ASX/JSE release on 14 Nov'22 and Dec '22 Quarterly Report for information on the agreement for pre-development funding at the Okiep Copper Project entered into with the Industrial Development Corporation of South Africa Limited (**IDC**). Balance shown at 31 Dec'22.

5. Refer ASX/JSE release 3 Jan'23 for information on the Tembo Capital Convertible Loan Facility. Balance shown at 13 Jan'23.

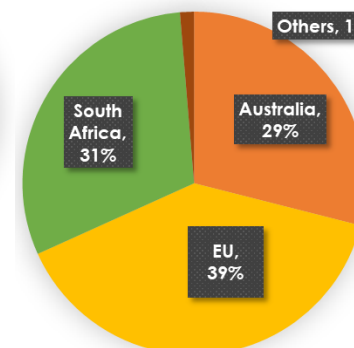
6. Volume weighted average price (5 day) at 1 Feb'23 of ORN Shares trading on the ASX and JSE.

Significant Shareholders	Share Issue %
Tembo Capital (EU/Netherlands)	21.6
Delphi Group (EU/Germany)	13.3
IGO Limited (Australia)	3.2
Orion Directors	8.9
Total	47.1

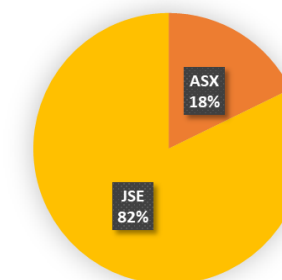
Shares held by Stock Exchange



Shares held by Jurisdiction



Volume Traded by Register

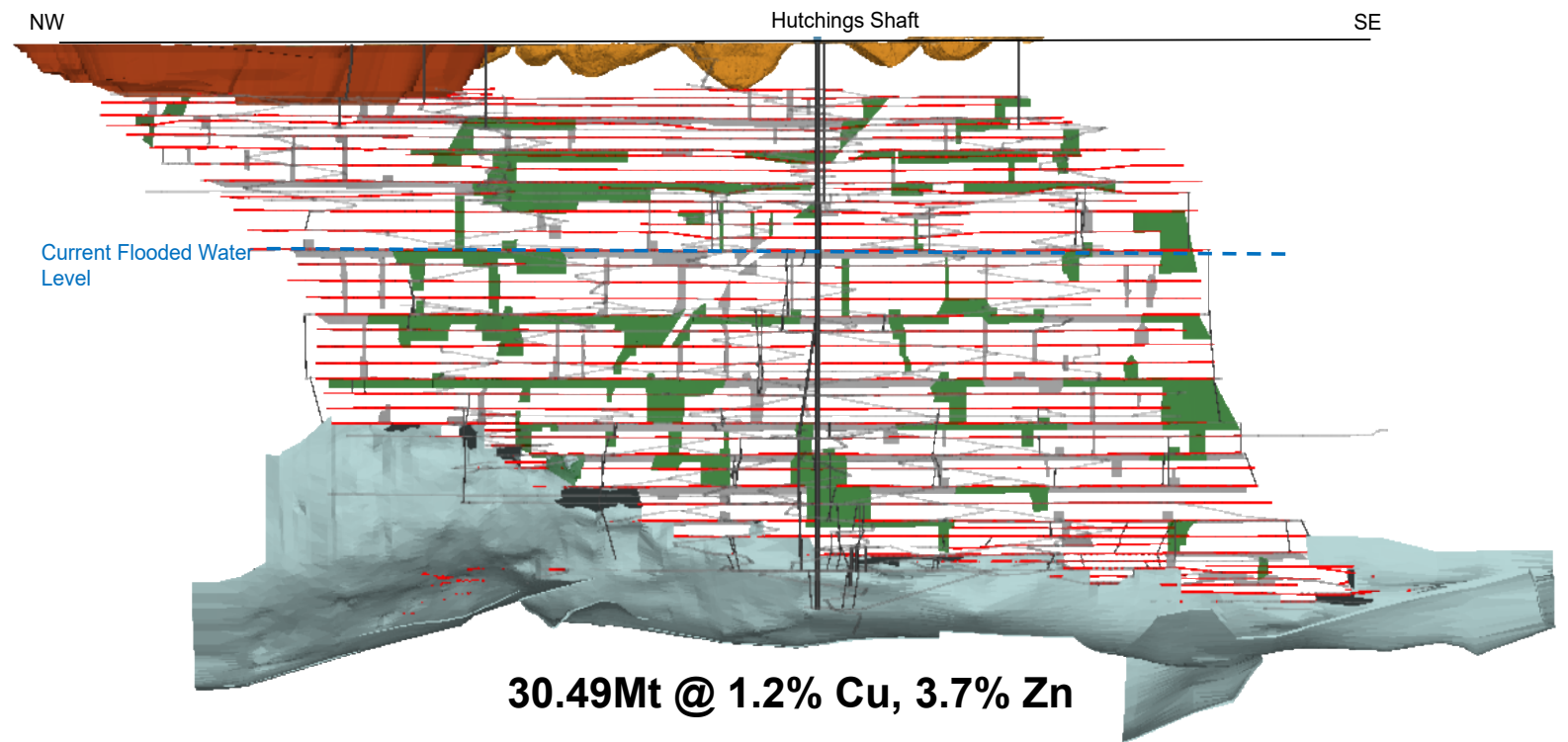
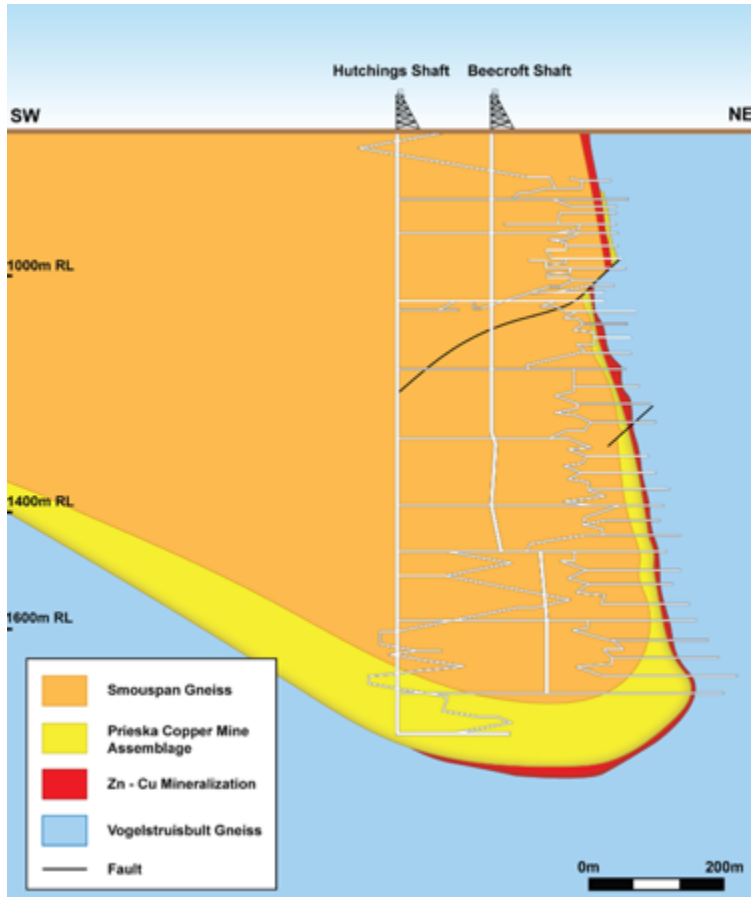




Orion Minerals

Areachap Projects

PCZM – CROSS & LONG SECTIONS



30.49Mt @ 1.2% Cu, 3.7% Zn

PRIESKA (PCZM) COPPER ZINC PROJECT (70%)

The orebody

- Globally significant VMS Resource: 30.49Mt @ 1.2% Cu, 3.7% Zn
- Increased Mineral Reserve: 14.5Mt @ 1.1% Cu and 3.2% Zn

Foundation phase as per BFS-20 outcomes

- Initial 12-year, 2.4Mtpa operation, targeting 22ktpa Cu and 70ktpa Zn
- Life-of-mine production 226kt Cu and 680kt Zn
- Strong operating margins and financials
- Pre-tax free cash flow AUD1.6bn (post-tax AUD1.2bn)
- Pre-tax NPV8% AUD779m (post-tax AUD552m)
- Payback period of 2.4 years from first production
- All-in sustaining margin of 47%
- Peak Funding requirement AUD413m

Fully permitted

- Mining Right granted to PCZM in September 2019
- Mining Right granted to Vardocube in August 2020
- Environmental Financial Provision in place fully capitalised
- Environmental approval notices received for both PCZM and Vardocube
- Water Use Licence granted in August 2020



“The completion of the updated BFS marks another huge step towards the development of a modern, state-of-the-art base metals mine at Prieska, which is ideally placed to become the standard bearer for a new generation of world-class mines in South Africa.” – Orion Minerals MD Errol Smart

KEY CHALLENGES FOR ORION WITH PCZM

- High capital, long lead-time project
 - Can we bring forward production and reduce funding?
- Skills / Development Team?
 - Orion is proven as an explorer and study team – but where are the mining team and experience?
- Dewatering
 - What are alternatives to reduce cost?
- Sources of Finance (for a first-time developer)?

These pressing questions are now largely answered



REVISED PROJECT DEVELOPMENT STRATEGY

- **STRATEGY**


- Address perceived high-risk elements of plan to reduce cost of funding
- Prove up and implement a low peak funding business plan
- Investigate opportunity for early production
- Retain ability to scale-up to full scale project (subject to funding availability)
- Maintain community, regulatory and stakeholder relations

- **EARLY DEWATERING**

- Immediately start with phased, reduced rate, early dewatering – (before project is fully-funded)

- **EARLY MINING AND CASH FLOWS**

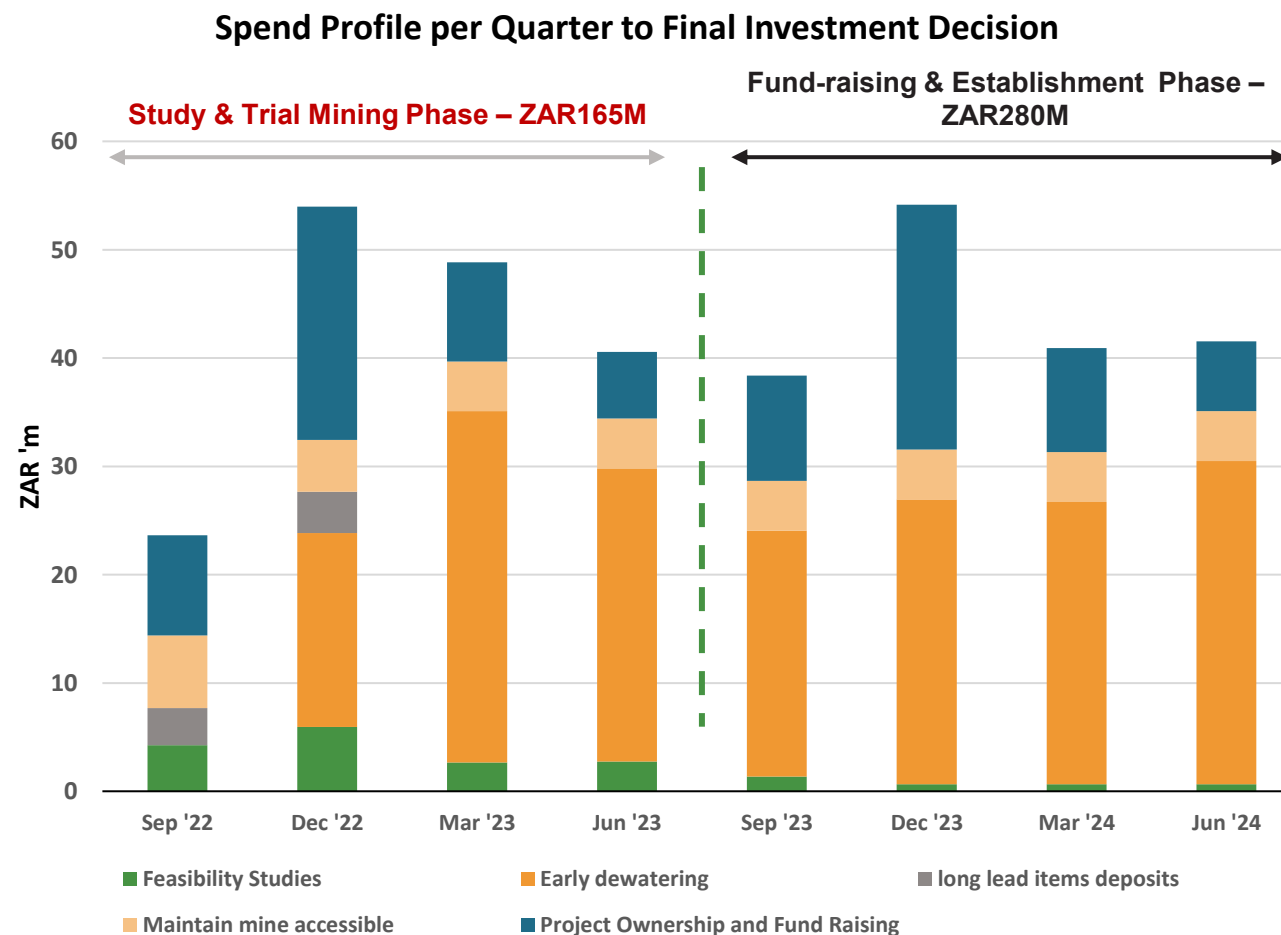
- Prove up early mining concepts by trial mining and processing
- Target ore sources above water level to provide early concentrate production (cash flows)
- Include Remnant (historical) Pillars in mining plans
- Harvest the Deeps deposit (BFS-20 Plan) as an expansion phase



FUNDING REQUIREMENTS FOR PRE-DEVELOPMENT WORKS ACTIVITIES

- Funding terms agreed:
 - IDC: ZAR250M
 - Definitive agreements progressed
 - Draw down of funds expected Q1 CY2023
 - Triple Flag: AUD10M = ZAR116M
 - Definitive agreements signed October 2022
 - Draw down of funds expected Q1 CY2023
- Complete Early Mining FS & Start Dewatering by Jun '23
 - Study Phase spend of ZAR165M
- Fund-raise for FID, continue dewatering and trial mining to Jun '24
 - Post-study Phase spend of ZAR280M

ACTIVITIES	SPEND (ZAR 'M)
Feasibility Studies	19
Early dewatering	216
long lead items deposits	7
Maintain mine accessible	68
Project Ownership + Fund Raising	140
Total Forecasted Spend	450



Refer ASX/JSE releases 13 December 2022 and 28 October 2022

DEWATERING, TRIAL MINING & REVISED BFS STUDY

FULLY FUNDED (IDC + TRIPLE FLAG)



Key Project Milestones and Timelines		Year 2022				Year 2023					
ID	Activity	Sep 22	Oct 22	Nov 22	Dec 22	Jan 23	Feb 23	Mar 23	Apr 23	May 23	Jun 23
1	FULL-SCALE BFS PLAN IMPLEMENTATION ROADMAP										
1.1	Full-Scale Build Scenario BFS										
1.1.1	Detailed 5-Year Plan Compilation	Done									
1.1.2	Life of Mine Plan (5-Year + Balance)										Done
1.1.3	Ore Reserves Re-statement										Done
1.1.4	Revalidated Capex estimate										Done
1.1.5	TMC follow up peer review (ITE and IESC)										Done
1.1.6	Underground Mining Contractor shortlist										Done
1.1.7	Contracting Strategy (EPC/EPCM Plant) Inquiry										Done
1.1.8	Restated BFS										Done
2	EARLY MINING PLAN IMPLEMENTATION ROADMAP										
2.1	Operations - Early Mining Plan										
2.1.1	Trial Mining +105L										Done
2.1.2	Trial Mining Remnant Pillars										Done
2.1.3	Ore Processing re-design										Done
2.1.4	Mineral Resources estimation										Done
2.1.5	Early Mining Feasibility Study compilation (+ Financial Model)										Done
2.1.6	Ore Reserves Re-statement										Done
3	EARLY DEWATERING PLAN IMPLEMENTATION ROADMAP										
3.1	Operations - Early Dewatering Plan (AUD30m)										
3.1.1	Approval to proceed with Dewatering				Done						
3.1.5	Commission dewatering							Done			

Use trial mining to prove Early Mining Plan by Q2 2023

- ZAR366M available Q1 CY2023 to fund:
- Early dewatering, trial mining and operations to FID by Dec '24
- Early Dewatering commence in Q1 CY2023
- Trial mining of the +105L Crown and Remnant Pillars expected to commence Q1 CY2023
- Early Mining Plan proved by Jun '23

AUD128M* DEFINITIVE AGREEMENTS SIGNED FOR FUNDING ARRANGEMENT & STREAM FUNDING PACKAGE FOR PCZM

- Definitive agreements signed with Triple Flag for funding package, including stream finance.
 - Triple Flag is a highly respected precious metal royalty and streaming finance provider
- Funding Arrangement to fund:
 - early commencement of dewatering
 - completion of early mining feasibility study
- Stream Finance available to fund mine development following completion of Early Mining Feasibility Study
- Funding Arrangement and Stream Finance provide a significant step on the path to total project funding
 - assists with early mine development



Early Funding Arrangement:

- AUD10M to be advanced against calculated repayments equal to 0.8% of gross revenue from future mineral sales
- Conditional on Orion securing AUD20M of co-funding as equity/debt/offtake finance

Precious Metal Stream

- US\$80M (AUD118M) to be advanced against delivery of 84% of future Au and Ag by-product production, reducing to 50% of Au and Ag after delivery of 94.3k Oz of Au and 5,710k Oz of Ag
- Orion also receives payments of 10% of the delivered precious metal value at spot Au and Ag at the time of delivery

* FX Source: Oanda.com

Refer ASX/JSE releases 13 December 2022 and 9 May 2022

ZAR250M (AUD22M) PRE-DEVELOPMENT FUNDING FROM IDC



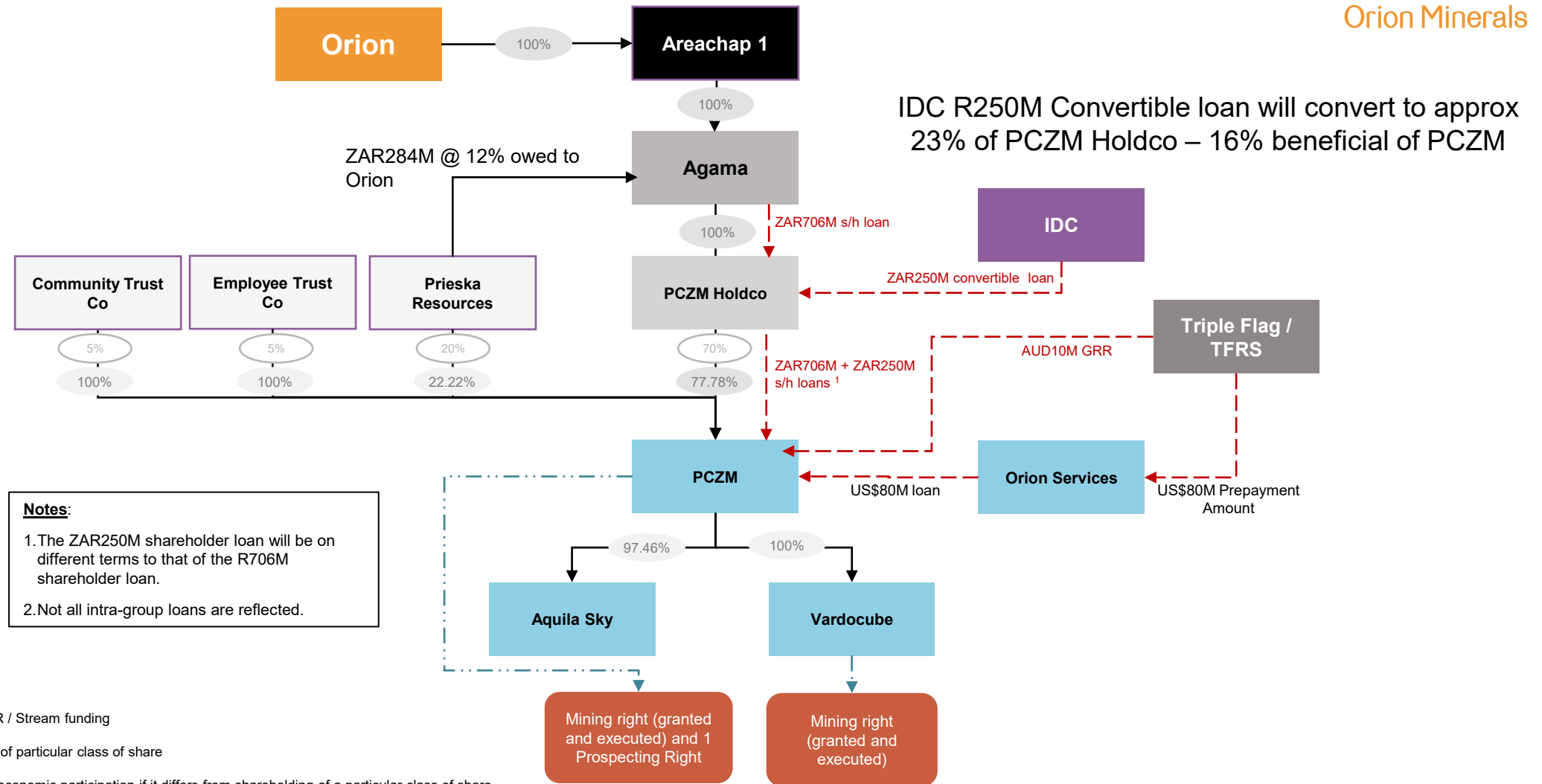
- Non-Binding Term Sheet signed for ZAR250M pre-development funding
- Drafting of Definitive Agreements at advanced stage – expect execution Q1 CY2023
- IDC funding at South African holding company level (HoldCo)
 - Convertible loan
 - Term: 36 months from first draw down (draw down period ends 31 July 2023)
 - Interest: South African Prime Rate plus 3.5%
 - Secured
 - Principal & capitalised interest convertible to shares in HoldCo of PCZM – subject to successful trial mining and revised BFS
- The IDC funding satisfies the condition for release of Triple Flag Early Works Funding



PCZM FUNDING STRUCTURE AGREED WITH IDC AND TRIPLE FLAG



Orion Minerals



DEVELOPMENT/OPERATIONS TEAM NOW IN PLACE

RESPECTED PROFESSIONALS SELECTED TO LEAD PROJECT DEVELOPMENT

Executive Operations



Johan Stoltz

27 years mining experience

- Ultra Deep Massive Mechanised Mining
- Base Metals, Gold and Platinum
- CEO Awards at Goldfields and Vedanta.
- Safest Gold Mine in RSA 2017 and 2018

Previous Operations

- South Deep Goldfields – Head of Mining (EXCO Member)
- Vedanta Zinc International – Chief Mining (Board Member)
- Kenmare – Operations Director

Qualifications

- Mine Managers Certificate of Competency
- Management Development Programme
- Mining Engineer (B Eng)
- Mechanical Engineer Certified

Mine Manager



Stoffies Odendaal

35 years mining experience

- Ultra Deep Mining
- Pillar Extractions
- Sequential Grid Mining
- Trackless development
- Fatality Free Shifts – 2 million
- Fatality Free Shifts – 8 x over 1 million

Previous Operations

- Goldfields Kloof – Mining Manager
- Sibanye Stillwater – Mine Manager

Qualifications

- Mine Manager's Certificate of Competency

Engineering Manager



Ben Otukile

15 years mining experience

- Ultra Deep Mining
- Mechanised mining mobile equipment

Previous Operations

- Anglo Platinum American –Engineering Manager
- Union Mine – Engineer
- Spud Shaft – Engineer
- Mogalakwena – Engineer
- South Deep – Engineering Manager

Qualifications

- B-Tech Electrical Engineering
- Mine Survey
- Electrical Engineering GCC Mines and Works

DEWATERING – PROJECT “METSİ KA PELA”

(STAND-ALONE DEWATERING PROJECT – 3 YEARS)



Pump station at 163 Level to be set up to handle 1,000m³/hour

COSTS TO DEWATER THE MINE

Dewatering Plan	Metsi-ka-Pela	Full-scale BFS
ZAR 'm	550	1,600

@ a steady state pumping rate of 500m³ hour per hour

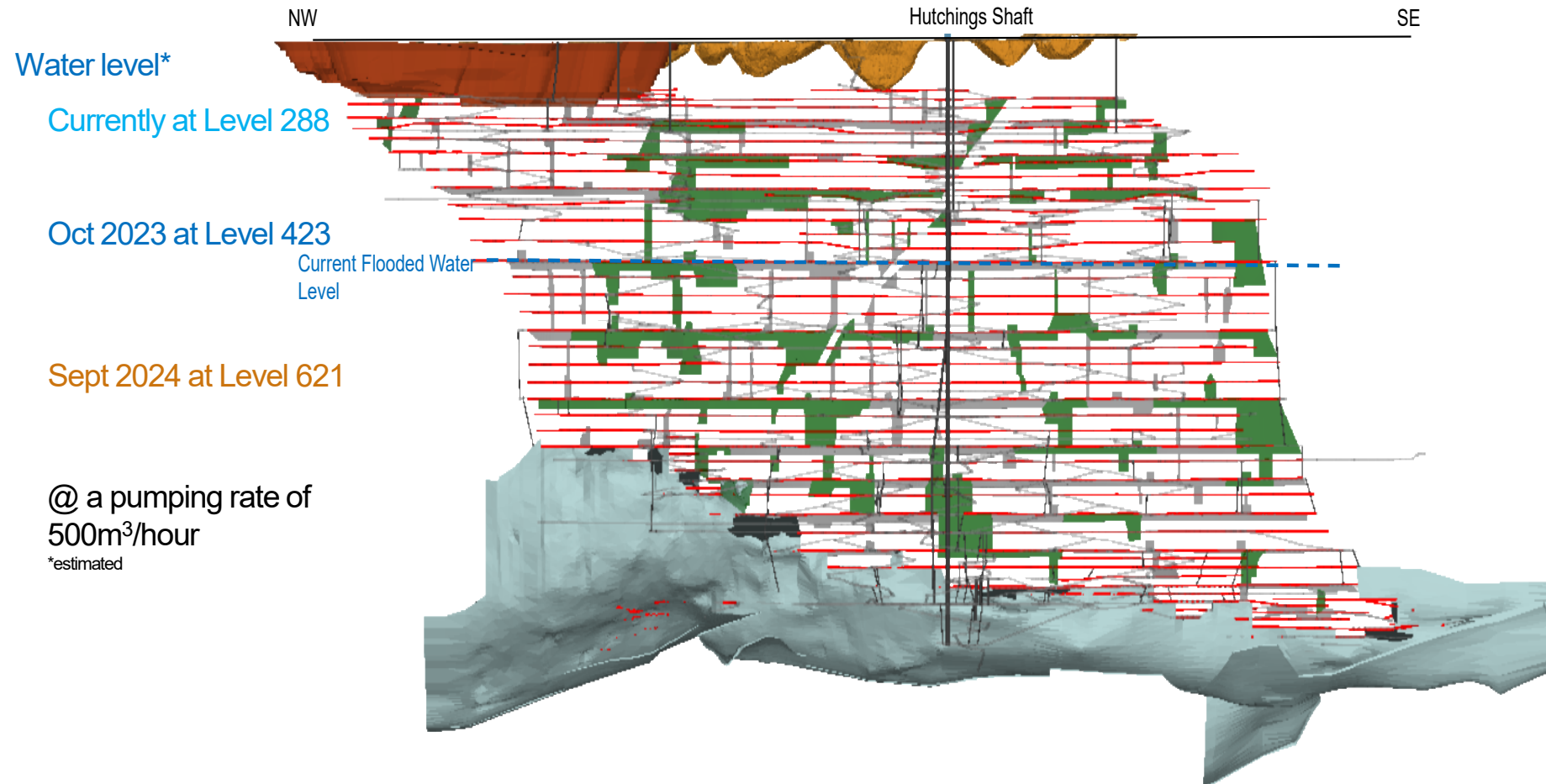
Currently at Level 288 (below surface)

End October 2023 estimated to be at Level 423

End September 2024 estimated on Level 621

	Jan 23	Feb 23	Mar 23	Apr 23	May 23	Jun 23	Jul 23	Aug 23	Sep 23	Oct 23
Pumping Rate (m ³ /hr)	120	400	400	500	500	500	500	500	500	500

DEWATERING – PROJECT METSI KA PELA

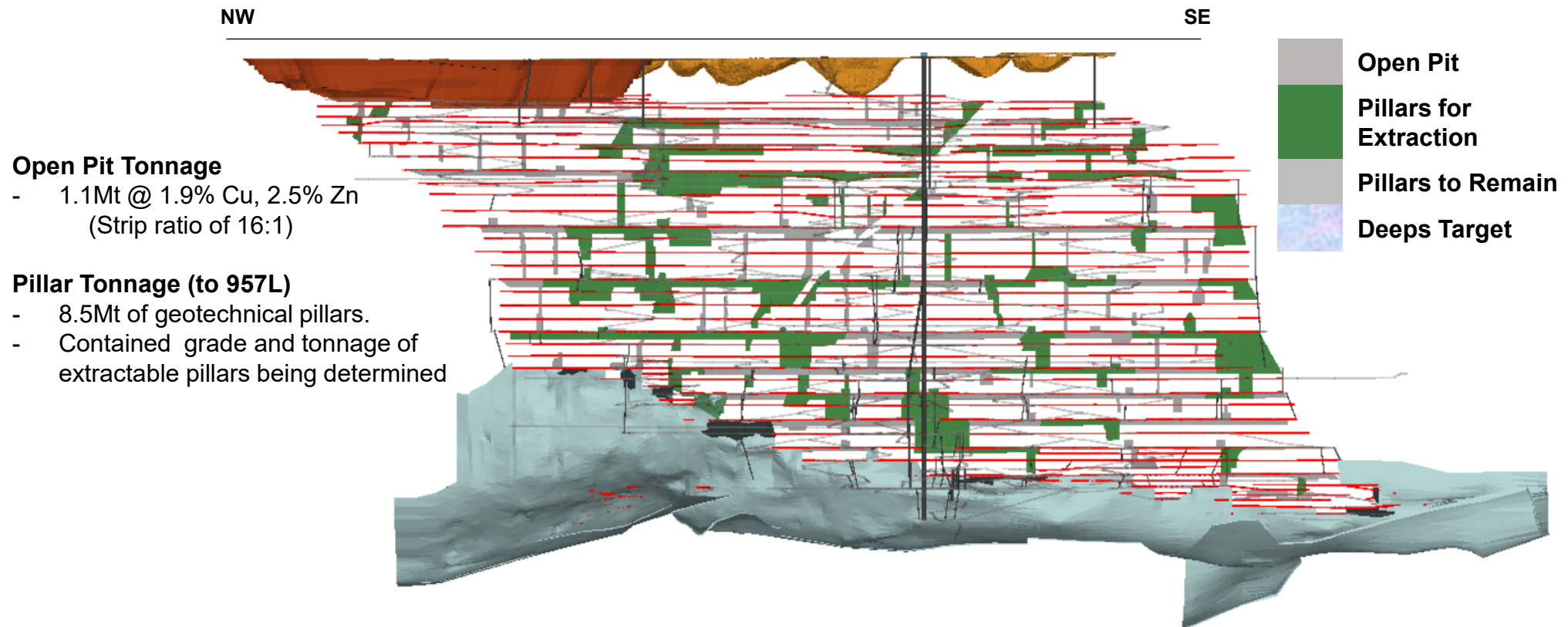


Dewatering from Current Water Level for the next 3 years

- Water has continued to rise from the natural inflow and is now measured at 288m (310m for BFS-20) below collar level.
- Total water volume of approximately 9.1 million m³ (8.6 million m³ for BFS-20) (incl. 10% contingency).
- Plan is to start dewatering now for the next 3 years to lower the water level progressively to safely allow for early revenue production from the upper mine levels

SHALLOW MINERAL RESOURCES – EARLY MINING TARGETS

- Shallow Mining Plan aims to target mining from the open pit, remnant pillars, while dewatering underway
- Feasibility studies underway to fast-track development
- Stream Finance and early funding advance, provide opportunity fast-track development

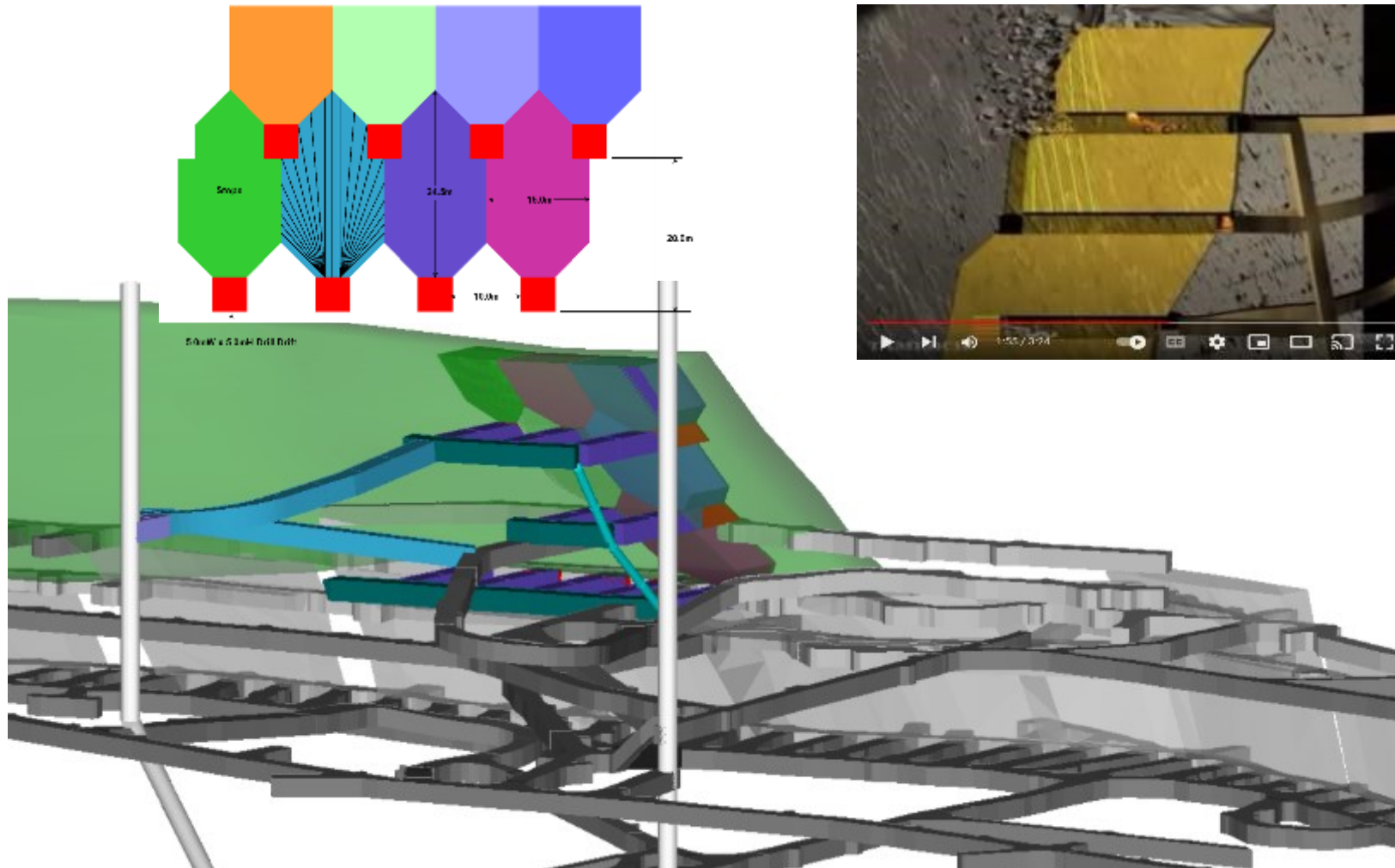


PCZM 105 RESOURCE – SECTION VIEW LOOKING NORTH-EAST



Orion Minerals

SUB-LEVEL STOPING METHOD TO BE TRIALED REPLACING OPEN PIT





Orion Minerals

OCP Projects

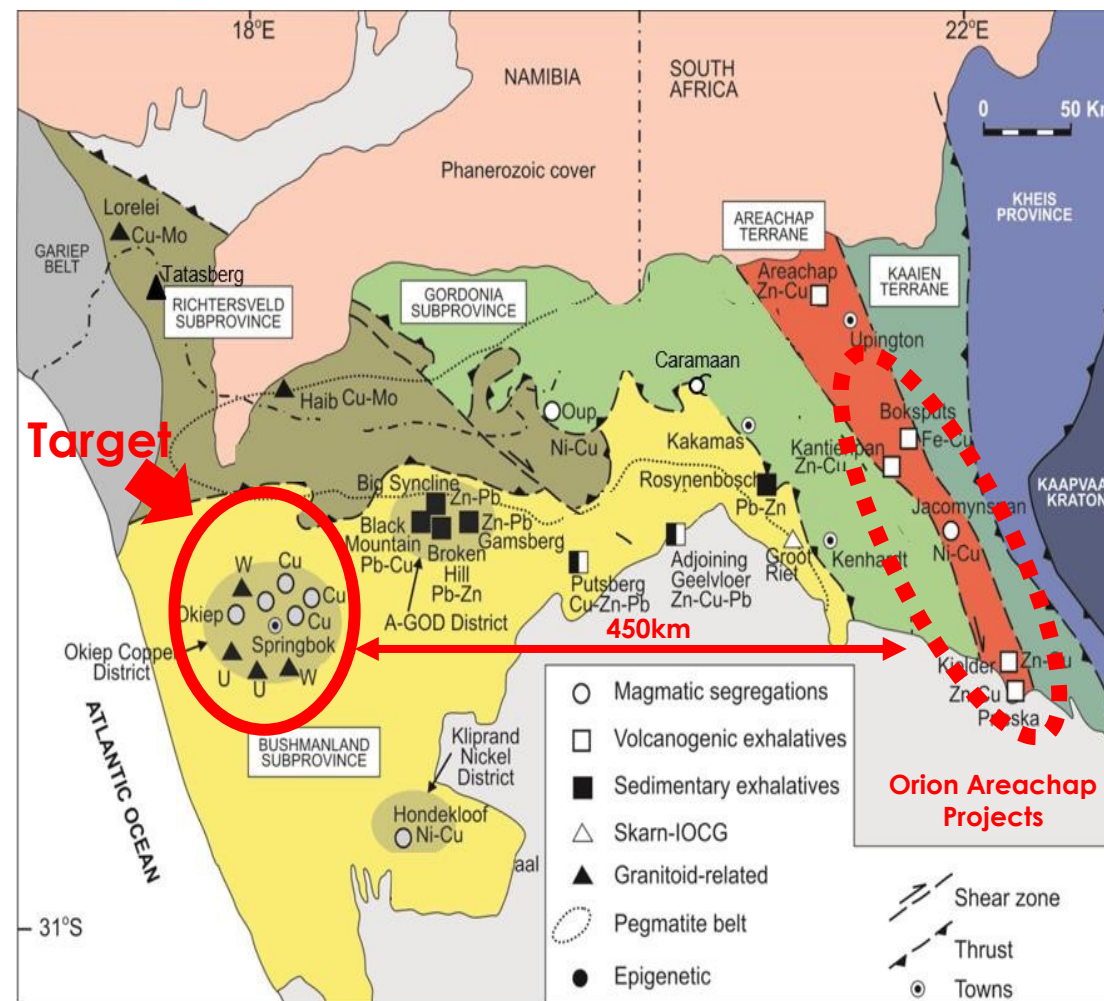
OKIEP COPPER PROJECT (OCP) (56%-100%)



Orion Minerals

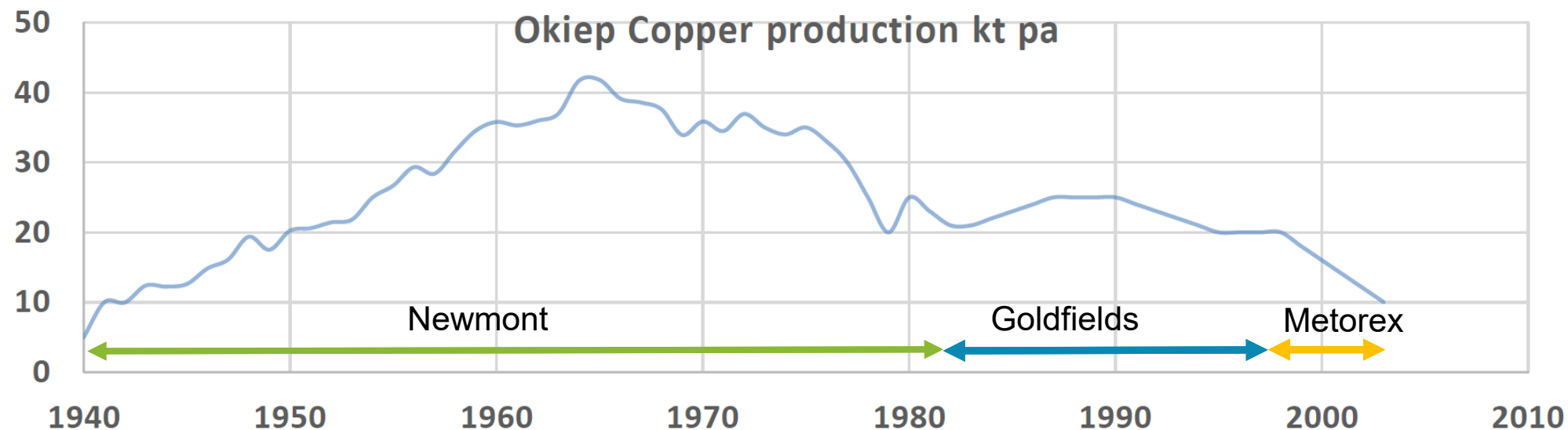
- **Exercised option** to acquire and applying for additional prospecting rights in the Okiep Copper Complex (OCC):
 - Historical production of +2Mt of copper
 - Non-JORC resource ex-Goldfields of 52Mt @ 1.3%
 - **JORC Mineral Resource of 11.5Mt at 1.4% Cu, containing 159,000 tonnes Cu**
 - Tremendous exploration upside
- Promises outstanding operational synergies with Orion's Prieska Copper-Zinc Project, located 450km east of OCC
- Total acquisition cost, payable in stages in cash and shares, of:
 - Purchase price: ~AUD7.1M (Cash 24% : Shares 76%)
 - Deferred Payment subject to exploration success ~AUD9.1M (100% shares)

Significant opportunity for Orion to develop a second base metal production hub alongside Prieska



Refer ASX/JSE releases 2 February 2021 and 2 August 2021

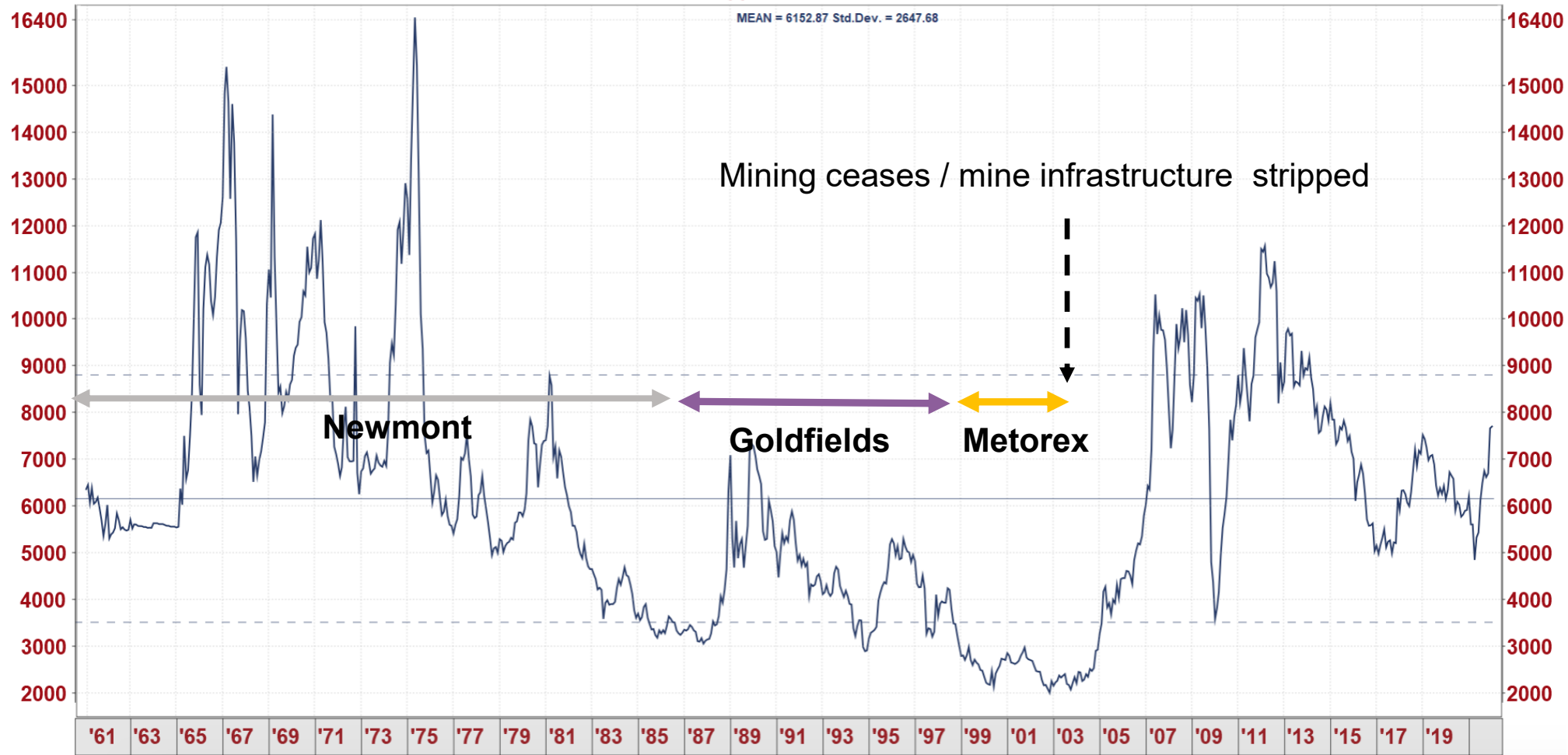
OKIEP – HISTORICAL PRODUCTION PROFILE



- **Produced 2.1Mt Cu from 121Mt ROM @ 1.9% Cu**
 - Peaked at 2.4Mtpa ROM, mainly from underground mining
 - Ore sourced from 42 separate mines within the district (20km radius)
 - Consistently achieved >90% plant recoveries to >30% Cu in concentrate

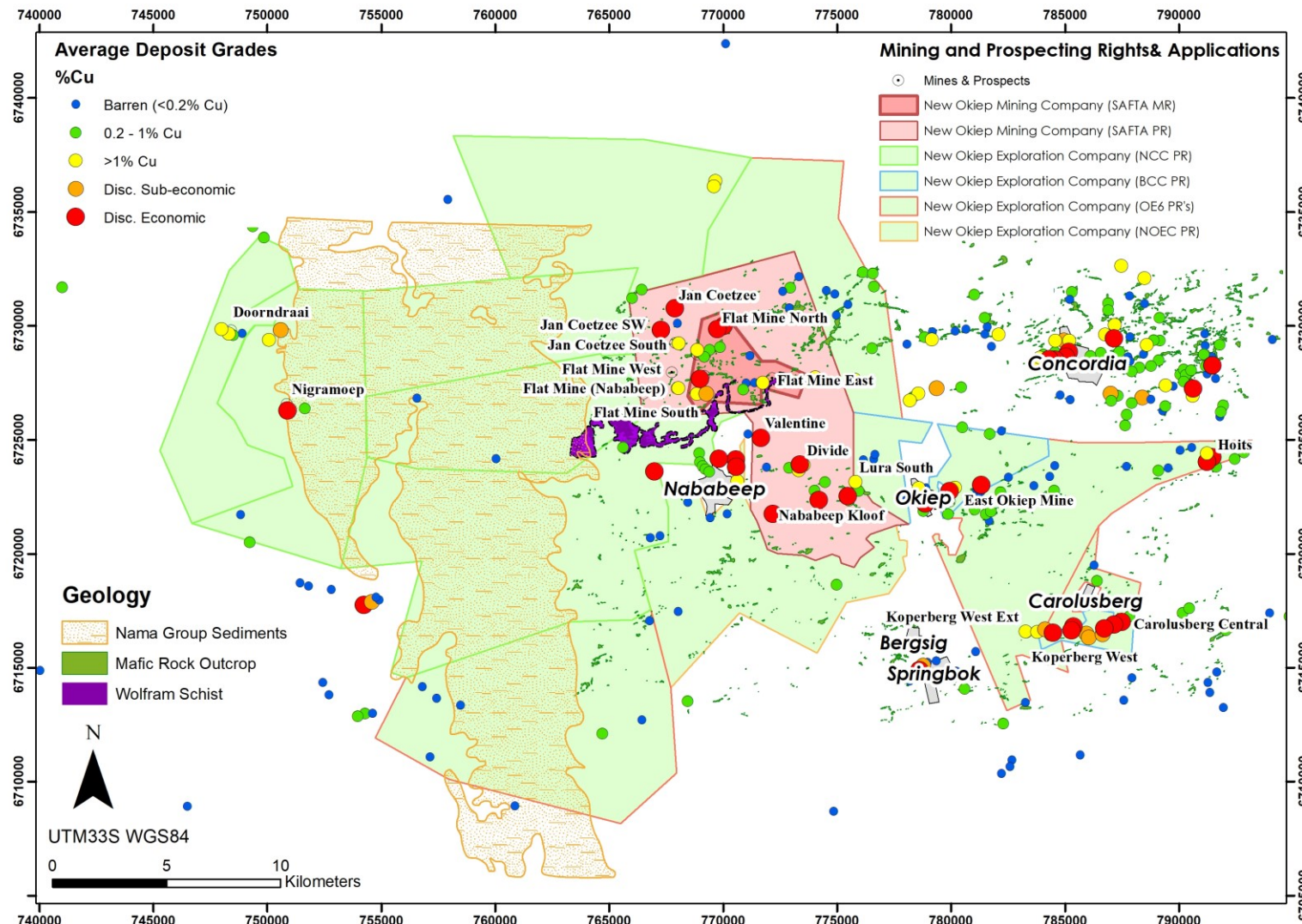


Copper Price \$/ton (real)



Source: Peter Major
Mergence Capital

OCP HISTORICAL DISCOVERIES AND MINES



- Mineralised intrusive bodies intrude structures aligned in east-west trending structural corridors
- 25% of mineralised corridors hidden under thin surface cover
- Modern geophysics expected to assist in detecting mineralisation underneath the thin cover
- Orion has now proved the existence of a Ni rich sulphide mineralisation phase, not previously targeted

NOM – FLAT MINES SCOPING STUDY INDICATES ROBUST ECONOMICS FOR INITIAL TRIAL MINING

- Industrial Development Corporation (IDC) to be our project partners
- Foundation phase is modelled for 12 years
 - Concurrent exploration targeting mine expansion
- Scoping Study indicates potential for robust pilot-phase mine:
 - Production for the pilot phase of 9Mt at 1.29% Cu producing 102kt of copper in saleable concentrates
 - First production possible within 16 months of the start of construction
- **Capital of AUD58M (including 15% contingency)**
- **All-in-sustaining costs of US\$4,478/t (US\$2.03/lb) of copper sold**
- **NPV₁₀ (post tax) of AUD114M (at US\$7,593/ton Cu)**
- **All-in-sustaining margin of 40%**
- Average annual undiscounted free cash flows of AUD32M post-tax
- Break-even grade of 0.8% Cu for both un-optimised open pit and underground mining operations



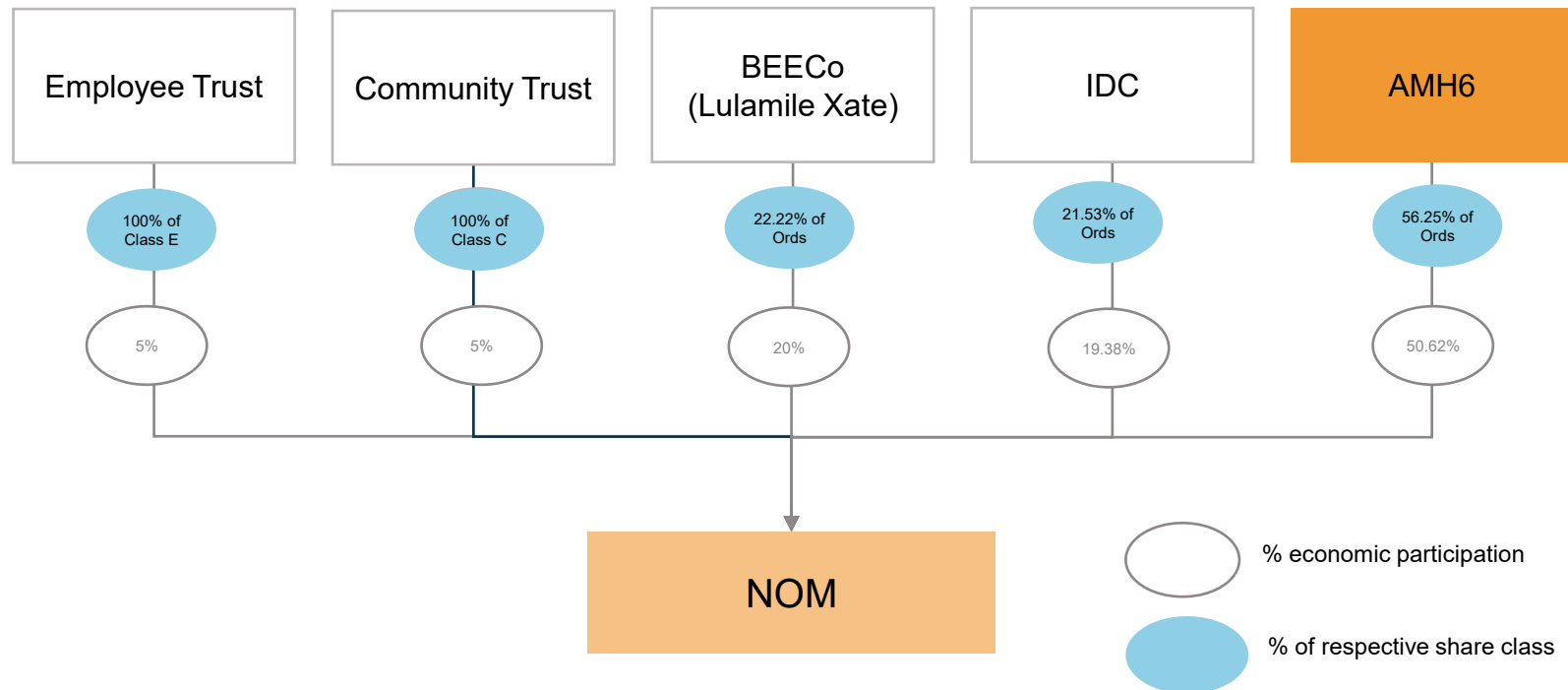
NOMC TIMELINE: PRE DEVELOPMENT

Period	Q3 '22	Q4 '22	Q1 '23	Q2 '23	Q3 '23	Q4 '23
Activities	Sep 22	Dec 22	Mar 23	Jun 23	Sep 23	Dec 23
Mineral Resources Estimation						
Mine Design and Scheduling						
Environment and Water Use Licencing						
Health and Safety Management Systems						
Mineral Processing Design						
Infrastructure Planning						
Financial Evaluation						
Independent Peer Reviews						
Peer Reviewed Feasibility Study						
Funding Activities						
Final Investment Decision						

Company	Role	Detail
Z-Star	Resources estimation	Mineral resources estimation (JORC Code reporting)
Sound Mining	Mining engineers	Mine planning, rock engineering, ore reserves
ABS (Africa)	Environmental consultants	Specialist environmental studies, water use licence
Bluegrey OH&S	Occupational Health and Safety	DMRE returns, occupational health assessments
METC Engineers	Engineering consultants	Processing plant and surface infrastructure design
Epoch	Civil engineers	Tailings storage facility design
BBENERGY	Electrical engineers	10 MVA power supply from NK Municipality
Fraser McGill	Financial analysts	Financial modelling and economic evaluation
Falcon & Hume Inc	Lawyers	Legal advisory and reviews
Orion Minerals Limited	Parent company	Product marketing and funding strategy
TMC	Mining engineers	Independent peer review of feasibility study
Orion Minerals Limited	Parent company	Community and land access matters

IDC IS NOW 43.75% FUNDING PARTNER IN NOM

IDC Injecting ZAR35M to achieve the following Structure for NOM



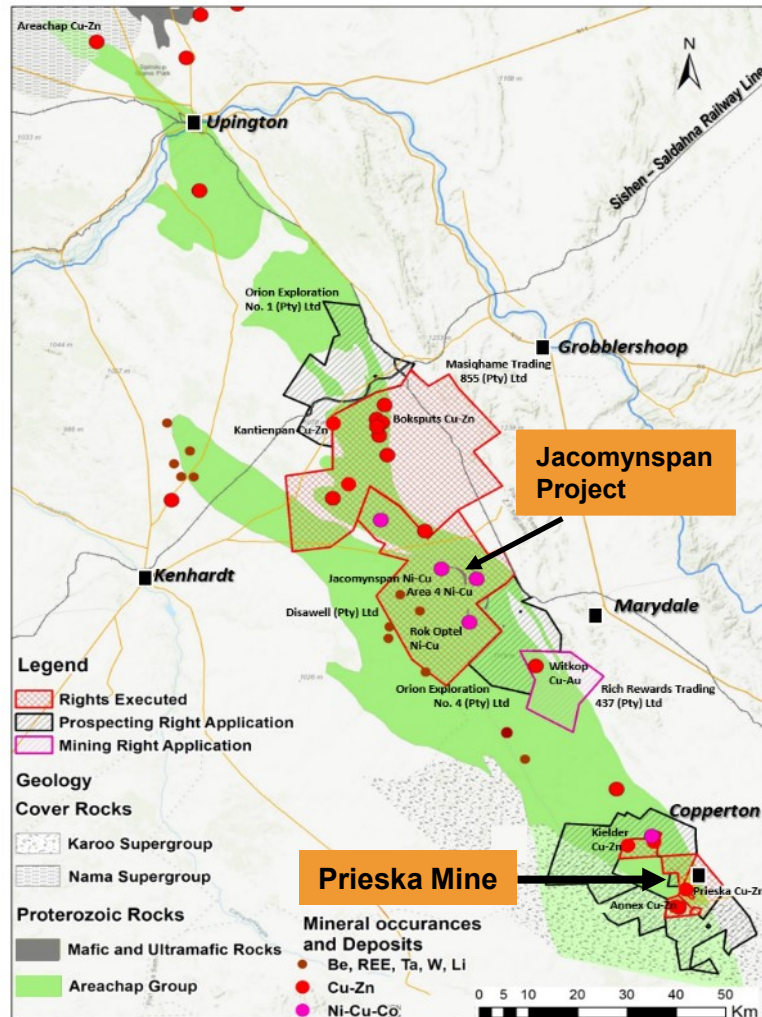


Orion Minerals

JMP Project

ENORMOUS EXPLORATION UPSIDE

AREACHAP – AN UNDER-EXPLORED BELT WITH HIGH METAL ENDOWMENT

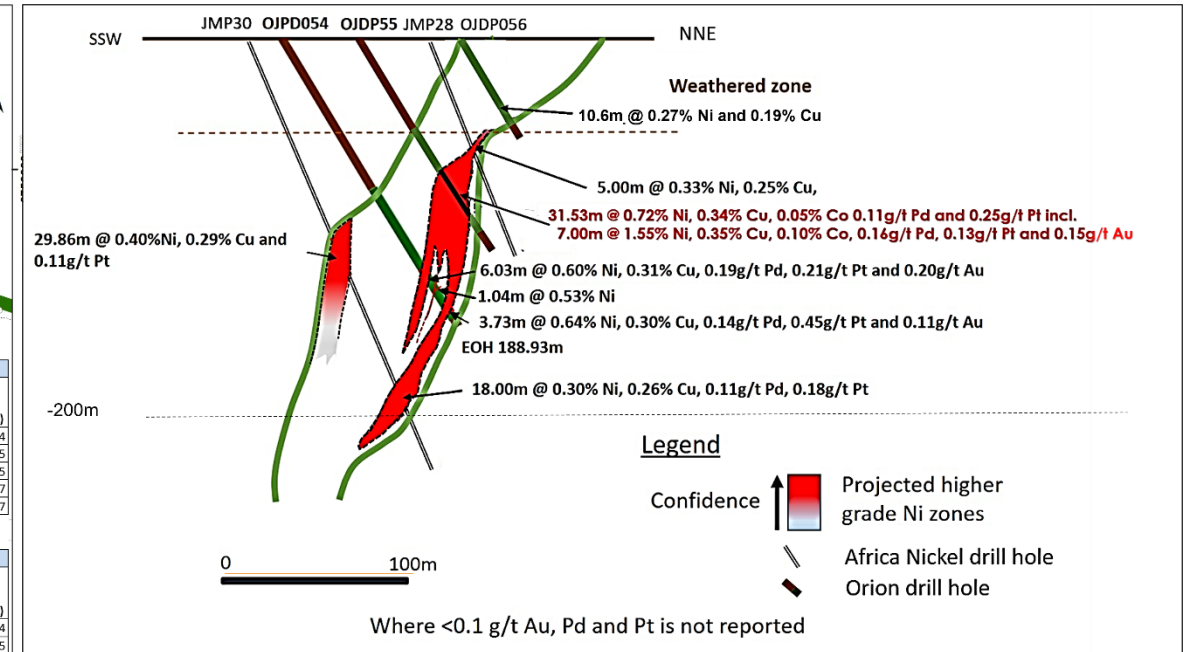
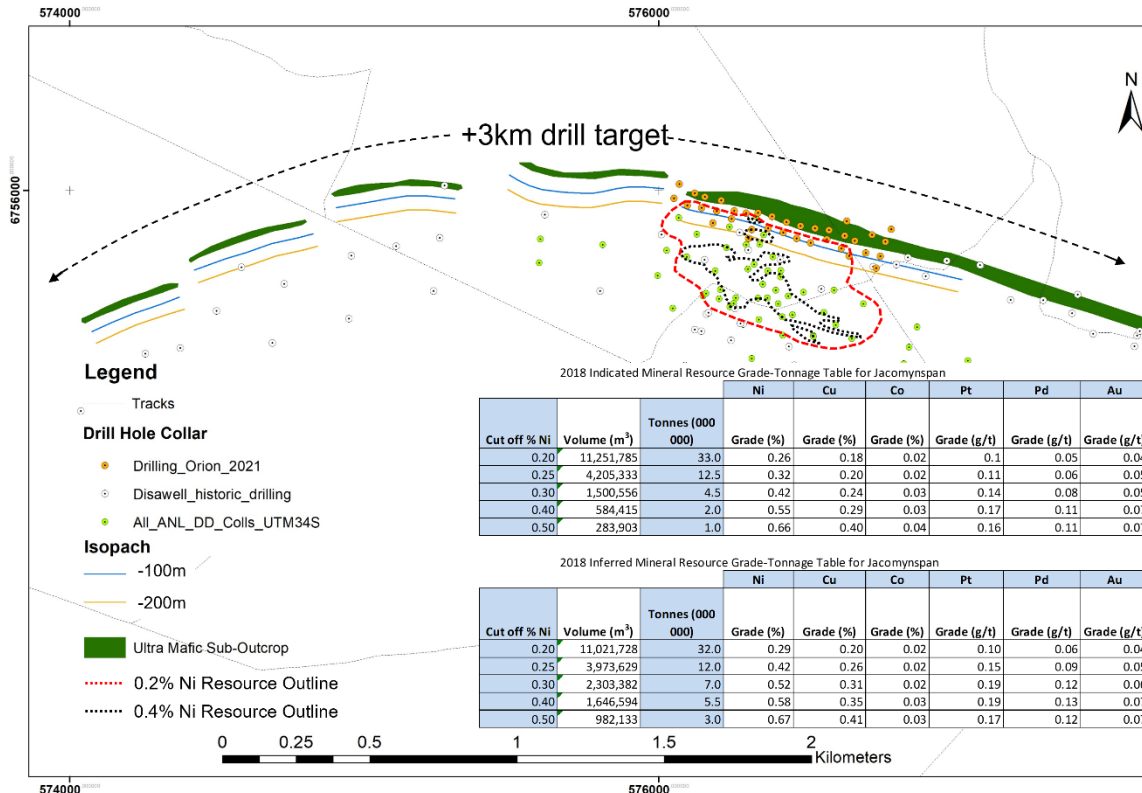


Multiple Cu-Zn VMS and Ni-Cu-Co intrusive targets within Orion's mineral rights

- Jacomynspan – Mining Right with potential for sulphide Ni-Cu-PGE-Au open pit & shallow underground mining
- Several high grade Cu-Au targets with historical and recent drill intersections
- Several Li, Be, REE occurrences & old diggings to be investigated

JACOMYNSPAN (50% ORN : 37% AFRICAN NICKEL) POTENTIAL TO BE A SIGNIFICANT FUTURE METALS PRODUCER

Granted Mining Right over Ni-Cu-Co-PGE+Au Intrusive Complex



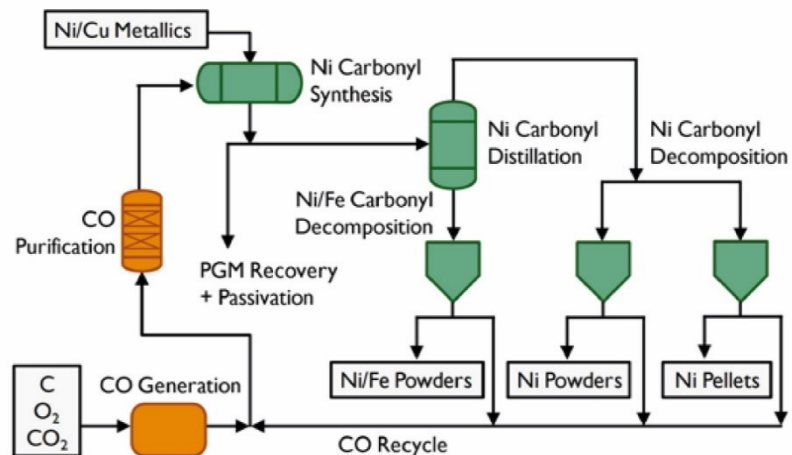
Investigating innovative proprietary technology to recover Battery Metals and high-value Battery Precursor Products – a value game changer

HIGH VALUE FUTURE METAL PRODUCTS



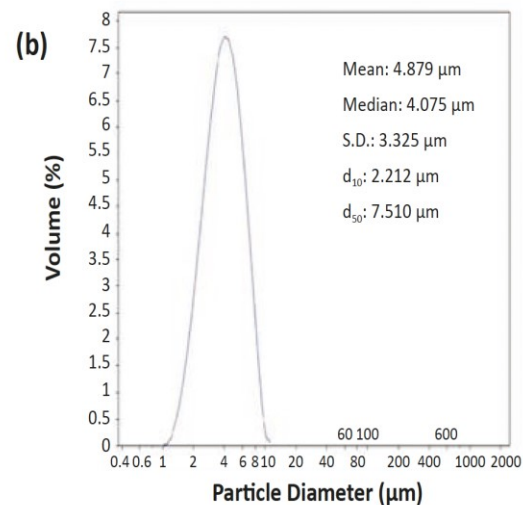

Orion Minerals

Carbonyl nickel refining process




Carbonyl Nickel Refining at Jinchuan China

Commercial applications of discrete carbonyl nickel powder



Micro granular Fe
(left) and Ni (right)
metal carbonyl
powders
Currently available
on market





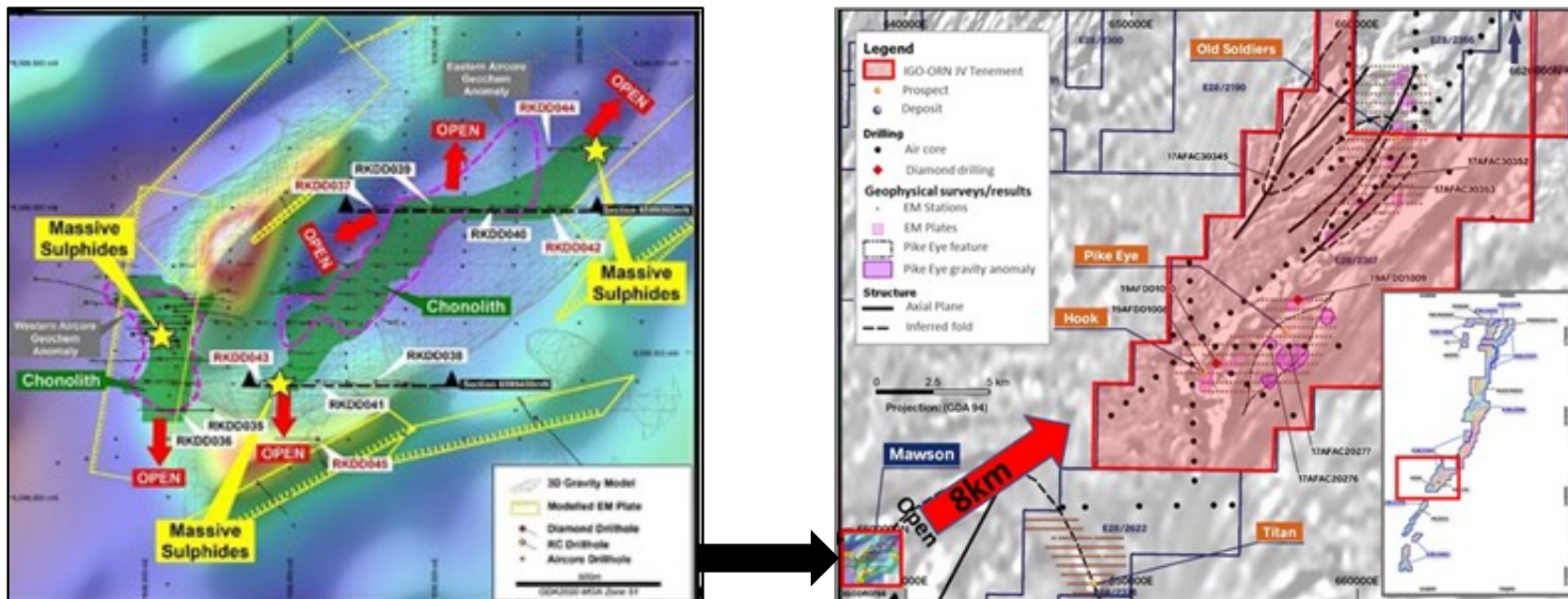
Orion Minerals

Australia JV with IGO

EXPLORATION: AUSTRALIA FRASER RANGE

(10-30% ORN FREE CARRIED) – JV WITH IGO

Location of Pike Project (IGO: ORN JV) relative to Legend Mining's Mawson Ni-Cu discovery



Pike Project

- ORN 30% free-carried by IGO through to first Pre-Feasibility study
- 2019 diamond drilling intersected Ni-Cu sulphides in ultramafic intrusive and same geological features as Mawson
- **Significant off-hole conductor to be tested this quarter**

Refer Orion March 2021 Quarterly Activities Report



Orion Minerals

Appendices

ESG – CORE FOCUS OF OUR BUSINESS



- **BEE (30%) Black Empowerment for mining projects of which:**
 - 20% Entrepreneurs
 - 5% Community Trust
 - 5% Employee Trust
- Community focused
- Environmentally conscious

Mining Indaba Award 2022 (Junior Enhanced Labour Standards)
AAMEG Award 2020 (Junior Mining Leader on ESG)

- MD & CEO Errol Smart
 - Chairman of the Minerals Council South Africa's Junior and Emerging Miners' Leadership Forum

GREEN POWER – GREEN FOOTPRINT

- Water conservation and recycling – tailings water available for re-use and excess delivered to local community for irrigation
- Tailings – predominantly in ground placement / void filling / carbon sequestration

Renewable Energy Advantage

- 170MW Solar Power and 200MW Wind Power operational on site at PCZM, feeding into Eskom grid
- Additional dedicated 55MW Hybrid Wind + Solar Renewable Energy facility scoped for PCZM
- Long Term Target for PCZM and OCP to be 100% Renewable Energy Powered
- “Project Carbon Neutral Roadmap”
- The Northern Cape Province – one of the best areas in the world for wind and solar (PV) energy
- PCZM & OCP sites are within South Africa’s “Renewable Energy Corridors”



NEXT GENERATION WORK PRACTICES

Fourth Industrial Revolution (4IR) enabled

- Orion will be an industry leader within South Africa, adopting next generation technology and work practices
- Fresh start - no workplace or IR legacy issues
- High tech and mechanised - minimising employee exposure to high-risk environment
- Skilled workforce
- Improved environmental conditions, reduced pollution and contamination

**Winner: Enhanced Labour Standards category
for Junior ESG Awards, 2022**



Benchmark
Globally

Implement
Enablers

Be Fast
Followers

Always Make
Commercial
Sense

PCZM – A GREEN METAL PRODUCER

Scope 1+2 - Carbon Neutral target

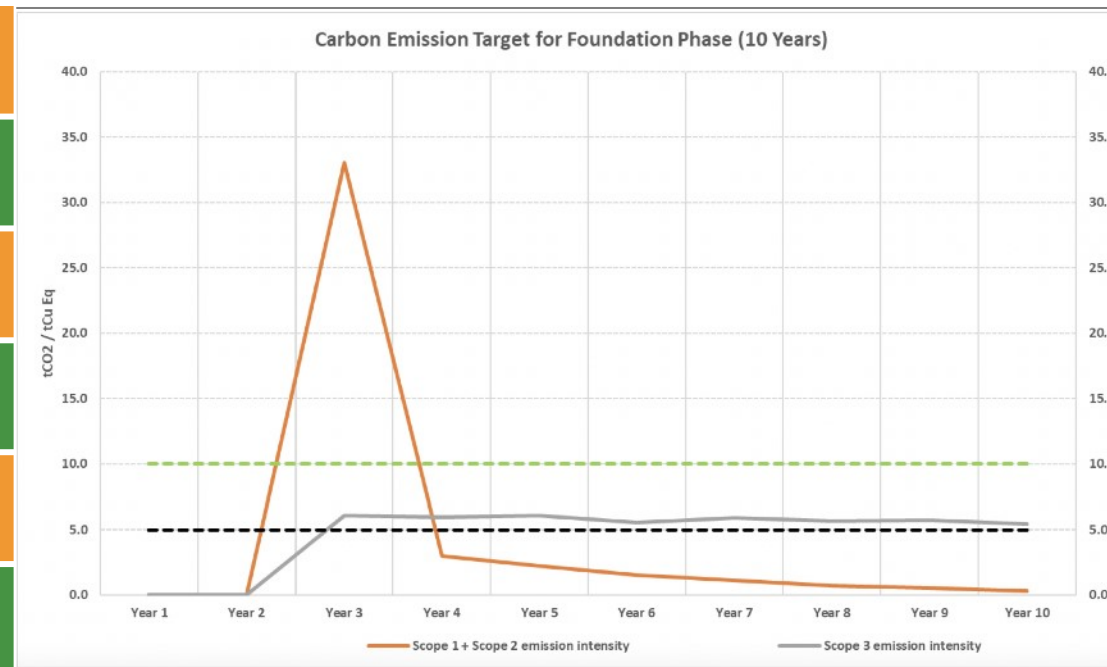
Mine sales – potentially attract “green” premium

Investigating Battery Precursor Production

Desirable for offtake customers

ESG – investment eligibility

Cost savings – carbon credits / low emissions



PARAMETERS		Foundation Phase A					Foundation Phase B				
Description	UoM	Year 1	Year 2	Year 3	Year 4	Year 5	Year 6	Year 7	Year 8	Year 9	Year 10
Total Carbon Emissions	ktCO2	71	64	113	331	419	381	344	316	297	279
Scope 1 - Direct Emissions	ktCO2	22	22	22	20	18	12	8	4	3	0
Scope 2 - Indirect Energy Emissions	ktCO2	49	42	74	91	95	71	47	31	23	14
Scope 3 - Indirect Emissions (Other)	ktCO2	-	-	18	221	306	298	289	281	272	264
Overall emission intensity	tCO2/t Cu Eq	-	-	39.1	8.9	8.4	7.1	7.1	6.4	6.2	5.8
Scope 1 + Scope 2 emission intensity	tCO2/t Cu Eq	-	-	33.0	3.0	2.2	1.5	1.1	0.7	0.5	0.3
Scope 3 emission intensity	tCO2/t Cu Eq	-	-	6.1	6.0	6.1	5.6	5.9	5.7	5.7	5.5

BENEFICIATION INVESTIGATIONS

Potential to unlock value locally, using beneficiation to produce “Future Metal Products”

- Abundant solar and wind renewable energy installed or being developed, with large-scale green hydrogen and ammonia soon to be added
- Combination of low-cost green energy and rapidly-developing clean beneficiation technology coupled with unprecedented demand growth for battery metal salts and specialist powders (Precursor Battery Products) provides unique opportunity
- Specialist Precursor Battery Products trade at large premiums to the contained metal value
- Modern technology and engineering advances have removed the need for roasting and smelting and reduced CAPEX and OPEX
- Low-cost beneficiation with enhanced revenue may reduce mining cut-off grades and increase production from moderate-grade ore sources



Orion commissioning testwork and scoping feasibility assessments on:

• **Modified carbonyl and chlorine metal vapour technology**

- MOU and term sheet signed for earn in with Stratega Metals
- Modified derivation of process technology already in use at Sudbury, Norilsk and Jinchuan
- Roasting/smelting steps eliminated with use of metal vapour extraction of sulphide concentrates followed by separation and purification of metals
- Zero emissions, no water used and low energy requirement

Commercial applications of discrete carbonyl nickel powder



• **Hydrometallurgical Atmospheric Acid Leach Process**

- For application to oxides and mixed oxide - sulphide ore without pre-concentration

A NEW FUTURE METALS GIANT IN THE MAKING

FAST-TRACKING TOWARDS DEVELOPMENT AND PRODUCTION

- Two brownfields development assets in South Africa's Northern Cape
- Extensive upside exploration potential, high-quality Mineral Resources
- Mineral Rights include known deposits of Copper, Zinc, Nickel, Cobalt, PGE, Au, Ag, W, REE, Li.
- Studies underway to accelerate three base metal projects towards first production
- Substantial exploration upside in under-explored districts
- Strong ESG credentials with available renewable and green hydrogen power
- Financing and strategic partner engagement well advanced
- Perfectly aligned with new market dynamics for future-facing metals
- Investigating battery precursor metal production potential



FUTURE FACING METALS



Orion Minerals



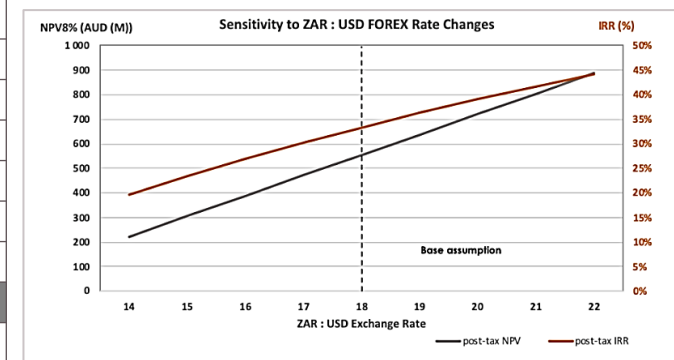
South Africa				Australia
Prieska (PCZM)	Okiep Copper Project (OCP)	Jacomynspan (JMP)	Bokspits	Fraser Range
70% ownership	56-70% ownership	50-70% ownership	Earning 70% ownership	10-30% free carried to feasibility
Copper-Zinc	Copper-Ni Tungsten	Nickel-Copper-Cobalt-PGE-Au Li, Be and REE	Copper-Gold + Nickel-Copper-Cobalt-PGE-Au	Nickel-Copper
BFS & fully permitted	BFS underway Mining Right Imminent	Scoping Study 2012 being revisited. Granted Mining Right	Exploration	Exploration

PCZM PROJECT BFS 2020: EXECUTIVE DASHBOARD



Key assumptions and Project Performance Parameters							
Price and FX Assumptions	Unit	Value	Financial Performance	Unit	Value	Unit	Value
Metal price - Cu	USD/t	6,680	NPV (pre-tax) @8% discount rate	ZAR (M)	8,566	AUD (M)	779
Metal price - Zn	USD/t	2,337	NPV (post-tax) @8% discount rate	ZAR (M)	6,069	AUD (M)	552
Exchange rate	ZAR : USD	18 : 1	IRR (pre-tax)	%	39%	%	39%
Exchange rate	ZAR : AUD	11 : 1	IRR (post-tax)	%	33%	%	33%
Exchange rate	AUD : USD	1.64 : 1	Payback from first production	years	2.4	years	2.4
Production metrics	Unit	Value	Undiscounted free cash flow (pre-tax)	ZAR (M)	17,691	AUD (M)	1,619
Life of Mine (Phase 1)	Years	11.5	Peak funding	ZAR (M)	4,542	AUD (M)	413
Treatment plant capacity	Mtpa	2.4	Project Cost Metrics	Unit	Value	Unit	Value
Phase 1 tonnage - ROM	kt	25,250	Average cash operating unit cost (C1)	ZAR/t	807	AUD/t	73
ROM Plant Feed Grade - Cu - U/G (O-Pit)	%	1.0 (1.3)	All-in-sustaining cost per unit ROM t	ZAR/t	972	AUD/t	88
ROM Plant Feed Grade - Zn - U/G (O-Pit)	%	3.3 (2.4)	All-in-sustaining cost per unit Cu eq t sold	USD/t Cu	3,531	AUD/t Cu	5,779
Overall Plant Recovery - Cu	%	83.9%	All-in-sustaining cost per unit Zn eq t sold	USD/t Zn	828	AUD/t Zn	1,355
Overall Plant Recovery - Zn	%	81.9%	Price received (net of NSR) - Cu	USD/t Cu	6,604	AUD/t Cu	10,807
Concentrate tonnage - Cu - U/G (O-Pit)	kt	1,071 (54)	Price received (net of NSR) - Zn	USD/t Zn	1,588	AUD/t Zn	2,599
Concentrate tonnage - Zn - U/G (O-Pit)	kt	1,256 (46)	All-in-sustaining margin	%	47%	%	47%
Concentrate grade UG - Cu - U/G (O-Pit)	%	19.8 (25.5)	Operating breakeven grade (Cu eq)	%	1.0%	%	1.0%
Concentrate grade UG - Zn - U/G (O-Pit)	%	52.9 (35.0)	Project Cash flows	Unit	Value	Unit	Value
NSR as % of metal price - Cu - U/G (O-Pit)	%	99.3 (92.1)	LoM net revenue	ZAR (M)	43,404	AUD (M)	3,946
NSR as % of metal price - Zn - U/G (O-Pit)	%	68.4 (51.3)	LoM operating costs (plus State Royalty)	ZAR (M)	20,082	AUD (M)	1,826
Metal sold (in concentrates) - Cu	tonnes	226,000	Project Start-up Capital Expenditure	ZAR (M)	4,100	AUD (M)	372
Metal sold (in concentrates) - Zn	tonnes	680,000	Sustaining Capital Expenditure	ZAR (M)	1,510	AUD (M)	137
Total Sales as Cu equivalent	tonnes	386,000	Income Tax	ZAR (M)	4,865	AUD (M)	442
Total Sales as Zn equivalent	tonnes	1,644,000	Cash Flow After Tax	ZAR (M)	12,826	AUD (M)	1,166
Level of Accuracy of Financial Model \pm 15%, LoM = Life of Mine, NSR = Net Smelter Return, NPV = Net Present Value, IRR = Internal Rate of Return							
There is a low level of geological confidence associated with Inferred Mineral Resources and therefore there is no certainty that further exploration work will result in the determination of Indicated Mineral Resources so that the Production Target or financial forecast information referred to in this Study will be realised.							

NPV Sensitivity (AUD (M))	% Change	-15%	-10%	-5%	0%	+5%	+10%	+15%	0%
Zn Price USD/lb	0.90	0.95	1.01	1.06	1.11	1.17	1.22	1.06	
Cu Price USD/lb	2.58	2.73	2.88	3.03	3.18	3.33	3.48	3.03	
% Change	ZAR:USD	post-tax NPV (at 8% discount rate)							IRR
-15%	15.30	112	185	257	329	400	471	541	25%
-10%	16.20	176	252	328	403	478	553	629	28%
-5%	17.10	238	319	398	477	557	636	716	31%
0	18.00	301	385	468	552	636	719	804	33%
+5%	18.90	363	451	538	626	714	803	892	36%
+10%	19.80	425	517	609	701	793	887	981	38%
+15%	20.70	487	583	679	775	873	971	1,070	41%



Refer ASX/JSE release 26 May 2020


NOM – FLAT MINES PILOT PROJECT SCOPING STUDY

Executive Dashboard							
Price and Forex Assumptions	Unit	Value	Financial Performance	Unit	Value	Unit	Value
Metal price - Cu	USD/t	7,593	NPV (pre-tax) approximated @10% discount rate	ZAR (M)	1,896	AUD (M)	170
Metal price – Au	USD/oz	1,889	NPV (post-tax) approximated @10% discount rate	ZAR (M)	1,267	AUD (M)	114
Metal price – Ag	USD/oz	24	IRR (pre-tax)	%	44%		
Exchange rate	ZAR : USD	17.2 :1	IRR (post-tax)	%	37%		
Exchange rate	ZAR : AUD	11 .1: 1	Payback from first production	years	3.25 years		
Production Metrics	Unit	Value	Undiscounted free cash flow (pre-tax)	ZAR (M)	4,607	AUD (M)	413
Life of Mine (Proof-of-Concept Phase)	Years	11.8	Peak funding	ZAR (M)	643	AUD (M)	58
Treatment plant capacity	ktpa	780	Project Cost Metrics	Unit	Value	Unit	Value
Proof-of-Concept Phase tonnage - RoM	kt	9,011	Average cash operating unit cost (C1)	ZAR/t	781	AUD/t	70
Proof-of-Concept Phase tonnage – RoM U/G	kt	7,479	All-in-sustaining cost per unit RoM t	ZAR/t	873	AUD/t	78
Proof-of-Concept Phase tonnage – RoM O-Pit	kt	1,531	All-in-sustaining cost per unit Cu t sold	USD/t Cu	4,478	AUD/t Cu	6,904
RoM Plant Feed Grade - Cu - U/G	%	1.29%	Price received (net of NSR) - Cu	USD/t Cu	7,441	AUD/t Cu	11,473
RoM Plant Feed Grade - Cu – O-Pit	%	1.28%	All-in-sustaining margin	%	40%		
RoM Plant Feed Grade – Au	g/t conc	2.2	Operating breakeven grade - Cu	%	0.83%		
RoM Plant Feed Grade – Ag	g/t conc	34	Project Cash Flows	Unit	Value	Unit	Value
Overall Plant Recovery - Cu	%	87.4%	LoM net revenue	ZAR (M)	12,712	AUD (M)	1,142
Concentrate tonnage - Cu	kt	386	LoM operating costs (plus State Royalty)	ZAR (M)	7,320	AUD (M)	657
Concentrate grade - Cu	%	25.8%	Project Start-up Capital Expenditure	ZAR (M)	595	AUD (M)	53
NSR as % of metal price - Cu	%	96.9%	Sustaining Capital Expenditure	ZAR (M)	188	AUD (M)	17
Metal sold (in concentrates) - Cu	Tonnes	102,329	Income Tax	ZAR (M)	1,368	AUD (M)	123
Total Cu Sales	Tonnes	386,787	Cash Flow After Tax	ZAR (M)	3,241	AUD (M)	291

Level of Accuracy of Financial Model \pm 25%, LoM = Life of Mine, NSR = Net Smelter Return, NPV = Net Present Value, IRR = Internal Rate of Return

There is a low level of geological confidence associated with Inferred Mineral Resources and therefore there is no certainty that further exploration work will result in the determination of Indicated Mineral Resources or that the Production Target or financial forecast information referred to in this Study will be realised. Source: *ORN Okiep Financial Model revision 4.0*

SENIOR MANAGEMENT



Errol Smart

*Managing Director &
Chief Executive Officer*

Geologist, with professional registration for JORC purposes. Errol has more than 30 years' industry experience in exploration, mine development and operations. He is also the Chairman of the Junior and Emerging Miners Forum of the Minerals Council South Africa and serves as a Director on the Board of the Minerals Council of South Africa.

Peet van Coller

Chief Financial Officer

Chartered accountant who served his Articles of Clerkship at Ernst & Young. Peet has 23 years' experience, predominantly in the mining and manufacturing sectors, including various senior finance and commercial positions at Jubilee Group Metals, Murray & Roberts, Master Drilling, Samancor Chrome, Anglo Platinum and ARM-Norilsk JV, Nkomati Nickel Mines

**Martin
Bouwmeester**

Company Secretary

Fellow of CPA Australia with over 20 years' experience in exploration, mine development and Operations. Key member of the team which evaluated, funded and developed the Fosterville Gold Mine.

Mark Meyer

*Executive:
Operations West*

Graduate Mechanical Engineer, Engineer's Certificate of Competency for Mines & Works, with 40 years' experience in Mining. Began his career in the Anglovaal gold mines, with time in the deep-level mines in the West of South Africa and the gold mines in Mpumalanga. Previously held positions at senior management level in Junior Gold Mining Operations in Ghana and Zimbabwe.

Johan Stoltz

*Executive:
Operations East*

Mining Engineer, with 27 years of experience in the mining industry. Experience includes ultra-deep mechanised mining, exposure to base metals, gold and platinum. Has held executive and board positions at South Deep Goldfields, Vedanta Zinc International and Kenmare. Qualifications in Mine Management, Mechanical Engineer and Bachelors in Engineering, major Mining Engineering.

**Louw van
Schalkwyk**

*Consulting
Geologist*

Geologist with over 30 years' experience with major South African mining houses. Part of the team that discovered the 60Mt Gamsberg East Zinc deposit in the Northern Cape. Also discovered the Byumba Gold deposit in Rwanda in 2008.

Nelson Mosiapoa

*Group Corporate Social
Responsibility Advisor*

Founder and trustee of the Mosiapoa Family Trust. Policy scholar of science and technology; served on the policy unit of the governing party in South Africa prior to the first democratic elections.

Marcus Birch

*Executive:
Sustainability*

Marcus has over 30 years' experience in mining and minerals exploration, initially as a geologist in the South African gold mining sector, and more recently in senior general management positions in the junior exploration sector.

BOARD OF DIRECTORS



Denis Waddell

Chairman

Denis is a Chartered Accountant with extensive experience in corporate finance and management of exploration and mining companies.

Errol Smart

Managing Director & Chief Executive Officer

Errol is a Geologist, with professional registration for JORC purposes. He has more than 30 years' industry experience in exploration, mine development and operations. He is also the Chairman of the Junior and Emerging Miners Forum of the Minerals Council South Africa and serves as a Director on the Board of the Minerals Council of South Africa.

Alexander Haller

Non-Executive Director

Alexander is a Partner at Zachary Capital Management, which provides advisory services to private investment companies. He is an ex-JP Morgan advisor on corporate mergers and acquisitions.

Mark Palmer

Non-Executive Director

Mark is an investment banker with 12 years' experience working with entities in Australia. He has been Investment Director at Tembo Capital since 2015.

Godfrey Gomwe

Non-Executive Director

Godfrey is the former CEO of Anglo American's Thermal Coal business and he served as Executive Director of Anglo American South Africa until August 2012.

Tom Borman

Non-Executive Director

Tom is a respected and highly experienced global mining executive who served more than 11 years working for the BHP Billiton Group in various senior managerial roles, including that of Chief Financial Officer of an Australian-listed mining company.



Orion Minerals

For further information, contact:

Orion Minerals Limited
Level 21, 55 Collins Street
Melbourne Vic 3000
Australia

Phone: +61 (0)3 8080 7170

Email: info@orionminerals.com.au

Website: www.orionminerals.com.au

ASX/JSE: ORN