



Heron Resources Limited
Quarterly Report
December 2020

Level 8, 309 Kent Street, Sydney NSW 2000

heron@heronresources.com.au

+61 2 9119 8111

ABN: 30 068 263 098

28 January 2021

SUMMARY

Woodlawn Zinc-Copper-Lead Project

- The Woodlawn Mine site remains on Care & Maintenance (C&M) following the suspension of operations on 24 March 2020, with current activities focused on preserving mining and processing infrastructure for future re-start, along with environmental management of the site.

Exploration Projects

- Near mine exploration at Woodlawn remains suspended during C&M.
- Sky Metals Ltd (ASX:SKY) announced strong gold mineralisation assay results from drill holes HUD013 and HUD014 at the Hume Target as part of the Cullarin (EL 7954) Joint Venture Project with Heron. Drilling targeted the strike and depth extent of the high-grade gold mineralisation previously defined by Sky at the Hume Target.
- Alchemy Resources Ltd (ASX:ALY) announced the completion of a second diamond drill hole (OFDD004) at Overflow (EL 5878) as part of their Farm In Agreement with Heron, returning low grade gold mineralisation.

Corporate

- **Cash:** Heron held A\$10.5 million in cash (including bonds of A\$3.7 million) at 31 December 2020.
- **Strategic Process:** On 14 August 2020, the Company announced the appointment of Azure Capital to explore strategic options for Woodlawn including refinancing, joint ventures, and partial or complete divestment. During the quarter, optimisation studies and key work programs targeting value-add opportunities at Woodlawn were progressed or completed. A fully furnished data room has been established to support interested parties currently reviewing the project under confidentiality agreement. Under the current timetable for the Strategic Process, initial indicative non-binding proposals are expected to be received during the current quarter. The Company will provide further updates as the Strategic Process continues.



Heron Resources Limited

Quarterly Report

December 2020

Heron Resources Ltd (“Heron” or the “Company”) is pleased to provide its report for the December 2020 quarter.

WOODLAWN ZINC-COPPER PROJECT

Heron holds a direct 100% ownership of the mineral rights at the Woodlawn Mine site situated 40km south of Goulburn and 250km south-west of Sydney, in southern NSW, Australia.

Over the past five years Heron has developed the Woodlawn Zinc-Copper Project through planning, construction, commissioning and ramp up to commercial production. Construction was completed in the June 2019 quarter and the first lead and zinc concentrates were produced and shipped in September and October 2019. The first concentrate sales revenue was received in October 2019.

Woodlawn Project – Operations Report

On 24 March 2020, operations were suspended at Woodlawn due to travel and other restrictions imposed by Australian Federal and State Governments in response to the COVID-19 pandemic, and also to safeguard the financial position of the Company. The majority of employees and all contractors were demobilised following the announcement, and the site has remained in C&M since that time. All mine and process plant infrastructure assets are being maintained by a small team of remaining personnel to a level that will support a rapid re-start of operations. Regulatory compliance is being maintained along with stringent security, health, safety and environmental protection protocols. During the period in which the Company is undertaking the current Strategic Process, it is expected that mining operations and process plant production at Woodlawn will remain suspended.

Operational activities under C&M during the December quarter were:

- **Safety:** No significant injuries or incidents occurred. Site access and hygiene procedures aligned with the Minerals Council of Australia COVID-19 protocols and guidance from NSW Dept. of Health were maintained throughout the quarter.
- **Environment:** Planning works were undertaken in preparation for an alternative capping trial for long term rehabilitation of the tailings storage facilities, scheduled to commence during the March quarter.
- **Underground Mine:** There was no underground mine development or production during the quarter. Routine inspections, dewatering and ventilation to the base of the current mine development are being maintained.
- **Tailings Reclaim:** No tailings were reclaimed. Water levels on the historic and new tailings storage facilities are being managed in accordance with good geotechnical practice.
- **Process Plant:** There was no process plant production during the quarter. All plant facilities are being routinely inspected and maintained in accordance with a C&M program designed to ensure all plant is kept in a state of readiness for a re-start of operations. Sedgman carried out a number of projects during the quarter to rectify defects identified during operations as part of their ongoing warranty obligations. The process water treatment plant was decommissioned and returned to the vendor. The plant had not performed as designed during the operational phase due to feed water specification issues. An alternative water treatment concept has been identified and engineering studies were progressed during the quarter.
- **Concentrate Production/Sales:** There was no production or sales of concentrate during the quarter.
- **Optimisation studies and key work programs:** A number of studies and engineering programs continued or were completed during the quarter. These studies and programs were undertaken to identify value-adding opportunities in



Heron Resources Limited

Quarterly Report

December 2020

support of the current strategic process and are aimed at addressing technical issues that were identified during Woodlawn's operational phase. For the underground mine, mine design optimisation and old workings re-entry planning projects were completed. For the process plant, flotation flow sheet development is ongoing and is expected to be completed next quarter. Additionally, site water treatment and balancing investigations continued and are expected to be completed next quarter.

Woodlawn Exploration

- **Woodlawn Near-Mine Targets:** Heron's exploration focus is discovery and delineation of additional mineralised Volcanogenic Massive Sulfide (VMS) lenses directly north of the Woodlawn orebody. Prospects targeted are within the NW-oriented "Woodlawn Corridor" of prospective stratigraphy and within a NW to NE trending 2.5 km arc from the mine (Figure 1). During C&M, no near-mine exploration is being undertaken.
- **Woodlawn Regional Prospects:** Heron holds a strategic 1,372 sq-km tenement package covering the prospective Silurian volcanic rocks, similar to those which hosts the Woodlawn VMS base metal deposit. Heron's exploration focus is on historically known mineralisation zones with prospective geology, with the objective of locating comparable grade and metallurgy to that characterising Woodlawn, and within potential trucking distance of the Woodlawn mine and processing facility.

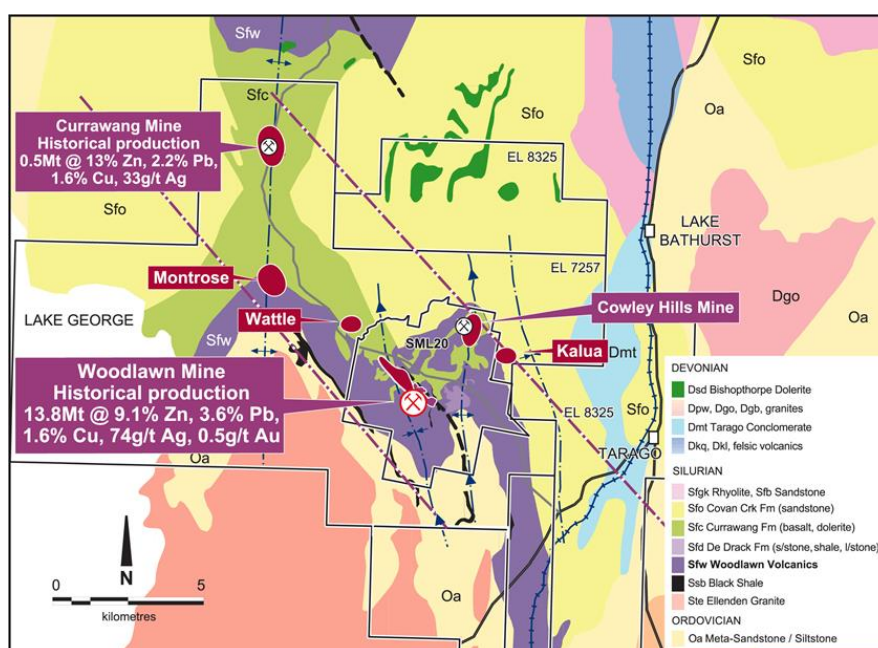


Figure 1: Woodlawn near-mine exploration prospects within NW striking Woodlawn Corridor.



Heron Resources Limited

Quarterly Report

December 2020

Exploration Joint Ventures

Heron retains interests in tenement holdings within the Lachlan Fold Belt of NSW and the Eastern Goldfields of Western Australia. These tenures are held through farm-in and joint venture interests, which include a number of other free-carried residual or royalty interests with minimal cost to Heron.

Sky Metals Farm-In and Joint Venture Agreement

As announced on the 9 October 2019, a farm-in agreement was signed with Sky Metals Ltd (ASX:SKY) relating to three tenements at Cullarin (EL 7954) and Kangiara (EL 8400, EL 8573), targeting McPhillamy's style gold mineralisation (Figure 2). Key terms of the agreement include: first year minimum expenditure of \$400 k; \$1.6 M expenditure over the next two years to earn 80%, with a Heron free-carry to DFS or \$10 M of expenditure; 10 M Sky options at a strike price of 15c.

Sky announced (ASX:SKY 4 August 2020) it had reached total expenditure of \$2 million thereby earning its 80% interest in the Cullarin and Kangiara projects.

Sky have continued to report strong results from drilling at its Hume target on the Cullarin project with significant results announced during the December quarter summarised below:

- HUD013: 19 m @ 3.04 g/t gold from 161 m including, 8 m @ 4.93 g/t gold from 172 m.
- HUD014: 4.9 m @ 8.13 g/t gold from 92 m and; 5 m @ 9.72 g/t gold from 233 m.

A high-grade intersection of VMS base metal mineralisation was intersected by HUD005, located 250 m north of HUD002 intercepting:

- HUD005: 6 m grading 6.61% Zn, 5.83% Pb, 1.28% Cu from 273 m.

Re-sampling of historic drill core confirmed historically recorded drill intersections:

- WL28: 134.1 m @ 1.10 g/t Au from 25.9 m, including 12 m @ 3.96 g/t Au from 32 m, including 4 m @ 7.15 g/t Au from 32 m.
- WL31: 135.8 m @ 0.73 g/t Au from 23.8 m, including 7 m @ 5.14 g/t Au from 24 m.
- WL24c: 12.8 m @ 2.81 g/t Au from 70.5 m, including 5.3 m @ 4.61 g/t Au from 70.5 m.

Sky is awaiting assay results from drill holes HUD015 – 018.



Heron Resources Limited

Quarterly Report

December 2020

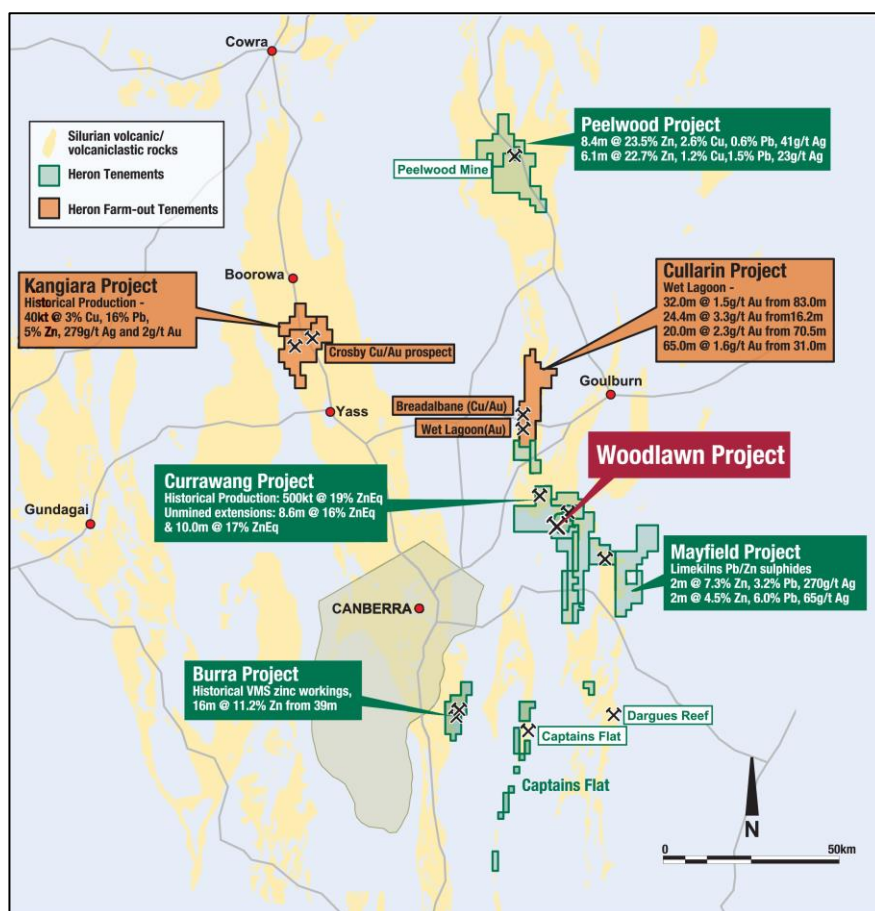


Figure 2: Heron NSW projects, including Kangiara and Cullarin farmed out to Sky Metals Ltd.

Alchemy Farm-In and Joint Venture (Overflow, Girilambone, Eurow and Yellow Mountain)

Heron entered into a Farm-In Agreement with Alchemy Resources Limited (ASX:ALY) in May 2016. The Farm-In Agreement includes eight Exploration Licences comprising 674 sq-km in the central Lachlan Fold Belt in NSW (Figure 3). Alchemy has earned a 51% interest in the tenements after spending \$1 M and has moved to earn 80% by spending an additional \$1 M by 30 May 2021.

During the quarter Alchemy announced (ASX:ALY 12 October 2020) that it had completed a diamond drill hole OFDD003 to 351.5 m depth at the Overflow Mine (EL 5878), located in the Cobar Basin NSW. Drill hole OFDD003 was targeted approximately 100 m down plunge and to the south of previous drilling including:

- TBB008: 7m @ 6.7g/t Au, 19g/t Ag, 1.9% Zn, 1.4% Pb, 0.3% Cu from 236 m
- OFDD001: 18 m @ 2.1 g/t Au, 111 g/t Ag, 1.1% Zn from 245 m
- OFDD002: 3 m @ 7.3 g/t Au, 43 g/t Ag, 4.6% Zn, 4.2% Pb, 0.3% Cu from 236 m

Assays from OFDD003 returned 15.8 m @ 0.8 g/t Au, 30 g/t Ag, 1.4% Zn, 0.7% Pb from 266m (incl. 1.1 m @ 4.2 g/t Au, 23g/t Ag, 2.5% Zn, 1.5% Pb). A follow up hole at 100 m down plunge and to the south of OFDD003 was completed and



Heron Resources Limited

Quarterly Report

December 2020

returned a best intercept of 2 m @ 0.7 g/t Au, 5 g/t Ag, 0.9% Zn, 0.4% Pb from 284 m. The drilling confirmed the presence of the Overflow shear zone as well as highlighting the complexity of structural controls on high grade shoots. Down-hole EM on OFDD004 returned a weak conductor relating to the Overflow Shear zone.

Alchemy announced (ASX:ALY 9 June 2020) it had identified two significant Cu-Au porphyry exploration targets at the Melrose and Yellow Mountain mine prospects within EL 8356. The Melrose target is located within a major hydrothermal alteration system with geochemical signatures similar to large Cu-Au porphyry deposits (e.g., Newcrest's Cadia). At Yellow Mountain, Alchemy has identified a strong IP anomaly using legacy data that to-date has not been drill tested. Alchemy intends to conduct IP surveys over the targets to better prioritise drill targets.

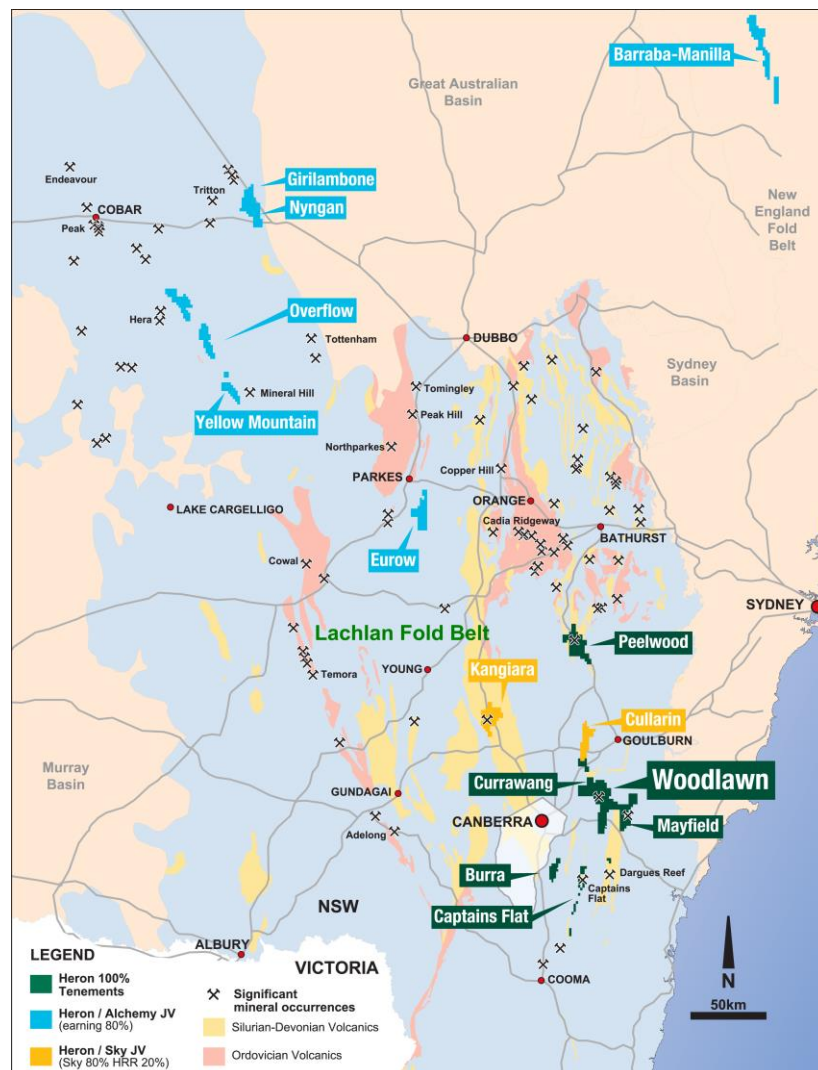


Figure 3: Heron NSW Projects (including Sky Metals & Alchemy JV projects).



Heron Resources Limited

Quarterly Report

December 2020

Compliance Statements (JORC 2012)

The technical information in this report relating to the exploration results is based on information compiled or reviewed by Ms. Alexandra Bonner, who is a Member of the Australian Institute of Mining and Metallurgy. Ms. Bonner has sufficient experience, which is relevant to the style of mineralisation and type of deposit under consideration and to the activity which he is undertaking to qualify as a Competent Person as defined in the 2012 edition of the "Australasian Code for Reporting of Exploration Results. Ms. Bonner has reviewed this report and approves the scientific and technical disclosure related to exploration results within.

Corporate Directory

Directors Stephen Dennis** <i>Chairman</i> Ian Pattison ** Mark Sawyer* Ricardo De Armas* * <i>Denotes Non-executive</i> + <i>Denotes Independent</i>	Issued Share Capital As at the date of this report, Heron Resources Limited had 428,664,605 ordinary shares and 250,000 Performance Rights. The Performance rights are \$nil exercise price options and expire on 1 July 2021. Heron trades on the ASX as HRR.	Registered Office and Address for Correspondence Sydney Suite 2, Level 8, 309 Kent Street Sydney NSW 2000 Telephone +61 2 9119 8111 Email heron@heronresources.com.au Website www.heronresources.com.au																																																				
Executive Management Tim Dobson <i>Chief Executive Officer</i> Simon Smith <i>Chief Financial Officer and Company Secretary.</i>	Monthly Share Price Activity (A\$ per share - ASX) <table><tr><th>Month</th><th>High</th><th>Low</th><th>Close</th></tr><tr><td>Jan 20</td><td>0.105</td><td>0.082</td><td>0.084</td></tr><tr><td>Feb 20</td><td>0.09</td><td>0.068</td><td>0.069</td></tr><tr><td>Mar 20</td><td>0.071</td><td>0.017</td><td>0.019</td></tr><tr><td>Apr 20</td><td>0.075</td><td>0.019</td><td>0.048</td></tr><tr><td>May 20</td><td>0.052</td><td>0.039</td><td>0.047</td></tr><tr><td>Jun 20</td><td>0.058</td><td>0.040</td><td>0.044</td></tr><tr><td>Jul 20</td><td>0.048</td><td>0.036</td><td>0.038</td></tr><tr><td>Aug 20</td><td>0.041</td><td>0.030</td><td>0.031</td></tr><tr><td>Sep 20</td><td>0.059</td><td>0.030</td><td>0.045</td></tr><tr><td>Oct 20</td><td>0.052</td><td>0.043</td><td>0.051</td></tr><tr><td>Nov 20</td><td>0.077</td><td>0.052</td><td>0.069</td></tr><tr><td>Dec 20</td><td>0.067</td><td>0.047</td><td>0.049</td></tr></table>	Month	High	Low	Close	Jan 20	0.105	0.082	0.084	Feb 20	0.09	0.068	0.069	Mar 20	0.071	0.017	0.019	Apr 20	0.075	0.019	0.048	May 20	0.052	0.039	0.047	Jun 20	0.058	0.040	0.044	Jul 20	0.048	0.036	0.038	Aug 20	0.041	0.030	0.031	Sep 20	0.059	0.030	0.045	Oct 20	0.052	0.043	0.051	Nov 20	0.077	0.052	0.069	Dec 20	0.067	0.047	0.049	Share Registry (Australia) Automic Level 5, 126 Philip Street Sydney NSW 2000 P: 1300 288 664 (within Australia) P: +61 (2) 9698 5414 (outside Australia) E: hello@automic.com.au W: www.automic.com.au All security holder correspondence to: PO BOX 2226, Strawberry Hills, NSW 2012 Please direct enquiries regarding Australian shareholdings to the Share Registrar.
Month	High	Low	Close																																																			
Jan 20	0.105	0.082	0.084																																																			
Feb 20	0.09	0.068	0.069																																																			
Mar 20	0.071	0.017	0.019																																																			
Apr 20	0.075	0.019	0.048																																																			
May 20	0.052	0.039	0.047																																																			
Jun 20	0.058	0.040	0.044																																																			
Jul 20	0.048	0.036	0.038																																																			
Aug 20	0.041	0.030	0.031																																																			
Sep 20	0.059	0.030	0.045																																																			
Oct 20	0.052	0.043	0.051																																																			
Nov 20	0.077	0.052	0.069																																																			
Dec 20	0.067	0.047	0.049																																																			



Heron Resources Limited

Quarterly Report

December 2020

Appendix 5B

Mining exploration entity or oil and gas exploration entity quarterly cash flow report

Name of entity

Heron Resources Limited

ABN

30 068 263 098

Quarter ended ("current quarter")

31 December 2020

Consolidated statement of cash flows		Current quarter \$A'000	Year to date (6 months) \$A'000
1.	Cash flows from operating activities		
1.1	Receipts from customers	732	1,264
1.2	Payments for		
	(a) exploration & evaluation		
	(b) development		
	(c) production		
	(d) staff costs		
	(e) administration and corporate costs	(1,071)	(2,280)
1.3	Dividends received (see note 3)		
1.4	Interest received		
1.5	Interest and other costs of finance paid	(108)	(310)
1.6	Taxes refunded/(paid) (GST)	111	1,003
1.7	Government grants and tax incentives	1,260	1,494
1.8	Other (provide details if material)		
1.9	Net cash from / (used in) operating activities	924	1,171
2.	Cash flows from investing activities		
2.1	Payments to acquire or for:		
	(a) entities		
	(b) tenements		
	(c) property, plant and equipment		
	(d) exploration & evaluation		
	(e) investments		
	(f) other non-current assets (mine development)	(2,299)	(8,120)
2.2	Proceeds from the disposal of:		
	(a) entities		
	(b) tenements		



Heron Resources Limited

Quarterly Report

December 2020

Consolidated statement of cash flows		Current quarter \$A'000	Year to date (6 months) \$A'000
(c) property, plant and equipment			
(d) investments			
(e) other non-current assets			
2.3 Cash flows from loans to other entities			
2.4 Dividends received (see note 3)			
2.5 Other (provide details if material)			
2.6 Net cash from / (used in) investing activities		(2,299)	(8,120)

3. Cash flows from financing activities		
3.1 Proceeds from issues of equity securities (excluding convertible debt securities)		
3.2 Proceeds from issue of convertible debt securities		
3.3 Proceeds from exercise of options		
3.4 Transaction costs related to issues of equity securities or convertible debt securities		
3.5 Proceeds from borrowings	0	3,500
3.6 Repayment of borrowings		
3.7 Transaction costs related to loans and borrowings		
3.8 Dividends paid		
3.9 Other (provide details if material)		
3.10 Net cash from / (used in) financing activities	0	3,500

4. Net increase / (decrease) in cash and cash equivalents for the period		
4.1 Cash and cash equivalents at beginning of period	11,856	13,789
4.2 Net cash from / (used in) operating activities (item 1.9 above)	924	1,171
4.3 Net cash from / (used in) investing activities (item 2.6 above)	(2,299)	(8,120)
4.4 Net cash from / (used in) financing activities (item 3.10 above)	0	3,500
4.5 Effect of movement in exchange rates on cash held	(15)	126
4.6 Cash and cash equivalents at end of period	10,466	10,466



Heron Resources Limited

Quarterly Report

December 2020

5.	Reconciliation of cash and cash equivalents at the end of the quarter (as shown in the consolidated statement of cash flows) to the related items in the accounts	Current quarter \$A'000	Previous quarter \$A'000
5.1	Bank balances	6,765	8,155
5.2	Call deposits		
5.3	Bank overdrafts		
5.4	Other (environmental bond)	3,701	3,701
5.5	Cash and cash equivalents at end of quarter (should equal item 4.6 above)	10,466	11,856

6.	Payments to related parties of the entity and their associates	Current quarter \$A'000
6.1	Aggregate amount of payments to related parties and their associates included in item 1	40
6.2	Aggregate amount of payments to related parties and their associates included in item 2	4
<p><i>Note: if any amounts are shown in items 6.1 or 6.2, your quarterly activity report must include a description of, and an explanation for, such payments.</i></p> <p>Payments include Directors' fees and advisory.</p>		



Heron Resources Limited

Quarterly Report

December 2020

7.	Financing facilities <i>Note: the term "facility" includes all forms of financing arrangements available to the entity.</i> <i>Add notes as necessary for an understanding of the sources of finance available to the entity.</i>	Total facility amount at quarter end \$A'000	Amount drawn at quarter end \$A'000
7.1	Loan facilities	84,831	84,831
7.2	Credit standby arrangements		
7.3	Other (please specify)		
7.4	Total financing facilities	84,831	84,831
7.5	Unused financing facilities available at quarter end		-
7.6	<p>Include in the box below a description of each facility above, including the lender, interest rate, maturity date and whether it is secured or unsecured. If any additional financing facilities have been entered into or are proposed to be entered into after quarter end, include a note providing details of those facilities as well.</p> <p>Senior debt loan facility from Orion Mine Finance is for USD \$50 million and fully drawn down. The funding rate is the aggregate of a margin of 7.25% and the applicable LIBOR rate, being a minimum of 2.5%, for each interest period.</p> <p>"Care and Maintenance" loan facility from funds managed by Castlake L.P is for AUD \$3.5 million and fully drawn down. The funding rate is the aggregate of a margin of 12.5% and the applicable BBSY Bid rate, being a minimum of 2.5%, for each interest period.</p> <p>The Company has received an event of default waiver from Orion Mine Finance, Greenstone & funds managed by Castlake L.P until August 2021.</p>		

8.	Estimated cash available for future operating activities	\$A'000
8.1	Net cash from / (used in) operating activities (item 1.9)	(924)
8.2	(Payments for exploration & evaluation classified as investing activities) (item 2.1(d))	-
8.3	Total relevant outgoings (item 8.1 + item 8.2)	(924)
8.4	Cash and cash equivalents at quarter end (item 4.6)	6,765
8.5	Unused finance facilities available at quarter end (item 7.5)	-
8.6	Total available funding (item 8.4 + item 8.5)	6,765
8.7	Estimated quarters of funding available (item 8.6 divided by item 8.3)	7.3
	<p><i>Note: if the entity has reported positive relevant outgoings (ie a net cash inflow) in item 8.3, answer item 8.7 as "N/A". Otherwise, a figure for the estimated quarters of funding available must be included in item 8.7.</i></p>	
8.8	<p>If item 8.7 is less than 2 quarters, please provide answers to the following questions:</p> <p>8.8.1 Does the entity expect that it will continue to have the current level of net operating cash flows for the time being and, if not, why not?</p> <p>The Woodlawn mine and operations have transitioned to care and maintenance effective from 25 March 2020.</p>	



Heron Resources Limited

Quarterly Report

December 2020

8.8.2 Has the entity taken any steps, or does it propose to take any steps, to raise further cash to fund its operations and, if so, what are those steps and how likely does it believe that they will be successful?

The Company has received a default event waiver from Orion Mine Finance, Greenstone & funds managed by Castlelake L.P until August 2021.

8.8.3 Does the entity expect to be able to continue its operations and to meet its business objectives and, if so, on what basis?

The event of default waiver provides the necessary time for the Company to work with its key stakeholders to determine a path forward for the Woodlawn mine.

Note: where item 8.7 is less than 2 quarters, all of questions 8.8.1, 8.8.2 and 8.8.3 above must be answered.



Heron Resources Limited

Quarterly Report

December 2020

8.1 Interests in Mining Tenements transferred, relinquished, withdrawn, reduced or lapsed.

Interests in Mining Tenements sold, reduced or relinquished

Tenement	Location	Nature of Interest	% Beginning of Quarter	% At end of Quarter
Nil				

Interests in Mining Tenements acquired or increased

Tenement	Location	Nature of Interest	% Beginning of Quarter	% At end of Quarter

Heron Resources Ltd Tenement Schedule for June 2020 Quarterly Report

Tenement	Location	Heron Interest (%)	Status	Note
New South Wales Projects				
Woodlawn Project				
EL7257	40km SSW of Goulburn	100	Live	
EL7468	5km E of Collector	100	Live	
EL7469	15km E of Bungendore	100	Live	
EL7954	25km W of Goulburn	100	Live	
EL8325	60km ENE of Canberra	100	Live	
EL8353	7.5km SE of Woodlawn	100	Live	
S(C&PL)L20	40km SSW of Goulburn	100	Live	
EL8400	27km NNE of Yass	100	Live	
EL8573	30km NNW of Yass	100	Live	
EL8623	90km north of Woodlawn	100	Live	
EL8712	100km north of Woodlawn	100	Live	
EL8796	65km south of Woodlawn	100	Live	
EL8797	65km south of Woodlawn	100	Live	
EL8945	20km southeast of Woodlawn	100	Live	
Alchemy Farm in & JV Tenements¹				
Barraba-Manilla				
EL8711	90km W of Armidale	49	Live	1
Nyngan/Girilambone				
EL8631	10km NW of Nyngan	49	Live	1
EL8318	27km NW of Nyngan	49	Live	1
Overflow/Eurow/Parkes				
EL5878	100km NW of Condobolin	49	Live	1
EL7941	100km NW of Condobolin	49	Live	1
EL8267	70km SE of Cobar	49	Live	1
EL8356	59km WSW of Tottenham	49	Live	1
EL8192	23km SE of Parkes	49	Live	1
Sky Metals Farm-in Tenements²				
Cullarin & Kangiara Projects				
EL7954	25km W of Goulburn	20	Live	2
EL8400	27km NNE of Yass	20	Live	2
EL8573	30km NNW of Yass	20	Live	2



Heron Resources Limited

Quarterly Report

December 2020

Tenement	Location	Heron Interest (%)	Status	Note
Western Australian Projects – Royalty Interests				
E24/00203	78km NW of Kalgoorlie	Retains gold royalty	Live	3
E29/00889	78km NW of Kalgoorlie	Retains gold royalty	Live	3
M24/00634	78km NW of Kalgoorlie	Retains gold royalty	Live	3
M24/00660	75km NW of Kalgoorlie	Retains gold royalty	Live	3
M24/00663	75km NW of Kalgoorlie	Retains gold royalty	Live	3
M24/00664	75km NW of Kalgoorlie	Retains gold royalty	Live	3
M24/00686	75km NW of Kalgoorlie	Retains gold royalty	Live	3
M24/00915	78km NW of Kalgoorlie	Retains gold royalty	Live	3
M24/00916	78km NW of Kalgoorlie	Retains gold royalty	Live	3
M24/00665	75km NW of Kalgoorlie	Retains gold royalty	Live	3
M24/00683	78km NW of Kalgoorlie	Retains gold royalty	Live	3
M24/00772	71km NW of Kalgoorlie	Retains gold royalty	Live	3
M24/00797	78km NW of Kalgoorlie	Retains gold royalty	Live	3
M24/00757	63km NW of Kalgoorlie	Retains gold royalty	Live	3
P24/04395	70km NW of Kalgoorlie	Retains gold royalty	Live	3
P24/04396	70km NW of Kalgoorlie	Retains gold royalty	Live	3
P24/04400	70km NW of Kalgoorlie	Retains gold royalty	Live	3
P24/04401	70km NW of Kalgoorlie	Retains gold royalty	Live	3
P24/04402	70km NW of Kalgoorlie	Retains gold royalty	Live	3
P24/04403	70km NW of Kalgoorlie	Retains gold royalty	Live	3
E15/01010	60km SSE of Kalgoorlie	Retains gold and base metal royalty	Live	4
G24/40	14km N of Kalgoorlie	Retains gold royalty	Live	5

Notes:

1. Subject to Farm-in and Joint Venture Agreement between Alchemy Resources Ltd and Heron.
2. Sky 80%, Heron 20%. Heron free carried to DFS or \$10 million expenditure.
3. Eastern Goldfields Ltd hold 100% interest, Heron retains gold royalty, Ardea Resources Ltd receiving non-gold rights.
4. St Ives Gold Mining, Heron retains gold royalty and the right to explore and mine nickel
5. Kalgoorlie Consolidated Gold Mines (KCGM), Heron retains Au royalty.



Heron Resources Limited

Quarterly Report

December 2020

Issued and quoted securities at end of current quarter

Description includes rate of interest and any redemption or conversion rights together with prices and dates.

	Total number	Number quoted	Issue price per security (see note 3) (\$)	Amount paid up per security (see note 3) (\$)
9.1 Preference securities (description)				
9.2 Changes during Quarter				
(a) Increases through share issues				
(b) Decreases through returns of capital, buybacks, redemptions				
Ordinary securities	428,664,605	428,664,605		
9.3 Changes during Quarter				
(a) Increases through share issues				
(b) Decreases through returns of capital, buybacks				
9.4 Convertible debt securities (description)	34,995,220	34,995,220	US\$1.00	US\$1.00
9.5 Changes during Quarter				
(a) Increases through issues				
(b) Decreases through securities matured, converted				
9.6 Options/Performance Rights (description and conversion factor)	250,000 (Perf Rights)	Nil	Exercise Price \$Nil	Expiry Date 1 July 2021
9.7 Issued during Quarter				
9.8 Exercised during Quarter				
9.9 Expired during Quarter	565,000	Nil	\$0.72	4 Dec 2020
9.10 Debentures (totals only)				
9.11 Unsecured notes (totals only)				

Compliance 2.2 Details of outlays made by other entities to establish or increase their share in projects in which the reporting entity has an interest.



Heron Resources Limited

Quarterly Report

December 2020

Nothing to report

Compliance Statement

1. This statement has been prepared under accounting policies which comply with accounting standards as defined in the Corporations Act or other standards acceptable to ASX (see note 4).
2. This statement does give a true and fair view of the matters disclosed.

Sign here:

Date: 28 January 2021

Print name: Company Secretary
Simon Smith

Notes

1. The Quarterly Report is to provide a basis for informing the market how the entity's activities have been financed for the past Quarter and the effect on its cash position. An entity wanting to disclose additional information is encouraged to do so, in a note or notes attached to this report.
2. The "Nature of Interest" (items 6.1 and 6.2) includes options in respect of interests in mining tenements acquired, exercised or lapsed during the reporting period. If the entity is involved in a joint venture agreement and there are conditions precedent which will change its percentage interest in a mining tenement, it should disclose the change of percentage interest and conditions precedent in the list required for items 6.1 and 6.2.
3. **Issued and quoted securities** The issue price and amount paid up is not required in items 7.1 and 7.3 for fully paid securities.
4. The definitions in, and provisions of, *AASB 1022: Accounting for Extractive Industries* and *AASB 1026: Statement of Cash Flows* apply to this report.
5. **Accounting Standards** ASX will accept, for example, the use of International Accounting Standards for foreign entities. If the standards used do not address a topic, the Australian standard on that topic (if any) must be complied with.