

FORM 603

Corporations Act 2001

Section 671B

Notice of initial substantial holder**To: Company Name/Scheme: NEXTDC LIMITED**ACN/ARSN: **143 582 521****1. Details of substantial holder**

Name: Commonwealth Bank of Australia ACN 123 123 124 (CBA) and its related bodies corporate listed in annexure A

The holder became a substantial holder on: **22/11/2016****2. Details of voting power**

The total number of votes attached to all the voting shares in the company or voting interests in the scheme that the substantial holder or an associate had a relevant interest in on the date the substantial holder became a substantial holder are as follows.

Class of securities	Number of securities	Person's votes	Voting power (%)
Fully Paid ordinary shares	11,790,042	11,790,042	4.15

For the Securities (if any) listed below see NOTE 1 at the end of this form

Class of securities	Number of securities	Person's votes	Voting power (%)
Fully Paid ordinary shares	2,923,298	2,923,298	1.02

Class of securities	Number of securities	Person's votes	Voting power (%)
GRAND TOTAL Fully paid ordinary shares	14,713,340	14,713,340	5.17

3. Details of relevant interests

The nature of the relevant interest the substantial holder or an associate had in the following voting securities on the date the substantial holder became a substantial holder are as follows:

Holder of relevant interest	Nature of relevant interest	Class and number of securities
CBA Markets Limited ACN 003 485 952	<p>Relevant interest under paragraph 608(1)(b) and/or 608(1)(c) of the Corporations Act 2001 (Cth), being a relevant interest arising as a result of having the power to control the exercise of the right to vote attached to securities and/or to control the exercise of the power to dispose of securities in a proprietary capacity (including as a result of underwriting activities). In addition, if any OTC derivatives, warrants or other securities (other than ordinary shares or ordinary units (as applicable)) are referred to below in this row, the relevant interest in respect of those securities arises under subsection 608(8) being an accelerated relevant interest held in the same capacity.</p> <p>Nature of relevant interest derived from; ordinary shares 91,982</p>	<p>91,982 Fully paid ordinary shares</p>
Avanteos Investments Limited ACN 096 259 979	<p>Relevant interest under paragraph 608(1)(a), 608(1)(b) and 608(1)(c) of the Corporations Act 2001 (Cth), being a relevant interest arising as a result of being the registered holder of the relevant securities in its capacity as a superannuation trustee. In addition, if any OTC derivatives, warrants or other securities (other than ordinary shares or ordinary units (as applicable)) are referred to below in this row, the relevant interest in respect of those securities arises under subsection 608(8) being an accelerated relevant interest held in the same capacity.</p> <p>Nature of relevant interest derived from; ordinary shares 54,689</p>	<p>54,689 Fully paid ordinary shares</p>
Colonial First State Investments Limited (Note 1) ACN 002 348 352	<p>Relevant interest under paragraph 608(1)(b) and/or 608(1)(c) of the Corporations Act 2001 (Cth), being a relevant interest arising from having the residual power to control the exercise of the right to vote attached to securities and/or to control the exercise of the power to dispose of securities in its capacity as a responsible entity of a managed investment scheme (which managed investment scheme is not managed by either Colonial First State Investments Limited or a related body corporate). In addition, if any OTC derivatives, warrants or other securities (other than ordinary shares or ordinary units (as applicable)) are referred to below in this row, the relevant interest in respect of those securities arises under subsection 608(8) being a residual accelerated relevant interest held in the same capacity. Colonial First State Investments Limited has authorised the manager of each such managed investment scheme to exercise the powers referred to in paragraph 608(1)(b) and/or 608(1)(c) of the Corporations Act 2001 (Cth) in relation to those securities managed by the manager to the exclusion of</p>	<p>2,923,298 Fully paid ordinary shares</p> <p>(including 120,917 borrowed from Citigroup Global Markets Limited (Agreement 1), see Annexure C)</p> <p>(including 174,872 borrowed from UBS AG (Agreement 3), see Annexure C)</p> <p>(including 101,691 borrowed from UBS AG (Agreement 1), see Annexure C)</p> <p>(including 407,905 borrowed from UBS AG (Agreement 2), see Annexure C)</p>

	<p>Colonial First State Investments Limited except for provisions allowing Colonial First State Investments Limited to terminate the agreement with the manager or to exercise those powers where the agreement is terminated.</p> <p>Nature of relevant interest derived from; ordinary shares 2,923,298</p>	
Colonial First State Asset Management (Australia) Limited ACN 114 194 311	<p>Relevant interest under paragraph 608(1)(b) and/or 608(1)(c) of the Corporations Act 2001 (Cth), being a relevant interest arising from having the power to control the exercise of the right to vote attached to securities and/or to control the exercise of the power to dispose of securities in its capacity as investment manager (as provided for under its investment mandates). In addition, if any OTC derivatives, warrants or other securities (other than ordinary shares or ordinary units (as applicable)) are referred to below in this row, the relevant interest in respect of those securities arises under subsection 608(8) being an accelerated relevant interest held in the same capacity.</p> <p>Nature of relevant interest derived from; ordinary shares 11,643,371</p>	<p>11,643,371 Fully paid ordinary shares</p>
Colonial First State Investments Limited ACN 002 348 352	<p>Relevant interest under paragraph 608(1)(b) and/or 608(1)(c) of the Corporations Act 2001 (Cth), being a relevant interest arising from having the power to control the exercise of the right to vote attached to securities and/or to control the exercise of the power to dispose of securities in its capacity as a responsible entity of a managed investment scheme (which managed investment scheme is managed by Colonial First Statement Investments Limited or a related body corporate). In addition, if any OTC derivatives, warrants or other securities (other than ordinary shares or ordinary units (as applicable)) are referred to below in this row, the relevant interest in respect of those securities arises under subsection 608(8) being an accelerated relevant interest held in the same capacity.</p> <p>Nature of relevant interest derived from; ordinary shares 8,450,918</p>	<p>8,450,918 Fully paid ordinary shares</p> <p>(including 120,917 borrowed from Citigroup Global Markets Limited (Agreement 1), see Annexure C)</p> <p>(including 174,872 borrowed from UBS AG (Agreement 3), see Annexure C)</p> <p>(including 101,691 borrowed from UBS AG (Agreement 1), see Annexure C)</p> <p>(including 407,905 borrowed from UBS AG (Agreement 2), see Annexure C)</p>
Commonwealth Bank Officers Superannuation Corporation Pty Limited ACN 074 519 798	<p>Relevant interest under paragraph 608(1)(b) and/or 608(1)(c) of the Corporations Act 2001 (Cth), being a relevant interest arising from having the power to control the exercise of the right to vote attached to securities and/or to control the exercise of the power to dispose of securities in its capacity as trustee for the Officers' Superannuation Fund. In addition, if any OTC derivatives, warrants or other securities (other than ordinary shares or ordinary units (as applicable)) are referred to below in this row, the relevant interest in respect of those securities arises under subsection 608(8) being an accelerated relevant interest held in the same capacity.</p> <p>Nature of relevant interest derived from;</p>	<p>742,387 Fully paid ordinary shares</p>

	ordinary shares 742,387	
ASB Group Investments Limited Company Number 533945	<p>Relevant interest under paragraph 608(1)(b) and/or 608(1)(c) of the Corporations Act 2001 (Cth), being a relevant interest arising from having the power to control the exercise of the right to vote attached to securities and/or to control the exercise of the power to dispose of securities in its capacity as investment manager, as provided for under its investment mandates, as a life company holding statutory funds and as the responsible entity or manager of a managed investment scheme. In addition, if any OTC derivatives, warrants or other securities (other than ordinary shares or ordinary units (as applicable)) are referred to below in this row, the relevant interest in respect of those securities arises under subsection 608(8) being an accelerated relevant interest held in the same capacity.</p> <p>Nature of relevant interest derived from; ordinary shares 88,949</p>	<p>88,949 Fully paid ordinary shares</p>
Colonial First State Investments Limited ACN 002 348 352	<p>Relevant interest under paragraph 608(1)(b) and/or 608(1)(c) of the Corporations Act 2001 (Cth), being a relevant interest arising from having the power to control the exercise of the right to vote attached to securities and/or to control the exercise of the power to dispose of securities in its capacity as a responsible entity of a managed investment scheme (which managed investment scheme is managed by Colonial First Statement Investments Limited or a related body corporate). In addition, if any OTC derivatives, warrants or other securities (other than ordinary shares or ordinary units (as applicable)) are referred to below in this row, the relevant interest in respect of those securities arises under subsection 608(8) being an accelerated relevant interest held in the same capacity.</p> <p>Nature of relevant interest derived from; ordinary shares 1,895,895</p>	<p>1,895,895 Fully paid ordinary shares</p>
Colonial First State Asset Management (Australia) Limited ACN 114 194 311	<p>Relevant interest under paragraph 608(1)(b) and/or 608(1)(c) of the Corporations Act 2001 (Cth), being a relevant interest arising from having the power to control the exercise of the right to vote attached to securities and/or to control the exercise of the power to dispose of securities in its capacity as investment manager (as provided for under its investment mandates). In addition, if any OTC derivatives, warrants or other securities (other than ordinary shares or ordinary units (as applicable)) are referred to below in this row, the relevant interest in respect of those securities arises under subsection 608(8) being an accelerated relevant interest held in the same capacity.</p> <p>Nature of relevant interest derived from; ordinary shares 8,916,140</p>	<p>8,916,140 Fully paid ordinary shares</p>

4. Details of present registered holders

The persons registered as holders of the securities referred to in paragraph 3 above are as follows

Holder of relevant interest	Registered holder of securities	Person entitled to be registered as holder	Class and number of securities
CBA Markets Limited ACN 003 485 952	Share Direct Nominees Pty Limited		91,982 Fully paid ordinary shares
Avanteos Investments Limited ACN 096 259 979	Avanteos Investments Limited		54,689 Fully paid ordinary shares
Colonial First State Investments Limited (Note 1) ACN 002 348 352	Citicorp Nominees Pty Limited (Australia)		1,904,344 Fully paid ordinary shares
Colonial First State Investments Limited (Note 1) ACN 002 348 352	UBS Nominees Pty Ltd		684,468 Fully paid ordinary shares
Colonial First State Investments Limited (Note 1) ACN 002 348 352	Citibank N A Hong Kong		334,486 Fully paid ordinary shares
Colonial First State Asset Management (Australia) Limited ACN 114 194 311	Citicorp Nominees Pty Limited (Australia)		4,914,143 Fully paid ordinary shares
Colonial First State Asset Management (Australia) Limited ACN 114 194 311	State Street Global Advisors (Australia) Limited		735,441 Fully paid ordinary shares
Colonial First State Asset Management (Australia) Limited ACN 114 194 311	Northern Trust Company		671,502 Fully paid ordinary shares
Colonial First State Asset Management (Australia) Limited ACN 114 194 311	Citibank N A London		1,279,503 Fully paid ordinary shares
Colonial First State Asset Management (Australia) Limited ACN 114 194 311	BNP Paribas Securities		1,019,164 Fully paid ordinary shares
Colonial First State Asset Management (Australia) Limited ACN 114 194 311	The Bank of New York Mellon Corp		36,667 Fully paid ordinary shares
Colonial First State Asset Management (Australia) Limited ACN 114 194 311	Citibank N A Hong Kong		2,986,951 Fully paid ordinary shares

5. Consideration

The consideration paid for each relevant interest referred to in paragraph 3 above, and acquired in the four months prior to the day that the substantial holder became a substantial holder is as follows:

Holder of relevant interest	Date of acquisition	Consideration-Cash	Consideration-Non-Cash	Class and number of securities
See annexure B to this notice				

6. Associates

The reasons the persons named in paragraph 3 above are associates of the substantial holder are as follows:

Name and ACN/ARSN (if applicable)	Nature of association
ASB Group Investments Limited Company Number 533945	An indirect wholly-owned subsidiary, and therefore related body corporate, of Commonwealth Bank of Australia
Commonwealth Bank Officers Superannuation Corporation Pty Limited ACN 074 519 798	A direct wholly-owned subsidiary, and therefore related body corporate, of Commonwealth Bank of Australia
Colonial First State Asset Management (Australia) Limited ACN 114 194 311	An indirect wholly-owned subsidiary, and therefore related body corporate, of Commonwealth Bank of Australia
Colonial First State Investments Limited ACN 002 348 352	An indirect wholly-owned subsidiary, and therefore related body corporate, of Commonwealth Bank of Australia
Avanteos Investments Limited ACN 096 259 979	An indirect wholly-owned subsidiary, and therefore related body corporate, of Commonwealth Bank of Australia
Realindex Investments Pty Limited ACN 133 312 017	An indirect wholly-owned subsidiary, and therefore related body corporate, of Commonwealth Bank of Australia
Sovereign Services Limited ACN 969417	An indirect wholly-owned subsidiary, and therefore related body corporate, of Commonwealth Bank of Australia
CBA Markets Limited ACN 003 485 952	An indirect wholly-owned subsidiary, and therefore related body corporate, of Commonwealth Bank of Australia
The Colonial Mutual Life Assurance Society Limited ACN 004 021 809	An indirect wholly-owned subsidiary, and therefore related body corporate, of Commonwealth Bank of Australia

7. Addresses

The addresses of persons named in this form are as follows:

Name	Address
ASB Group Investments Limited Company Number 533945	Level 2, ASB North Wharf, 12 Jellicoe Street, Auckland, 1010 , New Zealand
Commonwealth Bank Officers Superannuation Corporation Pty Limited ACN 074 519 798	Level 11 Tower 1, 201 Sussex St Sydney NSW 2001
Colonial First State Asset Management (Australia) Limited ACN 114 194 311	Ground Floor Tower 1, 201 Sussex Street, Sydney, NSW, 2000, Australia
Colonial First State Investments Limited ACN 002 348 352	Ground Floor Tower 1, 201 Sussex Street, Sydney, NSW, 2000, Australia
Avanteos Investments Limited ACN 096 259 979	Ground Floor Tower 1, 201 Sussex Street, Sydney, NSW, 2000, Australia
Realindex Investments Pty Limited ACN 133 312 017	Ground Floor Tower 1, 201 Sussex Street, Sydney, NSW, 2000, Australia
Sovereign Services Limited ACN 969417	Level 2, ASB North Wharf, 12 Jellicoe Street, Auckland, 1010 , New Zealand
CBA Markets Limited ACN 003 485 952	Ground Floor Tower 1, 201 Sussex Street, Sydney, NSW, 2000, Australia
The Colonial Mutual Life Assurance Society Limited ACN 004 021 809	Ground Floor Tower 1, 201 Sussex Street, Sydney, NSW, 2000, Australia

8. Signature

NOTE 1--(This note is relevant to section 2,3,4 and 5)

The relevant interests in these securities:

- a) are/were held by Colonial First State Investments Limited (CFS) as responsible entity of the specified registered managed investment schemes and relate(d) to holdings in connection with the Colonial First State First Choice product range. Decisions to buy/sell those securities and exercise voting rights in relation to those securities are made by managers to whom CFS has outsourced those functions. By instrument dated 29 October 2001 the Australian Securities and Investments Commission ("ASIC") has granted certain relief to CFS and its related bodies corporate for these holdings from the applicable provisions of Chapter 6 of the Corporations Act in relation to the acquisition of or increase in voting power of such securities (the Manager Relief). These managers are not associates of, other than by virtue of an agreement in accordance with the terms of the Manager Relief, the Commonwealth Bank of Australia group; or
- b) are/were held by or for the benefit of specified index funds where the funds have an objective of maintaining a portfolio tracking error less than 0.5% per annum. ASIC has granted certain relief to CFS and its related bodies corporate for these holdings from the applicable provisions of Chapter 6 of the Corporations Act in relation to the acquisition of or increase in voting power of such securities.




Dated the 23 day of November 2016

Carla Collingwood-Company Secretary

Annexure A

This is annexure A referred to in Form 603, Notice of initial substantial holder dated **22/11/2016**



Carla Collingwood

Company Secretary

Dated the 23 November 2016

SCHEDULE

AEGIS CORRECTIONAL PARTNERSHIP PTY LTD	CBA A320 6749 PTY LIMITED
AEGIS LIMITED	CBA A320 AIRCRAFT NO1 PTY LTD
AHL HOLDINGS PTY LIMITED	CBA A330 1427 Pty Ltd
ALTONA V6 PTY LIMITED	CBA A330 1453 PTY LIMITED
ASB BANK LIMITED	CBA AIR A320 2714 PTY LIMITED
ASB CAPITAL LIMITED (NZX-ASBPA)	CBA AIR PTY LTD
ASB CAPITAL NO.2 LIMITED (NZX-ASBPB)	CBA ASSET FINANCE (NZ) LIMITED
ASB FINANCE LIMITED	CBA ASSET HOLDINGS (NZ) LIMITED
ASB FUNDING LIMITED	CBA B377 37091 PTY LTD
ASB GROUP (LIFE) LIMITED	CBA B738 39822 PTY LIMITED
ASB GROUP INVESTMENTS LIMITED	CBA B773 60333 PTY LIMITED
ASB HOLDINGS LIMITED	CBA CAPITAL AUSTRALIA PTY LIMITED
ASB MANAGEMENT SERVICES LIMITED	CBA CAPITAL HOLDINGS INC.
ASB NOMINEES LIMITED	CBA CAPITAL TRUST I
ASB SECURITIES LIMITED	CBA CAPITAL TRUST II
ASKLEPIOS LIMITED	CBA CORPORATE SERVICES (NSW) PTY LIMITED
ASPIRE SCHOOLS FINANCING (QLD) PTY LIMITED	CBA CORPORATE SERVICES (VIC) PTY LIMITED
ASPIRE SCHOOLS HOLDINGS (QLD) PTY LIMITED	CBA EUROPE LIMITED
AUSIEX NOMINEES PTY LIMITED	CBA FUNDING (NZ) LIMITED
AUSTRALIAN INVESTMENT EXCHANGE LIMITED	CBA FUNDING HOLDINGS PTY LTD
AVANTEOS INVESTMENTS LIMITED	CBA FUNDING TRUST I
AVANTEOS PTY LTD	CBA INTERNATIONAL FINANCE PTY. LIMITED
BANK OF HANGZHOU CO. LTD	CBA INTERNATIONAL FINANCIAL SERVICES
BANKWEST FOUNDATION LIMITED	LIMITED (formerly known as COMMBANK
BDELTA VESSEL NO 1 PTY LTD	MANAGEMENT CONSULTING (ASIA) COMPANY
BDELTA VESSEL NO 2 PTY LTD	LIMITED)
BDELTA VESSEL NO 3 PTY LTD	CBA INVESTMENTS (NO.4) LIMITED
BDELTA VESSEL NO 4 PTY LTD	CBA MARKETS LIMITED
BOCOMMLIFE INSURANCE COMPANY LIMITED	CBA MTE RAIL COMPANY PTY LIMITED
BOND INVESTMENTS NO 1 LIMITED	CBA NZ HOLDING LIMITED
BOND INVESTMENTS UK LIMITED	CBA RAIL & TRAM COMPANY PTY LIMITED
BW FINANCIAL ADVICE LIMITED	CBA ROLLING STOCK COMPANY NO.1 PTY
BW SECURITISATION MANAGEMENT PTY LTD	LIMITED
BWA GROUP SERVICES PTY LTD	CBA SA HOLDINGS PROPRIETARY LIMITED
BWA INTELLECTUAL PROPERTY HOLDINGS	CBA SERVICES SINGAPORE PTE LTD
LIMITED	CBA SPECIALISED FINANCING PTY LIMITED
CAPITAL 121 PTY LIMITED	CBA STAFF COMMUNITY FUND LIMITED
CARDS NZ LIMITED	CBA USD FUNDING LIMITED
CBA (EUROPE) FINANCE LTD (IN LIQUIDATION)	CBA USD INVESTMENTS PTY LIMITED
CBA A319 4624 PTY LIMITED	CBFC LEASING PTY. LIMITED
CBA A319 4635 PTY LIMITED	CBFC LIMITED
CBA A320 4077 PTY LTD	CFSPAI EUROPE CO LIMITED (formerly known as
CBA A320 4948 PTY LIMITED	CFSPAI MALTA CO LIMITED)
CBA A320 5156 PTY LIMITED	CFSPAI EUROPE HOLDCO LIMITED (formerly known
CBA A320 5249 PTY LTD	as CFSPAI MALTA HOLDCO LIMITED)
CBA A320 5289 PTY LTD	CHRISTMAS BREAK PTY LTD
CBA A320 5638 PTY LTD	CHULLORA EQUITY INVESTMENT (NO 1) PTY


LIMITED	(YONGCHENG) COUNTY BANK CO. LTD
CHULLORA EQUITY INVESTMENT (NO 2) PTY LIMITED	COMMONWEALTH BANK OF AUSTRALIA
CHULLORA EQUITY INVESTMENT (NO 3) PTY LIMITED	(YONGNIAN) COUNTY BANK CO. LTD
CIPL ARARAT PTY LTD	COMMONWEALTH BANK OFFICERS
CIPL SA SCHOOLS PTY LTD	SUPERANNUATION CORPORATION PTY LIMITED
CISL (NO.1) PTY LIMITED	Commonwealth Custodial Services Pty Ltd
CM-SOMERTON PTY. LTD.	COMMONWEALTH DEVELOPMENT BANK OF AUSTRALIA PTY LIMITED
CMG ASIA LIFE HOLDINGS LIMITED	COMMONWEALTH FINANCIAL PLANNING LIMITED
CMG ASIA PTY LTD	COMMONWEALTH INSURANCE HOLDINGS LIMITED
COLLATERAL LEASING PTY LTD	COMMONWEALTH INSURANCE LIMITED
COLONIAL FIRST STATE ASSET MANAGEMENT (AUSTRALIA) LIMITED	COMMONWEALTH INVESTMENTS PTY LIMITED
COLONIAL FIRST STATE GROUP LIMITED	COMMONWEALTH PRIVATE LIMITED
COLONIAL FIRST STATE INFRASTRUCTURE HOLDINGS LIMITED	COMMONWEALTH SECURITIES LIMITED
COLONIAL FIRST STATE INFRASTRUCTURE MANAGERS (AUSTRALIA) PTY LTD	COMMWEALTH INTERNATIONAL HOLDINGS PTY LIMITED
COLONIAL FIRST STATE INVESTMENTS LIMITED	COMSEC NOMINEES PTY LIMITED
COLONIAL FIRST STATE MANAGED INFRASTRUCTURE LIMITED	CORE EQUITY SERVICES NOMINEES PTY LIMITED
COLONIAL HOLDING COMPANY LIMITED	COUNT FINANCIAL LIMITED
COLONIAL MUTUAL SUPERANNUATION PTY. LTD.	CRYSTAL AVENUE PTY LIMITED
COLONIAL SERVICES PTY LIMITED	CTB AUSTRALIA LIMITED
COMMBANK EUROPE LIMITED	ELLAS CONTAINER SHIP COMPANY 1 PTY LIMITED
COMMBANK MANAGEMENT CONSULTING (SHANGHAI) COMPANY LIMITED	ELLAS CONTAINER SHIP COMPANY 2 PTY LIMITED
COMMFOUNDATION PTY LIMITED	EMERALD HOLDING COMPANY PTY LIMITED
COMMONWEALTH AUSTRALIA SECURITIES LLC	EQUIGROUP HOLDINGS PTY LIMITED
COMMONWEALTH BANK OF AUSTRALIA	FINANCIAL WISDOM LIMITED
COMMONWEALTH BANK OF AUSTRALIA (CHENG'AN) COUNTY BANK CO. LTD.	FINCONNECT (AUSTRALIA) PTY LTD
COMMONWEALTH BANK OF AUSTRALIA (CIXIAN) COUNTY BANK CO. LTD	FIRST STATE CINDA FUND MANAGEMENT COMPANY LIMITED
COMMONWEALTH BANK OF AUSTRALIA (DENGFENG) COUNTY BANK CO. LTD	First State European Diversified Infrastructure Sarl
COMMONWEALTH BANK OF AUSTRALIA (HANDANXIAN) COUNTY BANK CO. LTD.	First State Funds Plc
COMMONWEALTH BANK OF AUSTRALIA (JIYUAN) COUNTY BANK CO. LTD	First State Global Umbrella Fund Public Limited Company
COMMONWEALTH BANK OF AUSTRALIA (LANKAO) COUNTY BANK CO. LTD	FIRST STATE INFRASTRUCTURE MANAGERS (INTERNATIONAL) LIMITED
COMMONWEALTH BANK OF AUSTRALIA (LUANCHENG) COUNTY BANK CO. LTD	First State Investment Management (UK) Limited
COMMONWEALTH BANK OF AUSTRALIA (MIANCHI) COUNTY BANK CO. LTD	FIRST STATE INVESTMENT MANAGERS (ASIA) LIMITED
COMMONWEALTH BANK OF AUSTRALIA (SHEXIAN) COUNTY BANK CO. LTD	First State Investment Services (UK) Limited
COMMONWEALTH BANK OF AUSTRALIA (UK) STAFF BENEFITS SCHEME TRUSTEE COMPANY LIMITED	FIRST STATE INVESTMENTS (HONG KONG) LIMITED
COMMONWEALTH BANK OF AUSTRALIA (WEIXIAN) COUNTY BANK CO. LTD.	FIRST STATE INVESTMENTS (JAPAN) LIMITED
COMMONWEALTH BANK OF AUSTRALIA (WENXIAN) COUNTY BANK CO. LTD	FIRST STATE INVESTMENTS (NZ) LIMITED
COMMONWEALTH BANK OF AUSTRALIA (XINJI) COUNTY BANK CO. LTD	FIRST STATE INVESTMENTS (SINGAPORE)
COMMONWEALTH BANK OF AUSTRALIA (YICHUAN) COUNTY BANK CO. LTD	First State Investments (UK Holdings) Limited
COMMONWEALTH BANK OF AUSTRALIA	First State Investments (UK) Limited
	FIRST STATE INVESTMENTS (US) LLC
	First State Investments Fund Management Sarl
	First State Investments GIP Management Sarl
	FIRST STATE INVESTMENTS HOLDINGS (SINGAPORE) LIMITED
	First State Investments ICVC
	First State Investments International Inc
	First State Investments International Limited
	FIRST STATE NOMINEES (HONG KONG) LIMITED
	FSIB LTD (formerly known as FIRST STATE INVESTMENTS (BERMUDA) LIMITED)
	FSIC Limited (formerly known as First State Investments (Cayman) Limited)
	GT USD FUNDING PTY LIMITED
	HAZELWOOD INVESTMENT COMPANY PTY

LIMITED
 HOMEPAATH PTY LIMITED
 INVERLOCH LEASING PTY LIMITED
 INVESTMENT CUSTODIAL SERVICES LIMITED
 INVESTORWEB.COM. PTY LIMITED
 IWL BROKING SOLUTIONS PTY LIMITED
 IWL PTY LIMITED
 JACQUES MARTIN ADMINISTRATION AND
 CONSULTING PTY LTD
 JACQUES MARTIN PTY. LTD.
 LOFT NO 1 PTY LIMITED
 LOFT NO 2 PTY LIMITED
 LOFT NO.3 PTY LIMITED
 MIS FUNDING NO.1 PTY LIMITED
 MORTGAGE HOLDING TRUST COMPANY LIMITED
 MTE DEBT VEHICLE PTY LTD
 MTE LESSOR 1 PTY LTD
 MTE LESSOR 2 PTY LTD
 MTE LESSOR 3 PTY LTD
 MTE LESSOR 4 PTY LTD
 MTE LESSOR 5 PTY LTD
 MTE NOMINEE PARTNER PTY LTD
 NETSHARE NOMINEES PTY LTD
 NEWPORT LIMITED
 NEWSHELF 1314 (PTY) LTD
 NEWSHELF 1315 (PTY) LTD
 NIMITZ NOMINEES PTY LIMITED
 ORE & OVERBURDEN PTY LIMITED
 PREFERRED CAPITAL PTY LIMITED
 PREMIUM ALTERNATIVE INVESTMENTS PTY
 LIMITED
 PREMIUM CUSTODY SERVICES PTY LTD
 PREMIUM PLANTATIONS PTY LIMITED
 PREMIUM PLANTATIONS SERVICES PTY LTD
 PT BANK COMMONWEALTH
 PT COMMONWEALTH LIFE
 PT FIRST STATE INVESTMENTS INDONESIA
 QILU BANK CO. LTD.
 REALINDEX INVESTMENTS PTY LIMITED
 RELIANCE ACHIEVER PTY LIMITED
 RESIDENTIAL MORTGAGE GROUP PTY LTD
 ROCK & RUBBLE (DEBT VEHICLE) PTY LIMITED
 ROCK & RUBBLE (EXISTING) PTY LIMITED
 ROCK & RUBBLE (NEW) PTY LIMITED
 SAF MINING NO.2 PTY LIMITED
 SAF Mining No1 Pty Limited
 SAFE NO1 PTY LTD
 SAFE NO19 PTY LIMITED
 SAFE NO2 PTY LTD
 SAFE NO3 PTY LTD
 SAFE NO4 PTY LIMITED
 SAFE NO9 PTY LIMITED
 SAFE USD HOLDINGS PTY LTD
 SBN NOMINEES PTY. LIMITED
 SECURITISATION ADVISORY SERVICES PTY.
 LIMITED

SECURITISATION MANAGEMENT SERVICES
 LIMITED
 SECURITY HOLDING INVESTMENT ENTITY LINKING
 DEALS LIMITED
 SENBARY PTY LIMITED
 SHARE DIRECT NOMINEES PTY LIMITED
 SHARE INVESTMENTS PTY LIMITED
 SI Holdings Limited
 SIF RAILWAY NO.1 PTY LIMITED (IN LIQUIDATION)
 SIF RAILWAY NO.2 PTY LIMITED (IN LIQUIDATION)
 SOVEREIGN ASSURANCE COMPANY LIMITED
 SOVEREIGN SERVICES LIMITED
 SOVEREIGN SUPERANNUATION FUNDS LIMITED
 SOVEREIGN SUPERANNUATION TRUSTEES
 LIMITED
 ST ANDREW'S AUSTRALIA PTY LTD
 STATE NOMINEES LTD
 SWAN SECURITISATION FINANCE PTY LIMITED (IN
 LIQUIDATION)
 SWAN SECURITISATION INVESTMENTS PTY LTD
 (IN LIQUIDATION)
 T.W. CUSTODIANS LIMITED
 TANKSTREAM RAIL (BY - 1) PTY LIMITED
 TANKSTREAM RAIL (BY - 2) PTY LIMITED
 TANKSTREAM RAIL (BY - 3) PTY LIMITED
 TANKSTREAM RAIL (BY - 4) PTY LIMITED
 TANKSTREAM RAIL (SW - 1) PTY LIMITED
 TANKSTREAM RAIL (SW - 2) PTY LIMITED
 TANKSTREAM RAIL (SW - 3) PTY LIMITED
 TANKSTREAM RAIL (SW - 4) PTY LIMITED
 TANKSTREAM RAIL (VICTORIA) PTY LIMITED
 THE COLONIAL MUTUAL LIFE ASSURANCE
 SOCIETY LIMITED
 TOTAL KEEN INVESTMENT LIMITED
 TYME CAPITAL PROPRIETARY LIMITED
 TYME INFIELD PROPRIETARY LIMITED (formerly
 know as EDGE FIELD MARKETING PROPRIETARY
 LTD)
 TYME INTELLECTUAL PROPERTIES PROPRIETARY
 LIMITED
 TYME INVESTMENTS PROPRIETARY LIMITED
 TYME TECHNICAL SOLUTIONS PROPRIETARY
 LIMITED
 VATOSCAN PROPRIETARY LIMITED
 VH-VZF PTY LTD
 VH-VZG PTY LTD
 VH-VZH PTY LTD
 VIETNAM INTERNATIONAL BANK (VIETNAM
 INTERNATIONAL COMMERCIAL JOINT STOCK
 BANK)
 VIPRO PTY LIMITED
 WESTSIDE PROPERTIES LIMITED

Annexure B

This is annexure B referred to in Form 603, Notice of initial substantial holder dated **22/11/2016**



Carla Collingwood

Company Secretary

Dated the 23 November 2016

Colonial First State Asset Management (Australia) Limited ACN 114 194 311

Holder of relevant interest	Date of acquisition	Consideration Cash	Consideration Non-Cash	Class and number of securities
Colonial First State Asset Management (Australia) Limited ACN 114 194 311	Friday, 9 September 2016	1,076,203.70		287,755 Ordinary shares
Colonial First State Asset Management (Australia) Limited ACN 114 194 311	Tuesday, 26 July 2016	2,322,144.83		646,837 Ordinary shares
Colonial First State Asset Management (Australia) Limited ACN 114 194 311	Wednesday, 27 July 2016	435,589.89		116,471 Ordinary shares
Colonial First State Asset Management (Australia) Limited ACN 114 194 311	Friday, 9 September 2016	248,653.90		66,485 Ordinary shares
Colonial First State Asset Management (Australia) Limited ACN 114 194 311	Thursday, 8 September 2016	108,957.42		29,133 Ordinary shares
Colonial First State Asset Management (Australia) Limited ACN 114 194 311	Friday, 9 September 2016	65,607.08		17,542 Ordinary shares
Colonial First State Asset Management (Australia) Limited ACN 114 194 311	Thursday, 15 September 2016	1,136,227.84		282,700 Ordinary shares
Colonial First State Asset Management (Australia) Limited ACN 114 194 311	Wednesday, 19 October 2016	256,947.13		68,239 Ordinary shares
Colonial First State Asset Management (Australia) Limited ACN 114 194 311	Thursday, 3 November 2016	212,554.84		64,829 Ordinary shares

114 194 311				
Colonial First State Asset Management (Australia) Limited ACN 114 194 311	Thursday, 17 November 2016	213,069.94		69,053 Ordinary shares
Colonial First State Asset Management (Australia) Limited ACN 114 194 311	Thursday, 25 August 2016	33,361.65		8,427 Ordinary shares
Colonial First State Asset Management (Australia) Limited ACN 114 194 311	Thursday, 8 September 2016	3,429.58		917 Ordinary shares
Colonial First State Asset Management (Australia) Limited ACN 114 194 311	Friday, 9 September 2016	51,851.36		13,864 Ordinary shares
Colonial First State Asset Management (Australia) Limited ACN 114 194 311	Tuesday, 20 September 2016	189,024.91		43,268 Ordinary shares
Colonial First State Asset Management (Australia) Limited ACN 114 194 311	Friday, 9 September 2016	329,479.04		88,096 Ordinary shares
Colonial First State Asset Management (Australia) Limited ACN 114 194 311	Thursday, 25 August 2016	125,509.01		31,703 Ordinary shares
Colonial First State Asset Management (Australia) Limited ACN 114 194 311	Friday, 9 September 2016	13,030.16		3,484 Ordinary shares
Colonial First State Asset Management (Australia) Limited ACN 114 194 311	Monday, 12 September 2016	91,285.33		23,153 Ordinary shares
Colonial First State Asset Management (Australia) Limited ACN 114 194 311	Friday, 16 September 2016	216,014.95		52,693 Ordinary shares
Colonial First State Asset Management (Australia) Limited ACN 114 194 311	Monday, 21 November 2016	53,632.04		17,413 Ordinary shares
Colonial First State Asset Management	Thursday, 20 October	1,849,629.38		464,731 Ordinary shares

(Australia) Limited ACN 114 194 311	2016			
Colonial First State Asset Management (Australia) Limited ACN 114 194 311	Thursday, 27 October 2016	596,418.36		160,777 Ordinary shares
Colonial First State Asset Management (Australia) Limited ACN 114 194 311	Friday, 28 October 2016	398,018.59		108,591 Ordinary shares
Colonial First State Asset Management (Australia) Limited ACN 114 194 311	Thursday, 3 November 2016	144,489.03		44,069 Ordinary shares
Colonial First State Asset Management (Australia) Limited ACN 114 194 311	Tuesday, 8 November 2016	8,720.54		2,434 Ordinary shares
Colonial First State Asset Management (Australia) Limited ACN 114 194 311	Tuesday, 8 November 2016	373,042.28		104,260 Ordinary shares
Colonial First State Asset Management (Australia) Limited ACN 114 194 311	Thursday, 17 November 2016	210,539.74		68,233 Ordinary shares
Colonial First State Asset Management (Australia) Limited ACN 114 194 311	Tuesday, 22 November 2016	395,625.36		126,803 Ordinary shares
Colonial First State Asset Management (Australia) Limited ACN 114 194 311	Thursday, 8 September 2016	40,945.52		10,948 Ordinary shares
Colonial First State Asset Management (Australia) Limited ACN 114 194 311	Friday, 9 September 2016	148,451.82		39,693 Ordinary shares
Colonial First State Asset Management (Australia) Limited ACN 114 194 311	Thursday, 15 September 2016	449,748.48		111,900 Ordinary shares
Colonial First State Asset Management (Australia) Limited ACN 114 194 311	Wednesday, 19 October 2016	895,235.15		237,753 Ordinary shares

Colonial First State Asset Management (Australia) Limited ACN 114 194 311	Tuesday, 1 November 2016	418,958.86		114,821 Ordinary shares
Colonial First State Asset Management (Australia) Limited ACN 114 194 311	Thursday, 3 November 2016	269,407.50		82,169 Ordinary shares
Colonial First State Asset Management (Australia) Limited ACN 114 194 311	Thursday, 17 November 2016	266,145.34		86,254 Ordinary shares
Colonial First State Asset Management (Australia) Limited ACN 114 194 311	Tuesday, 22 November 2016	421,596.24		135,127 Ordinary shares
Colonial First State Asset Management (Australia) Limited ACN 114 194 311	Thursday, 20 October 2016	995,119.40		250,030 Ordinary shares
Colonial First State Asset Management (Australia) Limited ACN 114 194 311	Thursday, 27 October 2016	485,082.13		130,764 Ordinary shares
Colonial First State Asset Management (Australia) Limited ACN 114 194 311	Friday, 28 October 2016	315,402.73		86,051 Ordinary shares
Colonial First State Asset Management (Australia) Limited ACN 114 194 311	Thursday, 3 November 2016	116,554.51		35,549 Ordinary shares
Colonial First State Asset Management (Australia) Limited ACN 114 194 311	Tuesday, 8 November 2016	6,886.14		1,922 Ordinary shares
Colonial First State Asset Management (Australia) Limited ACN 114 194 311	Tuesday, 8 November 2016	294,530.23		82,317 Ordinary shares
Colonial First State Asset Management (Australia) Limited ACN 114 194 311	Thursday, 17 November 2016	167,532.65		54,295 Ordinary shares
Colonial First State Asset Management (Australia) Limited ACN	Tuesday, 22 November 2016	316,552.08		101,459 Ordinary shares

114 194 311				
Colonial First State Asset Management (Australia) Limited ACN 114 194 311	Tuesday, 20 September 2016	399,522.25		92,111 Ordinary shares
Colonial First State Asset Management (Australia) Limited ACN 114 194 311	Thursday, 22 September 2016	257,472.18		59,494 Ordinary shares
Colonial First State Asset Management (Australia) Limited ACN 114 194 311	Friday, 23 September 2016	259,556.66		60,148 Ordinary shares
Colonial First State Asset Management (Australia) Limited ACN 114 194 311	Tuesday, 27 September 2016	256,697.07		59,433 Ordinary shares
Colonial First State Asset Management (Australia) Limited ACN 114 194 311	Thursday, 29 September 2016	258,071.89		60,144 Ordinary shares
Colonial First State Asset Management (Australia) Limited ACN 114 194 311	Tuesday, 4 October 2016	306,530.66		73,020 Ordinary shares
Colonial First State Asset Management (Australia) Limited ACN 114 194 311	Thursday, 6 October 2016	314,137.80		75,140 Ordinary shares
Colonial First State Asset Management (Australia) Limited ACN 114 194 311	Monday, 17 October 2016	221,602.03		62,775 Ordinary shares
Colonial First State Asset Management (Australia) Limited ACN 114 194 311	Wednesday, 19 October 2016	236,061.60		62,779 Ordinary shares
Colonial First State Asset Management (Australia) Limited ACN 114 194 311	Tuesday, 25 October 2016	295,320.60		77,208 Ordinary shares
Colonial First State Asset Management (Australia) Limited ACN 114 194 311	Thursday, 27 October 2016	108,507.14		28,970 Ordinary shares
Colonial First State Asset Management	Thursday, 27 October	231,935.32		62,523 Ordinary shares

(Australia) Limited ACN 114 194 311	2016			
Colonial First State Asset Management (Australia) Limited ACN 114 194 311	Monday, 31 October 2016	234,190.36		63,701 Ordinary shares
Colonial First State Asset Management (Australia) Limited ACN 114 194 311	Wednesday, 2 November 2016	220,004.60		64,491 Ordinary shares
Colonial First State Asset Management (Australia) Limited ACN 114 194 311	Monday, 7 November 2016	123,046.26		36,922 Ordinary shares
Colonial First State Asset Management (Australia) Limited ACN 114 194 311	Friday, 22 July 2016	1,196,049.40		328,585 Ordinary shares
Colonial First State Asset Management (Australia) Limited ACN 114 194 311	Friday, 22 July 2016	157,167.92		43,178 Ordinary shares
Colonial First State Asset Management (Australia) Limited ACN 114 194 311	Tuesday, 26 July 2016	710,328.45		194,047 Ordinary shares
Colonial First State Asset Management (Australia) Limited ACN 114 194 311	Wednesday, 27 July 2016	417,212.86		110,602 Ordinary shares
Colonial First State Asset Management (Australia) Limited ACN 114 194 311	Thursday, 28 July 2016	123,888.76		32,452 Ordinary shares
Colonial First State Asset Management (Australia) Limited ACN 114 194 311	Friday, 9 September 2016	271,430.50		72,575 Ordinary shares
Colonial First State Asset Management (Australia) Limited ACN 114 194 311	Thursday, 10 November 2016	170,740.99		48,251 Ordinary shares
Colonial First State Asset Management (Australia) Limited ACN 114 194 311	Tuesday, 15 November 2016	92,289.09		30,043 Ordinary shares

Colonial First State Asset Management (Australia) Limited ACN 114 194 311	Thursday, 17 November 2016	186,865.93		60,805 Ordinary shares
Colonial First State Asset Management (Australia) Limited ACN 114 194 311	Tuesday, 22 November 2016	263,152.51		84,929 Ordinary shares
Colonial First State Asset Management (Australia) Limited ACN 114 194 311	Thursday, 25 August 2016	246,013.96		62,142 Ordinary shares
Colonial First State Asset Management (Australia) Limited ACN 114 194 311	Friday, 9 September 2016	408,516.46		109,229 Ordinary shares
Colonial First State Asset Management (Australia) Limited ACN 114 194 311	Friday, 16 September 2016	1,350,104.73		329,334 Ordinary shares
Colonial First State Asset Management (Australia) Limited ACN 114 194 311	Friday, 28 October 2016	10,441.15		2,845 Ordinary shares
Colonial First State Asset Management (Australia) Limited ACN 114 194 311	Thursday, 25 August 2016	19,058.14		4,814 Ordinary shares
Colonial First State Asset Management (Australia) Limited ACN 114 194 311	Friday, 9 September 2016	15,984.76		4,274 Ordinary shares
Colonial First State Asset Management (Australia) Limited ACN 114 194 311	Monday, 12 September 2016	17,336.55		4,389 Ordinary shares
Colonial First State Asset Management (Australia) Limited ACN 114 194 311	Friday, 16 September 2016	91,070.39		22,215 Ordinary shares
Colonial First State Asset Management (Australia) Limited ACN 114 194 311	Friday, 18 November 2016	12,489.75		3,965 Ordinary shares
Colonial First State Asset Management (Australia) Limited ACN	Thursday, 20 October 2016	646,614.68		162,466 Ordinary shares

114 194 311				
Colonial First State Asset Management (Australia) Limited ACN 114 194 311	Friday, 9 September 2016	272,335.58		72,817 Ordinary shares
Colonial First State Asset Management (Australia) Limited ACN 114 194 311	Friday, 21 October 2016	546,505.92		141,216 Ordinary shares
Colonial First State Asset Management (Australia) Limited ACN 114 194 311	Friday, 21 October 2016	1,179,072.90		304,670 Ordinary shares
Colonial First State Asset Management (Australia) Limited ACN 114 194 311	Thursday, 27 October 2016	271,249.66		73,121 Ordinary shares
Colonial First State Asset Management (Australia) Limited ACN 114 194 311	Friday, 28 October 2016	403,263.64		110,022 Ordinary shares
Colonial First State Asset Management (Australia) Limited ACN 114 194 311	Thursday, 3 November 2016	157,912.03		48,163 Ordinary shares
Colonial First State Asset Management (Australia) Limited ACN 114 194 311	Tuesday, 8 November 2016	9,336.78		2,606 Ordinary shares
Colonial First State Asset Management (Australia) Limited ACN 114 194 311	Tuesday, 8 November 2016	399,469.39		111,646 Ordinary shares
Colonial First State Asset Management (Australia) Limited ACN 114 194 311	Thursday, 17 November 2016	225,313.60		73,021 Ordinary shares
Colonial First State Asset Management (Australia) Limited ACN 114 194 311	Tuesday, 22 November 2016	429,443.04		137,642 Ordinary shares

Colonial First State Investments Limited (Note 1) ACN 002 348 352

Holder of relevant interest	Date of acquisition	Consideration Cash	Consideration Non-Cash	Class and number of securities
-----------------------------	---------------------	--------------------	------------------------	--------------------------------

Colonial First State Investments Limited (Note 1) ACN 002 348 352	Monday, 21 November 2016	356,586.88		116,171 Ordinary shares
Colonial First State Investments Limited (Note 1) ACN 002 348 352	Monday, 19 September 2016	N/A		69 Ordinary shares (borrowed from Citigroup Global Markets Limited (Agreement 1), see Annexure C)
Colonial First State Investments Limited (Note 1) ACN 002 348 352	Tuesday, 20 September 2016	N/A		373 Ordinary shares (borrowed from Citigroup Global Markets Limited (Agreement 1), see Annexure C)
Colonial First State Investments Limited (Note 1) ACN 002 348 352	Wednesday, 21 September 2016	N/A		27,143 Ordinary shares (borrowed from Citigroup Global Markets Limited (Agreement 1), see Annexure C)
Colonial First State Investments Limited (Note 1) ACN 002 348 352	Thursday, 29 September 2016	N/A		5,582 Ordinary shares (borrowed from Citigroup Global Markets Limited (Agreement 1), see Annexure C)
Colonial First State Investments Limited (Note 1) ACN 002 348 352	Wednesday, 12 October 2016	N/A		1,789 Ordinary shares (borrowed from Citigroup Global Markets Limited (Agreement 1), see Annexure C)
Colonial First State Investments Limited (Note 1) ACN 002 348 352	Wednesday, 12 October 2016	N/A		3,777 Ordinary shares (borrowed from Citigroup Global Markets Limited (Agreement 1), see Annexure C)
Colonial First State Investments Limited (Note 1) ACN 002 348 352	Friday, 14 October 2016	N/A		11,246 Ordinary shares (borrowed from Citigroup Global Markets Limited (Agreement 1), see Annexure C)
Colonial First State Investments Limited (Note 1) ACN 002 348 352	Monday, 17 October 2016	N/A		5,741 Ordinary shares (borrowed from Citigroup Global Markets Limited (Agreement 1), see Annexure C)
Colonial First State Investments Limited (Note 1) ACN 002 348 352	Tuesday, 18 October 2016	N/A		11,243 Ordinary shares (borrowed from Citigroup Global Markets Limited (Agreement 1), see Annexure C)

Colonial First State Investments Limited (Note 1) ACN 002 348 352	Thursday, 20 October 2016	N/A		8,906 Ordinary shares (borrowed from Citigroup Global Markets Limited (Agreement 1), see Annexure C)
Colonial First State Investments Limited (Note 1) ACN 002 348 352	Monday, 24 October 2016	N/A		9,114 Ordinary shares (borrowed from Citigroup Global Markets Limited (Agreement 1), see Annexure C)
Colonial First State Investments Limited (Note 1) ACN 002 348 352	Wednesday, 26 October 2016	N/A		6,258 Ordinary shares (borrowed from Citigroup Global Markets Limited (Agreement 1), see Annexure C)
Colonial First State Investments Limited (Note 1) ACN 002 348 352	Friday, 28 October 2016	N/A		11,027 Ordinary shares (borrowed from Citigroup Global Markets Limited (Agreement 1), see Annexure C)
Colonial First State Investments Limited (Note 1) ACN 002 348 352	Wednesday, 2 November 2016	N/A		1,946 Ordinary shares (borrowed from Citigroup Global Markets Limited (Agreement 1), see Annexure C)
Colonial First State Investments Limited (Note 1) ACN 002 348 352	Thursday, 3 November 2016	N/A		1,897 Ordinary shares (borrowed from Citigroup Global Markets Limited (Agreement 1), see Annexure C)
Colonial First State Investments Limited (Note 1) ACN 002 348 352	Friday, 4 November 2016	N/A		3,454 Ordinary shares (borrowed from Citigroup Global Markets Limited (Agreement 1), see Annexure C)
Colonial First State Investments Limited (Note 1) ACN 002 348 352	Tuesday, 8 November 2016	N/A		1,075 Ordinary shares (borrowed from Citigroup Global Markets Limited (Agreement 1), see Annexure C)
Colonial First State Investments Limited (Note 1) ACN 002 348 352	Monday, 14 November 2016	N/A		1,098 Ordinary shares (borrowed from Citigroup Global Markets Limited (Agreement 1), see Annexure C)
Colonial First State Investments Limited (Note 1) ACN 002 348 352	Tuesday, 15 November 2016	N/A		1,777 Ordinary shares (borrowed from Citigroup Global Markets Limited (Agreement 1), see Annexure C)

Colonial First State Investments Limited (Note 1) ACN 002 348 352	Wednesday, 16 November 2016	N/A		1,207 Ordinary shares (borrowed from Citigroup Global Markets Limited (Agreement 1), see Annexure C)
Colonial First State Investments Limited (Note 1) ACN 002 348 352	Friday, 18 November 2016	N/A		6,195 Ordinary shares (borrowed from Citigroup Global Markets Limited (Agreement 1), see Annexure C)
Colonial First State Investments Limited (Note 1) ACN 002 348 352	Tuesday, 22 November 2016	N/A		6,188 Ordinary shares (borrowed from Citigroup Global Markets Limited (Agreement 1), see Annexure C)
Colonial First State Investments Limited (Note 1) ACN 002 348 352	Wednesday, 14 September 2016	N/A		80,533 Ordinary shares (borrowed from UBS AG (Agreement 3), see Annexure C)
Colonial First State Investments Limited (Note 1) ACN 002 348 352	Thursday, 13 October 2016	N/A		12,481 Ordinary shares (borrowed from UBS AG (Agreement 3), see Annexure C)
Colonial First State Investments Limited (Note 1) ACN 002 348 352	Tuesday, 18 October 2016	N/A		39,870 Ordinary shares (borrowed from UBS AG (Agreement 3), see Annexure C)
Colonial First State Investments Limited (Note 1) ACN 002 348 352	Thursday, 3 November 2016	N/A		41,988 Ordinary shares (borrowed from UBS AG (Agreement 3), see Annexure C)
Colonial First State Investments Limited (Note 1) ACN 002 348 352	Friday, 9 September 2016	N/A		21,817 Ordinary shares (borrowed from UBS AG (Agreement 2), see Annexure C)
Colonial First State Investments Limited (Note 1) ACN 002 348 352	Friday, 9 September 2016	N/A		20,214 Ordinary shares (borrowed from UBS AG (Agreement 2), see Annexure C)
Colonial First State Investments Limited (Note 1) ACN 002 348 352	Friday, 16 September 2016	N/A		38,531 Ordinary shares (borrowed from UBS AG (Agreement 2), see Annexure C)
Colonial First State Investments Limited (Note 1) ACN 002 348 352	Tuesday, 20 September 2016	N/A		22,802 Ordinary shares (borrowed from UBS AG (Agreement 2), see Annexure C)

Colonial First State Investments Limited (Note 1) ACN 002 348 352	Friday, 7 October 2016	N/A		8,950 Ordinary shares (borrowed from UBS AG (Agreement 2), see Annexure C)
Colonial First State Investments Limited (Note 1) ACN 002 348 352	Monday, 17 October 2016	N/A		34,011 Ordinary shares (borrowed from UBS AG (Agreement 2), see Annexure C)
Colonial First State Investments Limited (Note 1) ACN 002 348 352	Monday, 31 October 2016	N/A		14,459 Ordinary shares (borrowed from UBS AG (Agreement 2), see Annexure C)
Colonial First State Investments Limited (Note 1) ACN 002 348 352	Wednesday, 2 November 2016	N/A		4,440 Ordinary shares (borrowed from UBS AG (Agreement 2), see Annexure C)
Colonial First State Investments Limited (Note 1) ACN 002 348 352	Monday, 7 November 2016	N/A		44,145 Ordinary shares (borrowed from UBS AG (Agreement 2), see Annexure C)
Colonial First State Investments Limited (Note 1) ACN 002 348 352	Thursday, 1 September 2016	815,966.21		201,802 Ordinary shares
Colonial First State Investments Limited (Note 1) ACN 002 348 352	Thursday, 1 September 2016	121,544.07		30,074 Ordinary shares
Colonial First State Investments Limited (Note 1) ACN 002 348 352	Friday, 2 September 2016	634,362.82		155,192 Ordinary shares
Colonial First State Investments Limited (Note 1) ACN 002 348 352	Friday, 2 September 2016	236,610.58		57,980 Ordinary shares
Colonial First State Investments Limited (Note 1) ACN 002 348 352	Thursday, 15 September 2016	1,102,554.88		284,768 Ordinary shares
Colonial First State Investments Limited (Note 1) ACN 002 348 352	Thursday, 15 September 2016	2,363,752.92		584,058 Ordinary shares
Colonial First State Investments Limited (Note 1) ACN 002 348	Thursday, 15 September 2016	72,473.72		19,378 Ordinary shares

352				
Colonial First State Investments Limited (Note 1) ACN 002 348 352	Monday, 7 November 2016	331,028.13		98,506 Ordinary shares
Colonial First State Investments Limited (Note 1) ACN 002 348 352	Tuesday, 8 November 2016	381,653.53		106,768 Ordinary shares
Colonial First State Investments Limited (Note 1) ACN 002 348 352	Thursday, 15 September 2016	36,064.82		9,643 Ordinary shares
Colonial First State Investments Limited (Note 1) ACN 002 348 352	Friday, 9 September 2016	N/A		5,705 Ordinary shares (borrowed from UBS AG (Agreement 1), see Annexure C)
Colonial First State Investments Limited (Note 1) ACN 002 348 352	Wednesday, 21 September 2016	N/A		24,495 Ordinary shares (borrowed from UBS AG (Agreement 1), see Annexure C)
Colonial First State Investments Limited (Note 1) ACN 002 348 352	Wednesday, 19 October 2016	N/A		19,573 Ordinary shares (borrowed from UBS AG (Agreement 1), see Annexure C)
Colonial First State Investments Limited (Note 1) ACN 002 348 352	Thursday, 15 September 2016	19,152.54		5,121 Ordinary shares
Colonial First State Investments Limited (Note 1) ACN 002 348 352	Thursday, 15 September 2016	331,016.18		88,507 Ordinary shares

Avanteos Investments Limited ACN 096 259 979

Holder of relevant interest	Date of acquisition	Consideration Cash	Consideration Non-Cash	Class and number of securities
Avanteos Investments Limited ACN 096 259 979	Thursday, 21 July 2016	5,020.43		1,333 Ordinary shares
Avanteos Investments Limited ACN 096 259 979	Monday, 12 September 2016	10,218.00		2,600 Ordinary shares
Avanteos Investments Limited ACN 096 259	Monday, 12 September	18,612.00		4,700 Ordinary shares

979	2016			
Avanteos Investments Limited ACN 096 259 979	Monday, 12 September 2016	12,257.30		3,100 Ordinary shares
Avanteos Investments Limited ACN 096 259 979	Monday, 12 September 2016	1,027.00		260 Ordinary shares
Avanteos Investments Limited ACN 096 259 979	Monday, 12 September 2016	2,059.20		520 Ordinary shares
Avanteos Investments Limited ACN 096 259 979	Monday, 12 September 2016	10,218.00		2,600 Ordinary shares
Avanteos Investments Limited ACN 096 259 979	Monday, 12 September 2016	12,938.18		3,300 Ordinary shares
Avanteos Investments Limited ACN 096 259 979	Monday, 12 September 2016	12,214.00		3,100 Ordinary shares
Avanteos Investments Limited ACN 096 259 979	Monday, 12 September 2016	14,934.00		3,800 Ordinary shares
Avanteos Investments Limited ACN 096 259 979	Monday, 12 September 2016	2,054.00		520 Ordinary shares
Avanteos Investments Limited ACN 096 259 979	Monday, 12 September 2016	10,218.00		2,600 Ordinary shares
Avanteos Investments Limited ACN 096 259 979	Monday, 12 September 2016	14,896.00		3,800 Ordinary shares
Avanteos Investments Limited ACN 096 259 979	Monday, 12 September 2016	5,895.00		1,500 Ordinary shares
Avanteos Investments Limited ACN 096 259 979	Tuesday, 13 September 2016	10,478.00		2,600 Ordinary shares
Avanteos Investments Limited ACN 096 259 979	Tuesday, 4 October 2016	751.74		201 Ordinary shares
Avanteos Investments Limited ACN 096 259 979	Thursday, 3 November 2016	720.50		220 Ordinary shares

Realindex Investments Pty Limited ACN 133 312 017

Holder of relevant interest	Date of acquisition	Consideration Cash	Consideration Non-Cash	Class and number of securities
Realindex Investments Pty Limited ACN 133 312 017	Friday, 22 July 2016	331,214.52		90,993 Ordinary shares

CBA Markets Limited ACN 003 485 952

Holder of relevant interest	Date of acquisition	Consideration Cash	Consideration Non-Cash	Class and number of securities
CBA Markets Limited ACN 003 485 952	Tuesday, 20 September 2016	N/A		145,696 Ordinary shares (borrowed from Barclays Capital Securities Ltd, see Annexure C)
CBA Markets Limited ACN 003 485 952	Wednesday, 21 September 2016	N/A		144,501 Ordinary shares (borrowed from Barclays Capital Securities Ltd, see Annexure C)
CBA Markets Limited ACN 003 485 952	Thursday, 22 September 2016	N/A		82,029 Ordinary shares (borrowed from Barclays Capital Securities Ltd, see Annexure C)
CBA Markets Limited ACN 003 485 952	Friday, 23 September 2016	N/A		34,955 Ordinary shares (borrowed from Barclays Capital Securities Ltd, see Annexure C)
CBA Markets Limited ACN 003 485 952	Monday, 26 September 2016	N/A		34,955 Ordinary shares (borrowed from Barclays Capital Securities Ltd, see Annexure C)
CBA Markets Limited ACN 003 485 952	Tuesday, 27 September 2016	N/A		375,003 Ordinary shares (borrowed from Barclays Capital Securities Ltd, see Annexure C)
CBA Markets Limited ACN 003 485 952	Wednesday, 28 September 2016	N/A		453,757 Ordinary shares (borrowed from Barclays Capital Securities Ltd, see Annexure C)
CBA Markets Limited ACN 003 485 952	Thursday, 29 September 2016	N/A		428,528 Ordinary shares (borrowed from Barclays Capital Securities Ltd, see Annexure C)

CBA Markets Limited ACN 003 485 952	Monday, 3 October 2016	N/A		478,160 Ordinary shares (borrowed from Barclays Capital Securities Ltd, see Annexure C)
CBA Markets Limited ACN 003 485 952	Tuesday, 4 October 2016	N/A		514,533 Ordinary shares (borrowed from Barclays Capital Securities Ltd, see Annexure C)
CBA Markets Limited ACN 003 485 952	Wednesday, 5 October 2016	N/A		555,793 Ordinary shares (borrowed from Barclays Capital Securities Ltd, see Annexure C)
CBA Markets Limited ACN 003 485 952	Thursday, 6 October 2016	N/A		556,867 Ordinary shares (borrowed from Barclays Capital Securities Ltd, see Annexure C)
CBA Markets Limited ACN 003 485 952	Friday, 7 October 2016	N/A		557,385 Ordinary shares (borrowed from Barclays Capital Securities Ltd, see Annexure C)
CBA Markets Limited ACN 003 485 952	Tuesday, 11 October 2016	N/A		557,179 Ordinary shares (borrowed from Barclays Capital Securities Ltd, see Annexure C)
CBA Markets Limited ACN 003 485 952	Wednesday, 12 October 2016	N/A		554,690 Ordinary shares (borrowed from Barclays Capital Securities Ltd, see Annexure C)
CBA Markets Limited ACN 003 485 952	Thursday, 13 October 2016	N/A		559,053 Ordinary shares (borrowed from Barclays Capital Securities Ltd, see Annexure C)
CBA Markets Limited ACN 003 485 952	Friday, 14 October 2016	N/A		564,994 Ordinary shares (borrowed from Barclays Capital Securities Ltd, see Annexure C)
CBA Markets Limited ACN 003 485 952	Wednesday, 19 October 2016	N/A		570,174 Ordinary shares (borrowed from Barclays Capital Securities Ltd, see Annexure C)
CBA Markets Limited ACN 003 485 952	Thursday, 20 October 2016	N/A		577,742 Ordinary shares (borrowed from Barclays Capital Securities Ltd, see Annexure C)
CBA Markets Limited ACN 003 485 952	Friday, 21 October 2016	N/A		592,912 Ordinary shares (borrowed from Barclays Capital Securities Ltd,

				see Annexure C)
CBA Markets Limited ACN 003 485 952	Monday, 24 October 2016	N/A		526,086 Ordinary shares (borrowed from Barclays Capital Securities Ltd, see Annexure C)
CBA Markets Limited ACN 003 485 952	Tuesday, 25 October 2016	N/A		488,404 Ordinary shares (borrowed from Barclays Capital Securities Ltd, see Annexure C)
CBA Markets Limited ACN 003 485 952	Wednesday, 26 October 2016	N/A		465,704 Ordinary shares (borrowed from Barclays Capital Securities Ltd, see Annexure C)
CBA Markets Limited ACN 003 485 952	Thursday, 27 October 2016	N/A		411,689 Ordinary shares (borrowed from Barclays Capital Securities Ltd, see Annexure C)
CBA Markets Limited ACN 003 485 952	Friday, 28 October 2016	N/A		410,051 Ordinary shares (borrowed from Barclays Capital Securities Ltd, see Annexure C)
CBA Markets Limited ACN 003 485 952	Monday, 31 October 2016	N/A		388,380 Ordinary shares (borrowed from Barclays Capital Securities Ltd, see Annexure C)
CBA Markets Limited ACN 003 485 952	Friday, 18 November 2016	N/A		784,736 Ordinary shares (borrowed from Barclays Capital Securities Ltd, see Annexure C)
CBA Markets Limited ACN 003 485 952	Friday, 16 September 2016	190,732.00		46,520 Ordinary shares
CBA Markets Limited ACN 003 485 952	Friday, 16 September 2016	408,712.60		99,686 Ordinary shares
CBA Markets Limited ACN 003 485 952	Friday, 16 September 2016	68,711.90		16,759 Ordinary shares
CBA Markets Limited ACN 003 485 952	Friday, 16 September 2016	82,738.00		20,180 Ordinary shares
CBA Markets Limited ACN 003 485 952	Friday, 16 September 2016	82,738.00		20,180 Ordinary shares
CBA Markets Limited ACN 003 485 952	Friday, 16 September 2016	44,927.80		10,958 Ordinary shares
CBA Markets Limited ACN 003 485 952	Friday, 16 September 2016	156,279.70		38,117 Ordinary shares

CBA Markets Limited ACN 003 485 952	Friday, 16 September 2016	140,027.30		34,153 Ordinary shares
CBA Markets Limited ACN 003 485 952	Friday, 16 September 2016	131.20		32 Ordinary shares
CBA Markets Limited ACN 003 485 952	Friday, 16 September 2016	302,551.30		73,793 Ordinary shares
CBA Markets Limited ACN 003 485 952	Friday, 16 September 2016	123.00		30 Ordinary shares
CBA Markets Limited ACN 003 485 952	Tuesday, 20 September 2016	1,868.07		438 Ordinary shares
CBA Markets Limited ACN 003 485 952	Tuesday, 20 September 2016	2,266.00		515 Ordinary shares
CBA Markets Limited ACN 003 485 952	Tuesday, 20 September 2016	2,255.70		515 Ordinary shares
CBA Markets Limited ACN 003 485 952	Tuesday, 20 September 2016	4,210.00		1,000 Ordinary shares
CBA Markets Limited ACN 003 485 952	Tuesday, 20 September 2016	2,224.80		515 Ordinary shares
CBA Markets Limited ACN 003 485 952	Wednesday, 21 September 2016	5,111.25		1,175 Ordinary shares
CBA Markets Limited ACN 003 485 952	Wednesday, 21 September 2016	4,502.25		1,035 Ordinary shares
CBA Markets Limited ACN 003 485 952	Wednesday, 21 September 2016	108.38		25 Ordinary shares
CBA Markets Limited ACN 003 485 952	Wednesday, 21 September 2016	4.34		1 Ordinary shares
CBA Markets Limited ACN 003 485 952	Wednesday, 21 September 2016	338.13		78 Ordinary shares
CBA Markets Limited ACN 003 485 952	Wednesday, 21 September 2016	91.03		21 Ordinary shares
CBA Markets Limited ACN 003 485 952	Wednesday, 21 September 2016	108.38		25 Ordinary shares
CBA Markets Limited ACN 003 485 952	Wednesday, 21 September 2016	3,858.15		890 Ordinary shares
CBA Markets Limited ACN 003 485 952	Wednesday, 21 September 2016	3,369.60		780 Ordinary shares
CBA Markets Limited	Wednesday, 21	2,229.95		515 Ordinary shares

ACN 003 485 952	September 2016			
CBA Markets Limited ACN 003 485 952	Wednesday, 21 September 2016	9,987.84		2,312 Ordinary shares
CBA Markets Limited ACN 003 485 952	Wednesday, 21 September 2016	9,106.56		2,108 Ordinary shares
CBA Markets Limited ACN 003 485 952	Wednesday, 21 September 2016	5,603.04		1,297 Ordinary shares
CBA Markets Limited ACN 003 485 952	Wednesday, 21 September 2016	45,368.64		10,502 Ordinary shares
CBA Markets Limited ACN 003 485 952	Wednesday, 21 September 2016	9,408.96		2,178 Ordinary shares
CBA Markets Limited ACN 003 485 952	Wednesday, 21 September 2016	10,022.40		2,320 Ordinary shares
CBA Markets Limited ACN 003 485 952	Wednesday, 21 September 2016	2,229.95		515 Ordinary shares
CBA Markets Limited ACN 003 485 952	Wednesday, 21 September 2016	2,229.95		515 Ordinary shares
CBA Markets Limited ACN 003 485 952	Wednesday, 21 September 2016	4,507.43		1,035 Ordinary shares
CBA Markets Limited ACN 003 485 952	Wednesday, 21 September 2016	2,235.10		515 Ordinary shares
CBA Markets Limited ACN 003 485 952	Wednesday, 21 September 2016	2,229.95		515 Ordinary shares
CBA Markets Limited ACN 003 485 952	Thursday, 22 September 2016	2,439.46		566 Ordinary shares
CBA Markets Limited ACN 003 485 952	Thursday, 22 September 2016	3,499.20		810 Ordinary shares
CBA Markets Limited ACN 003 485 952	Thursday, 22 September 2016	2,338.20		540 Ordinary shares
CBA Markets Limited ACN 003 485 952	Thursday, 22 September 2016	2,327.40		540 Ordinary shares
CBA Markets Limited ACN 003 485 952	Thursday, 22 September 2016	1,047.33		243 Ordinary shares
CBA Markets Limited ACN 003 485 952	Thursday, 22 September 2016	17.24		4 Ordinary shares
CBA Markets Limited ACN 003 485 952	Thursday, 22 September 2016	8.62		2 Ordinary shares

CBA Markets Limited ACN 003 485 952	Thursday, 22 September 2016	247.38		57 Ordinary shares
CBA Markets Limited ACN 003 485 952	Thursday, 22 September 2016	2,354.40		540 Ordinary shares
CBA Markets Limited ACN 003 485 952	Thursday, 22 September 2016	10,615.53		2,463 Ordinary shares
CBA Markets Limited ACN 003 485 952	Friday, 23 September 2016	2,327.40		540 Ordinary shares
CBA Markets Limited ACN 003 485 952	Friday, 23 September 2016	3,555.75		825 Ordinary shares
CBA Markets Limited ACN 003 485 952	Friday, 23 September 2016	154.98		36 Ordinary shares
CBA Markets Limited ACN 003 485 952	Friday, 23 September 2016	430.00		100 Ordinary shares
CBA Markets Limited ACN 003 485 952	Friday, 23 September 2016	340.09		79 Ordinary shares
CBA Markets Limited ACN 003 485 952	Friday, 23 September 2016	275.52		64 Ordinary shares
CBA Markets Limited ACN 003 485 952	Friday, 23 September 2016	430.00		100 Ordinary shares
CBA Markets Limited ACN 003 485 952	Friday, 23 September 2016	2,227.40		518 Ordinary shares
CBA Markets Limited ACN 003 485 952	Friday, 23 September 2016	391.30		91 Ordinary shares
CBA Markets Limited ACN 003 485 952	Friday, 23 September 2016	1,930.70		449 Ordinary shares
CBA Markets Limited ACN 003 485 952	Friday, 23 September 2016	2,448.08		568 Ordinary shares
CBA Markets Limited ACN 003 485 952	Friday, 23 September 2016	1,107.67		257 Ordinary shares
CBA Markets Limited ACN 003 485 952	Friday, 23 September 2016	1,025.78		238 Ordinary shares
CBA Markets Limited ACN 003 485 952	Friday, 23 September 2016	2,486.87		577 Ordinary shares
CBA Markets Limited ACN 003 485 952	Friday, 23 September 2016	492.48		114 Ordinary shares
CBA Markets Limited	Friday, 23 September	3,049.92		706 Ordinary shares

ACN 003 485 952	2016			
CBA Markets Limited ACN 003 485 952	Friday, 23 September 2016	2,956.66		686 Ordinary shares
CBA Markets Limited ACN 003 485 952	Friday, 23 September 2016	7,042.54		1,634 Ordinary shares
CBA Markets Limited ACN 003 485 952	Friday, 23 September 2016	3,542.40		820 Ordinary shares
CBA Markets Limited ACN 003 485 952	Friday, 23 September 2016	418.07		97 Ordinary shares
CBA Markets Limited ACN 003 485 952	Friday, 23 September 2016	1,185.25		275 Ordinary shares
CBA Markets Limited ACN 003 485 952	Friday, 23 September 2016	1,896.40		440 Ordinary shares
CBA Markets Limited ACN 003 485 952	Friday, 23 September 2016	431.00		100 Ordinary shares
CBA Markets Limited ACN 003 485 952	Friday, 23 September 2016	4,293.43		995 Ordinary shares
CBA Markets Limited ACN 003 485 952	Monday, 26 September 2016	492.12		113 Ordinary shares
CBA Markets Limited ACN 003 485 952	Monday, 26 September 2016	18,305.91		4,151 Ordinary shares
CBA Markets Limited ACN 003 485 952	Monday, 26 September 2016	1,220.80		280 Ordinary shares
CBA Markets Limited ACN 003 485 952	Monday, 26 September 2016	3,512.00		800 Ordinary shares
CBA Markets Limited ACN 003 485 952	Monday, 26 September 2016	1,097.46		252 Ordinary shares
CBA Markets Limited ACN 003 485 952	Monday, 26 September 2016	2,428.25		550 Ordinary shares
CBA Markets Limited ACN 003 485 952	Monday, 26 September 2016	4,762.80		1,080 Ordinary shares
CBA Markets Limited ACN 003 485 952	Monday, 26 September 2016	1,935.91		437 Ordinary shares
CBA Markets Limited ACN 003 485 952	Monday, 26 September 2016	456.29		103 Ordinary shares
CBA Markets Limited ACN 003 485 952	Tuesday, 27 September 2016	811.58		187 Ordinary shares

CBA Markets Limited ACN 003 485 952	Tuesday, 27 September 2016	1,521.43		353 Ordinary shares
CBA Markets Limited ACN 003 485 952	Tuesday, 27 September 2016	2,332.80		540 Ordinary shares
CBA Markets Limited ACN 003 485 952	Tuesday, 27 September 2016	2,349.00		540 Ordinary shares
CBA Markets Limited ACN 003 485 952	Tuesday, 27 September 2016	4,547.05		1,055 Ordinary shares
CBA Markets Limited ACN 003 485 952	Tuesday, 27 September 2016	6,723.60		1,560 Ordinary shares
CBA Markets Limited ACN 003 485 952	Tuesday, 27 September 2016	2,322.00		540 Ordinary shares
CBA Markets Limited ACN 003 485 952	Tuesday, 27 September 2016	2,365.20		540 Ordinary shares
CBA Markets Limited ACN 003 485 952	Wednesday, 28 September 2016	2,311.20		540 Ordinary shares
CBA Markets Limited ACN 003 485 952	Wednesday, 28 September 2016	16,319.64		3,813 Ordinary shares
CBA Markets Limited ACN 003 485 952	Thursday, 29 September 2016	10,044.80		2,336 Ordinary shares
CBA Markets Limited ACN 003 485 952	Thursday, 29 September 2016	2,316.60		540 Ordinary shares
CBA Markets Limited ACN 003 485 952	Friday, 30 September 2016	9,834.56		2,336 Ordinary shares
CBA Markets Limited ACN 003 485 952	Friday, 30 September 2016	2,262.60		540 Ordinary shares
CBA Markets Limited ACN 003 485 952	Friday, 30 September 2016	2,289.60		540 Ordinary shares
CBA Markets Limited ACN 003 485 952	Tuesday, 4 October 2016	9,976.08		2,364 Ordinary shares
CBA Markets Limited ACN 003 485 952	Tuesday, 4 October 2016	2,018.94		483 Ordinary shares
CBA Markets Limited ACN 003 485 952	Tuesday, 4 October 2016	237.12		57 Ordinary shares
CBA Markets Limited ACN 003 485 952	Tuesday, 4 October 2016	2,268.00		540 Ordinary shares
CBA Markets Limited	Tuesday, 4 October	2,262.60		540 Ordinary shares

ACN 003 485 952	2016			
CBA Markets Limited ACN 003 485 952	Tuesday, 4 October 2016	2,268.00		540 Ordinary shares
CBA Markets Limited ACN 003 485 952	Tuesday, 4 October 2016	2,268.00		540 Ordinary shares
CBA Markets Limited ACN 003 485 952	Tuesday, 4 October 2016	2,268.00		540 Ordinary shares
CBA Markets Limited ACN 003 485 952	Wednesday, 5 October 2016	2,230.20		540 Ordinary shares
CBA Markets Limited ACN 003 485 952	Thursday, 6 October 2016	2,235.60		540 Ordinary shares
CBA Markets Limited ACN 003 485 952	Monday, 10 October 2016	3,075.68		752 Ordinary shares
CBA Markets Limited ACN 003 485 952	Monday, 10 October 2016	3,210.65		785 Ordinary shares
CBA Markets Limited ACN 003 485 952	Monday, 10 October 2016	2,756.66		674 Ordinary shares
CBA Markets Limited ACN 003 485 952	Monday, 10 October 2016	952.97		233 Ordinary shares
CBA Markets Limited ACN 003 485 952	Monday, 10 October 2016	4.09		1 Ordinary shares
CBA Markets Limited ACN 003 485 952	Tuesday, 11 October 2016	1,031.24		254 Ordinary shares
CBA Markets Limited ACN 003 485 952	Tuesday, 11 October 2016	2,192.40		540 Ordinary shares
CBA Markets Limited ACN 003 485 952	Tuesday, 11 October 2016	2,181.60		540 Ordinary shares
CBA Markets Limited ACN 003 485 952	Tuesday, 11 October 2016	627.12		156 Ordinary shares
CBA Markets Limited ACN 003 485 952	Wednesday, 12 October 2016	4,972.40		1,240 Ordinary shares
CBA Markets Limited ACN 003 485 952	Wednesday, 12 October 2016	4,325.40		1,080 Ordinary shares
CBA Markets Limited ACN 003 485 952	Wednesday, 12 October 2016	2,106.00		540 Ordinary shares
CBA Markets Limited ACN 003 485 952	Thursday, 13 October 2016	1,694.00		440 Ordinary shares

CBA Markets Limited ACN 003 485 952	Thursday, 13 October 2016	2,167.55		563 Ordinary shares
CBA Markets Limited ACN 003 485 952	Thursday, 13 October 2016	5,986.75		1,555 Ordinary shares
CBA Markets Limited ACN 003 485 952	Thursday, 13 October 2016	2,057.40		540 Ordinary shares
CBA Markets Limited ACN 003 485 952	Thursday, 13 October 2016	2,041.20		540 Ordinary shares
CBA Markets Limited ACN 003 485 952	Thursday, 13 October 2016	1,294.56		348 Ordinary shares
CBA Markets Limited ACN 003 485 952	Thursday, 13 October 2016	710.40		192 Ordinary shares
CBA Markets Limited ACN 003 485 952	Thursday, 13 October 2016	1,976.40		540 Ordinary shares
CBA Markets Limited ACN 003 485 952	Thursday, 13 October 2016	1,962.00		545 Ordinary shares
CBA Markets Limited ACN 003 485 952	Thursday, 13 October 2016	66.78		18 Ordinary shares
CBA Markets Limited ACN 003 485 952	Thursday, 13 October 2016	1,936.62		522 Ordinary shares
CBA Markets Limited ACN 003 485 952	Thursday, 13 October 2016	2,079.00		550 Ordinary shares
CBA Markets Limited ACN 003 485 952	Thursday, 13 October 2016	114.00		30 Ordinary shares
CBA Markets Limited ACN 003 485 952	Thursday, 13 October 2016	507.86		134 Ordinary shares
CBA Markets Limited ACN 003 485 952	Thursday, 13 October 2016	1,421.28		376 Ordinary shares
CBA Markets Limited ACN 003 485 952	Thursday, 13 October 2016	2,030.40		540 Ordinary shares
CBA Markets Limited ACN 003 485 952	Friday, 14 October 2016	9,285.12		2,496 Ordinary shares
CBA Markets Limited ACN 003 485 952	Friday, 14 October 2016	558.00		150 Ordinary shares
CBA Markets Limited ACN 003 485 952	Friday, 14 October 2016	2,008.80		540 Ordinary shares
CBA Markets Limited	Friday, 14 October 2016	1,978.35		545 Ordinary shares

ACN 003 485 952				
CBA Markets Limited ACN 003 485 952	Friday, 14 October 2016	3,170.50		850 Ordinary shares
CBA Markets Limited ACN 003 485 952	Monday, 17 October 2016	9,890.45		2,755 Ordinary shares
CBA Markets Limited ACN 003 485 952	Monday, 17 October 2016	1,983.15		565 Ordinary shares
CBA Markets Limited ACN 003 485 952	Tuesday, 18 October 2016	9,967.44		2,856 Ordinary shares
CBA Markets Limited ACN 003 485 952	Tuesday, 18 October 2016	3.49		1 Ordinary shares
CBA Markets Limited ACN 003 485 952	Tuesday, 18 October 2016	629.19		179 Ordinary shares
CBA Markets Limited ACN 003 485 952	Tuesday, 18 October 2016	1,955.10		570 Ordinary shares
CBA Markets Limited ACN 003 485 952	Wednesday, 19 October 2016	8,241.22		2,186 Ordinary shares
CBA Markets Limited ACN 003 485 952	Wednesday, 19 October 2016	4,795.44		1,272 Ordinary shares
CBA Markets Limited ACN 003 485 952	Thursday, 20 October 2016	10,734.06		2,697 Ordinary shares
CBA Markets Limited ACN 003 485 952	Thursday, 20 October 2016	955.20		240 Ordinary shares
CBA Markets Limited ACN 003 485 952	Thursday, 20 October 2016	2,062.80		540 Ordinary shares
CBA Markets Limited ACN 003 485 952	Thursday, 20 October 2016	42.73		11 Ordinary shares
CBA Markets Limited ACN 003 485 952	Thursday, 20 October 2016	3,861.20		985 Ordinary shares
CBA Markets Limited ACN 003 485 952	Thursday, 20 October 2016	2,087.10		540 Ordinary shares
CBA Markets Limited ACN 003 485 952	Friday, 21 October 2016	2,068.20		540 Ordinary shares
CBA Markets Limited ACN 003 485 952	Friday, 21 October 2016	2,111.40		540 Ordinary shares
CBA Markets Limited ACN 003 485 952	Friday, 21 October 2016	2,084.40		540 Ordinary shares

CBA Markets Limited ACN 003 485 952	Monday, 24 October 2016	2,248.47		581 Ordinary shares
CBA Markets Limited ACN 003 485 952	Monday, 24 October 2016	1,756.98		454 Ordinary shares
CBA Markets Limited ACN 003 485 952	Monday, 24 October 2016	1,838.25		475 Ordinary shares
CBA Markets Limited ACN 003 485 952	Monday, 24 October 2016	2,000.79		517 Ordinary shares
CBA Markets Limited ACN 003 485 952	Monday, 24 October 2016	1,412.55		365 Ordinary shares
CBA Markets Limited ACN 003 485 952	Monday, 24 October 2016	7,576.40		2,015 Ordinary shares
CBA Markets Limited ACN 003 485 952	Monday, 24 October 2016	67.68		18 Ordinary shares
CBA Markets Limited ACN 003 485 952	Monday, 24 October 2016	10,332.48		2,748 Ordinary shares
CBA Markets Limited ACN 003 485 952	Monday, 24 October 2016	2,052.00		540 Ordinary shares
CBA Markets Limited ACN 003 485 952	Monday, 24 October 2016	214.61		57 Ordinary shares
CBA Markets Limited ACN 003 485 952	Tuesday, 25 October 2016	3,715.10		970 Ordinary shares
CBA Markets Limited ACN 003 485 952	Wednesday, 26 October 2016	3,399.04		904 Ordinary shares
CBA Markets Limited ACN 003 485 952	Thursday, 27 October 2016	9,033.12		2,448 Ordinary shares
CBA Markets Limited ACN 003 485 952	Thursday, 27 October 2016	12,106.89		3,281 Ordinary shares
CBA Markets Limited ACN 003 485 952	Friday, 28 October 2016	1,280.64		348 Ordinary shares
CBA Markets Limited ACN 003 485 952	Friday, 28 October 2016	1,262.24		343 Ordinary shares
CBA Markets Limited ACN 003 485 952	Friday, 28 October 2016	390.08		106 Ordinary shares
CBA Markets Limited ACN 003 485 952	Friday, 28 October 2016	2,053.44		558 Ordinary shares
CBA Markets Limited	Friday, 28 October 2016	4,437.03		1,209 Ordinary shares

ACN 003 485 952				
CBA Markets Limited ACN 003 485 952	Monday, 31 October 2016	3,003.00		825 Ordinary shares
CBA Markets Limited ACN 003 485 952	Monday, 31 October 2016	1,288.56		354 Ordinary shares
CBA Markets Limited ACN 003 485 952	Monday, 31 October 2016	3,669.12		1,008 Ordinary shares
CBA Markets Limited ACN 003 485 952	Wednesday, 2 November 2016	1,959.15		555 Ordinary shares
CBA Markets Limited ACN 003 485 952	Wednesday, 2 November 2016	1,966.20		565 Ordinary shares
CBA Markets Limited ACN 003 485 952	Wednesday, 2 November 2016	155.94		46 Ordinary shares
CBA Markets Limited ACN 003 485 952	Wednesday, 2 November 2016	1,810.26		534 Ordinary shares
CBA Markets Limited ACN 003 485 952	Wednesday, 2 November 2016	1,988.30		590 Ordinary shares
CBA Markets Limited ACN 003 485 952	Wednesday, 2 November 2016	1,440.50		430 Ordinary shares
CBA Markets Limited ACN 003 485 952	Wednesday, 2 November 2016	1,740.48		518 Ordinary shares
CBA Markets Limited ACN 003 485 952	Wednesday, 2 November 2016	1,964.70		590 Ordinary shares
CBA Markets Limited ACN 003 485 952	Wednesday, 2 November 2016	1,986.00		600 Ordinary shares
CBA Markets Limited ACN 003 485 952	Wednesday, 2 November 2016	1,994.20		590 Ordinary shares
CBA Markets Limited ACN 003 485 952	Wednesday, 2 November 2016	1,969.00		550 Ordinary shares
CBA Markets Limited ACN 003 485 952	Wednesday, 2 November 2016	1,978.00		575 Ordinary shares
CBA Markets Limited ACN 003 485 952	Wednesday, 2 November 2016	1,100.48		335 Ordinary shares
CBA Markets Limited ACN 003 485 952	Wednesday, 2 November 2016	1,722.00		525 Ordinary shares
CBA Markets Limited ACN 003 485 952	Thursday, 3 November 2016	4,925.07		1,479 Ordinary shares

CBA Markets Limited ACN 003 485 952	Monday, 7 November 2016	1,975.40		595 Ordinary shares
CBA Markets Limited ACN 003 485 952	Monday, 7 November 2016	2,839.20		845 Ordinary shares
CBA Markets Limited ACN 003 485 952	Monday, 7 November 2016	1,995.00		600 Ordinary shares
CBA Markets Limited ACN 003 485 952	Tuesday, 8 November 2016	1,977.50		565 Ordinary shares
CBA Markets Limited ACN 003 485 952	Tuesday, 8 November 2016	823.66		233 Ordinary shares
CBA Markets Limited ACN 003 485 952	Tuesday, 8 November 2016	176.75		50 Ordinary shares
CBA Markets Limited ACN 003 485 952	Tuesday, 8 November 2016	1,451.16		417 Ordinary shares
CBA Markets Limited ACN 003 485 952	Wednesday, 9 November 2016	1,954.40		560 Ordinary shares
CBA Markets Limited ACN 003 485 952	Wednesday, 9 November 2016	3.46		1 Ordinary shares
CBA Markets Limited ACN 003 485 952	Thursday, 10 November 2016	1,993.60		560 Ordinary shares
CBA Markets Limited ACN 003 485 952	Thursday, 10 November 2016	1,982.40		560 Ordinary shares
CBA Markets Limited ACN 003 485 952	Friday, 11 November 2016	1,978.00		575 Ordinary shares
CBA Markets Limited ACN 003 485 952	Friday, 11 November 2016	1,971.45		585 Ordinary shares
CBA Markets Limited ACN 003 485 952	Friday, 11 November 2016	2,000.10		590 Ordinary shares
CBA Markets Limited ACN 003 485 952	Friday, 11 November 2016	10,102.20		2,980 Ordinary shares
CBA Markets Limited ACN 003 485 952	Friday, 11 November 2016	6,322.35		1,865 Ordinary shares
CBA Markets Limited ACN 003 485 952	Friday, 11 November 2016	3,708.66		1,094 Ordinary shares
CBA Markets Limited ACN 003 485 952	Monday, 14 November 2016	1,980.30		615 Ordinary shares
CBA Markets Limited	Monday, 14 November	1,977.80		620 Ordinary shares

ACN 003 485 952	2016			
CBA Markets Limited ACN 003 485 952	Monday, 14 November 2016	929.61		297 Ordinary shares
CBA Markets Limited ACN 003 485 952	Tuesday, 15 November 2016	1,949.45		635 Ordinary shares
CBA Markets Limited ACN 003 485 952	Tuesday, 15 November 2016	1,954.35		645 Ordinary shares
CBA Markets Limited ACN 003 485 952	Tuesday, 15 November 2016	20,230.65		6,633 Ordinary shares
CBA Markets Limited ACN 003 485 952	Wednesday, 16 November 2016	1,106.33		349 Ordinary shares
CBA Markets Limited ACN 003 485 952	Wednesday, 16 November 2016	2,073.18		654 Ordinary shares
CBA Markets Limited ACN 003 485 952	Wednesday, 16 November 2016	3,940.31		1,243 Ordinary shares
CBA Markets Limited ACN 003 485 952	Wednesday, 16 November 2016	1,109.50		350 Ordinary shares
CBA Markets Limited ACN 003 485 952	Wednesday, 16 November 2016	2,165.11		683 Ordinary shares
CBA Markets Limited ACN 003 485 952	Wednesday, 16 November 2016	411.07		135 Ordinary shares
CBA Markets Limited ACN 003 485 952	Wednesday, 16 November 2016	3,374.40		1,110 Ordinary shares
CBA Markets Limited ACN 003 485 952	Wednesday, 16 November 2016	2,514.00		838 Ordinary shares
CBA Markets Limited ACN 003 485 952	Thursday, 17 November 2016	9,999.00		3,333 Ordinary shares
CBA Markets Limited ACN 003 485 952	Thursday, 17 November 2016	164.16		54 Ordinary shares
CBA Markets Limited ACN 003 485 952	Friday, 18 November 2016	923.80		298 Ordinary shares
CBA Markets Limited ACN 003 485 952	Friday, 18 November 2016	8,841.20		2,852 Ordinary shares
CBA Markets Limited ACN 003 485 952	Friday, 18 November 2016	331.70		107 Ordinary shares
CBA Markets Limited ACN 003 485 952	Monday, 21 November 2016	5,836.80		1,824 Ordinary shares

CBA Markets Limited ACN 003 485 952	Monday, 21 November 2016	342.40		107 Ordinary shares
CBA Markets Limited ACN 003 485 952	Monday, 21 November 2016	9.60		3 Ordinary shares
CBA Markets Limited ACN 003 485 952	Monday, 21 November 2016	3,971.20		1,241 Ordinary shares
CBA Markets Limited ACN 003 485 952	Tuesday, 22 November 2016	5,031.30		1,623 Ordinary shares
CBA Markets Limited ACN 003 485 952	Tuesday, 22 November 2016	14,078.97		4,527 Ordinary shares
CBA Markets Limited ACN 003 485 952	Thursday, 21 July 2016	N/A		366,360 Ordinary shares (borrowed from Merrill Lynch International, see Annexure C)
CBA Markets Limited ACN 003 485 952	Friday, 22 July 2016	N/A		366,360 Ordinary shares (borrowed from Merrill Lynch International, see Annexure C)
CBA Markets Limited ACN 003 485 952	Friday, 22 July 2016	N/A		1,476 Ordinary shares (borrowed from Merrill Lynch International, see Annexure C)
CBA Markets Limited ACN 003 485 952	Monday, 25 July 2016	N/A		369,580 Ordinary shares (borrowed from Merrill Lynch International, see Annexure C)
CBA Markets Limited ACN 003 485 952	Tuesday, 26 July 2016	N/A		371,681 Ordinary shares (borrowed from Merrill Lynch International, see Annexure C)
CBA Markets Limited ACN 003 485 952	Wednesday, 27 July 2016	N/A		376,335 Ordinary shares (borrowed from Merrill Lynch International, see Annexure C)
CBA Markets Limited ACN 003 485 952	Thursday, 28 July 2016	N/A		377,733 Ordinary shares (borrowed from Merrill Lynch International, see Annexure C)
CBA Markets Limited ACN 003 485 952	Friday, 29 July 2016	N/A		370,310 Ordinary shares (borrowed from Merrill Lynch International, see Annexure C)
CBA Markets Limited ACN 003 485 952	Monday, 1 August 2016	N/A		368,424 Ordinary shares (borrowed from Merrill Lynch International, see

				Annexure C)
CBA Markets Limited ACN 003 485 952	Tuesday, 2 August 2016	N/A		370,704 Ordinary shares (borrowed from Merrill Lynch International, see Annexure C)
CBA Markets Limited ACN 003 485 952	Wednesday, 3 August 2016	N/A		372,102 Ordinary shares (borrowed from Merrill Lynch International, see Annexure C)
CBA Markets Limited ACN 003 485 952	Thursday, 4 August 2016	N/A		372,863 Ordinary shares (borrowed from Merrill Lynch International, see Annexure C)
CBA Markets Limited ACN 003 485 952	Friday, 5 August 2016	N/A		368,267 Ordinary shares (borrowed from Merrill Lynch International, see Annexure C)
CBA Markets Limited ACN 003 485 952	Tuesday, 9 August 2016	N/A		364,549 Ordinary shares (borrowed from Merrill Lynch International, see Annexure C)
CBA Markets Limited ACN 003 485 952	Wednesday, 10 August 2016	N/A		361,896 Ordinary shares (borrowed from Merrill Lynch International, see Annexure C)
CBA Markets Limited ACN 003 485 952	Thursday, 11 August 2016	N/A		360,488 Ordinary shares (borrowed from Merrill Lynch International, see Annexure C)
CBA Markets Limited ACN 003 485 952	Friday, 12 August 2016	N/A		362,690 Ordinary shares (borrowed from Merrill Lynch International, see Annexure C)
CBA Markets Limited ACN 003 485 952	Monday, 15 August 2016	N/A		363,327 Ordinary shares (borrowed from Merrill Lynch International, see Annexure C)
CBA Markets Limited ACN 003 485 952	Tuesday, 16 August 2016	N/A		363,168 Ordinary shares (borrowed from Merrill Lynch International, see Annexure C)
CBA Markets Limited ACN 003 485 952	Wednesday, 17 August 2016	N/A		364,580 Ordinary shares (borrowed from Merrill Lynch International, see Annexure C)
CBA Markets Limited	Wednesday, 17 August	N/A		1 Ordinary shares (borrowed from Merrill


ACN 003 485 952	2016			Lynch International, see Annexure C)
CBA Markets Limited ACN 003 485 952	Thursday, 18 August 2016	N/A		365,078 Ordinary shares (borrowed from Merrill Lynch International, see Annexure C)
CBA Markets Limited ACN 003 485 952	Thursday, 18 August 2016	N/A		1 Ordinary shares (borrowed from Merrill Lynch International, see Annexure C)
CBA Markets Limited ACN 003 485 952	Friday, 19 August 2016	N/A		363,382 Ordinary shares (borrowed from Merrill Lynch International, see Annexure C)
CBA Markets Limited ACN 003 485 952	Friday, 19 August 2016	N/A		1 Ordinary shares (borrowed from Merrill Lynch International, see Annexure C)
CBA Markets Limited ACN 003 485 952	Monday, 22 August 2016	N/A		365,429 Ordinary shares (borrowed from Merrill Lynch International, see Annexure C)
CBA Markets Limited ACN 003 485 952	Monday, 22 August 2016	N/A		1 Ordinary shares (borrowed from Merrill Lynch International, see Annexure C)
CBA Markets Limited ACN 003 485 952	Tuesday, 23 August 2016	N/A		1 Ordinary shares (borrowed from Merrill Lynch International, see Annexure C)
CBA Markets Limited ACN 003 485 952	Tuesday, 23 August 2016	N/A		366,753 Ordinary shares (borrowed from Merrill Lynch International, see Annexure C)
CBA Markets Limited ACN 003 485 952	Wednesday, 24 August 2016	N/A		1 Ordinary shares (borrowed from Merrill Lynch International, see Annexure C)
CBA Markets Limited ACN 003 485 952	Wednesday, 24 August 2016	N/A		367,526 Ordinary shares (borrowed from Merrill Lynch International, see Annexure C)
CBA Markets Limited ACN 003 485 952	Thursday, 25 August 2016	N/A		1 Ordinary shares (borrowed from Merrill Lynch International, see Annexure C)

CBA Markets Limited ACN 003 485 952	Thursday, 25 August 2016	N/A		296,553 Ordinary shares (borrowed from Merrill Lynch International, see Annexure C)
CBA Markets Limited ACN 003 485 952	Friday, 26 August 2016	N/A		1 Ordinary shares (borrowed from Merrill Lynch International, see Annexure C)
CBA Markets Limited ACN 003 485 952	Monday, 29 August 2016	N/A		1 Ordinary shares (borrowed from Merrill Lynch International, see Annexure C)
CBA Markets Limited ACN 003 485 952	Tuesday, 30 August 2016	N/A		1 Ordinary shares (borrowed from Merrill Lynch International, see Annexure C)
CBA Markets Limited ACN 003 485 952	Wednesday, 31 August 2016	N/A		1 Ordinary shares (borrowed from Merrill Lynch International, see Annexure C)
CBA Markets Limited ACN 003 485 952	Thursday, 1 September 2016	N/A		1 Ordinary shares (borrowed from Merrill Lynch International, see Annexure C)
CBA Markets Limited ACN 003 485 952	Friday, 2 September 2016	N/A		70,777 Ordinary shares (borrowed from Merrill Lynch International, see Annexure C)
CBA Markets Limited ACN 003 485 952	Friday, 2 September 2016	N/A		1 Ordinary shares (borrowed from Merrill Lynch International, see Annexure C)
CBA Markets Limited ACN 003 485 952	Monday, 5 September 2016	N/A		1 Ordinary shares (borrowed from Merrill Lynch International, see Annexure C)
CBA Markets Limited ACN 003 485 952	Tuesday, 6 September 2016	N/A		1 Ordinary shares (borrowed from Merrill Lynch International, see Annexure C)
CBA Markets Limited ACN 003 485 952	Friday, 9 September 2016	N/A		109,978 Ordinary shares (borrowed from Merrill Lynch International, see Annexure C)
CBA Markets Limited ACN 003 485 952	Monday, 12 September 2016	N/A		43,711 Ordinary shares (borrowed from Merrill Lynch International, see

				Annexure C)
CBA Markets Limited ACN 003 485 952	Tuesday, 13 September 2016	N/A		95,986 Ordinary shares (borrowed from Merrill Lynch International, see Annexure C)
CBA Markets Limited ACN 003 485 952	Wednesday, 14 September 2016	N/A		95,986 Ordinary shares (borrowed from Merrill Lynch International, see Annexure C)
CBA Markets Limited ACN 003 485 952	Thursday, 15 September 2016	N/A		68,519 Ordinary shares (borrowed from Merrill Lynch International, see Annexure C)
CBA Markets Limited ACN 003 485 952	Friday, 16 September 2016	N/A		68,519 Ordinary shares (borrowed from Merrill Lynch International, see Annexure C)
CBA Markets Limited ACN 003 485 952	Monday, 19 September 2016	N/A		16,168 Ordinary shares (borrowed from Merrill Lynch International, see Annexure C)
CBA Markets Limited ACN 003 485 952	Tuesday, 20 September 2016	N/A		16,168 Ordinary shares (borrowed from Merrill Lynch International, see Annexure C)
CBA Markets Limited ACN 003 485 952	Wednesday, 21 September 2016	N/A		16,168 Ordinary shares (borrowed from Merrill Lynch International, see Annexure C)
CBA Markets Limited ACN 003 485 952	Thursday, 22 September 2016	N/A		16,168 Ordinary shares (borrowed from Merrill Lynch International, see Annexure C)
CBA Markets Limited ACN 003 485 952	Friday, 23 September 2016	N/A		16,168 Ordinary shares (borrowed from Merrill Lynch International, see Annexure C)
CBA Markets Limited ACN 003 485 952	Monday, 26 September 2016	N/A		16,168 Ordinary shares (borrowed from Merrill Lynch International, see Annexure C)
CBA Markets Limited ACN 003 485 952	Tuesday, 27 September 2016	N/A		2,064 Ordinary shares (borrowed from Merrill Lynch International, see Annexure C)

Annexure C

This is annexure C referred to in Form 603, Notice of initial substantial holder dated **22/11/2016**



Carla Collingwood Company Secretary Dated the 23 November 2016

Commonwealth Bank of Australia will, if requested by the company or responsible entity to whom this form must be given or by the Australian Securities and Investments Commission (ASIC), give a copy of one or more of the following agreements to the company, responsible entity or ASIC (as appropriate).

Citigroup Global Markets Limited (Agreement 1)

Type of agreement:	Australian Master Securities Lending Agreement
Parties to agreement:	(1) Citigroup Global Markets Limited; and (2) Colonial First State Investments Limited
Can the parties exercise voting rights attaching to the securities?	No
If yes, in what circumstances?	N/A
Date on which the securities were (or are) expected to be delivered to the borrower or its nominee (ie borrow date):	The dates indicated in Annexure B on which securities were borrowed.
Scheduled date (if any) when the securities are expected to be returned to the borrower or its nominee (ie return date):	Any particular day.
Does the borrower have the right to return the securities early? [Yes/No]	Yes
If yes, in which circumstances?	At any time subject to giving notice.
Does the lender have the right to recall the securities early (ie before the scheduled return date)? [Yes/No]	Yes
If yes, in which circumstances?	At any time subject to giving notice.
Are there circumstances in which the borrower will not be required to return the securities on settlement? [Yes/No]	No
If yes, in which circumstances?	N/A

Merrill Lynch International

Type of agreement:	Global Master Securities Lending Agreement
--------------------	--

Parties to agreement:	(1) Commonwealth Bank of Australia and (2) Merrill Lynch International
Can the parties exercise voting rights attaching to the securities?	No
If yes, in what circumstances?	N/A
Date on which the securities were (or are) expected to be delivered to the borrower or its nominee (ie borrow date):	The dates indicated in Annexure B on which securities were borrowed.
Scheduled date (if any) when the securities are expected to be returned to the borrower or its nominee (ie return date):	Any particular day.
Does the borrower have the right to return the securities early? [Yes/No]	Yes
If yes, in which circumstances?	At any time subject to giving notice.
Does the lender have the right to recall the securities early (ie before the scheduled return date)? [Yes/No]	Yes
If yes, in which circumstances?	At any time subject to giving notice.
Are there circumstances in which the borrower will not be required to return the securities on settlement? [Yes/No]	No
If yes, in which circumstances?	N/A

Barclays Capital Securities Ltd

Type of agreement:	Global Master Securities Lending Agreement
Parties to agreement:	(1) Commonwealth Bank of Australia and (2) Barclays Capital Securities Ltd
Can the parties exercise voting rights attaching to the securities?	No
If yes, in what circumstances?	N/A
Date on which the securities were (or are) expected to be delivered to the borrower or its nominee (ie borrow date):	The dates indicated in Annexure B on which securities were borrowed.
Scheduled date (if any) when the securities are expected to be returned to the borrower or its nominee (ie return date):	Any particular day.
Does the borrower have the right to return the securities early? [Yes/No]	Yes
If yes, in which circumstances?	At any time subject to giving notice.

Does the lender have the right to recall the securities early (ie before the scheduled return date)? [Yes/No]	Yes
If yes, in which circumstances?	At any time subject to giving notice.
Are there circumstances in which the borrower will not be required to return the securities on settlement? [Yes/No]	No
If yes, in which circumstances?	N/A

UBS AG (Agreement 3)

Type of agreement:	Australian Master Securities Lending Agreement
Parties to agreement:	(1) UBS AG; and (2) Colonial First State Investments Limited
Can the parties exercise voting rights attaching to the securities?	No
If yes, in what circumstances?	N/A
Date on which the securities were (or are) expected to be delivered to the borrower or its nominee (ie borrow date):	The dates indicated in Annexure B on which securities were borrowed.
Scheduled date (if any) when the securities are expected to be returned to the borrower or its nominee (ie return date):	Any particular day.
Does the borrower have the right to return the securities early? [Yes/No]	Yes
If yes, in which circumstances?	At any time subject to giving notice.
Does the lender have the right to recall the securities early (ie before the scheduled return date)? [Yes/No]	Yes
If yes, in which circumstances?	At any time subject to giving notice.
Are there circumstances in which the borrower will not be required to return the securities on settlement? [Yes/No]	No
If yes, in which circumstances?	N/A

UBS AG (Agreement 1)

Type of agreement:	Australian Master Securities Lending Agreement
Parties to agreement:	(1) UBS AG; and (2) Colonial First State Investments Limited
Can the parties exercise voting rights attaching to the securities?	No

If yes, in what circumstances?	N/A
Date on which the securities were (or are) expected to be delivered to the borrower or its nominee (ie borrow date):	The dates indicated in Annexure B on which securities were borrowed.
Scheduled date (if any) when the securities are expected to be returned to the borrower or its nominee (ie return date):	Any particular day.
Does the borrower have the right to return the securities early? [Yes/No]	Yes
If yes, in which circumstances?	At any time subject to giving notice.
Does the lender have the right to recall the securities early (ie before the scheduled return date)? [Yes/No]	Yes
If yes, in which circumstances?	At any time subject to giving notice.
Are there circumstances in which the borrower will not be required to return the securities on settlement? [Yes/No]	No
If yes, in which circumstances?	N/A

UBS AG (Agreement 2)

Type of agreement:	Australian Master Securities Lending Agreement
Parties to agreement:	(1) UBS AG; and (2) Colonial First State Investments Limited
Can the parties exercise voting rights attaching to the securities?	No
If yes, in what circumstances?	N/A
Date on which the securities were (or are) expected to be delivered to the borrower or its nominee (ie borrow date):	The dates indicated in Annexure B on which securities were borrowed.
Scheduled date (if any) when the securities are expected to be returned to the borrower or its nominee (ie return date):	Any particular day.
Does the borrower have the right to return the securities early? [Yes/No]	Yes
If yes, in which circumstances?	At any time subject to giving notice.
Does the lender have the right to recall the securities early (ie before the scheduled return date)? [Yes/No]	Yes
If yes, in which circumstances?	At any time subject to giving notice.
Are there circumstances in which the borrower will not be required to return the securities on settlement? [Yes/No]	No

If yes, in which circumstances?	N/A
---------------------------------	-----