

MACQUARIE PROFESSIONAL SERIES

Winton Global Alpha Fund

Product Disclosure Statement



ARSN 124 282 971
APIR code MAQ0482AU
ASX mFund code MPS01

Macquarie Investment Management Australia Limited
ABN 55 092 552 611 AFSL 238321

DATE OF ISSUE / 1 JULY 2020

Winton Global Alpha Fund

Supplementary Product Disclosure Statement

Dated 27 August 2020
ARSN 124 282 971
APIR code MAQ0482AU



Issuer: Macquarie Investment Management Australia Limited
ABN 55 092 552 611 AFSL No. 238321

Other than Macquarie Bank Limited (MBL), none of the entities noted in this document are authorised deposit-taking institutions for the purposes of the Banking Act 1959 (Commonwealth of Australia). The obligations of these entities do not represent deposits or other liabilities of MBL. MBL does not guarantee or otherwise provide assurance in respect of the obligations of these entities, unless noted otherwise.

This Supplementary Product Disclosure Statement dated 27 August 2020 (**Supplementary PDS**) is supplemental to the Product Disclosure Statement (**PDS**), dated 1 July 2020, for the Winton Global Alpha Fund (**Fund**). These documents should be read together.

Macquarie Investment Management Australia Limited, the responsible entity of the Fund, has convened a unitholder meeting for 24 September 2020 for Fund investors to consider, and if thought fit, approve certain amendments to the constitution of the Fund.

The following changes will take effect on 1 October 2020 (if the changes to the Fund constitution put to the upcoming unitholder meeting are approved by the required majority of Fund investors):

1. The definition of performance fee in the constitution of the Fund will be expanded to capture net profit generated by all trading in the Fund (excluding net interest earned on cash held directly by the Fund), rather than simply profits from futures trading.
2. The management and performance fees will be reduced.

The fees below are inclusive of GST, net of reduced input tax credits.

Current	Effective from 1 October 2020 (if Resolution passed)
Management fee	
1.78% pa of the net asset value of the Fund.	1.48% pa of the net asset value of the Fund.
The management fee accrues daily and is payable monthly. It is deducted from the Fund's assets and reflected in the Fund's unit price.	
Performance fee	
16.4% of the dollar value of the net profit (if any) <i>from futures trading</i> , provided that any carried forward losses from futures trading have been made up.	10.25% of the dollar value of the net profit (if any) <i>from all of the Fund's trading (excluding net interest earned on cash held directly by the Fund)</i> , provided that any carried forward losses from such trading have been made up.
The performance fee accrues daily and is payable quarterly. It is deducted from the Fund's assets and reflected on an accrued basis in the Fund's unit price.	

If the required changes to the Fund constitution referred to above are approved at the unitholder meeting on 24 September 2020, we will issue a Supplementary PDS at that time notifying investors that the changes have been approved and are proceeding on the effective date above.

If the required changes to the Fund constitution referred to above are **not** approved at the unitholder meeting on 24 September 2020, the above changes to the Fund will not proceed.

Please note that no changes to the Fund's investment strategy (including its investment universe) are being made at the date of this Supplementary PDS and no changes to the Fund's investment strategy are due to come into effect on 1 October 2020. We will provide investors with notice of any future changes to the Fund's investment strategy (including changes to its investment universe) as required by the Corporations Act.

If the required changes to the Fund constitution referred to above are approved, the PDS will be amended as follows on 1 October 2020:

1. The content in the row entitled 'Management fee' in the 'Winton Global Alpha Fund at a glance' section of the PDS will be replaced with the following:

1.48% pa of the net asset value of the Fund (inclusive of the net impact of GST). The management fee accrues daily and is payable monthly. It is deducted from the Fund's assets and reflected in the Fund's unit price.

2. The content in the row entitled 'Performance fee' in the 'Winton Global Alpha Fund at a glance' section of the PDS will be replaced with the following:

10.25% (inclusive of the net impact of GST) of the dollar value of the net profit (if any) from all of the Fund's trading (excluding net interest earned on cash held directly by the Fund), provided that any carried forward losses from such trading have been made up. The performance fee accrues daily and is payable quarterly. It is deducted from the Fund's assets and reflected on an accrued basis in the Fund's unit price.

! Refer to Sections 4.1 and 4.2.2 of this PDS for more information and a worked dollar example.

3. The fees and costs table in Section 4.1 of the PDS will be replaced with the following:

Type of fee or cost ^{1,2}	Amount	How and when paid
Fees when your money moves in and out of the Fund		
Establishment fee The fee to open your investment	Nil	Not applicable
Contribution fee The fee on each amount contributed to your investment	Nil	Not applicable
Withdrawal fee The fee on each amount you take out of your investment	Nil	Not applicable
Exit fee The fee to close your investment	Nil	Not applicable
Management costs		
The fees and costs for managing your investment	<p>Management costs of 1.48% pa, comprising:</p> <p>Management fee 1.48% pa of the net asset value of the Fund.</p> <p>Indirect costs³ 0% pa of the net asset value of the Fund.</p> <p>PLUS</p> <p>Performance fee 10.25% of the dollar value of the net profit (if any) from all of the Fund's trading (excluding net interest earned on cash held directly by the Fund), provided that any carried forward losses from such trading have been made up.</p> <p>! Refer to Section 4.2.2 for more information and a worked dollar example.</p>	<p>The management fee:</p> <ul style="list-style-type: none"> accrues daily and is payable monthly, and is deducted from the Fund's assets and reflected in the Fund's unit price. <p>Indirect costs are generally deducted from the Fund's assets and reflected in the Fund's unit price. Indirect costs are generally paid when incurred.</p> <p>The performance fee:</p> <ul style="list-style-type: none"> accrues daily and is payable quarterly in arrears, and is deducted from the Fund's assets and reflected on an accrued basis in the Fund's unit price.
Service fees		
Switching fee The fee for changing funds	Nil	Not applicable

¹ You may also incur a buy/sell spread when your money moves in or out of the Fund. Refer to Section 4.2.4 of this PDS for more information.
² Fees may be individually negotiated if you are a wholesale investor under the Corporations Act and subject to compliance with applicable regulatory requirements.
See 'Differential fees' in Section 4.2.6 of this PDS for more information.
³ Based on indirect costs for the previous financial year. Actual costs may vary including by material amounts. Past costs may not be a reliable indicator of future costs. We do not currently seek reimbursement from the Fund for administrative expenses of the Fund. Abnormal expenses will generally be paid by the Fund. Indirect costs may also include certain costs such as over-the-counter derivatives and any other costs required to be included for the purposes of the Corporations Act. See 'Indirect costs' below for more information.

4. The content for 'Example of annual fees and costs of the Fund' in Section 4.1 of the PDS will be replaced with the following:

The table below gives an example of how the fees and costs for this Fund can affect your investment over a one-year period. You should use this table to compare this product with other managed investment products. From 1 October 2020, the management and performance fee rates will be reduced to the rates shown in the table under 'Fees and other costs' above.

Example		Balance of \$50,000 with total contribution of \$5,000 during the year
Contribution fees	Nil	For every additional \$5,000 you put in, you will not be charged any contribution fee.
PLUS management costs comprising:	2.05% pa¹	And, for every \$50,000 you have in the Fund, you will be charged \$1,025 each year, comprising:
<i>Management fee</i>	<i>1.78% pa²</i>	<i>\$890</i>
<i>Performance fee</i>	<i>0.27% pa³</i>	<i>\$135</i>
EQUALS cost of Fund		If you had an investment of \$50,000 at the beginning of the year and you put in an additional \$5,000 during that year, you would be charged fees of \$1,025.⁴ What it costs you will depend on the fees you may be able to negotiate.

¹ Calculated using the 'indirect cost ratio' for the Fund for the previous financial year. The 'indirect cost ratio' refers to the management costs that were not paid directly out of your account (for example management fees and performance fees) but were paid from the Fund's assets over the relevant financial year, expressed as a percentage of the average net asset value of the Fund. Past performance is not a reliable indicator of future performance, and the amount of the management costs may be higher or lower in the future.

² From 1 October 2020, the management fee is 1.48% pa.

³ The performance fee is an example only. It shows the performance fee as a percentage of the Fund's total average net assets based on the performance of the futures portfolio of the Fund for the previous financial year. As at the date of this PDS, the Fund has an estimated performance fee for the current financial year of 0.15% per annum. It is not possible to accurately forecast the actual performance of the Fund or the performance fee payable in any given period. Accordingly, the actual performance of the Fund or performance fees charged by the Fund may differ to a material extent. Refer to Section 4.2.2 of this PDS for a description of the performance fee charged by the Fund. Past performance is not a reliable indicator of future performance.

⁴ This example assumes that there is no variation in the value of your investment and the additional investment of \$5,000 is made at the end of the period. In practice, the value of an investor's investment and the fees paid will vary and if an additional investment is made during the period, a management fee will also be payable on the additional investment from the date that the additional investment is made.

5. The content in Section 4.2.2 of the PDS will be replaced with the following:

4.2.2 Performance fee

The Investment Manager may be entitled to a performance fee on the profits of the Fund's trading, disregarding net interest earned on the Fund's direct cash holdings.

By applying Winton's investment systems (described in Section 2.2 of this PDS), Winton seeks to generate returns from trading the Fund's portfolio (excluding the Fund's cash portfolio, which is managed by the Cash Manager) and may be entitled to a performance fee from this trading.

The performance fee, estimated at 0.15% per annum of the net asset value of the Fund, accrues daily and is payable quarterly. It is deducted from the Fund's assets and reflected on an accrued basis in the Fund's unit price. The estimated performance fee is based on information available as at the date of this PDS and assumptions that we consider to be reasonable. It is not possible to reliably provide the actual performance fee payable in any given period, as the performance of the Fund cannot be accurately forecast. The performance fee disclosed may differ to the actual performance fee charged, including to a material extent.

The performance fee is determined by reference to the dollar value of profits from the Fund's trading during a quarter, disregarding any interest earned on the Fund's direct cash holdings. It is not calculated by reference to the overall net asset value of the Fund, your unit price, the managed futures index, or any other hurdle rate or benchmark. A performance fee is payable on the dollar value of all trading profits (see following), even where the performance of the Fund is below the managed futures index.

It is calculated using the formula below:

$$10.25\% \times (\text{trading profits less any adjusted carried forward losses})$$

Where trading profits are calculated by:

- taking the change in the value of the Fund's assets during the quarter (net of accrued management fees and trading costs but before performance fees and all other costs)
- adjusting for any cashflows into or out of the Fund during the quarter, except for cashflows in relation to the investment activity of the Fund, and
- deducting net interest earned on cash holdings held directly by the Fund during the quarter.

Carried forward losses occur when the trading profits of the Fund are negative. They are expressed in dollar terms.

For example, if the Fund has generated a trading loss of \$1 million, it must generate trading profits of at least \$1 million before further performance fees become payable. If, at the end of the quarter, the account is still in a loss position, these losses will be carried forward to the next quarter. There is no time limit on how long losses can be carried forward.

Carried forward losses can be adjusted if the Fund is experiencing 'net outflows'. That is, if the total value of redemptions from the Fund in any particular month exceeds the total value of new applications in that month.

Carried forward losses will be reduced by net outflows at the end of a month divided by the average size of the Fund over the month. This adjustment is made for the purpose of calculating performance fees and reduces the amount that Winton has to recover before earning performance fees.

It does not affect the actual amount of losses that Winton will need to recover before investors experience positive performance.

Carried forward losses are not adjusted if the Fund is experiencing 'net inflows'. That is, if the total value of new applications for units in the Fund in any particular month exceeds the total value of redemptions in that month.

The performance fee is determined with reference only to the trading profits for the entire Fund and does not take account of the position of individual investors. In certain circumstances, where there are significant net inflows, a performance fee may start to accrue to Winton even where the value of a particular investor's units is lower than at the time they invested. We may seek to mitigate the potential of this occurring, by adjusting the buy spread as described in Section 4.2.4 of this PDS.

The following is a simplified example that excludes the effect of cash interest, buy/sell spreads and management fees in order to illustrate aspects of the performance fee. This example is provided for illustrative purposes only and does not represent any actual or prospective performance of the Fund. We do not provide any assurance that the Fund will achieve the performance used in the example and you should not rely on this in determining whether to invest in the Fund.

Example

Assume that the first investor in the Fund contributes \$10 million and receives 10 million units at a price of \$1 per unit. In the first quarter of trading, Winton generates trading losses of \$1 million and this becomes an adjusted carried forward loss. At the end of the quarter, a second investor contributes \$9 million at \$0.90 per unit (the current net asset value per unit). The size of the Fund is now \$18 million and there are 20 million units on issue.

In the following quarter, Winton generates trading profits of \$1.2 million. At the end of the quarter, Winton is entitled to a performance fee of:

$$10.25\% \times (\$1.2 \text{ million} - \$1 \text{ million}) = \$20,500 \text{ (inclusive of GST)}$$

The net asset value of the Fund is now approximately \$0.96 per unit. Therefore, despite the net asset value of the first investor's units having fallen since the original investment, Winton will earn a performance fee. Conversely, it is possible for an investor to experience positive performance without any performance fees accruing to Winton.

We may periodically adjust the buy spread (as described in Section 4.2.4 of this PDS) in order to mitigate against such outcomes.

6. **The first paragraph of the sub-section entitled 'Adjustment to buy spread for the Fund' in Section 4.2.4 of the PDS is replaced with the following:**

The buy spread on applications for the Fund may be adjusted to attribute a reasonable estimated value of carried forward losses (in addition to transaction costs). Carried forward losses occur when the trading profits, which is used as the measure for the performance fee charged by the Fund, is negative.

7. **The heading and the first paragraph of the sub-section entitled 'Estimated net transactional and operational costs' in Section 4.2.4 of the PDS is replaced with the following:**

Net transactional and operational costs

The net transactional and operational costs for the Fund for the previous financial year were 0.48%, resulting from transactional and operational costs of 0.51% less the buy/sell spread recovery of 0.03%. For example, if you had an account balance of \$50,000 invested in the Fund over the year and there were no changes to your investment, you would have paid \$240 in net transactional and operational costs during that year (excluding any buy/sell spread as a result of applying for, or redeeming, units in the Fund). When added to the management costs, you would have paid 2.53% (which amounts to \$1,265)¹ in costs.

¹ See the fee example table above for further details. Management costs may differ materially in the current financial year as from 1 October 2020, the management and performance fee rates will be reduced to the rates shown in the table under 'Fees and other costs' in Section 4.1.

8. **The third bullet point in Section 4.2.5 of the PDS is replaced with the following:**

- a maximum performance fee rate of 20% of the trading profit taking into account any adjusted carried forward losses.

Contents

Winton Global Alpha Fund at a glance	01
01 How the Fund works	05
02 How we invest your money	09
03 Risks you should consider	15
04 Fees and other costs	17
05 Taxation considerations	22
06 How to invest and access your money	25
07 Other information	28

IMPORTANT INFORMATION

This document is a Product Disclosure Statement (**PDS**) which has been prepared by Macquarie Investment Management Australia Limited ABN 55 092 552 611 AFSL 238321 (**Macquarie, we, us, our**) as the responsible entity of the Winton Global Alpha Fund (**Fund**).

The information provided in this PDS is general information only and does not take account of your personal financial situation or needs. Before making any investment decision, it is important that you have received, read and understood this PDS (and any updates to this PDS as described below), and that you obtain your own financial advice tailored to your personal circumstances. You can access a copy of the latest version of this PDS and any updated information free of charge from our website at macquarie.com.au/pds or by contacting Macquarie Investment Management Client Service.

Changes and updates to this PDS

The information in this PDS may change from time to time. Where the information in this PDS changes, and such change is not materially adverse to you, we may update the information by publishing an update at macquarie.com.au/pds.

Investments in the Fund are subject to investment risk

Other than Macquarie Bank Limited (**MBL**), none of the entities noted in this document are authorised deposit-taking institutions for the purposes of the Banking Act 1959 (Commonwealth of Australia). The obligations of these entities do not represent deposits or other liabilities of MBL. MBL does not guarantee or otherwise provide assurance in respect of the obligations of these entities, unless noted otherwise.

Business Days

A reference in this PDS to '**Business Day**' means a day (other than a Saturday, Sunday, public holiday or bank holiday) on which banks are open for general banking business in Sydney.

The offer

This offer is only open to persons receiving this PDS within Australia and New Zealand or any other jurisdiction approved by us.

Unless otherwise stated all references to 'dollars' or '\$' herein refer to Australian dollars.

Warning statement for New Zealand investors


- The offer to New Zealand investors is a regulated offer made under Australian and New Zealand law. In Australia, this is Chapter 8 of the Corporations Act 2001 and Regulations. In New Zealand, this is Part 6 of Part 9 of the Financial Markets Conduct Act 2013 and Part 9 of the Financial Markets Conduct Regulations 2014.
- The offer and the content of the PDS is principally governed by Australian rather than New Zealand law. In the main, the Corporations Act 2001 and regulations made under that Act set out how the offer must be made.
- There are differences in how securities are regulated under Australian law. For example, the disclosure of fees for managed investment schemes is different under the Australian regime.
- The rights, remedies and compensation arrangements available to New Zealand investors in Australian financial products may differ from the rights, remedies and compensation arrangements for New Zealand financial products.
- Both the Australian and New Zealand securities regulators have enforcement responsibilities in relation to this offer. If you need to make a complaint about this offer, please contact the Financial Markets Authority, New Zealand (<http://www.fma.govt.nz>). The Australian and New Zealand regulators will work together to settle your complaint.
- The taxation treatment of Australian financial products is not the same as for New Zealand financial products.
- If you are uncertain about whether this investment is appropriate for you, you should seek the advice of an appropriately qualified financial adviser.
- The offer may involve a currency exchange risk. The currency for the financial products is not New Zealand dollars. The value of the financial products will go up or down according to changes in the exchange rate between that currency and New Zealand dollars. These changes may be significant.
- If you expect the financial products to pay any amounts in a currency that is not New Zealand dollars, you may incur significant fees in having the funds credited to a bank account in New Zealand in New Zealand dollars.*
- The dispute resolution process described in the PDS is only available in Australia and is not available in New Zealand.
- If the financial products are able to be traded on a financial product market and you wish to trade the financial products through that market, you will have to make arrangements for a participant in that market to sell the financial products on your behalf. If the financial product market does not operate in New Zealand, the way in which the market operates, the regulation of participants in that market, and the information available to you about the financial products and trading may differ from financial product markets that operate in New Zealand.

* Redemptions and distributions of income will only be paid in Australian dollars to an Australian bank account.






Winton Global Alpha Fund at a glance

The Fund is a 'hedge fund' for the purposes of Australian Securities and Investments Commission (**ASIC**) Regulatory Guide 240.





The following table sets out a summary of the disclosure ASIC requires for hedge funds, the key features of the Fund and a guide to where more detailed information can be found in this PDS. A copy of ASIC Regulatory Guide 240 dated October 2013 (as may be amended, supplemented or replaced from time to time) is available from asic.gov.au.






ASIC Regulatory Guide 240 – Benchmarks	
Valuation of non-exchange traded assets	<p>This benchmark addresses whether valuations of the Fund's non-exchange traded assets are provided by an independent administrator or an independent valuation service provider. This benchmark is not relevant to the Fund as all of its assets are either exchange-traded or cash.</p> <p> Refer to Section 1.5 of this PDS for more information in relation to valuation of the Fund's assets.</p>
Periodic reporting	<p>This benchmark addresses whether the responsible entity of the Fund provides periodic disclosure of certain key information on an annual and monthly basis. This benchmark is not met as we do not provide the following information:</p> <ul style="list-style-type: none"> • maturity profile of the Fund's liabilities (that is, liabilities under its derivatives positions) because it is not relevant given the strategy of the Fund. In the ordinary course, we expect that the Fund's derivatives positions will be closed out before they reach maturity. • liquidity profile of the Fund's assets (that is, the estimated time required to sell an asset at the value ascribed to that asset in the Fund's most recently calculated net asset value) because it is considered proprietary to Winton. Macquarie reasonably expects to realise at least 80% of the Fund's assets under normal market conditions at the value ascribed to those assets within 10 days. <p>The table in Section 7.2 of this PDS sets out the information that will be provided, how often it is available and where it can be accessed and also the information that will not be provided.</p> <p>For the purposes of ASIC Regulatory Guide 240:</p> <ul style="list-style-type: none"> • Macquarie will provide the names of the derivatives counterparties, being executing brokers, engaged by the Fund on an annual basis. • Macquarie will provide the following information to investors on a monthly basis: <ul style="list-style-type: none"> – the Fund's current total net asset value – the monthly and annual investment returns since inception of the Fund – the redemption value of a unit in the Fund – the net return on the Fund's assets after fees, costs and taxes – any changes (including changes in related party status) to any of the Fund's key service providers, and – any material change in the Fund's risk profile or strategy, and any change in the individuals listed in this PDS as playing a key role in making the Fund's investment decisions.

ASIC Regulatory Guide 240 – Disclosure Principles

Investment manager	<p>Winton Capital Management Limited has been appointed to manage the Fund's futures exposure on a discretionary basis.</p> <p>Macquarie Investment Management Global Limited has been appointed to manage the cash investments in excess of the margin requirements of the Fund.</p> <p> Refer to Section 1 of this PDS for more information.</p>
Investment objective and strategy	<p>The Fund aims to generate long-term total returns by investing in exchange-traded futures contracts and exchange-traded forward contracts providing exposure to underlying investments such as share indices, bonds, interest rates, currencies and commodities. The Fund holds both long and short positions in futures. The Fund may also hold cash and cash equivalents.</p> <p>Winton's investment strategy is largely systematic and uses statistical techniques to find patterns and relationships in data to identify investment opportunities. Some examples of the patterns and relationships found may include signals such as trend following and other empirical effects, such as seasonality in weather patterns. The Fund uses these patterns and relationships found in data sets to take long and short positions in futures markets. A reference in this PDS to 'futures' includes exchange-traded futures contracts and exchange-traded forward contracts.</p> <p> Refer to Section 2 of this PDS for more information on the investment strategy and process.</p>
Fund structure	<p>The Fund is an Australian unit trust registered under the Corporations Act as a managed investment scheme. The responsible entity of the Fund is Macquarie Investment Management Australia Limited (Macquarie).</p> <p>We may appoint service providers to assist in the ongoing operation, management and administration of the Fund. The key service providers to the Fund are:</p> <ul style="list-style-type: none"> • Winton Capital Management Limited (Winton, Investment Manager), the investment manager of the Fund • Macquarie Investment Management Global Limited (Cash Manager), the cash manager of the Fund • Citigroup Pty Limited (Citi), the custodian of the Fund, and • Ernst & Young Australia, the auditor of the Fund.
Valuation, location and custody of assets	<p>Valuation of the Fund's assets</p> <p>The Fund's assets are normally valued at their most recent market value, using independent pricing sources where available for the particular asset type and in accordance with industry standards. Futures are generally valued by reference to the exchange settlement price and cash is valued at face value with the addition of accrued interest.</p> <p> Refer to Section 1.4 of this PDS for more information.</p> <p>Location and custody of the Fund's material assets</p> <p>The Fund may invest in futures markets globally across sectors such as share indices, bonds, interest rates, currencies and commodities. The futures held by the Fund may be located in any jurisdiction worldwide and denominated in any currency.</p> <p>The cash holdings of the Fund, in excess of margin requirements, will generally be denominated in Australian dollars and will be held in bank accounts with Australian authorised deposit-taking institutions, or such other cash or cash equivalent investments as determined by the Cash Manager from time to time. The margin of the Fund's futures is held with the futures clearing broker or futures exchanges and may be denominated in currencies other than Australian dollars.</p> <p>The Fund's assets, futures contracts and cash, are held by Macquarie as the responsible entity of the Fund. Citi has been appointed as the custodian of the Fund. However, as the Fund's assets are held by Macquarie, Citi's role is limited to providing services to the Fund in relation to some of the cash held by the Fund for day-to-day operational purposes (which is generally a small percentage of the Fund's total cash holdings).</p> <p> Refer to Section 2 of this PDS for more information.</p>
Liquidity of assets	<p>As at the date of this PDS, Macquarie reasonably expects to be able to realise at least 80% of the Fund's assets, under normal market conditions, at the value ascribed to those assets in calculating the Fund's net asset value within ten days.</p> <p> You should note that there are risks associated with liquidity. Refer to Section 3 of this PDS for those risks.</p>

ASIC Regulatory Guide 240 – Disclosure Principles

Leverage	<p>The Fund uses leverage, which is inherent in futures contracts, to implement the investment strategy although it does not physically borrow to leverage. Leverage generally provides a much larger exposure to the underlying assets with a relatively small initial outlay. The Fund, therefore, may have gross market exposure (the sum of the combined market exposures of its long and short futures positions) in excess of 100% of the net asset value of the Fund. While the use of leverage may increase the potential return on an investment in the Fund, it also increases the level of risk and may also result in substantial losses being incurred in the Fund.</p> <p>While leverage limits are often employed in single sector hedge funds to limit risk, these are less relevant to managed futures portfolios that trade across many different asset classes and as such, the Fund does not have any specific leverage restrictions and does not have a maximum anticipated or allowed level of leverage.</p> <p> Refer to Section 2 of this PDS for more information.</p> <p>You should note that there are risks associated with the use of leverage. Refer to Section 3 of this PDS for those risks.</p>
Derivatives	<p>The use of derivatives (in this case, exchange-traded futures contracts and exchange-traded forward contracts) is key to the investment strategy of the Fund. The Fund takes both long and short positions in futures, which provide returns linked to the movements in particular underlying investments, such as share indices, bonds, interest rates, currencies and commodities.</p> <p>All of the Fund's executing brokers must have, in Winton's reasonable opinion, sufficient expertise and experience in trading such financial instruments.</p> <p> You should note that there are risks associated with the use of derivatives including the requirement to post collateral. Refer to Section 3 of this PDS for those risks.</p>
Short-selling	<p>The Fund may hold short futures positions although it does not engage in short-selling physical assets. In taking short positions, the Fund bears the risk of an increase in price of the underlying investment over which the short position is taken. Such an increase could lead to a substantial loss.</p> <p> Refer to Section 2 of this PDS for more information.</p> <p>You should note that there are specific risks associated with short-selling. Refer to Section 3 of this PDS for those risks.</p>
Redemptions	<p>You can generally request a redemption of part or all of your investment in the Fund. Redemption requests will generally need to be received by us prior to 1.00pm Sydney time on a Business Day to receive the redemption price calculated for that Business Day (although we have discretion to reject or delay redemptions even if received by this time). Redemptions received after the cut-off time will generally receive the redemption price for the next Business Day.</p> <p>In some circumstances, investors may not be able to redeem their investment in the usual period or at all. Refer to Section 6.2 of this PDS for more information.</p> <p> Redemptions through the mFund Settlement Service must be submitted to your broker and the Australian Securities Exchange (ASX) by the earlier cut-off times specified by the ASX Settlement Operating Rules and your broker. Please contact your broker for further information.</p>

Other key features of the Fund	
Inception date	28 May 2007
Suggested minimum investment timeframe	Five years
Who the Fund may be suitable for	<p>The Fund employs specialist trading and investment techniques that involve the use of short positions and derivatives. You should only consider investing in the Fund if:</p> <ul style="list-style-type: none"> • you have a high risk tolerance and a medium to long-term investment horizon • the amount you invest only makes up a small proportion of your broader portfolio of investments (that is, excluding your principal place of residence), and you will have additional funds at your disposal after you have invested in the Fund • you are advised by a financial adviser or have a high level of financial literacy and experience in investing in alternative investment strategies • you have carefully read all of this PDS • you understand and are comfortable with the risks associated with investing in the Fund • you have considered whether to seek, and if appropriate, you have sought, professional legal, taxation and financial advice to determine whether an investment in the Fund is appropriate for you, and • you have carefully considered the potential benefits and the risks involved in investing in the Fund, in light of your particular investment needs, objectives and financial and taxation circumstances. <p> Please refer to Section 3 of this PDS for a description of the significant risks of the Fund.</p>
Distribution frequency	Semi-annually (June and December)
Unit pricing frequency	<p>Daily</p> <p> Refer to macquarie.com.au/unit_prices for the latest unit price available.</p>
mFund Settlement Service	<p>The Fund has been admitted to the mFund Settlement Service (mFund) operated by the ASX.</p> <p>If you intend to invest through mFund, you should read the further important information in relation to investments through mFund set out in Section 1.7 of this PDS.</p>
Minimum transaction and balance requirements	
Direct investors	<p>Minimum initial investment: \$20,000¹</p> <p>Minimum balance: \$20,000¹</p> <p> Refer to Section 6 of this PDS for information on how to invest.</p>
Indirect investors	We suggest you contact your investor directed portfolio service (IDPS) operator for minimum transaction and balance requirements.
Fees and costs	
Management fee	1.78% pa of the net asset value of the Fund (inclusive of the net impact of GST). The management fee accrues daily and is payable monthly. It is deducted from the Fund's assets and reflected in the Fund's unit price.
Performance fee	<p>16.4% (inclusive of the net impact of GST) of the dollar value of net profit (if any) from futures trading, provided that any carried forward losses from futures trading have been made up. The performance fee accrues daily and is payable quarterly. It is deducted from the Fund's assets and reflected on an accrued basis in the Fund's unit price.</p> <p> Refer to Sections 4.1 and 4.2.2 of this PDS for more information and a worked dollar example.</p>
Buy/Sell spread	<p>The buy/sell spread for the Fund, as at the date of the preparation of this PDS, is +0.05% for applications and -0.05% for redemptions. The buy/sell spread may be varied from time to time. In particular, the buy spread for the Fund may be increased from time to time, including significantly increased, in order to attribute an estimated value to carried forward losses incurred by the Fund in previous performance fee periods.</p> <p>Notice will not usually be provided for variations to the buy/sell spread. The latest buy/sell spreads are posted on our website at macquarie.com.au/daily_spreads</p> <p> Refer to Section 4.2.4 for more information.</p>

¹ Or as we determine otherwise.

1 How the Fund works

1.1 Fund structure

The Fund is an Australian unit trust registered under the Corporations Act 2001 (Cth) (**Corporations Act**) as a managed investment scheme. Each unit gives an investor in the Fund a beneficial interest in the Fund's assets as a whole, but not an entitlement to, or interest in, any particular asset of the Fund. Macquarie Investment Management Australia Limited (**Macquarie, we, us, our**), a company incorporated under the laws of Australia, is the responsible entity of the Fund and is responsible for operating the Fund in accordance with the Fund's constitution, and the Corporations Act.

Other key entities involved in the Fund's investment structure are:

Investment manager

Winton Capital Management Limited

Macquarie has appointed Winton Capital Management Limited (ARBN 149 409 530) (**Winton, Investment Manager**) to manage the Fund's futures exposure on a discretionary basis. See Section 1.2 of this PDS for more information.

Cash manager

Macquarie Investment Management Global Limited

Macquarie has appointed Macquarie Investment Management Global Limited (ABN 90 086 159 060 AFSL 237843) (**Cash Manager**) to manage the cash investments of the Fund in excess of the margin requirements of the futures exchanges and the futures clearing broker for the Fund. The Cash Manager, a company incorporated under the laws of Australia, holds an Australian Financial Services Licence, authorising it to provide investment management services in Australia. The Cash Manager will be paid a fee, which is paid by us out of our management fee for the Fund and is not an additional fee to you.

Custodian

Citigroup Pty Limited

Macquarie has appointed Citigroup Pty Limited (ABN 88 004 325 080, AFSL 238098) (**Citi**) as the custodian of the Fund. Citi is a company incorporated under the laws of Australia and is the holder of an Australian Financial Services Licence, authorising it to provide custodial services in Australia.

As the Fund's assets, futures contracts and cash, are held by Macquarie as the responsible entity of the Fund, Citi's role is limited to providing services to the Fund in relation to some of the cash held by the Fund for day-to-day operational purposes (which is generally a small percentage of the Fund's total cash holdings).

Other key service provider

In addition to those referred to above, the other key service provider to the Fund is Ernst & Young Australia, which provides the following services to the Fund:

- audits Macquarie's compliance with the Fund's compliance plan
- if required by the Corporations Act, reviews the Fund's half-yearly financial report and provides an auditor's report, and
- audits the Fund's financial report each financial year and provides an auditor's report.

Additional disclosure for key service providers

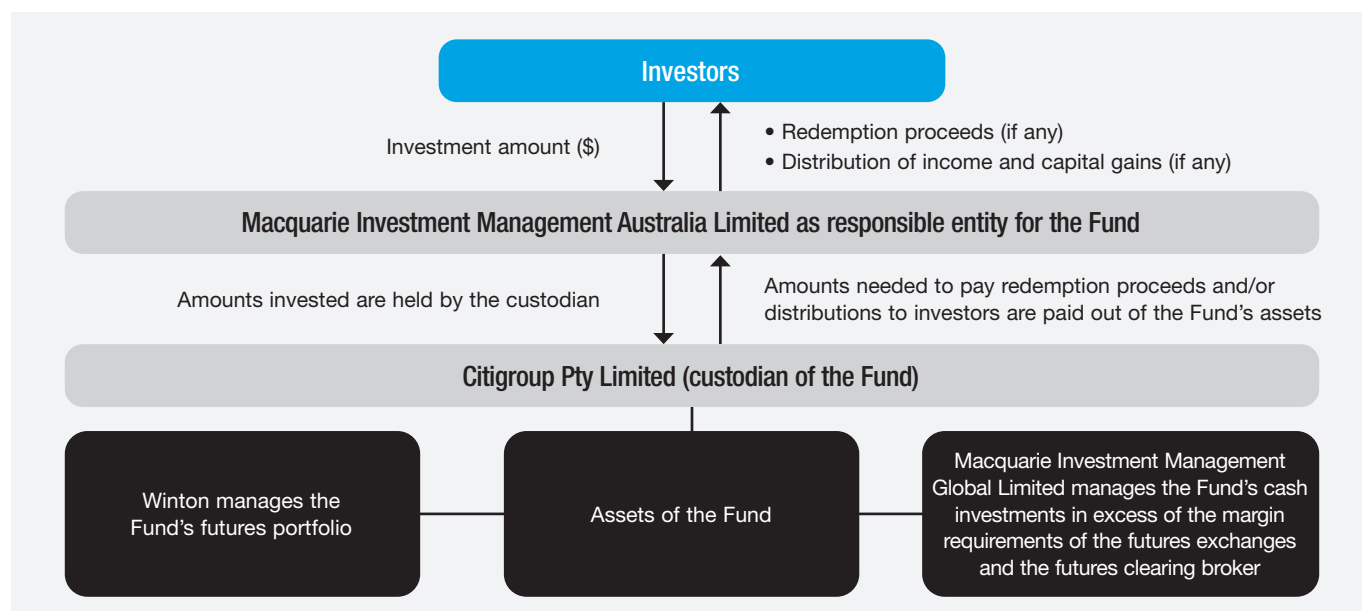
Citi and Ernst & Young Australia are paid service providers, and are not responsible for the preparation of this PDS, and therefore accept no responsibility for any information in this PDS.

The role of Citi, as the custodian of the Fund, is limited. The custodian acts on the instructions of Macquarie or its agents and does not monitor the performance of Macquarie as responsible entity of the Fund or make investment decisions in respect of the Fund.

Citi may appoint a sub-custodian to hold the Fund's assets where Citi is unable to hold those assets directly, or it is otherwise more efficient to appoint a sub-custodian.

Macquarie and the Cash Manager, both part of Macquarie Group, are related corporations. Macquarie has entered into arm's length contractual agreements with each service provider and will periodically monitor and review their performance to ensure that services are being provided in accordance with the terms of such agreements.

The diagram below shows the flow of investment money through the structure of the Fund.



Material arrangements

Any material arrangements in connection with the Fund will be entered into on arm's length terms.

1.2 The Investment Manager

Winton Capital Management Limited

Macquarie has appointed Winton to manage the Fund's futures exposure on a discretionary basis.

Winton is a private limited company registered in England and Wales. Winton was registered with the US Commodity Futures Trading Commission as a commodity trading advisor in January 1998 and as a commodity pool operator in December 1998 and registered as an investment adviser with the US Securities and Exchange Commission in March 2012. Winton became a member of the US National Futures Association in January 1998 and has been authorised and regulated by the UK Financial Conduct Authority or its predecessor since June 1997.

The rights and obligations of each of Macquarie and Winton are set out in the terms of an investment management agreement which has been negotiated on an arm's length basis. There are no unusual or materially onerous terms (from an investor's perspective) in the investment management agreement.

Under the investment management agreement between Macquarie and Winton, Macquarie may terminate the appointment of Winton as the investment manager of the Fund in the following circumstances:

- not less than three months' written notice to Winton, or
- upon the occurrence of certain 'default' events including, but not limited to, a change of control of Winton, insolvency of Winton, Winton ceasing to carry on business or losing its licence, a key person event, breach of a material provision of the agreement that has an adverse impact on the Fund's returns or the failure of the Fund to meet certain performance thresholds.

On termination, Winton will generally be entitled to receive any accrued fees and expenses incurred in respect of the period to termination. Other than any accrued fees and expenses payable, there are no other payment obligations on termination of the investment management agreement.

1.3 Key individual of the Investment Manager

Winton's approach to investing is driven by statistically-based research into systematic trading strategies and does not have any one person who has discretionary decision-making responsibilities. 'Systematic' in this context means that the vast majority of the trading decisions are executed, without discretion, either electronically or by a team responsible for the placement of orders, based on the instructions generated by Winton's investment systems, other than instances where the Winton Investment Committee deems the circumstance to be exceptional.

Winton's investment management activities are led by a team of experienced investment professionals that have a breadth of experience and significant tenure at Winton. The Winton Investment Committee has oversight of investment management activities; in particular, the investment strategies, including the investment systems and their supporting infrastructure. The Winton Investment Committee ensures the implementation of appropriate controls over the operation of the systems and approves material changes.

The individual noted below is responsible for the strategic direction of the firm and the oversight of the systems as chair of the Winton Investment Committee. As a result, the proportion of time devoted to actually executing the Fund's investment strategy is limited.

David Harding – Founder, Chief Executive Officer and Co-Chief Investment Officer

David Harding graduated from Cambridge University in 1982 with a degree in Natural Sciences specialising in Theoretical Physics. David then embarked on a career in the analysis of futures and trading markets, which led him to co-found two alternative investment companies, including Winton in 1997.

As at the date of this PDS, there have been no relevant significant adverse regulatory findings against Winton or the key individual of Winton responsible for the strategic direction of the firm and the oversight of the systems.

1.4 Valuation and unit pricing

The price of a unit will generally be calculated each Business Day, and will be based on the value of the Fund's assets, less liabilities, divided by the number of units on issue (the **net asset value unit price**). The price of units will vary as the value of the Fund's assets and liabilities rises or falls. Application and redemption prices take into account our estimate of transaction costs and carried forward losses in the Fund (the **buy/sell spread**), and as a result, the application price will be higher than the net asset value unit price (by the amount of the buy spread), and the redemption price will be lower than the net asset value unit price (by the amount of the sell spread). See Section 4.2.4 of this PDS for more details on the buy/sell spread.

Under the constitution of the Fund, we have certain discretions in determining application and redemption prices. We have documented our policy regarding the exercise of these discretions. You can obtain a copy of the policy and the related documents by contacting Client Service.

In some circumstances, we may need to suspend the calculation of unit prices for the Fund (including indefinitely). For example, this may be necessary due to the closure of, or trading restrictions on, securities exchanges.

Valuation of Fund's assets

The Fund's assets are normally valued at their most recent market value, using independent pricing sources where available for the particular asset type and in accordance with industry standards. Futures are generally valued by reference to the exchange settlement price and cash is valued at face value with the addition of accrued interest.

1.5 Distributions

The Fund may receive distributions, interest and gains from its investments. We will generally seek to distribute any net income on a six-monthly basis and any net realised capital gains at least once a year. Distributions will be calculated based on the net income and net realised capital gains of the Fund. Unit prices may fall as a result of the allocation of the distributions to unitholders.

You may elect to have your distributions paid directly into a nominated Australian financial institution account or to have your distributions reinvested as additional units. If you do not make an election, your distributions will be reinvested.

If you elect to have your distributions paid to you, we may pay distributions into a non-interest bearing trust account in order to facilitate payment of these amounts to your nominated account. If we are unable to credit your account for any reason these amounts may continue to be held in such a non-interest bearing trust account until you provide alternative payment instructions or we are required by law to pay these amounts to any regulatory body or other person or account.

For investments other than through mFund, you can make this election in your Application Form.

If you invest through mFund, you can make this election through your broker.

1.6 Calculating the performance of the Fund

To calculate the performance of the Fund, we comply with the standards set by the Financial Services Council. Performance figures are calculated before tax and after deducting fees and expenses, using net asset value prices, assuming that income is reinvested and that the investment is held for the full performance calculation period. Past performance figures can be obtained from our website at macquarie.com.au/performance or by calling Client Service. Past performance is not a reliable indicator of future performance, which can differ materially. Returns can be volatile, reflecting rises and falls in the value of the underlying investments.

1.7 mFund Settlement Service

The Fund has been admitted to the mFund Settlement Service (**mFund**) operated by the Australian Securities Exchange (**ASX**). The following information applies in relation to investments in the Fund through mFund.

Investing through mFund

While the Fund is admitted on mFund, you will be able to buy (apply for) or sell (redeem) units in the Fund through your broker (or your financial adviser who uses a broking service on your behalf).

Applications through mFund are subject to earlier cut-off times than the cut-off times specified in this PDS. Please contact your broker for the applicable cut-off times.

Your holding in the Fund through mFund is generally a broker-sponsored holding, linked to your CHESS Holder Identification Number (**HIN**). Your HIN may be used to hold your other investments transacted through the ASX. This means that you can track your mFund managed fund investments using the same system you use for shares and other securities. If you do not currently have a HIN, your broker will issue you with a new HIN.

You can provide access to information in relation to your investment in the Fund to a third party. Simply submit your signed instruction along with a copy of your photo identification (such as a driver's license or passport) to us by mail, email or facsimile.

Applications and redemptions

For investments through mFund, your broker will instruct the investment in the Fund on your behalf. The broker will be responsible for collection of the application monies from you and transferring the application monies to the Fund.

For redemptions through mFund, your request must be instructed by your broker and the transaction will be settled through mFund. The redemption proceeds will be paid to your broker's nominated account and your broker will be responsible for transferring the redemption proceeds to you. We will generally not accept requests to convert units in the Fund held through mFund into a direct holding of units, meaning that if your units in the Fund are held through mFund, you will generally only be able to withdraw from the Fund by redeeming through mFund, and not by directly contacting Macquarie.

We have no legal relationship with, or control over, the brokers eligible to access mFund, nor which brokers are granted access. Accordingly, we will not be responsible for any act or omission of your broker, including application monies that your broker fails to transfer to us, any delay by your broker in transferring application monies to us, any redemption proceeds that are not paid to you by your broker or any delay by your broker in paying redemption proceeds to you.

Instructions

For investments through mFund, all instructions in relation to the investment (including applications, redemptions and change of contact details) must be made through your broker. We are generally unable to accept instructions directly from you.

We will assume that any instruction that we receive from your broker on your behalf has been authorised by you.

Additional mFund risks

If you invest in the Fund through mFund, then you may be exposed to additional risks, including: failure or delays resulting from the ASX's systems and counterparty risk in relation to your broker. In addition, there is a risk that your ability to apply for, or redeem units, through mFund is suspended or discontinued in the future, leading to you experiencing delays in the processing of applications or redemptions. This may occur because we decide to remove the Fund from mFund (which we may do at our discretion) or because the ASX suspends or revokes the Fund's admission/settlement status on mFund as a result of the Fund failing to comply with the ASX admission requirements or otherwise.

If we decide to remove the Fund from the mFund service, we will provide investors with no less than 30 days prior notice. If the Fund is removed from mFund, your investment in the Fund will be converted into a direct holding in the Fund outside of mFund. In such a situation, we may request certain additional information from you (such as redemption bank account details and identification information) prior to a redemption from the Fund.

Declarations

If you make an investment in the Fund through mFund, you represent and warrant, by investing in the Fund through mFund, that:

- i. you have received, read and understood the PDS for the Fund (as may be updated from time to time) to which your application relates, and you agree to be bound by the terms of the PDS
- ii. you agree to be bound by the constitution of the Fund (as amended from time to time)
- iii. you will not knowingly do anything to put Macquarie in breach of the Anti-Money Laundering and Counter-Terrorism Financing Act 2006 (Cth) and related rules (**AML/CTF Laws**) and you will notify Macquarie if you are aware of anything that may put Macquarie in breach of AML/CTF Laws
- iv. if requested, you will provide additional information and assistance, and comply with all reasonable requests to facilitate Macquarie's compliance with AML/CTF Laws in Australia or an equivalent overseas jurisdiction
- v. you are not aware and have no reason to suspect that:
 - the money used to fund the investment is derived from or related to:
 - money laundering, terrorism financing or similar activities, or
 - other illegal activities, and
 - proceeds received in connection with an investment in the Fund will fund illegal activities
- vi. all information provided for an investment in the Fund is accurate, complete and up to date
- vii. you agree to personal information about you being collected, used and disclosed in accordance with Macquarie's Privacy Policy and the privacy statement in this PDS, including direct marketing
- viii. if you are a trustee, you are authorised under the trust deed of the trust to apply for, and hold, units in the Fund
- ix. you agree that Macquarie may send notices, communications and disclosures to you by post or electronically by email and/or by posting the notice, communication or disclosure on the Macquarie website
- x. you agree to access communications, notices and disclosures on the Macquarie website. Communications, notices and disclosures will be taken to have been received by you upon posting of the communication, notice or disclosure on the Macquarie website
- xi. you authorise Macquarie to disclose details of your investment in the Fund to your broker and their authorised representatives, and
- x. you:
 - acknowledge that we will assume that any instruction that we receive from your broker on your behalf has been sent, and is authorised by you, and
 - release Macquarie from, and indemnify Macquarie against all losses and liabilities arising from any payment or action taken by Macquarie based on an instruction received from your broker, even if such instruction is not authorised (except to the extent that losses and liabilities directly arise from the negligence or wilful default of Macquarie).

2 How we invest your money

! You should consider the potential investment returns, the risks involved and your investment timeframe when deciding whether or not to invest in the Fund.

2.1 Investment objective and strategy

Winton Global Alpha Fund	
Investment objective and strategy	<p>The Fund aims to generate long-term total returns by investing in exchange-traded futures contracts and exchange-traded forward contracts providing exposure to underlying investments such as share indices, bonds, interest rates, currencies and commodities. The Fund will also hold cash and cash equivalents.</p> <p>Winton's investment strategy is largely systematic and uses statistical techniques to find patterns and relationships in data to identify investment opportunities. Some examples of the patterns and relationships found may include signals such as trend following and other empirical effects, such as, seasonality in weather patterns. The Fund uses these patterns and relationships found in data sets to take long and short positions in futures markets.</p> <p>! Refer to Section 2.2 of this PDS for more information on the investment process.</p>
Futures	<p>Futures are contracts to buy or sell a particular asset on a specified future date at an agreed price. Futures provide returns linked to movements in particular underlying investments, such as share indices, bonds, interest rates, currencies and commodities.</p> <p>Futures traded on an exchange are standardised, interchangeable and generally liquid (that is, they are readily bought and sold), valued in real time and can be inexpensive to trade when compared to the underlying investments. This means that futures are potentially an efficient way of accessing markets.</p> <p>The Fund may invest in approximately 100 futures markets globally across categories such as share indices, bonds, interest rates, currencies and commodities. The futures held by the Fund may be located in any jurisdiction worldwide and denominated in any currency.</p> <p>The Fund takes both long and short positions in futures. A long position means the Fund will make a gain if the price of the futures contract (which reflects the price of the underlying asset) goes up. Conversely, the Fund will incur a loss if the price of the futures contract goes down. On the other hand, when the Fund takes a short position, it will incur a loss if the price of the futures contract goes up and make a gain if the price goes down. The Fund's current futures clearing broker is Macquarie Bank Limited (MBL), a related body corporate of us. The arrangements between us (on behalf of the Fund) and MBL are on arm's length terms.</p>
Currency denomination	<p>The Fund is denominated in Australian dollars. Most of the futures positions, entered into by the Fund, will be in currencies other than Australian dollars.</p> <p>Cash and cash equivalents</p> <p>All cash and cash equivalent investments of the Fund, excluding the cash held as margin, will generally be denominated in Australian dollars. The cash held as margin may be denominated in currencies other than Australian dollars.</p> <p>Given that Fund assets will be denominated in foreign currencies, foreign exchange rate movements may increase or decrease the value of the Fund in Australian dollar terms.</p> <p>The Fund may use spot foreign exchange contracts from time to time to mitigate currency risk by converting foreign currency holdings back to Australian dollars. However, the Fund is not hedged to Australian dollars.</p> <p>! Refer to Section 3 of this PDS for more information on the risks associated.</p>
Liquidity of assets	<p>As at the date of this PDS, Macquarie reasonably expects to be able to realise at least 80% of the Fund's assets under normal market conditions at the value ascribed to those assets in calculating the Fund's net asset value, within ten days.</p>
Derivatives	<p>The use of derivatives (in this case, exchange-traded futures contracts and exchange-traded forward contracts) is key to the investment strategy of the Fund. The Fund takes both long and short positions in futures, which provide returns linked to the movements in particular underlying investments, such as share indices, bonds, interest rates, currencies and commodities. All of the Fund's executing brokers must have, in Winton's reasonable opinion, sufficient expertise and experience in trading such financial instruments.</p> <p>! Refer to Section 2.2 of this PDS for more information on the Fund's use of derivatives and Section 3 of this PDS for more information on the risks associated with the use of derivatives.</p>

Winton Global Alpha Fund

Leverage

The Fund uses leverage, which is inherent in futures trading, to implement the investment strategy although it does not physically borrow to leverage.

When you trade a futures contract, you do not pay, or receive, the full value of the contract at the time of trade. Instead, both the buyer and seller of a futures contract pay an initial cash deposit in order to enter into the futures contract. This initial deposit is called the futures margin. Futures can get a much larger exposure to an asset class with a relatively small initial outlay. The use of leverage can lead to larger losses as well as larger gains.

Futures margin rates are generally set by the futures exchanges. Margin is based on risk. In most circumstances, the higher the volatility of a futures market, the higher the margin rates. The total margin is made up of two components:

- the initial margin paid by the buyer and the seller of the futures contract. This is the minimum amount required to enter into a new futures contract
- the variation margin is an amount that is paid to cover an unfavourable move in futures positions. Each day, futures positions are revalued to market or settled. If a position has moved against the Fund since the previous day's close of trade, the Fund will be required to pay the difference as variation margin. If the position has moved in the Fund's favour, the Fund will receive that amount.

The gross market exposure of the Fund's combined long and short positions will often be greater than 100% of the net asset value of the Fund, and as a result, the Fund will often be leveraged. While the use of leverage may increase the potential return on an investment in the Fund, it also increases the level of risk and may also result in substantial losses.

While leverage limits are often employed in single sector hedge funds to limit risk, these are less relevant to managed futures portfolios that trade across many different asset classes and as such, the Fund does not have any specific leverage restrictions and does not have a maximum anticipated or allowed level of leverage. However, not more than 50% of the Fund's net asset value will be committed to its clearing broker as initial margin at any time.

For example on the margin requirements, assume you had \$100,000 to invest, and could hold either one equity futures contract or one interest rate futures contract. Table 1 shows (assuming no other investments) the notional contract size and notional leverage for each contract.

The example shows that the notional leverage would be significantly higher if one interest rate futures contract was held compared to one equity futures contract.

Table 1

Contract	Number of contracts held	Notional contract size	Notional leverage
Equity futures contract	1	\$250,000	$250,000/100,000 = 2.5$
Interest rate futures contract	1	\$1,000,000	$1,000,000/100,000 = 10$

Volatility is a statistical measure of risk. The more sharply that the value of a portfolio moves up and down over time, the more volatile it is, and the higher the risk.

In the same example, due to the higher volatility in equity futures markets compared to interest rate futures markets, the level of risk you take on would be considerably higher if one equity futures contract was held instead of one interest rate futures contract. This is reflected in the exchange requiring a much higher initial margin to trade equity futures than interest rate futures (refer to Table 2).

Table 2

Contract	Number of contracts	Initial margin	Annualised volatility
Equity futures contract	1	\$60,000 ¹	24.00% ²
Interest rate futures contract	1	\$441 ¹	0.57% ²

¹ This is only an approximation of the initial margin of a typical equity and interest rate futures contract.

² Actual historical volatility, as at 31 May 2020, based on historical daily movements over 1 year for S&P 500 Index and 90 day Australian Bank Bill contracts.

The interest rate futures contract has higher notional leverage but is lower in risk. This is reflected in lower volatility and lower initial margin requirements. The equity futures contract has lower notional leverage but is higher in risk. This is reflected in higher volatility and higher initial margin requirements.

The example provided is for illustrative purposes only and does not necessarily reflect the characteristics of other futures contracts in similar circumstances. The volatility and margin requirements of any futures contracts may be significantly different to the example provided.

Winton Global Alpha Fund

Leverage
(continued)

Example of impact of leverage on investment returns and losses

The following example shows the impact on returns as a result of leverage through the use of the margin.

Assumptions

- This example uses one type of standard futures contract (equities) to illustrate the impact on returns as a result of leverage and does not take into account the impact of transaction costs.
- The Fund's net asset value is \$1,000,000.
- The Fund uses 10% of its net asset value as margin to buy standard equities futures contracts, which expire in three months.
 - Therefore, the Fund has \$100,000 (that is, $\$1,000,000 \times 10\%$) available to use as initial margin.
 - The initial margin requirement for each standard equities futures contract is assumed to be \$25,000.
 - Therefore, 4 standard equities futures contracts can be purchased using \$100,000 as initial margin (that is, $\$100,000 / \$25,000 = 4$ contracts).
- Each equities futures contract provides exposure to 250 units in an equity index.
- Assume the current equities futures contract price is \$2,500 per unit.
 - Therefore, the notional size of this investment is \$2,500,000 (that is, $4 \times 250 \times \$2,500$), which is greater than the Fund's net asset value, and the Fund is utilising leverage.

Effect of leverage if equity index futures increasesWith leverage:

Assume the current equity index price for a futures contract expiring in three months is \$2,500 and by the maturity of the futures contracts, the equity index price has risen 10% to \$2,750 per contract.

The Fund would make a gain of $4 \times 250 \times (\$2,750 - \$2,500) = \$250,000$. The gain of \$250,000 represents a net return of 25% on the Fund's net asset value of \$1,000,000 invested in the Fund and results in a Fund net asset value of \$1,250,000 at the end of the period.

Without leverage:

If the Fund were to utilise \$1,000,000 of its cash to purchase \$1,000,000 worth of an equivalent equity index (and not equity futures contracts), it is not using leverage and its net and gross positions are equal.

In the same example, at the price of \$2,500 per unit, the Fund can purchase 400 units using \$1,000,000. If the price of equity index rises 10% to \$2,750 per unit in three months' time, the Fund would make a gain of $400 \times (\$2,750 - \$2,500) = \$100,000$.

The gain of \$100,000 represents a net return of 10% on the \$1,000,000 invested in the Fund and results in a Fund net asset value of \$1,100,000 at the end of the period.

Effect of leverage if equity index futures price fallsWith leverage:

Conversely, assume the current equity index price falls 10% to \$2,250 by the maturity of the futures contracts. The Fund would make a loss of $4 \times 250 \times (\$2,500 - \$2,250) = -\$250,000$.

The loss of \$250,000 represents a net loss of 25% on the Fund's net asset value of \$1,000,000 invested in the Fund and results in a Fund net asset value of \$750,000 at the end of the period.

Without leverage:

If the Fund were to utilise \$1,000,000 of its cash to purchase \$1,000,000 in an equivalent equity index (and not equity futures contract), it is not using leverage and its net and gross positions are equal.

In the same example, assume the price of equity index falls 10% to \$2,250 per unit in three months' time. The Fund would make a loss of $400 \times (\$2,500 - \$2,250) = \$100,000$. The loss of \$100,000 represents a net loss of 10% on the \$1,000,000 invested in the Fund and results in a Fund net asset value of \$900,000 at the end of the period.

As demonstrated above, the use of leverage inherent in futures trading can increase the size of any potential gains or losses of the Fund. Investors should note that there are risks associated with the use of derivatives including the requirement to post collateral. Refer to Section 3 of this PDS for more information.

This example is provided for illustrative purposes only and is based on a single futures contract and does not reflect the outcome of any actual futures trading of the Fund nor actual market outcomes.




Refer to Section 2.2 below for more information regarding how Winton manage the futures portfolio.

Winton Global Alpha Fund

**Leverage
(continued)****Assets used as collateral**


The initial margin and variation margin is collateral to cover the risk of default on the futures contract. If the Fund's margin account goes below a certain value, then a margin call is made and the Fund must replenish the margin account. Calls for margin are expected to be paid on the same day. If not, the futures clearing broker or futures exchange may terminate such futures contracts. Cash deposited as margin with the futures clearing broker or futures exchange may be encumbered or exposed to set off rights in certain circumstances.

For example, the futures clearing broker may have rights to such collateral where an event of default occurs in relation to futures trading undertaken on behalf of the Fund. Also, the claims against the collateral by third parties may be accelerated in the event of insolvency of Macquarie in certain circumstances.

 Refer to Section 3 of this PDS for more information on the risks associated with the requirement to post collateral.

Short-selling

The Fund may hold short futures positions although it does not engage in short-selling physical assets. The key difference between a long position and a short position is that a short position involves the unlimited risk of an increase in the market price of the securities underlying the short position. Such an increase could lead to a substantial loss.

 Refer to Section 2 of this PDS for details on how Winton manages the risk associated with the investment process generally (including short positions) and Section 3 of this PDS for more information on the risks associated with short-selling.

**Asset allocation
and investment
guidelines**

The Fund invests in exchange-traded derivatives (futures), and also holds cash and cash equivalents.

Futures

The futures may provide exposure to the following underlying assets:

- Australian listed equities
- international listed equities
- Australian government bonds
- international government bonds
- short-term interest rates
- commodities, and
- currencies.

The Fund can be expected to trade in approximately 100 individual futures markets worldwide across the following five broad categories.

Examples of markets traded can include but are not limited to those listed below

Share indices	<ul style="list-style-type: none"> • S&P 500 (US) • SFE SPI 200 (Australia) • DJ EuroStoxx • Hang Seng (Hong Kong)
Bonds	<ul style="list-style-type: none"> • US Treasury 10-year and 5-year bonds • Australian Commonwealth 10-year and 3-year bonds • Japanese Government bonds
Interest rates	<ul style="list-style-type: none"> • Australian bank bills • Canadian bank bills • US bank bills
Currencies	<ul style="list-style-type: none"> • Australian Dollar • Brazilian Real • British Pound
Commodities (meat, grains, energies, base metal and precious metals)	<ul style="list-style-type: none"> • Sugar • Coffee • Crude oil • Aluminium • Gold

Winton Global Alpha Fund

Asset allocation and investment guidelines (continued)

The following limits apply to the Fund's futures investments.

- Not more than 10% of the Fund's net asset value may be committed as initial margin to any single market.
- The Fund will engage in long and short futures positions that will not require more than 50% of the Fund's net asset value to be committed to its clearing brokers as initial margin at any time.

The Fund does not have a maximum percentage allocation to futures and will not have a forecast annualised volatility of greater than 30%.

Cash and cash equivalent investments

The Cash Manager manages the cash holdings of the Fund in excess of the margin requirements of the Fund. The Fund's excess cash will be held in bank accounts with Australian authorised deposit-taking institutions, or such other cash or cash equivalent investments as determined by the Cash Manager from time to time. The margin is held with the futures clearing broker or futures exchange.

The Fund is monitored on an ongoing basis to ensure that it complies with these guidelines. The Fund will be rebalanced as soon as practicable should it move outside these guidelines. These guidelines may be changed from time to time.

2.2 Investment process

In constructing the Winton investment strategy, which is largely systematic, Winton follows a disciplined investment process that is based on statistical analysis of historical data. The initial stage of the process involves collecting, cleaning and organising relevant data. Winton uses a variety of data inputs including those that are technical, that is data intrinsic to markets, such as price, volume and open interest; and those that are fundamental, that is data external to markets, such as economic statistics, industrial and commodity data and public company financial data.

Winton conducts research into this data to identify relationships that may be used to make statistical inferences. This research is used to develop investment systems that attempt to forecast market returns, the variability or volatility associated with such returns, the correlation between markets and transaction costs. These investment systems are aggregated in investment strategies that determine, within the portfolio's risk framework, what positions should be held to seek to maximise profit.

Winton's investment systems are implemented using computer programs that generate signals which are applied to the instruments traded. These systems are continually modified, including in the light of market developments and as Winton undertakes further research. Changes to the systems occur as a result of, among other things, the discovery of new relationships, changes in market liquidity, the availability of new data or the reinterpretation of existing data.

The implementation of the investment strategy incorporates certain subjective elements, such as the decision as to which investment signals to use, the weightings of particular signals, the gearing to be applied and the instruments on which to focus. In addition, Winton continually monitors the behaviour of the investment systems, portfolio composition and market conditions and has the discretion to make decisions based on factors other than the output of the investment systems.

Winton's investment strategy is proprietary and complex, and investors should be aware that:

- it is systematic
- it is based on mathematical models, and
- these models are derived through statistical research.

Risk management

Management of the risk arising from market fluctuations is an integral part of Winton's investment strategy. The most important determinant of risk is the level of leverage. In order to determine the level of leverage, comprehensive information is required about the risks the investment strategy is taking, including realised and forecast volatility, portfolio sensitivity to various factors, scenario tests and stress tests using various proprietary methods, forecasts of extreme loss frequency and measures of margin employment and leverage. Winton forecasts volatility in each market and the correlation between markets daily in order to forecast the overall volatility of the portfolio and adjust leverage accordingly to manage portfolio risk.

Risks are assessed as described above in constructing a portfolio that:

- combines multiple complementary strategies/signals,
- diversifies across futures markets (long and short positions), and
- controls the futures position sizes in each market.

One of the risk metrics for the Fund, the margin to equity ratio, is available to existing investors monthly through the Fund performance report. For more information on the significant risks of the Fund, please refer to Section 3.

2.3 Key assumptions and dependencies of the investment strategy

The ability of the investment strategy to produce investment returns will depend on a number of factors, including without limitation, the success of the strategy and the quality of the statistical research underlying the strategy. There is no guarantee that the Fund will achieve its performance objectives, or produce returns that are positive or compare favourably against its peers.

2.4 Ethical investments

Winton's investment decisions rely on sophisticated computer-based systems which exploit predictive signals by analysing vast amounts of data. While the systems themselves are designed by Winton's scientists and backed by rigorous research, the decision to buy or sell an asset is largely systematic. Therefore, the Fund does not provide an opportunity for an investment style that takes into consideration labour standards, environmental, social or ethical considerations.

2.5 Changes to the Fund

We may make changes to the Fund from time to time, including to the investment strategy of the Fund or to investors' redemption rights. We may also terminate the Fund. We will provide such notice as required by the Corporations Act or constitution of the Fund, and if required by either the Corporations Act and/or the Fund's constitution, we will seek unitholder approval at a meeting of unitholders (see Section 7.1 of this PDS for more information).

If the Fund terminates, both the Fund and unitholders may crystallise taxable gains or losses (including capital gains or losses). You are encouraged to seek independent tax advice on the implications of investing in managed funds.

3 Risks you should consider

All investments carry risk. Different investments carry different levels of risk, depending on the investment strategy and the underlying investments. Generally, the higher the potential return of an investment, the greater the risk (including the potential for loss and unit price variability over the short term). Financial markets can and have been volatile, and higher levels of market volatility may result in greater risk for investors than an investment in less volatile markets. When you make an investment, you are accepting the risks of that investment. It is therefore important to understand these risks before deciding to invest.

The level of risk that you are willing to accept will depend on a range of factors including your financial objectives, risk tolerance, age, investment timeframe, where other parts of your wealth are invested and whether your investment portfolio will be appropriately diversified after making the investment. The value of your investment and the returns from your investment will vary over time. Future returns may differ from past returns. We do not guarantee the performance or returns of the Fund and you may lose some or all of the money that you have invested in the Fund. The significant risks of the Fund are described below, but there could be other risks that adversely affect the Fund. You should seek your own professional advice on the appropriateness of this investment for your particular circumstances and financial objectives.

Strategy, model and research risk: Winton's investment approach is based on research into past data and the application of that research to the development of mathematical models that attempt to forecast returns, risk, correlation and transaction costs. Many of these models are trend following models that attempt to identify and exploit market trends. Mathematical models are representations of reality but they may be incomplete and/or flawed and there is an inherent risk that any forecasts derived from them may be inaccurate, particularly if the research or models are based on, or incorporate, inaccurate assumptions or data. Assumptions or data may be inaccurate from the outset or may become inaccurate as a result of many factors such as, changes in market structure, increased government intervention in markets or growth in assets managed in accordance with similar investment strategies. In particular, such factors may make Winton's trend following models less effective because they may lessen the prospect of identified trends occurring or continuing in the future. As a result, Winton's investment approach may not successfully generate profitable trading signals or may result in the Fund investing in positions that lead to losses. This may have an adverse effect on the performance of the Fund.

Investment risk: The risk of an investment in the Fund is significantly higher than an investment in a typical bank account or fixed income investment. Amounts distributed to unitholders may fluctuate, as may the Fund's unit price. The unit price may vary by material amounts, even over short periods of time, including during the period between a redemption request or application for units being made and the time the redemption unit price or application unit price is calculated. Changes in the prices of futures positions held by the Fund may result in loss of principal or large movements in the unit price of the Fund within short or long periods of time, including during the period between a redemption request being made and the time the redemption unit price or application unit price is calculated. Different factors may affect the price of individual futures positions, particular asset classes (such as currencies) or futures positions generally at different times. Due to market risk and the potential short-term volatility of the Fund, investors should have

a medium to long-term investment horizon.

Leverage risk: Leverage arises in the Fund through taking both long and short futures positions which are larger in size than the net asset value of the Fund. The Fund will take leveraged positions with the aim of increasing returns but these leveraged positions can also lead to increased losses. While this process forms a key part of the investment strategy, it may mean that gains and losses in the Fund may be significantly greater than those in funds that are not leveraged. The Fund employs significant leverage and this may result in a loss of some or all of the Fund's capital.

Market risk: Changes in the prices of futures positions held by the Fund may result in loss of principal or large movements in the unit price of the Fund within short or long periods of time. Global and local economic, financial, political, technological and environmental factors can drive changes in the prices of futures positions. It is not possible to predict the occurrence or magnitude of these and other potentially relevant factors. Different factors may affect the price of individual futures positions, particular asset classes (such as shares, bonds, interest rates, currencies and commodities) or futures positions generally at different times.

Systems risk: The program is based on mathematical systems, which are implemented as computer algorithms and valuation systems. This also includes a risk management framework. In addition to Winton's proprietary software and code, the program is also reliant on third-party hardware and software. Issues with the design, development, implementation, maintenance or operation of the program; any component of the program; or any processes and procedures related to the investment process may cause losses to the Fund and such losses may be substantial.

Collateral risk: The Fund enters into derivatives arrangements that require it to deliver collateral to the derivative counterparty through the futures exchange. As such, the Fund may be exposed to the following additional risks:

- The Fund will need to have sufficient liquid assets to satisfy an obligation to post initial or variation margin/collateral. Failure to do so may give the counterparty a right to terminate.
- The Fund may be subject to the credit risk of the counterparty and if the counterparty becomes insolvent at a time it holds margin/collateral posted with it by the Fund, the Fund will be an unsecured creditor of the counterparty, and will rank behind other preferred creditors such as secured creditors and other creditors mandatorily preferred by law.

Manager risk: There is no guarantee that the Fund will achieve its performance objectives, produce returns that are positive, or compare favourably against its peers. Many factors can negatively impact the Investment Manager's ability to generate returns from its investment process (for example, loss of key staff). There is significant competition among quantitative investment managers and Winton's ability to deliver returns that have a low correlation with global aggregate equity markets and other market participants is dependent on its ability to employ a program that is simultaneously profitable and differentiated from those employed by other managers. To the extent that Winton is not able to develop a sufficiently differentiated program, the Fund's investment objective may not be met. The growth in assets managed in accordance with similar investment strategies may result in the Investment Manager and other market participants inadvertently buying and selling the same or similar investments simultaneously, which may reduce liquidity and

exacerbate market movements. The Fund may then be subject to an increased risk of suffering substantial losses. In addition, the Investment Manager may change its investment strategies and internal trading guidelines over time, and there is no guarantee that such changes would produce favourable outcomes.

Short positions: The Fund may enter into short positions. In taking short positions, the Fund bears the risk of an increase in the price of the investment over which the short position is taken. Such an increase could lead to a substantial loss for the Fund, and ultimately, your investment. While losses on a long position are limited, losses on a short position are potentially unlimited as the market price of the securities underlying the short position has no theoretical upper limit. Such an increase could lead to a substantial loss.

Currency risk: Some of the Fund's investments will be denominated in currencies other than Australian dollars. The Fund's investments are therefore exposed to foreign exchange rate movements and may cause the value of the Fund's investments to decline significantly.

Drawdown risk: The Fund may experience large cumulative losses, potentially over a short period of time, which may result in the unit price falling significantly below the price at which you invested, and therefore, result in a decline in the value of your investment in the Fund. This is referred to as a drawdown. There is no guarantee that the unit price will return to the level at which you invested. Performance fees are based on overall Fund performance and not the performance of any individual investment. You may therefore bear a share of a performance fee paid out of the Fund's assets even in circumstances where your investment in the Fund has fallen in value.

Derivatives risk: The Fund will invest in derivatives as part of its investment strategy. The use of derivatives may expose the Fund to risks including counterparty default, legal and documentation risk, and the risk of increased sensitivity of the Fund's unit price to underlying market variables. The use of derivatives may have the effect of magnifying both gains and losses.

Concentration risk: Concentration risk is the risk that poor performance in a particular market may significantly affect the Fund. Although the Fund can invest in over 100 markets at any given time, it may only be invested in a small number of markets. Generally, the fewer markets in which the Fund is exposed to, the greater the overall volatility of the Fund. This may result in large movements in the unit price of the Fund within a short period of time.

Liquidity risk: Investments may be difficult or impossible to sell, either due to factors specific to that investment, or to prevailing market conditions. Liquidity risk may mean that an asset is unable to be sold or an exposure is unable to be rebalanced within a timely period and at a fair price, potentially resulting in delays in redemption processing, or even the suspension of redemptions. If we are required to process a large redemption or application, the exposure of the Fund to particular investments, sectors or asset classes may be altered significantly, as determined by Winton. In addition, rapid liquidation of positions during adverse market conditions (for example, a market crash) is likely to lead to greater losses than would be the case under 'normal' market conditions.

Default risk: The Fund will be exposed to default risk of parties with whom it trades or invests or that provide services to the Fund where such parties fail to comply with their obligations (including payment obligations) or become insolvent. Such

parties may include exchanges and clearing houses, derivatives counterparties, brokers (including clearing brokers), the Investment Manager and custodian. Certain agreements may also seek to limit or exclude certain liability or types of loss including in circumstances where there has been a default by that party. The Fund may bear the risk of loss in the event of the default or insolvency of such parties. It is important to understand that these exclusions are sometimes greater for alternative investment strategies, such as the Fund's strategy, than they are for traditional investment strategies.

Broad investment mandate: The Fund has a broad investment mandate. This gives the Investment Manager generally more discretion to allocate the Fund's investments, as compared with traditional investment managers who may have a narrower investment mandate. While the investment mandate has been designed with the aim of maximising the Fund's absolute returns, there is still the risk that investing to the full extent of the investment mandate may have an adverse effect on the value of the Fund.

Force majeure risk: Issuers or counterparties of investments that the Fund holds or has exposure to may be impacted by a force majeure event, which is an event beyond the control of that party. This includes events such as fire, flood, earthquakes, pandemic, war, terrorism and labour strikes. Such events may adversely affect that party's ability to perform its obligations resulting in an adverse impact on the Fund. A force majeure event may also impact the ability of Macquarie and/or the investment manager to operate and manage the Fund as described in this PDS.

Regulatory and legal risk: Governments or regulators may pass laws, create policy, or implement regulation that affects the Fund and/or the execution of investment strategies. Such initiatives impact either a specific transaction type or market, and may be either country specific or global. Such changes may result in the Fund failing to achieve its investment objectives. Similarly laws affecting registered managed investment schemes (including taxation and corporate and regulatory laws) may change in the future, affecting investors' rights and investment returns.

Risks related to alternative investment strategies: The investment strategy for the Fund can be characterised as an 'alternative investment strategy'. Alternative investment strategies may be exposed to additional risks when compared to traditional investment strategies, such as long-only equity and fixed income strategies.

- They may display performance characteristics that are not normally associated with more traditional investment strategies.
- They may display more pronounced reactions to events such as macroeconomic shocks.
- They may be influenced by events that do not affect more traditional asset classes.
- They may fail to generate performance in a consistent manner.
- They may fail to recover at all, or to the same extent as traditional investment strategies, after periods of poor performance.
- They may cease to perform temporarily, or permanently, resulting in an inability to generate positive returns, or to recover prior losses.

Alternative investment strategies may also exhibit more correlation to traditional markets in the future than the strategy may have exhibited historically and therefore, may fail to provide the level of diversification to an investor's portfolio that was expected.

4 Fees and other costs

Did you know?

Small differences in both investment performance and fees and costs can have substantial impact on your long-term returns. For example, total annual fees and costs of 2% of your account balance rather than 1% could reduce your final return by up to 20% over a 30-year period (for example, reduce it from \$100,000 to \$80,000).

You should consider whether features such as superior investment performance or the provision of better member services justify higher fees and costs. You may be able to negotiate to pay lower contribution fees and management costs where applicable. Ask Macquarie or your financial adviser.

To find out more

If you would like to find out more, or see the impact of the fees based on your own circumstances, the **Australian Securities and Investments Commission (ASIC)** website (www.moneysmart.gov.au) has a managed investment fee calculator to help you check out different fee options.


4.1 Fees and other costs

This table shows fees and other costs that you may be charged. These fees and costs may be deducted from your money, the returns on your investment or from the Fund's assets as a whole.

Unless stated otherwise, all fees are shown inclusive of GST, net of reduced input tax credits.

Information on how managed investment schemes are taxed is set out in Section 5 of this PDS.

You should read all of the information about fees and costs, because it is important to understand their impact on your investment.

Type of fee or cost ^{1,2}	Amount	How and when paid
Fees when your money moves in and out of the Fund		
Establishment fee The fee to open your investment	Nil	Not applicable
Contribution fee The fee on each amount contributed to your investment	Nil	Not applicable
Withdrawal fee The fee on each amount you take out of your investment	Nil	Not applicable
Exit fee The fee to close your investment	Nil	Not applicable
Management costs		
The fees and costs for managing your investment	<p>Management costs of 1.78% pa, comprising:</p> <p>Management fee 1.78% pa of the net asset value of the Fund.</p> <p>Indirect costs³ 0% pa of the net asset value of the Fund.</p> <p>PLUS</p> <p>Performance fee 16.4% of the dollar value of net profit (if any) from futures trading, provided that any carried forward losses from futures trading have been made up.</p> <p> Refer to Section 4.2.2 for more information and a worked dollar example.</p>	<p>The management fee:</p> <ul style="list-style-type: none"> • accrues daily and is payable monthly, and • is deducted from the Fund's assets and reflected in the Fund's unit price. <p>Indirect costs are generally deducted from the Fund's assets and reflected in the Fund's unit price. Indirect costs are generally paid when incurred.</p> <p>The performance fee:</p> <ul style="list-style-type: none"> • accrues daily and is payable quarterly in arrears, and • is deducted from the Fund's assets and reflected in the Fund's unit price.

¹ You may also incur a buy/sell spread when your money moves in or out of the Fund. Refer to Section 4.2.4 of this PDS for more information.

² Fees may be individually negotiated if you are a wholesale investor under the Corporations Act and subject to compliance with applicable regulatory requirements. See 'Differential fees' in Section 4.2.6 of this PDS for more information.

³ Based on our estimate of indirect costs for the previous financial year. Actual costs may vary including by material amounts. Past costs may not be a reliable indicator of future costs. We do not currently seek reimbursement from the Fund for administrative expenses of the Fund. Abnormal expenses will generally be paid by the Fund. Indirect costs may also include certain costs such as over-the-counter derivatives and any other costs required to be included for the purposes of the Corporations Act. See 'Indirect costs' below for more information.

Type of fee or cost	Amount	How and when paid
Service fees		
Switching fee The fee for changing funds	Nil	Not applicable

Additional fees and charges may apply. See 'Additional explanation of fees and costs' section below for further information.

Example of annual fees and costs of the Fund

The table below gives an example of how the fees and costs for this Fund can affect your investment over a one-year period. You should use this table to compare this product with other managed investment products.

Example		Balance of \$50,000 with total contribution of \$5,000 during the year
Contribution fees	Nil	For every additional \$5,000 you put in, you will not be charged any contribution fee.
PLUS management costs comprising:	2.04% pa¹	And , for every \$50,000 you have in the Fund, you will be charged \$1,020 each year, comprising:
Management fee	1.78% pa	\$890
Performance fee	0.26% pa ²	\$130
EQUALS cost of Fund		If you had an investment of \$50,000 at the beginning of the year and you put in an additional \$5,000 during that year, you would be charged fees of \$1,020 . ³ What it costs you will depend on the fees you may be able to negotiate.

¹ Calculated using the estimated 'indirect cost ratio' for the Fund for the previous financial year. The 'indirect cost ratio' refers to the management costs that were not paid directly out of your account (for example management fees and performance fees) but were paid from the Fund's assets over the relevant financial year, expressed as a percentage of the average net asset value of the Fund. Past performance is not a reliable indicator of future performance, and the amount of the management costs may be higher or lower in the future.

² The performance fee is an example only. It shows the performance fee as a percentage of the Fund's total average net assets based on the performance of the futures portfolio of the Fund for the previous financial year. As at the date of this PDS, the Fund has an estimated performance fee for the current financial year of 0.24% per annum. It is not possible to accurately forecast the actual performance of the Fund or the performance fee payable in any given period. Accordingly, the actual performance of the Fund or performance fees charged by the Fund may differ to a material extent. Refer to Section 4.2.2 of this PDS for a description of the performance fee charged by the Fund. Past performance is not a reliable indicator of future performance.

³ This example assumes that there is no variation in the value of your investment and the additional investment of \$5,000 is made at the end of the period. In practice, the value of an investor's investment and the fees paid will vary and if an additional investment is made during the period, a management fee will also be payable on the additional investment from the date that the additional investment is made.

4.2 Additional explanation of fees and costs

4.2.1 Management fee

The fee is calculated as a percentage of the net asset value of the Fund, accrues daily and is payable monthly. It is deducted from the Fund's assets and reflected in the Fund's unit price. Macquarie will pay a portion of the management fee to the Investment Manager and the Cash Manager.

4.2.2 Performance fee

The Investment Manager may be entitled to a performance fee on the profits of the Fund's futures trading.

The Fund invests in futures and cash. By applying Winton's computer-based investment systems (described in Section 2.2 of this PDS), Winton seeks to generate returns from trading the Fund's futures portfolio and may be entitled to a performance fee for this trading.

The performance fee, estimated at 0.24% per annum of the net asset value of the Fund, accrues daily and is payable quarterly. It is deducted from the Fund's assets and reflected on an accrued basis in the Fund's unit price.

The estimated performance fee is based on information available as at the date of this PDS and assumptions that we consider to be reasonable. It is not possible to reliably provide the actual performance fee payable in any given period, as the performance of the Fund cannot be accurately forecast. The performance fee disclosed may differ to the actual performance fee charged, including to a material extent.

The performance fee is determined by reference to the dollar value of profits from such futures trading during a quarter, disregarding any interest earned on the cash holdings. It is not calculated by reference to the overall net asset value of the Fund, your unit price, the managed futures index, or any other hurdle rate or benchmark. A performance fee is payable on the dollar value of all net futures trading profits (see following), even where the performance of the Fund is below the managed futures index.

It is calculated using the formula below:

$$16.4\% \times (\text{futures trading profits less any adjusted carried forward losses})$$

Where futures trading profits are calculated by:

- taking the change in the balance of the Fund's futures account during the quarter
- adjusting for any cashflows into or out of the futures account, and
- deducting any interest earned on the futures account over the quarter.

Carried forward losses occur when the futures trading profits of the Fund are negative. They are expressed in dollar terms.

For example, if the Fund has generated a futures trading loss of \$1 million, it must generate trading profits of at least \$1 million before further performance fees become payable. If, at the end of the quarter, the account is still in a loss position, these losses will be carried forward to the next quarter. There is no time limit on how long losses can be carried forward.

Carried forward losses can be adjusted if the Fund is experiencing 'net outflows'. That is, if the total value of redemptions from the Fund in any particular month exceeds the total value of new applications in that month.

Carried forward losses will be reduced by net outflows at the end of a month divided by the average size of the Fund over the month. This adjustment is made for the purpose of calculating performance fees and reduces the amount that Winton has to recover before earning performance fees.

It does not affect the actual amount of losses in the futures trading account that Winton will need to recover before investors experience positive performance.

Carried forward losses are not adjusted if the Fund is experiencing 'net inflows'. That is, if the total value of new applications for units in the Fund in any particular month exceeds the total value of redemptions in that month.

The performance fee is determined with reference only to the trading profits for the entire Fund and does not take account of the position of individual investors. In certain circumstances, where there are significant net inflows, a performance fee may start to accrue to Winton even where the value of a particular investor's units is lower than at the time they invested. We may seek to mitigate the potential of this occurring, by adjusting the buy spread as described in Section 4.2.4 of this PDS.

The following is a simplified example that excludes the effect of cash interest, buy/sell spreads and management fees in order to illustrate aspects of the performance fee. This example is provided for illustrative purposes only and does not represent any actual or prospective performance of the Fund. We do not provide any assurance that the Fund will achieve the performance used in the example and you should not rely on this in determining whether to invest in the Fund.

Example

Assume that the first investor in the Fund contributes \$10 million and receives 10 million units at a price of \$1 per unit. In the first quarter of trading, Winton generates trading losses of \$1 million and this becomes an adjusted carried forward loss. At the end of the quarter, a second investor contributes \$9 million at \$0.90 per unit (the current net asset value per unit). The size of the Fund is now \$18 million and there are 20 million units on issue.

In the following quarter, Winton generates futures trading profits of \$1.2 million. At the end of the quarter, Winton is entitled to a performance fee of:

$$16.4\% \times (\$1.2 \text{ million} - \$1 \text{ million}) = \$32,800 \text{ (inclusive of GST)}$$

The net asset value of the Fund is now approximately \$0.96 per unit. Therefore, the first investor would have experienced a fall in net asset value despite the fact Winton had earned a performance fee.

Conversely, it is possible for an investor to experience positive performance without any performance fees accruing to Winton.

We may periodically adjust the buy spread (as described in Section 4.2.4 of this PDS) in order to mitigate against such outcomes.

4.2.3 Indirect costs

Indirect costs are the costs (excluding the management and performance fees referred to above) incurred in managing the Fund's assets which directly or indirectly reduce the return on the Fund. These costs are not directly charged or retained by us for acting as responsible entity of the Fund. These costs are generally deducted from the Fund's assets and reflected in the Fund's unit price. Indirect costs may comprise fund expenses, and other indirect costs, such as over-the-counter derivative costs and any other costs required to be included for the purposes of the Corporations Act.

Fund expenses – administrative and abnormal expenses

The constitution allows properly incurred expenses to be recovered directly from the Fund. When expenses are paid by the Fund, they will be deducted from the Fund's assets and reflected in the Fund's unit price. Expenses are generally paid when incurred.

We do not currently seek reimbursement from the Fund for administrative expenses such as custody fees, registry costs, audit, accounting and tax fees, postage and printing costs or abnormal expenses such as the cost of unitholder meetings, defending legal proceedings and the costs of terminating the Fund. Abnormal expenses are not generally incurred during the day-to-day operation of the Fund and are in addition to administrative expenses.

All administrative and abnormal expenses will be paid by us out of the management fee. We will provide prior notice to investors if we seek to recover these expenses in the future.

Other indirect costs

Other indirect costs, if any, are generally paid when incurred.

4.2.4 Transactional and operational costs

Transactional and operational costs (such as brokerage, clearing costs, hedging costs, settlement costs, transaction fees, spreads, taxes and stamp duty incurred by the Fund) will generally be incurred as part of the management of the Fund. These costs are an additional cost to you and are reflected in the Fund's unit price. They are not amounts paid to us or the Investment Manager.

Buy/Sell spread

The Fund may recover an estimate of transactional and operational costs through a buy/sell spread from investors who apply for, or redeem units.

When units are acquired, a buy spread is added to the value of a unit. The buy spread is an amount which reflects the estimated transaction costs associated with acquiring the underlying investments and may take into account the difference between the bid/offer price of investments traded and/or the estimated market impact of the acquisitions on the price of the investments being acquired. When units are redeemed, a sell spread is subtracted from the value of a unit. The sell spread is an amount which reflects the estimated transaction costs of disposing of the underlying investments and may take into account the difference between the bid/offer price of investments traded and/or the estimated market impact of the disposals on the price of the investments being sold. The buy/sell spreads are retained by the Fund and not paid to us or Winton.

A buy/sell spread seeks to ensure that the estimated transaction costs of the acquisition or redemption are borne by the investor who is applying for or redeeming the units, and not by the other investors in the Fund. The buy/sell spread will apply even if no transaction to acquire or dispose of assets is required (for example, where there is an application from one investor and a corresponding redemption by another investor).

The buy/sell spread for the Fund, as at the date of the preparation of this PDS, is +0.05% for applications and -0.05% for redemptions, but is likely to vary from time to time. In certain circumstances, such as in the circumstances described below, the buy/sell spread may increase significantly. Notice will not usually be provided for variations to the buy/sell spread. The latest buy/sell spreads that may be applicable to an application or redemption from the Fund are posted on our website at macquarie.com.au/daily_spreads.

We may at our discretion reduce the buy/sell spread in certain circumstances, for example where an investor subscribes using assets (rather than cash) on an application or receives assets (rather than cash) on a redemption.

Adjustment to buy spread for the Fund

The buy spread on applications for the Fund may be adjusted to attribute a reasonable estimated value of carried forward losses (in addition to transaction costs). Carried forward losses occur when the futures trading profits, which is used as the measure for the performance fee charged by the Fund, is negative.

An adjustment to the buy spread is made for carried forward losses because investors, who subscribe for units in the Fund at a time when it is carrying losses, are able to experience a period of positive performance in respect of their investment without incurring performance fees. Without an adjustment to the buy spread, this situation could benefit investors who apply for units when the Fund is carrying losses at the expense of existing investors. It also means the difference between the application and redemption price of the Fund, at any point in time, may be greater than would otherwise be the case. The value of carried forward losses is estimated by reference to the size of the losses being carried forward in relation to the size of the Fund and the expected risk and return characteristics of Fund. The buy spread for the Fund is generally reviewed monthly but may also be changed at any time.

Please note that it is not possible to calculate and adjust the buy spread to match precisely the value of carried forward losses and transaction costs in all scenarios. While the buy spread is designed to assign a reasonable value to carried forward losses (in addition to transaction costs) in order to promote a fairer outcome for investors, there can be no guarantee that this will always be achieved.

In particular, if you invest when there are carried forward losses and the buy spread has been adjusted accordingly, and you then redeem your investment prior to experiencing sufficient positive performance to absorb the impact of the buy spread, your investment return will not offset the buy spread paid. We recommend you contact Client Service to obtain the latest spread prior to transacting in the Fund.

The buy/sell spread charged to investors offsets some or all of the transactional and operational costs incurred by the Fund which may include costs incurred as part of the ordinary trading activities of the Fund rather than the particular application or redemption. This is referred to as 'Fund buy/sell spread recovery'.

Estimated net transactional and operational costs

The estimated net transactional and operational costs for the Fund for the previous financial year were 0.62%, resulting from estimated transactional and operational costs of 0.62% less the estimated buy/sell spread recovery of 0.00%. For example, if you had an account balance of \$50,000 invested in the Fund over the year and there were no changes to your investment, you would have paid \$310 in net transactional and operational costs during that year (excluding any buy/sell spread as a result of applying for, or redeeming, units in the Fund). When added to the estimated management costs, you would have paid 2.66% (which amounts to \$1,330)¹ in costs.

The transactional and operational costs disclosed (including the buy/sell spread for the Fund) are based on information available as at the date of this PDS and assumptions that we consider reasonable, including assumptions about the bid/ask spreads and other costs of underlying assets. The transaction cost amounts are not forecasts of the total transaction costs in the future and the amount of transaction costs, including buy/sell spreads, may be higher or lower in the future.

4.2.5 Information about fee changes

We may change the amount of the fees without your consent (up to any maximum that is allowed under the Fund's constitution). If we increase the fees, we will provide you with at least 30 days written advance notice. We cannot charge more than the constitution of the Fund allows, unless we obtain investors' approval to do so. Under the constitution, the maximum fees (exclusive of GST) are:

- a maximum contribution fee of 2% of the investment amount
- a maximum management fee of 5% of the value of the assets of the Fund, and
- a maximum performance fee rate of 20.5% of the futures trading profit taking into account any adjusted carried forward losses.

4.2.6 Other information about fees and costs

Advice and brokerage fees

You may agree to pay your adviser a fee for any financial advice that they provide to you.

For investments in the Fund through mFund, in addition to fees for advice from your financial adviser, additional fees may also be payable to your broker or if applicable, to your financial adviser who uses a stockbroking service on your behalf, for applying for units in the Fund or redeeming from the Fund through mFund or providing other services in connection with mFund.

Please refer to the relevant statement of advice provided by your financial adviser and/or financial services guide provided by your broker for details of these fees.

Advice and brokerage fees are separate to any fees we charge in respect of your investment in the Fund, as set out in the 'Fees and costs' section of this PDS.

Commissions and soft dollars

The dealer group to which an adviser belongs and your IDPS operators, may receive certain payments or other non-monetary benefits from us, such as business and technical support, professional development and entertainment.

We may, in accordance with applicable laws and Financial Services Council policy, receive goods and services (such as third party research) paid for by brokers where such goods and services assist us in managing the Fund.

The provision and receipt of such benefits is governed by our policy on soft dollar benefits. These payments and benefits are not an additional cost to you.

We maintain a register of compliance with the Industry Code of Practice on Alternative Forms of Remuneration summarising alternative forms of remuneration that are paid by or provided to us. Contact Client Service to view this register.

Differential fees

We may negotiate with wholesale clients (as defined in the Corporations Act) differential management fees, rebates and other similar arrangements as permitted by the Corporations Act and ASIC relief. There is no set manner or method of negotiating fees. We may also offer reduced management fees to employees of the Macquarie Group of companies. The reduced fees are determined by us and notified to eligible employees from time to time. These arrangements do not adversely affect the fees paid or to be paid, or the returns of, other unitholders in the Fund who are not entitled to the benefit of the arrangements. Contact Client Service for more information.

Reduced management fees and performance fees may be in the form of rebates. At our discretion, the maximum rebate we will offer is 100%, for example where a Macquarie Investment Management fund invests into another Macquarie Investment Management fund, the management fee is generally fully rebated.

5 Taxation considerations

Investing in a registered managed investment scheme is likely to have tax consequences. The information contained in the following summary is intended to be of a general nature only. It does not constitute tax advice and should not be relied on as such. You are strongly advised to seek independent professional advice on the tax consequences of an investment in the Fund, based on your particular circumstances, before making an investment decision.

5.1 Tax position of the Fund

Income tax

The Fund will elect into the Attribution Managed Investment Trust (AMIT) regime where it is eligible to do so. Under the AMIT regime, investors will be attributed amounts of income on a fair and reasonable basis for each relevant financial year. Where the AMIT regime applies to the Fund, the Fund should not be liable for Australian income tax under present income tax legislation.

The AMIT regime is designed specifically for managed funds to provide certainty and flexibility to managed funds and their investors. The AMIT regime also seeks to codify longstanding managed fund industry practice.

Under the AMIT rules:

- The Fund will be deemed to be a 'fixed trust' for taxation law purposes.
- The allocation of taxable income to investors is based on 'attribution' rather than present entitlement to the 'income' of the Fund.
- The Fund may make year-on-year adjustments to reflect under-or-over distributions of the Fund's income ('under and overs').
- Investors may increase or decrease the cost base of their units where taxable income attributed is either less than or greater than (respectively) broadly the cash distribution and tax offsets for an income year, to avoid the potential for double taxation.

While investors will be attributed income under the AMIT regime, this should not fundamentally change the way investors are taxed. Consistent with the previous trust taxation regime:

- Australian residents will include their share of the Fund's income in their income tax return, and
- non-residents will have withholding tax deducted from distributions they receive from the Fund.

If the Fund does not elect into the AMIT regime, investors in the Fund will be presently entitled to the entire amount of the income of the Fund (including any capital gains) for each relevant financial year and will be assessed for tax on their share of the net income of the Fund (including any capital gains) for a financial year. If the Fund incurs a tax loss in a financial year, there will be no distributable income for that year and the tax loss may be carried forward to be utilised in subsequent financial years (subject to the loss carry forward rules).

Please contact Client Service if you would like confirmation if the Fund has elected into the AMIT regime.

5.2 Tax position of resident investors

The following comments only deal with Australian residents who are individuals, complying superannuation entities and companies that will hold their units on capital account.

Capital Gains Tax (CGT)

An Australian resident investor's assessable income for each year includes any net capital gains (that is, after offsetting capital losses).

There are two potential sources of capital gains tax to investors in relation to their investment in the Fund:

1. Capital gains tax may be payable on part of the distribution made in respect of units from the Fund that relates to the disposal of CGT assets in the Fund. The Fund has made the Managed Investment Trust CGT election to treat shares, units and options over shares and units as CGT assets. The Fund's ability to make this election is subject to it satisfying certain criteria.

The Fund does not make allowance in the unit price for any tax on unrealised net gains accruing when investments are re-valued. As a result, investors should be aware that they may be liable for capital gains tax arising from the sale of assets where unrealised gains arose before they acquired their units.

The distribution by the Fund of certain non-taxable amounts (if any) may give rise to cost base adjustments to an investor's units for CGT purposes. Such cost base adjustments may result in either an increased capital gain or reduced capital loss on the subsequent disposal of units in the Fund, or, an immediate capital gain to the extent the cost base of the units of the fund is reduced to less than zero.

2. Capital gains tax may be payable when units are redeemed from the Fund. Concessions may be available depending on how long the units have been held. Where the units have been held continuously for at least 12 months, individuals and trusts may be entitled to a CGT discount of 50% and superannuation entities may be entitled to a discount of 33¹/₃% in relation to the disposal of units. Companies are not entitled to this discount. Capital losses incurred by an investor may be offset against the gross capital gains for the investment before the application of the CGT discount.

Where the Fund is an AMIT, the capital gains or income arising from securities sold to meet a significant redemption can be distributed to the redeeming investor on a fair and reasonable basis. Significant redemptions will generally be those where an investor's total redemptions in the one financial year are 5% or more of the Fund's net asset value but may be lower where we believe it is fair and reasonable in the circumstances. The objective would be for remaining investors not to be materially adversely affected by the capital gains resulting from a disposal of the assets where both the Fund and the redeeming investors make a capital gain in the relevant financial year.

Where the AMIT regime does not apply to the Fund and the constitution of the Fund permits, capital gains or income arising from securities sold to meet a significant redemption may also be distributed to the redeeming investor to ensure that remaining investors are not materially adversely affected by the redemption. Where the Fund is not an AMIT, significant redemptions are subject to the 5% of net asset value threshold.

Taxation of financial arrangements (TOFA)

The TOFA rules may apply to financial arrangements held by the Fund when calculating its assessable income. Broadly, the TOFA rules may impact the timing of the recognition of gains and losses in the Fund for tax purposes and will also treat relevant gains and losses as being on revenue account.

Foreign income tax offsets

Australian residents are required to include in their assessable income their share of certain foreign taxes paid in respect of income derived by the Fund. Investors may be able to benefit from a foreign income tax offset in respect of foreign taxes paid by the Fund provided they are paid in relation to an amount that is included in the Investor's assessable income and do not exceed the higher of a particular Investor's foreign income tax offset limit and \$1,000.

Tax file number (TFN) and Australian Business Number (ABN)

It is not compulsory for investors to provide their TFN or ABN, and it is not an offence if they decline to provide them. However, unless exempted, if the TFN or ABN is not provided, tax will be deducted from income at the highest marginal rate plus the Medicare levy. TFNs and ABNs can be provided on the application form when making an initial investment.

Goods and Services Tax (GST)

The Fund has registered for GST. The issue and redemption of units in the Fund and receipt of distributions will not be subject to GST. However, the Fund may incur GST on fees and expenses that it pays. The Fund may be entitled to claim input tax credits and/or reduced input tax credits on certain of these fees and expenses.

5.3 Tax position of non-resident investors

Non-resident withholding tax

Appropriate deductions of Australian tax will be made from distributions of Australian sourced income to non-resident investors. The amounts will be withheld at the rates of tax applicable to non-resident investors and will depend on the type of income and residence of the Investor. Distributions to non-resident investors from sources wholly outside of Australia and on most capital gains will generally be exempt from Australian income tax and withholding tax. Non-resident investors may also be subject to tax laws in the country in which they reside, but may be entitled to a credit for some or all of the tax deducted in Australia.

Capital Gains Tax

On the basis that the assets of the Fund will not be direct or indirect interests in Australian real property, no capital gains tax consequences should arise for non-resident investors (assuming that their units are held on capital account) as a result of investing in the Fund.

5.4 General information

Transaction taxes

Normal transaction taxes and stamp duties (if any) also apply.

Tax statement

An annual tax statement will be sent to each Australian resident investor to assist in completing tax returns.

Tax advice

If you have any questions regarding the application of income tax or capital gains tax to an investment in the Fund, you should consult your tax adviser. Investors should seek their own professional advice, including as to taxation, before investing. Please note that any discussion of tax in this PDS refers to Australian tax law as at the date of this PDS, and that these laws may change at any time.

Automatic Exchange of Financial Account Information

Foreign Account Tax Compliance Act and Common Reporting Standard

Australian legislation relating to the automatic exchange of financial account information between jurisdictions has been passed. This legislation gives effect to the United States of America Foreign Account Tax Compliance Act (**FATCA**) and the OECD Common Reporting Standard for Automatic Exchange of Financial Account Information (**CRS**). These regimes cover the collection and reporting of information to tax authorities by financial institutions.

The Fund is a reporting Australian financial institution under the inter-governmental agreement entered into between the Australian and US governments in relation to FATCA effective from 1 July 2014. The Fund is also a reporting Australian financial institution under the CRS, effective from 1 July 2017. As such, the Fund will be required to comply with the registration, due diligence and reporting requirements of FATCA and CRS.

Accordingly, we may request that you provide certain information in order for the Fund to comply with their FATCA or CRS obligations. Depending on your status, for the purposes of FATCA and CRS, we may assess any information you provide to us and if required, report information in relation to you and your unit holding to the Australian Taxation Office (**ATO**). The ATO will, in turn, share such information with the US Internal Revenue Service or tax authorities of jurisdictions that have signed the 'CRS Competent Authority Agreement' on an annual basis.

How could the FATCA and CRS regulations affect you?

By applying for units in the Fund, you:

- agree to promptly provide us or our service providers with any information we may request from you from time to time
- agree to promptly notify us of any change to the information you have previously provided to us or our service providers
- consent to us disclosing any information we have in compliance with our obligations under FATCA and CRS
- consent to us disclosing any information we have if your units are held by or for the benefit of, or controlled indirectly by, specified US person(s) (in the context of FATCA) or foreign tax resident(s) (in the context of CRS), including disclosing information to the ATO, which may in turn report that information to the US Internal Revenue Service or other foreign tax authority, and
- waive any provision of domestic or foreign law that would, absent a waiver, prevent us from complying with our obligations under FATCA and CRS.

Failure to comply with our obligations under FATCA and CRS could result in the Fund being subject to a 30% US withholding tax on payments of US income or gross proceeds from the sale of particular US securities (in relation to FATCA only) and administrative penalties under Australian taxation law.

It is important to note that:

- although the Fund may take steps to manage the imposition of any withholding tax or penalties, no assurance can be given that the Fund will be successful, and
- if you fail to provide us with any information requested by us, and we become subject to such withholding tax or penalties, we may seek to recover such amount from you.

For further information in relation to how our due diligence and reporting obligations under FATCA and CRS may affect you, please consult your tax adviser.

6 How to invest and access your money

6.1 Making initial and additional investments in the Fund

Application cut-off time (Application Cut-off) ^{1,2}	Minimum initial investment ¹
1.00pm Sydney time on a Business Day	\$20,000

¹ Or as we otherwise determine.

² Initial and additional applications through mFund must be submitted to your broker and the ASX by the earlier cut-off times specified by the ASX Settlement Operating Rules and your broker. Please contact your broker for further information.

You can apply to make an initial investment in the Fund by completing the application form contained in this PDS or through mFund by instructing your broker (**Application**). Unless we agree otherwise, where we receive an Application (including any required identification documentation) completed to our satisfaction, and cleared funds before the Application Cut-off, investors will generally receive the application price calculated as at the close of business on that day.

Unless we agree otherwise, if we receive an Application (including any required identification documentation) completed to our satisfaction, and cleared funds on a Business Day but after the Application Cut-off, or on a non-Business Day, we will generally treat the Application as having been received before the Application Cut-off on the next Business Day. Generally, Applications made by direct debit may take up to four Business Days before the amount is invested but may take longer in certain circumstances.

If we are not able to issue units immediately after receipt of your application money, that money will be held in a non-interest bearing trust account with an Australian deposit taking institution. If we are not able to issue units within a period of one month starting from the day on which we receive your application money (or if this is not reasonably practicable, by the end of such longer period as is reasonable in the circumstances), we will return the application money to you.

For investments other than through mFund, you can add to your investment at any time by depositing cleared funds using the account details provided to you at the time of your initial investment (**Investment Account**). Deposits into the Investment Account will be deemed to be an application for additional units in the Fund and will be subject to the same Application Cut-off requirements that apply to initial investments. We will not be responsible for any losses incurred by you as a result of the incorrect payment of funds into the Investment Account or into another incorrect bank account.

For mFund investors, you can make additional investments by instructing your broker.

We may reject an application (in whole or in part) at our discretion (without giving reasons).

How to apply

For investments other than through mFund, complete the Application Form that accompanies this PDS to make your initial investment. You can send the completed Application Form and required identification documentation to us by mail, facsimile or email. If you fax or email your identification documentation to us, we may request certified copies of the originals to follow in the mail for our records and your account may not be opened until they have been received.

If you are an indirect investor investing through an investor directed portfolio service (**IDPS**), please contact your financial adviser or IDPS operator for details of how to invest in the Fund.

If you invest through mFund, you should instruct your broker to apply for units.

Paying your investment amount

For investments other than through mFund, payment of the initial and any additional investment amounts can be made by:

- bank transfer
- Real Time Gross Settlement (**RTGS**), and
- cheque
- direct debit (for initial investment amounts only), and
- such other method approved by us.

Make the cheque payable to 'MIMAL – Winton Global Alpha Fund A/C [Full investor name]'.

For example 'MIMAL – Winton Global Alpha Fund A/C John Smith ATF Smith Super Fund'.

For investments through mFund, payment of the initial and any additional investments can only be made through the mFund Settlement Service (that is, by instructing your broker).

To assist in processing additional investments greater than \$500,000, please send notification by facsimile to Client Service prior to the Fund's Application Cut-off.

There may be delays in receipt of cleared funds for each method of payment and cleared funds will not necessarily be received by us prior to any particular Application Cut-off. Payments must be made in Australian dollars.

Delays when an Application Form is incomplete

As part of Macquarie's obligations under the Anti-Money Laundering and Counter-Terrorism Financing Act 2006 (Cth) (**AML/CTF**), we cannot accept or process an application to invest until we are satisfied that the identity of the investor has been verified in accordance with the AML/CTF.

Where an application is unable to be finalised for AML/CTF reasons or is otherwise incomplete, we will seek to contact you to obtain the missing or additional information. Your application will not be accepted by us, nor units issued to you, unless our AML/CTF verification has been completed or other issues have been addressed to our satisfaction.

We will not be liable to any prospective investor for any losses incurred, including as a result of market movements, if an application is rejected or the processing of an application is delayed.

6.2 Redeeming your investment

Redemption cut-off time (Redemption Cut-off) ^{1,2}	Minimum balance amount ^{1,3}
1.00pm Sydney time on any Business Day	\$20,000

¹ Or as we otherwise determine.

² Redemptions through mFund must be submitted to your broker and the ASX by the earlier cut-off times as specified by the ASX Settlement Operating Rules and your broker. Please contact your broker for further information.

³ If acceptance of a redemption request will result in a balance of less than the minimum balance amount we may either reject the redemption request or treat the redemption request as relating to your entire holding.

For investments other than through mFund, you can generally can generally request redemption of all or part of your investment in the Fund by completing a redemption request form which you can download at macquarie.com/redemptionform. Alternatively, you can provide a signed request specifying the account name, the Fund name, the amount or number of units to be withdrawn and bank details. You can send your redemption request by facsimile, email, mail or such other method agreed by us.

If you invested through mFund, you may only redeem by instructing your broker.

Where we receive a redemption request, completed to our satisfaction, before the Redemption Cut-off, investors will generally receive the redemption price calculated for that Business Day. Unless we agree otherwise, if we receive a redemption request, completed to our satisfaction, on a Business Day but after the Redemption Cut-off, or on a non-Business Day, we will generally treat the request as having been received before the Redemption Cut-off on the next Business Day.

Before paying you the redemption amount, we may deduct from that amount any money you owe us in relation to your investment. Redemption proceeds will generally be paid within five Business Days after we accept the redemption request.

Potential delay and suspension of redemptions

In some circumstances, such as where there is a suspension of redemptions, investors may not be able to redeem their investment within the usual period or at all. The payment of redemption proceeds and/or the processing of redemptions may be delayed in a number of circumstances, including (without limitation):

- if on any day we have received (or are deemed to have received) total redemption requests for more than 10% of the units in the Fund. If this occurs, we may satisfy the redemption request in part but, if we do so, we must redeem the same proportion of units for all other redemption requests outstanding at that time. The remaining portion of those redemption requests will be deemed to be received on the next Business Day, and
- if we have taken all reasonable steps to realise sufficient assets to satisfy a redemption request and are unable to do so due to circumstances outside of our control. Investments may be difficult or impossible to sell, either due to factors specific to that security or investment, or to prevailing market conditions. This may mean that an asset is unable to be sold or the Fund's exposure is unable to be rebalanced within a timely period and at a fair price, potentially resulting in delays in redemption processing, or even the suspension of redemptions.

The constitution also allows us 30 days to pay redemption proceeds or such longer period in the circumstances described above.

Potential investors should refer to the constitution of the Fund for full details of when Macquarie may delay the redemption of units and/or the payment of redemption proceeds.

We may be required to suspend redemptions from the Fund (including indefinitely) where the Fund is no longer 'liquid', as defined in the Corporations Act. While the Fund is not liquid, we may, at our discretion, offer investors the ability to redeem (wholly or partly) from the Fund but only if there are assets available that are able to be converted to cash to meet redemptions under the offer.

Redemption proceeds

We may pay the redemption proceeds on your units into a non-interest bearing trust account in order to facilitate payment of these amounts to your nominated account. If we are unable to credit your account for any reason these amounts may continue to be held in such a non-interest bearing trust account until you provide alternative payment instructions or we are required by law to pay these amounts to any regulatory body or other person or account.

Other important information about redemptions

We may compulsorily redeem your units where permitted or required by law or the constitution of the Fund.

If you submit your redemption request by facsimile or email, Macquarie may rely on the faxed or emailed redemption request to process your redemption.

If Macquarie receives a redemption request by facsimile or email, you:

- acknowledge that there is potentially a greater risk that fraudulent facsimile or email instructions can be given by someone who has access to your account number and a copy of your signature(s) and that you accept such risks
- acknowledge that Macquarie may assume that the instruction has been sent, and is authorised, by or behalf of you, and
- release Macquarie from, and indemnify Macquarie against all losses and liabilities arising from any payment or action taken by Macquarie based on any instruction bearing your account number and a signature that purports to be yours or that of an authorised signatory on the account, even if such instructions are not authorised (except to the extent that such losses and liabilities directly arise from the negligence or wilful default of Macquarie).

6.3 Confirmation of instructions

For investments other than through mFund, when you are instructing us in relation to the following:

- a redemption greater than or equal to \$1,000,000
- a redemption to an account which is not the pre-nominated bank account, even if it has the same account name as the pre-nominated bank account
- a redemption where there has been a change of bank account details from the original Application Form, or
- a change of authorised signatory/signatories,

we may contact an authorised signatory for the investment to confirm that the instruction is authorised. If you invested through mFund, we may contact you to confirm certain redemption instructions.

If we are unable to contact you, we may postpone the processing of the instruction until we have been able to make contact and confirm the instruction. Your instruction will not be treated as having been received by us until it has been confirmed, unless we determine otherwise.

6.4 Application and Redemption Cut-off times

Application and Redemption Cut-off times may be changed in certain circumstances including where the market for trading the assets of the Fund closes early (for example, Christmas Eve). Any changes to the Application and Redemption Cut-off times will be published on our website at macquarie.com.au/unit_prices.

6.5 Cooling-off period

If you are a retail client under the Corporations Act, you can terminate your investment in the Fund during the period of 14 days starting on the earlier of the time when you receive confirmation of the issue of units in the Fund to you or the end of the fifth Business Day after the units are issued to you. Your refund will be processed as a redemption and the redemption value will be reduced or increased for market movements since your investment. We will also deduct any tax or duty that is paid or payable by the Fund, any reasonable administration or transactions costs incurred as well as the sell spread. As a result, the amount returned to you may be less than your original investment. To exercise your cooling-off rights, please write to Client Service.

6.6 Transferring units

For investments other than through mFund, you may transfer units in the Fund to another person by providing us with:

- a standard transfer form signed and completed by both you and the party receiving the units, and
- an Application Form accompanying the current PDS for the Fund duly signed and completed by the party receiving the units, and
- other such information and confirmations (including to comply with AML/CTF requirements) that we may request.

If you hold units in the Fund through mFund, you currently cannot transfer those units to another person.

We reserve the right to decline transfer requests at our discretion (including because we have not received all

requested information from you or the party to whom you propose to transfer your units).

A transfer of units involves a disposal of units, which may have tax implications. Stamp duty may also be payable on the transfer (including where there is a change in legal ownership but no change in beneficial ownership) unless an exemption applies. You should obtain tax and stamp duty advice before requesting a transfer.

6.7 Indirect investors

We consent to the use of this PDS by IDPS operators, such as master trusts, wrap accounts or nominee services that include the Fund on their investment menus. You may invest indirectly in the Fund as an 'indirect investor' through an IDPS by directing the IDPS operator to acquire units in the Fund on your behalf. An investment in the Fund through an IDPS operator does not entitle you to a direct interest in the Fund and you may be subject to different terms and conditions from those referred to in this PDS.

An indirect investor does not become a unitholder in the Fund. Accordingly, an indirect investor does not acquire the rights of a unitholder of the Fund or acquire any direct interest in the Fund. The IDPS operator acquires these rights and can exercise, or decline to exercise, them on your behalf according to the arrangements governing the IDPS. As an indirect investor, you will still have access to our dispute resolution process.

If you invest in the Fund through an IDPS, certain information in the PDS and this Information Booklet may not be relevant to you. This includes information relating to:

- minimum initial investment and additional investment amounts
- applications and application forms
- redemptions and switches, and
- transferring units.

Your IDPS operator can provide you with the unit prices for your investment and any other terms and conditions that may apply to any investment you propose to make in the Fund through that IDPS operator. If you are investing through an IDPS, the net performance of your investment in the Fund may differ from the information we publish, due to cash flows specific to your portfolio and any fees charged by the IDPS operator. Fees and expenses, applicable to the IDPS (as set out in the IDPS offer document or client agreement), may be payable in addition to the fees and expenses stated in the PDS. Please contact your financial adviser or IDPS operator if you have any queries.

6.8 Incorrect addresses and facsimile numbers

You are responsible for ensuring that you send any correspondence to the correct address, email or facsimile number. If incorrect contact details are used, your request may be delayed or not processed.

We accept no responsibility for requests that have been sent to an incorrect address, email or facsimile number, including addresses and facsimile numbers of other parts of the Macquarie Group that are not referred to in this PDS. Please contact Client Service if you would like to confirm the correct address, email or facsimile number.

7.1 Our legal relationship with you

Macquarie as the responsible entity

As the responsible entity of the Fund, we are responsible for the management and administration of the Fund. We hold an Australian Financial Services Licence (AFSL), authorising us to act as the responsible entity of the Fund. Details of our AFSL can be found on ASIC's website at asic.gov.au.

Our powers and duties in relation to the Fund are set out in the constitution, the Corporations Act and general trust law.

Constitution

The Fund is established by a constitution, as amended from time to time. The provisions of the constitution are binding on each investor in the Fund and persons claiming through them, as if the investor or person were a party to the constitution. The constitution of the Fund contemplates that Macquarie may determine, agree, approve or consent to certain matters. Unless the constitution or the Corporations Act otherwise provides, we may do so in our absolute discretion and subject to such conditions (if any) as we determine.

This PDS contains a summary of some key features of the constitution. The constitution covers a number of additional matters, including:

- the nature of units (subject to any special terms of issue, identical rights attach to all units)
- how and when redemptions are paid
- unitholder meetings
- the circumstances in which we may be liable to you
- our indemnification out of assets of the Fund for all costs incurred by us in relation to the administration or management of the Fund (subject to the proper performance of our duties)
- the circumstance in which we can terminate the Fund
- your rights to share any Fund income, and how we calculate it, and
- when we can retire as responsible entity of the Fund.

We can amend a constitution from time to time, subject to the provisions of the constitution and the Corporations Act. We can amend the constitution without your consent if we reasonably consider that the amendments will not adversely affect investors' rights. Otherwise, we must obtain the approval of the required number of unitholders at a meeting of unitholders (a resolution may bind you, regardless of how or whether you vote). A copy of the Fund's constitution is available on request by contacting us.

Corporations Act

Our duties under the Corporations Act include:

- acting in the best interest of unitholders and, if there is a conflict between unitholders' interests and our own interests, giving priority to unitholders' interests
- ensuring that Fund property is clearly identified as Fund property, is valued at regular intervals and is held separately from our property and the property of any other fund, and
- reporting to ASIC any breach of the Corporations Act in relation to the Fund, which has had, or is likely to have, a materially adverse effect on the interests of unitholders.

We are liable for our agents engaged or appointed to provide services in connection with the Fund.

The compliance plan

We have prepared and lodged a compliance plan for the Fund with ASIC. The compliance plan sets out the compliance procedures that we will follow to ensure that we are complying with the Corporations Act and the Fund's constitution. Our compliance with the compliance plan is independently audited each year, as required by the Corporations Act and the auditor's report is lodged with ASIC.

Related party issues

In the execution of transactions, we deal with professional organisations that may include Macquarie Group Limited or its associated companies (**Macquarie Group**). All transactions are conducted on arm's length terms. We can also trade the Fund's investments with Macquarie Group including the Fund's futures clearing broker. These organisations may receive commissions at prevailing market rates for the execution of transactions. For example, we currently use Macquarie Bank Limited (**MBL**), a member of the Macquarie Group, as the futures clearing broker, who will receive fees for acting as futures clearing broker. Any conflict of interest or potential conflict of interest is managed in accordance with our Conflict of Interest Policy.

The Macquarie Group is a global provider of banking, financial, advisory, investment and funds management services. The Macquarie Group acts on behalf of institutional, corporate and retail clients and counterparties around the world. Macquarie Investment Management Australia Limited, as responsible entity of the Fund, and Macquarie Investment Management Global Limited, as the Cash Manager of the Fund, generally have no control over these activities. As a result, from time to time the Fund's activities may be restricted, for example due to regulatory constraints applicable to the Macquarie Group, and/or its internal policies designed to comply with such constraints.

In certain circumstances, statutory or internal Macquarie Group imposed restrictions may preclude the acquisition or disposal of certain securities or other financial products by the Fund. Without limitation, this includes where the acquisition would cause the Macquarie Group's aggregated holdings in a company (including holdings that the Macquarie Group is required to aggregate) to exceed applicable takeover thresholds. In addition, where, due to such restrictions, there is limited capacity to acquire particular securities or other financial products, the Fund will not have priority over any member of, or any other fund associated with, the Macquarie Group to acquire those securities or financial products. Such restrictions may result in an adverse effect on the value of the Fund's investments due to the Fund being unable to enter into positions or exit positions, as and when desired.

The provision of services by us (and other entities forming part of the Macquarie Group including the Cash Manager) in relation to the Fund is not exclusive and we or other members of the Macquarie Group may act as the responsible entity, trustee, investment manager or adviser for other funds or separate client accounts that have the same or similar investment strategies to the Fund.

Investing through a margin loan

If you invest in the Fund through a margin lender, units in the Fund will generally be held in the name of the margin lender or its nominee. Accordingly, you may not acquire the rights of an investor in the Fund and all correspondence and dealings in relation to the investment must generally be through your margin lender.

7.2 Keeping you informed

To keep you up to date on your investment in the Fund, we will provide or make available:

- transaction confirmations
- transaction statements at least annually
- an annual tax statement for Australian resident investors to assist in completing tax returns, and
- an annual financial report.

For investments other than through mFund, the Application Form contains a number of options in relation to access to annual financial reports.

For investments through mFund, please contact Client Service to elect to receive an electronic or hard copy of the annual report for each financial year for the relevant Fund.

If you do not make an election, a copy of the latest financial report will not be sent to you but will be available at macquarie.com.au/financial_statements.

For the purposes of ASIC Regulatory Guide 240, the following will be made available or distributed to investors.

Type of information	Is the information available?	How often will this information be available?	Where can this information be accessed?
Actual allocation to each asset type	<p>The actual allocation to each asset type will not be available.</p> <p>The allocation to each underlying asset type is considered proprietary to Winton and public disclosure of such information could adversely impact the performance of the Fund.</p> <p>The percentage of the Fund's net asset value used as margin (for futures contracts) will be available to existing investors.</p> <p>The margin allocation to each sector will be available to existing investors.</p>	Monthly	Fund performance report for existing investors only. Contact us to request a copy.
Liquidity profile of the Fund's assets (that is, the estimated time required to sell an asset at the value ascribed to that asset in the Fund's most recently calculated net asset value)	<p>The liquidity profile will not be available</p> <p>The liquidity profile of the Fund's assets is considered proprietary to Winton Macquarie reasonably expects to realise at least 80% of its assets under normal market conditions at the value ascribed to those assets within 10 days</p>	Not applicable	Not applicable
Maturity profile of the Fund's liabilities	We do not provide this information because it is not relevant given the investment strategy of this Fund. In the ordinary course, we expect that the Fund's derivatives positions will be closed out before they reach maturity.	Not applicable	Not applicable
Fund's leverage ratio (after taking into account the leverage embedded in the assets of the Fund, other than listed equities and bonds)	<p>The leverage ratio will not be available.</p> <p>The margin to equity ratio will be available to existing investors</p>	Monthly	Fund performance report for existing investors only. Contact us to request a copy.
Names of the derivatives counterparties, being executing brokers, engaged by the Fund	Yes	Annually	Fund performance report for existing investors only for the period ending 30 June. Contact us to request a copy.

Type of information	Is the information available?	How often will this information be available?	Where can this information be accessed?
Monthly or annual investment returns over at least a five-year period (or since its inception if a shorter period)	Yes	Monthly	Fund performance report available on our website
Any changes (including changes in related party status) to any of the Fund's key service providers	Yes	Monthly	Fund performance report available on our website
Fund's current total net asset value	Yes	Monthly	Fund performance report available on our website
Redemption value of a unit in the Fund	Yes	Monthly	Fund performance report available on our website
Net return on the Fund's assets after fees, costs but before taxes	Yes	Monthly	Fund performance report available on our website
Any material change in the Fund's risk profile, strategy and individuals playing a key role	Yes	Monthly	Fund performance report available on our website

Our website has additional information about the Fund including unit prices and performance.

You are also able to access and view some account information online through our secure website. Register for this service by completing the Online Registration form which you can download at macquarie.com/onlineform.

Continuous disclosure documents

The Fund may be a disclosing entity for the purposes of the Corporations Act and subject to certain regular reporting and continuous disclosure obligations. Copies of documents lodged with ASIC in relation to the Fund may be obtained from, or inspected at, an ASIC office.

As an investor in the Fund, you have the right to obtain, free of charge, the following periodic documents (in printed or electronic form) from us for the Fund:

- the annual financial report (including financial statements) most recently lodged with ASIC, and
- any half-year financial report (including financial statements) lodged with ASIC or any continuous disclosure notices provided by us after the lodgement of the annual financial report and before the date of the Fund's PDS.

7.3 Protecting your privacy

We collect certain personal information from you, in order to administer your investment in the Fund. As required by law, we have adopted a Privacy Policy that governs the collection, storage, use and disclosure of personal information. A copy of our Privacy Policy is available from our website at macquarie.com.au/au/privacy_policy.htm.

By signing the Application Form, you agree to us collecting, storing, using and disclosing your personal information in accordance with our Privacy Policy. This includes using your personal information for:

- processing your application
- providing or marketing products and services to you
- administration purposes, including managing, monitoring, auditing and evaluating the products and services
- determining future product and business strategies and to develop services, including the modelling of data and data testing
- ensuring compliance with all applicable regulatory or legal requirements (including the requirements of superannuation law). This includes the requirements of the Australian Securities and Investments Commission, the Australian Taxation Office, AUSTRAC and other regulatory bodies or relevant exchanges
- communicating with you in relation to your holding and all transactions relating to the holding, and
- providing products and services to you through other entities in the Macquarie Group, our agents, contractors or third parties whether or not located in Australia.

We collect and record personal information through our interactions with you and your nominated adviser(s), including by telephone, email or online. We may also collect personal information from public sources and third parties including information brokers and our service providers.

We aim to ensure that our record of your personal information is accurate, complete and up to date. If your personal information changes, inform us as soon as possible. You may correct or update this information by notifying us in writing.

Where you provide us with personal information about someone else you must first ensure that you have obtained their consent to provide their personal information to us based on this privacy statement.

What happens if you do not give us information

You may choose not to give personal information about you to Macquarie. Depending on the type of personal information, the consequences set out below may apply if you do not do so:

- refer to 'Tax file number (TFN) and Australian Business Number (ABN)' in Section 5 for the consequences if you do not supply your TFN or a valid exemption (or in certain cases an ABN)
- we may not be able to approve your application for units in the Fund, and
- we may not be able to provide you with an appropriate level of service.

We are required or authorised to collect your personal information under various laws including those relating to taxation and the AML/CTF Laws.

Disclosing your information

You agree and consent that Macquarie may disclose information we hold about you in the following circumstances:

- to other companies in the Macquarie Group as well as our agents, contractors or service providers, which provide services in connection with our products and services, for example printing statements or notices which we send to you
- supplying information about your investments to any financial adviser that is nominated by you, or their dealer group
- to your agents and representatives (for example your broker, adviser, solicitor, accountant or superannuation fund administration) or any administrator, liquidator, trustee in bankruptcy, legal personal representative or executor, whether or not located in Australia
- disclosing your personal information to regulatory authorities (for example tax authorities in Australia and overseas) in connection with their lawful information requests or to meet our legal obligations in any relevant jurisdiction
- using your personal information to contact you on an ongoing basis (by telephone, electronic messages, online and other means) to offer you products or services that may be of interest to you, including offers of banking, financial advisory, investment, insurance and funds management services, unless you tell us not to
- disclosing your personal information to any person proposing to acquire an interest in our business
- if the disclosure is required or authorised by law, or
- if you consent.

In order to use and disclose your personal information for the purposes stated above, we may be required to transfer your personal information to entities located outside Australia (this includes locations in the Philippines and India and the countries specified in our Privacy Policy). By completing the Application Form, you consent to your personal information being transferred overseas for these purposes.

Direct marketing

We and other companies in the Macquarie Group may use your personal information to contact you on an ongoing basis by telephone, electronic messages (like email), online and other means to offer products or services that may be of interest to you including offers of banking, financial, advisory, investment, insurance and funds management services, unless you change your marketing preferences by contacting us.

If you have any questions in regard to your privacy or to request access to your personal information that we hold, please contact us on 1800 814 523 or email privacy@macquarie.com.

Complaints

If you wish to complain about any breach or potential breach of our privacy obligations, you should contact us. If you are unhappy with our response, you are entitled to contact the Office of the Australian Information Commissioner who may investigate your complaint further.

7.4 Representations

We have not authorised any person to give any information, or to make any representation about the Fund, which is not in the PDS and, if given or made, such information or representation must not be relied on as having been authorised by us. Any other parties distributing the Fund are not our agent or representative and are doing so on their own behalf. We are not responsible for any advice or information given, or not given, to you by any party distributing the Fund and, to the maximum extent permitted by law, accept no liability whatsoever for any loss or damage arising from you relying on any information that is not in the PDS.

7.5 Enquiries and complaints

You may contact your financial adviser or Client Service if you have any enquiries or complaints. If you have a complaint, please contact us and we will do our best to resolve any matter quickly and fairly. Written complaints can be sent to us at:

The Complaints Officer

Macquarie Investment Management Australia Limited
PO Box R1723
Royal Exchange NSW 1225 Australia

If you make a complaint, we will assess your complaint and advise you of the outcome within 45 days of receiving your complaint.

If you are an individual or small business and you are not satisfied with the outcome of your complaint or how the complaint was handled, you may refer the complaint to:

- the Macquarie Customer Advocate, who will review the reasonableness and fairness of the outcome of your complaint, or
- Australian Financial Complaints Authority (**AFCA**), an independent external dispute resolution body approved by ASIC.

If you request the Customer Advocate to carry out an independent review of your complaint and are not satisfied with the outcome, you can still raise your complaint with AFCA.

The Macquarie Customer Advocate can be contacted at:

The Customer Advocate

Macquarie Group Limited
PO Box R1723
Royal Exchange NSW 1225 Australia
Email: customeradvocate@macquarie.com
Telephone: 1800 898 307

Please include the following information in your correspondence:

- your investor number and complaint reference number
- your preferred contact details, and
- a brief description of your complaint.

AFCA can be contacted at the details below. Please quote our membership number, 14922.

Australian Financial Complaints Authority

GPO Box 3
Melbourne VIC 3001 Australia
Telephone: 1800 931 678
Email: info@afca.org.au
Website: www.afca.org.au

7.6 Consent and disclaimer

Winton Capital Management Limited

Winton has given its written consent to the statements about it and its employees and officers appearing in this PDS (**Winton Statements**) in the form and context in which they appear (and has not withdrawn that consent before the date of this PDS).

Other than the Winton Statements, Winton does not take any responsibility for the accuracy or completeness of the contents of these materials, any representations made herein, or the performance of the Fund. Winton disclaims any liability for any direct, indirect, consequential or other losses or damages, including loss of profits, incurred by you or by any third party that may arise from any reliance on these materials. Winton is not responsible for, nor involved in, the marketing, distribution or sales of shares or interests in the Fund and is not responsible for compliance with any marketing or promotion laws, rules or regulations; and no third party, other than Macquarie, is authorised to make any statement about any of Winton's products or services in connection with any such marketing, distribution or sales. Past performance by any other funds or accounts advised by Winton is not indicative of any future performance by the Fund.

Contact details

Macquarie Investment Management Client Service
PO Box R1723
Royal Exchange
NSW 1225 Australia

Telephone

1800 814 523 or
61 2 8245 4900
8.30am to 5.30pm (Sydney time)
Monday to Friday

Facsimile

61 2 8232 4730

Email

mim.clientservice@macquarie.com

Website

Direct investors: [macquarie.com/personal/managed-funds](https://www.macquarie.com/personal/managed-funds)

Advisers: [macquarie.com/advisers/managed-funds](https://www.macquarie.com/advisers/managed-funds)