

ASX ANNOUNCEMENT

10 February 2025

Corporate Presentation for Early February Investor Conferences

Spartan Resources Limited (**Spartan** or **Company**) (ASX: SPR) is pleased to advise that Executive Chair, Mr Simon Lawson, will be presenting at two investor conferences this week. Conferences that Mr Lawson will be presenting at this week are:

- 10 February 2025 – Bell Potter Unearthed Natural Resources Conference (Virtual); and
- 13 February 2025 – Resource Rising Stars Summer Series (Brisbane).

A copy of the presentation being used at the conferences is attached to this release.

Authorisation

This announcement has been authorised for release by the Executive Chair of Spartan Resources Limited.

For further information, please contact:

Investor inquiries:

Simon Lawson
Executive Chairman
+61 8 9481 3434

Media inquiries:

Read Corporate
Nicholas Read
+61 8 9388 1474



Cautionary Notice & Disclaimer



This presentation is dated 10 February 2025 and has been prepared by Spartan Resources Limited ACN 139 522 900 (**Spartan or the Company**). The information in this presentation remains subject to change without notice. The information in this presentation is of a general nature and does not purport to be complete, is provided solely for information purposes and should not be relied upon by the recipient. All financial information in this presentation is in Australian Dollars (\$) or AUD) unless otherwise stated.

This presentation is not, and does not constitute, or form any part of, an offer to sell or issue, or the solicitation, invitation or recommendation to purchase any securities. No representation or warranty, express or implied, is made as to the fairness, accuracy, completeness or correctness of the information, opinions and conclusions contained in this presentation. This presentation does not purport to summarise all information that a recipient should consider when making an investment decision and should not form the basis of any decision by a recipient. Recipients should carry out their own investigations and analysis of Spartan and verify the accuracy, reliability and completeness of the information contained in this presentation or any other form of communication to which the recipient is permitted access while evaluating an investment in Spartan.

Financial information

The pro forma financial information provided in this presentation is for illustrative purposes only and does not represent a forecast or expectation as to Spartan's future financial condition or performance. It does not include all the presentation and disclosures, statements or comparative information as required by the Australian Accounting Standards or other mandatory professional reporting requirements applicable to general purpose financial reports prepared in accordance with the Corporations Act 2001 (Cth).

Certain figures, amounts, percentages, estimates, calculations of value and fractions provided in this presentation are subject to the effect of rounding. Accordingly, the actual calculation of these figures may differ from the figures set out in this presentation.

Past & Future performance

Past performance information given in this presentation is given for illustrative purposes only and should not be relied upon as (and is not) an indication of future performance.

This presentation contains certain "forward-looking statements". The words "expect", "anticipate", "likely", "estimate", "intend", "believe", "guidance", "should", "could", "may", "will", "forecast", "predict", "plan", "aim", "target" and other similar expressions that involve risks and uncertainties are intended to identify forward-looking statements. Indications of, and guidance on, future earnings and financial position and performance are also forward-looking statements. Forward-looking statements, opinions and estimates provided in this presentation are based on assumptions and contingencies which are subject to change without notice and involve known and unknown risks and certainties and other factors which are beyond the control of Spartan, its directors and management.

You are strongly cautioned not to place undue reliance on forward-looking statements, particularly in light of the current economic climate. Forward-looking statements are provided as a general guide only and should not be relied upon as an indication or guarantee of future performance. Actual results, performance or achievements may differ materially from those expressed or implied in such statements and any projections and assumption on which these statements are based.

No representation or warranty, express or implied, is made as to the accuracy, likelihood of achievement or reasonableness of any forecasts, prospects, returns or statements in relation to future matters contained in this presentation. The forward-looking statements are based on information available to Spartan as at the date of this presentation. Except as required by law or regulation (including the ASX Listing Rules), none of Spartan, its representatives or advisers undertakes any obligation to provide any additional or updated information whether as a result of a change in expectations or assumptions, new information, future events or results or otherwise. Indications of, and guidance or outlook on, future earnings or financial position or performance are also forward-looking statements.

This presentation has been authorised by the Executive Chairman of Spartan Resources Ltd

Corporate and Shareholdings

CAPITAL STRUCTURE¹


ASX : **SPR**

Shares on Issue	1,280M
Share price	A\$1.42c
Market Cap	A\$1.82B
Cash	A\$272.0M
Debt	A\$0.00
Enterprise Value	A\$1.55B

MAJOR SHAREHOLDERS²

Ramelius Resources Ltd	19.9%
Tembo Capital Management	8.6%
1832 Asset Management	7.1%

1. Cash, Debt and Net Cash presented, reflects the cash balance as at 31 Dec '24. All other information presented as of 07 Feb '25.
2. Per most recent substantial holder notices lodged by respective shareholders



Location – Western Australia – Murchison High-Grade Gold



Central Asset

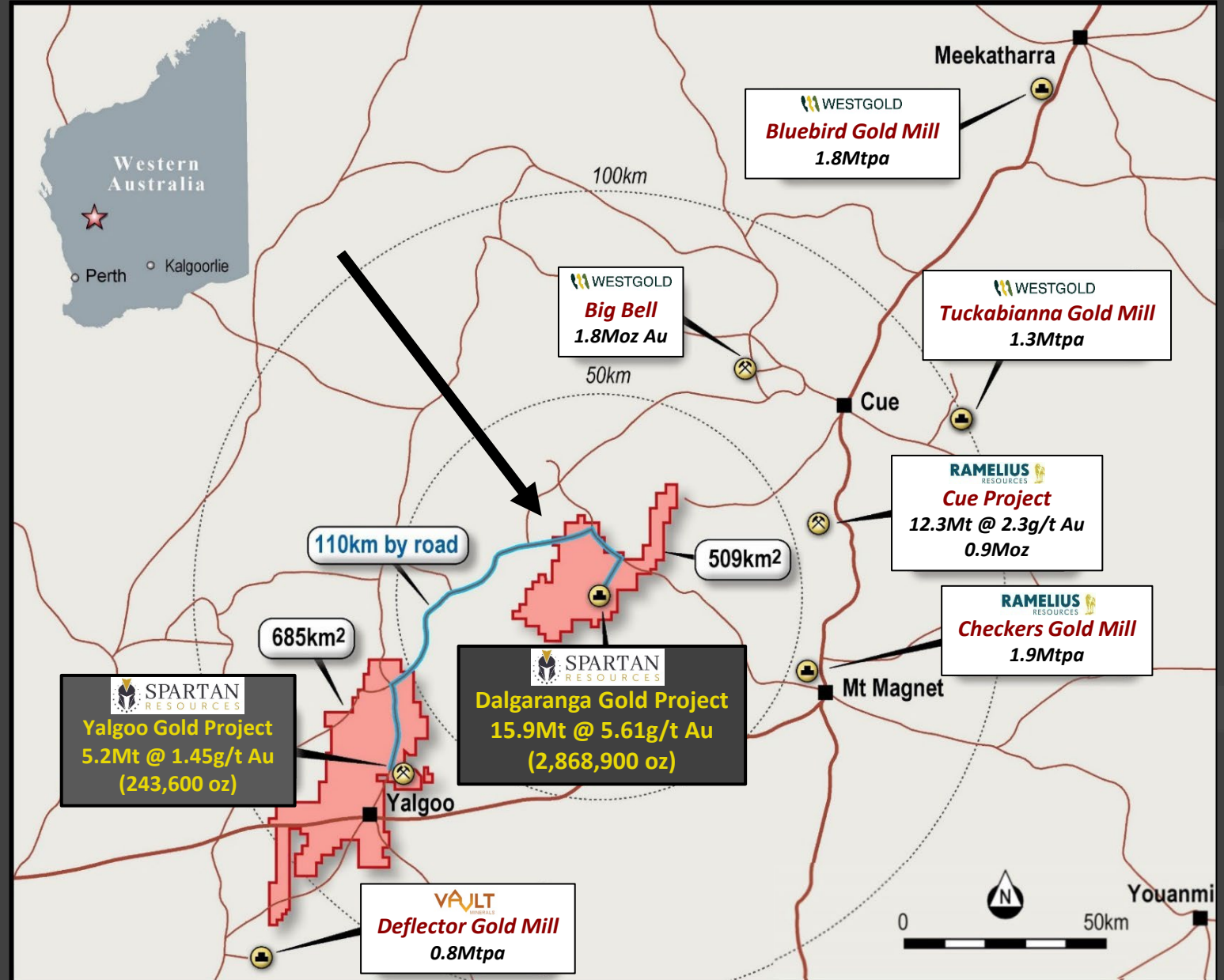
- Dalgara Gold Project
- Midwest Region, W.A.
- **2.87Moz @ 5.61g/t gold**
- 2.5Mtpa Processing Plant
- Care and Maintenance

Discovery & Growth

- Never Never Gold Deposit
- 1.45Moz @ 8.81g/t gold
- Pepper Gold Deposit
- 0.87Moz @ 10.31g/t gold
- **2.32Moz @ 9.32g/t gold**
- 600m to Process Plant

Focus

- **More high-grade gold!**



Gilbey's Open Pit

Pepper
2.64Mt @ 10.31g/t for 0.87Moz

Never Never Gold Deposit
5.88Mt @ 7.93g/t for 1.5Moz

OPEN



MINERAL RESOURCES (as at 2 Dec 2024)



HIGH-GRADE GOLD PROJECT

DALGARANGA GOLD PROJECT MINERAL RESOURCES

Category	Tonnes (Mt)	Grade (g/t)	Ounces (koz Au)
Indicated	10.59	6.35	2,161
Inferred	5.31	4.14	708
Grand Total	15.90	5.61	2,869

RAPID GROWTH IN HIGH-GRADE GOLD

- THEN - 0.71Moz @ 1.30g/t gold (end '21)
- NOW - 2.87Moz @ 5.61g/t gold (end '24)
- +400% ounces & +430% grade in 3 years
- **A\$16.50 discovery cost per ounce**
- Consistent drilling – surface & UG

HIGH-GRADE GOLD DEPOSITS

3 x DRILL DISCOVERIES - 2 YEARS

- Never Never Deposit – 1.49Moz @ 7.93g/t
- Pepper Deposit – 0.87Moz @ 10.31g/t
- Freak Prospect - ??? How big?

UNDERGROUND HIGH-GRADE GOLD MINERAL RESOURCES

NEVER NEVER GOLD DEPOSIT (UNDERGROUND – 2.0g/t gold cut-off)

Category	Tonnes (Mt)	Grade (g/t)	Ounces (koz Au)
Indicated	3.96	8.64	1,100
Inferred	1.16	9.41	351
NN Total	5.12	8.81	1,451

PEPPER GOLD DEPOSIT (UNDERGROUND – 2.0g/t gold cut-off)

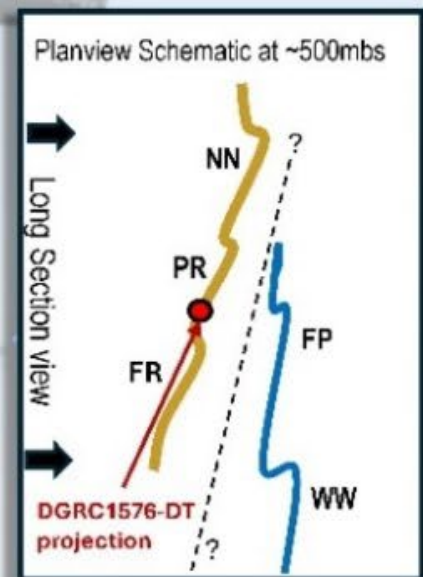
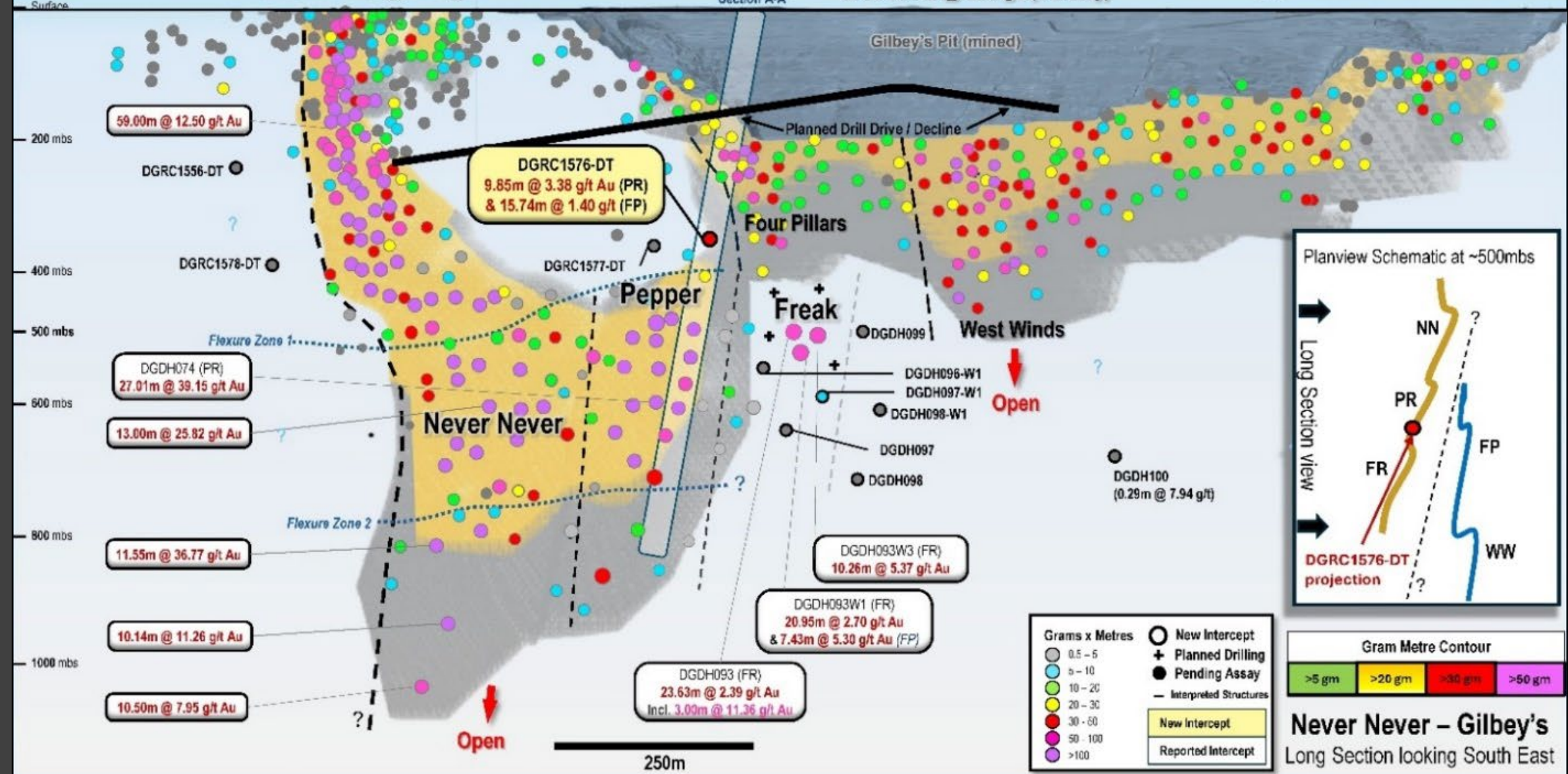
Indicated	1.96	12.18	767
Inferred	0.68	4.89	106
Pepper Total	2.64	10.31	873
Grand Total	7.76	9.32	2,372

*Mineral Resource Estimates by Region for Spartan Resources Ltd (at various cut-offs) "Murchison Region" Mineral Resource includes Dalgaranga Gold Project (DGP) and Yalgoo Gold Project (YGP). The DGP also includes the Never Never and Gilbey's Complex mineral resources. Cut-off grades are 0.5g/t Au at Never Never open pit, 2.0g/t Au at Never Never and Pepper underground and 1.2g/t Au for Four Pillars, West Winds and Sly Fox Gold Deposits.

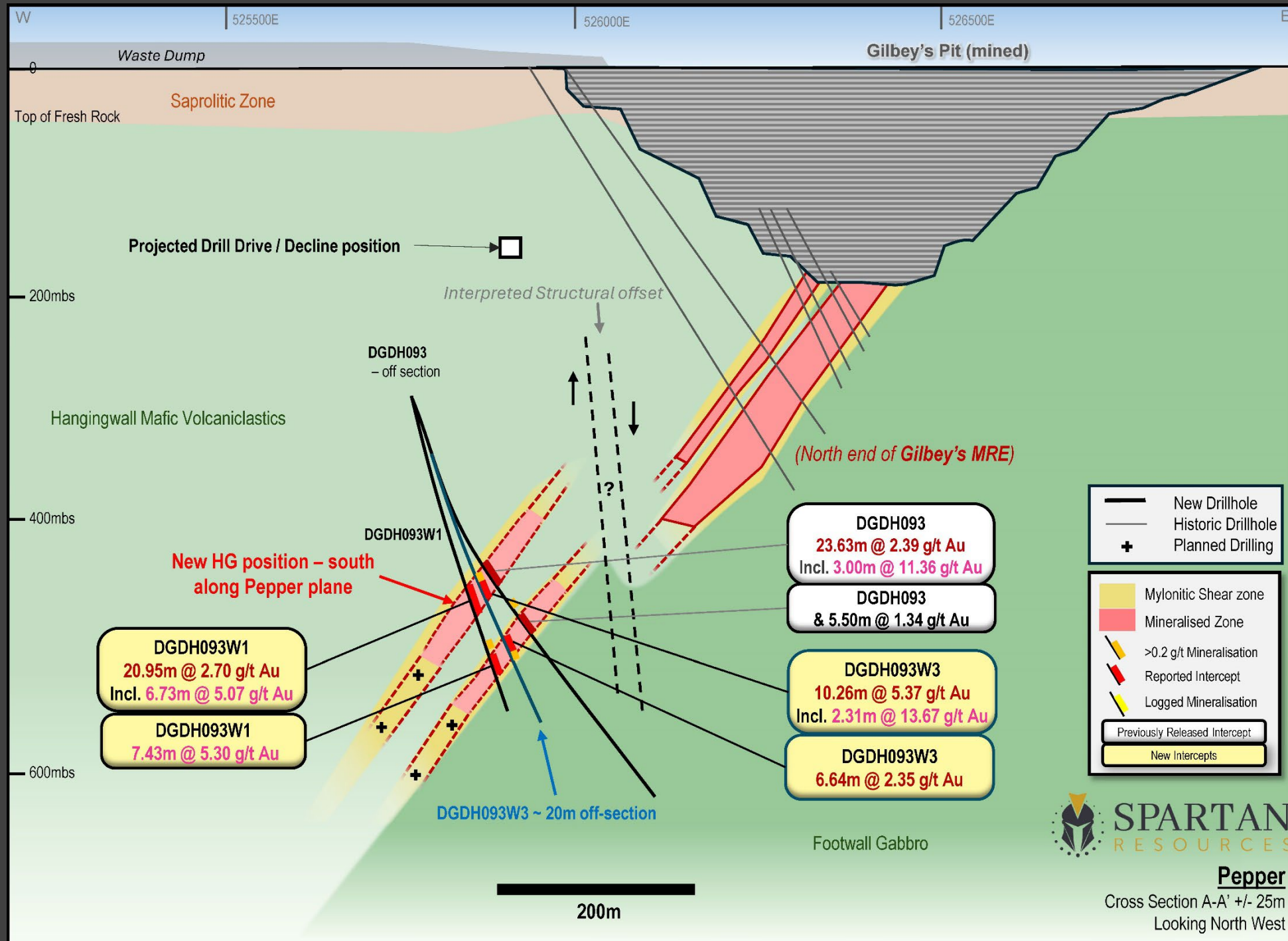


Never Never / Pepper
MRE Outline (Dec. 2024)
2.37M Oz Au @ 8.66 g/t

Gilbey's Complex
MRE Outline (July 2024)
376k Oz Au @ 1.92 g/t (UG only)

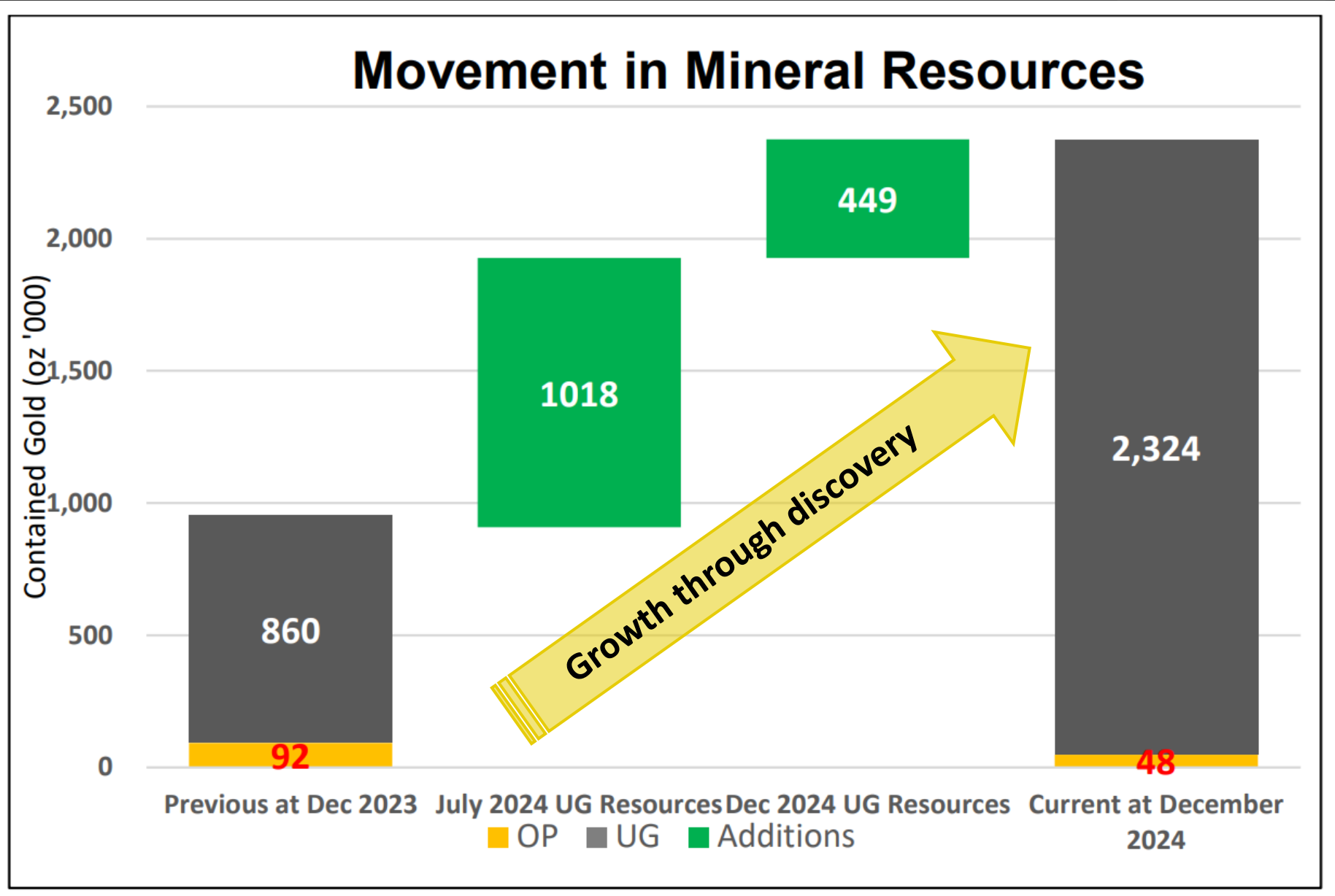


Never Never – Gilbey's
Long Section looking South East

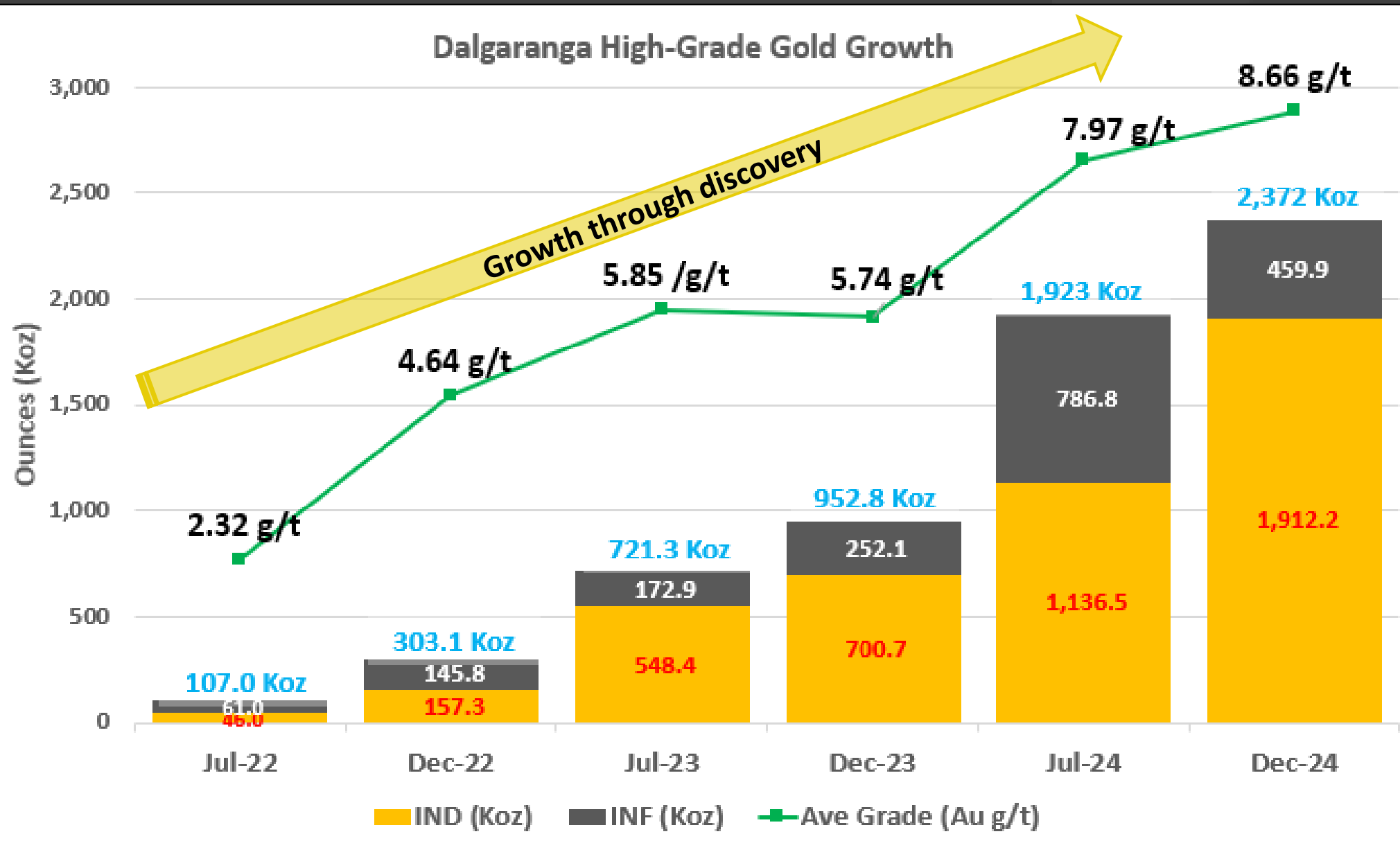


Pepper
Cross Section A-A' +/- 25m
Looking North West

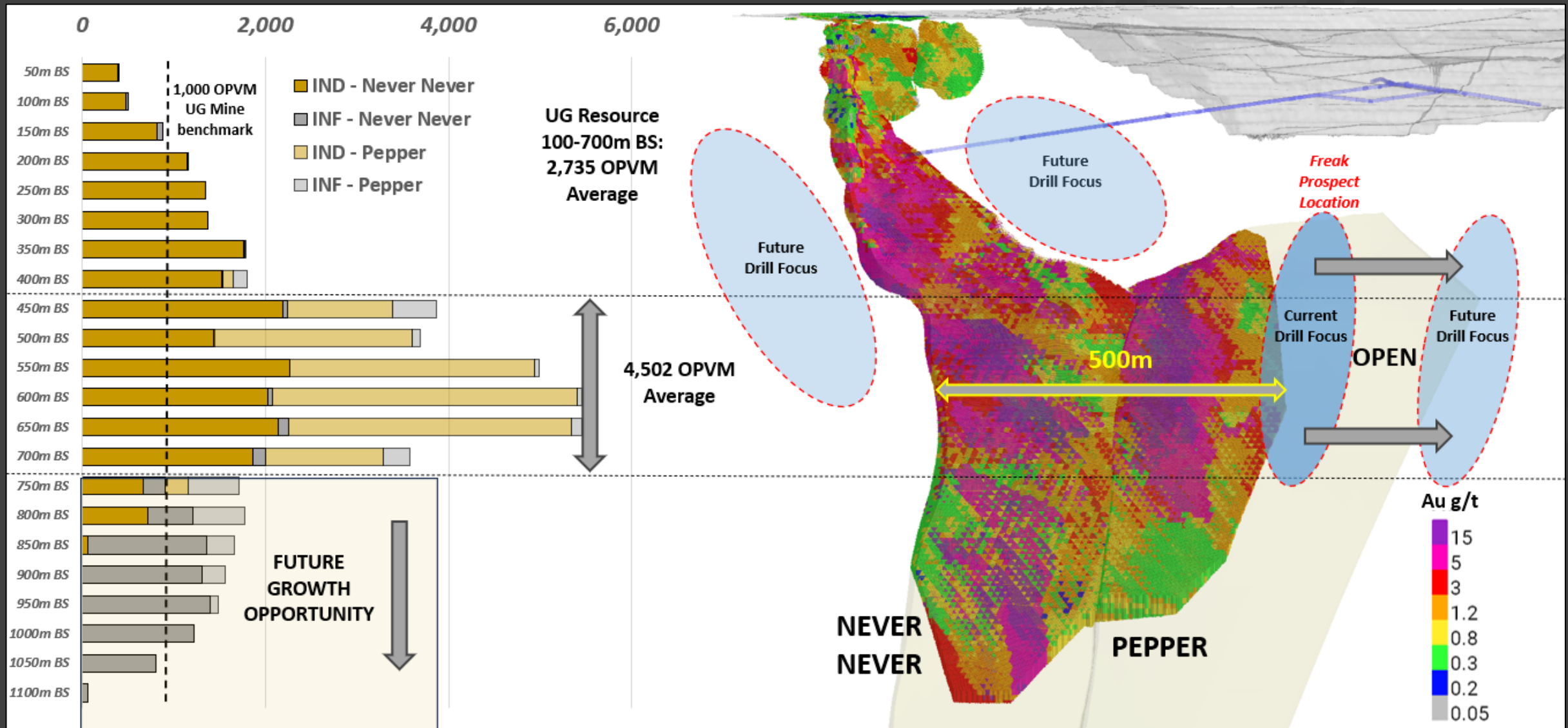
Rapid Growth - Drilling and Discovery



Rapid Growth - Drilling and Discovery



High-grade Underground MRE – Ounces Per Vertical Metre



High-Grade Drilling – Rapid Growth – Discovery Multiplier!

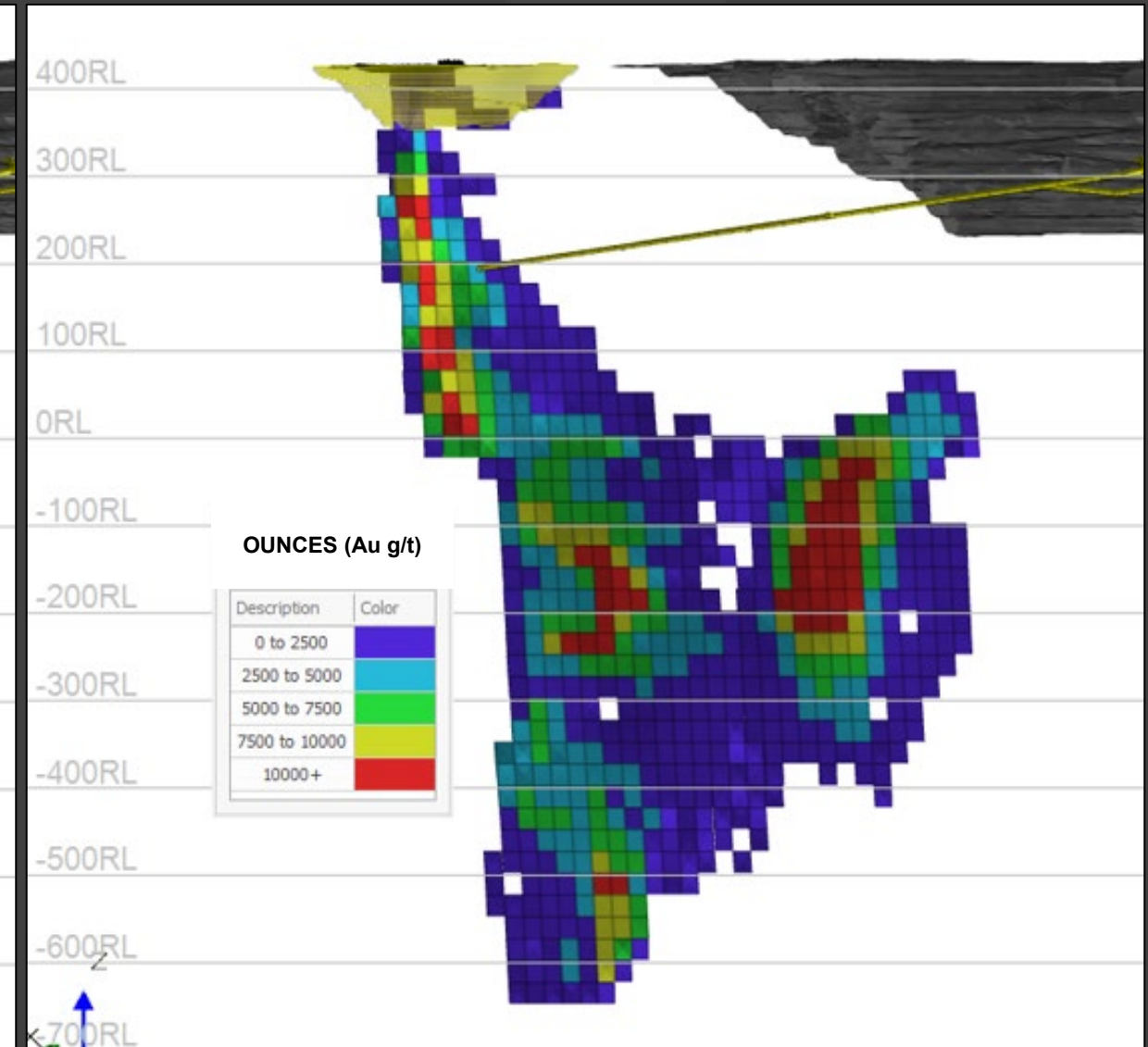
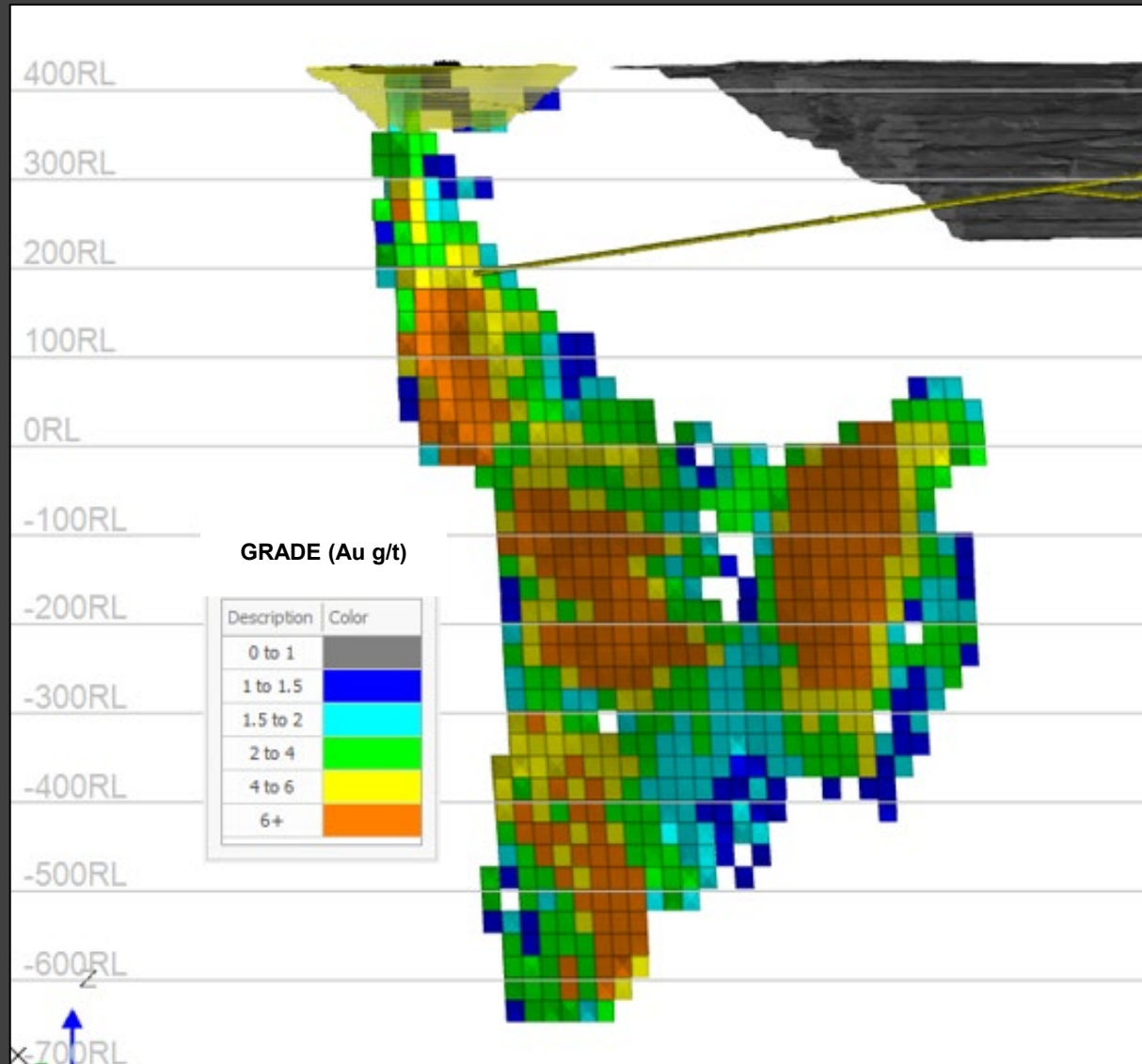


Consistent thick high-grade gold in multiple ore bodies – **Top 20 intercepts¹**

27.01m @ 39.15g/t fr 606m	1,057.44gxm Au (DGDH074)	54.00m @ 6.55g/t fr 116m	353.70gxm Au (DGRC0971)
59.00m @ 12.50g/t fr 138m	737.50gxm Au (DGRC1110)	13.00m @ 25.82g/t fr 624m	335.66gxm Au (DGRC1391-DT)
13.79m @ 46.32g/t fr 601m	638.75gxm Au (DGDH074)	18.54m @ 17.88g/t fr 319m	331.50gxm Au (DGRC1150-DT)
12.58m @ 34.50g/t fr 397m	434.01gxm Au (DGDH032)	29.15m @ 11.09g/t fr 449m	323.27gxm Au (DGRC1183-DT)
19.57m @ 22.06g/t fr 578m	431.71gxm Au (DGDH074-W1)	50.00m @ 6.46g/t fr 144m	323.00gxm Au (DGRC1186)
11.55m @ 36.77g/t fr 875m	424.69gxm Au (DGDH052)	15.85m @ 20.23g/t fr 585m	320.60gxm Au (DGRC1400-DT)
25.24m @ 16.66g/t fr 616m	420.49gxm Au (DGRC1431-DT-W1)	4.00m @ 73.10g/t fr 164m	292.40gxm Au (DGRC1143-DT)
19.67m @ 19.43g/t fr 765m	382.18gxm Au (DGRC1186)	40.00m @ 7.03g/t fr 160m	281.20gxm Au (DGDH037)
30.79m @ 12.12g/t fr 648m	373.17gxm Au (DGRC1431-DT)	17.52m @ 15.86g/t fr 522m	277.87gxm Au (DGRC1432-DT)
18.49m @ 19.63g/t fr 578m	362.96gxm Au (DGDH081)	32.00m @ 8.58g/t fr 167m	274.56gxm Au (DGRC1026)

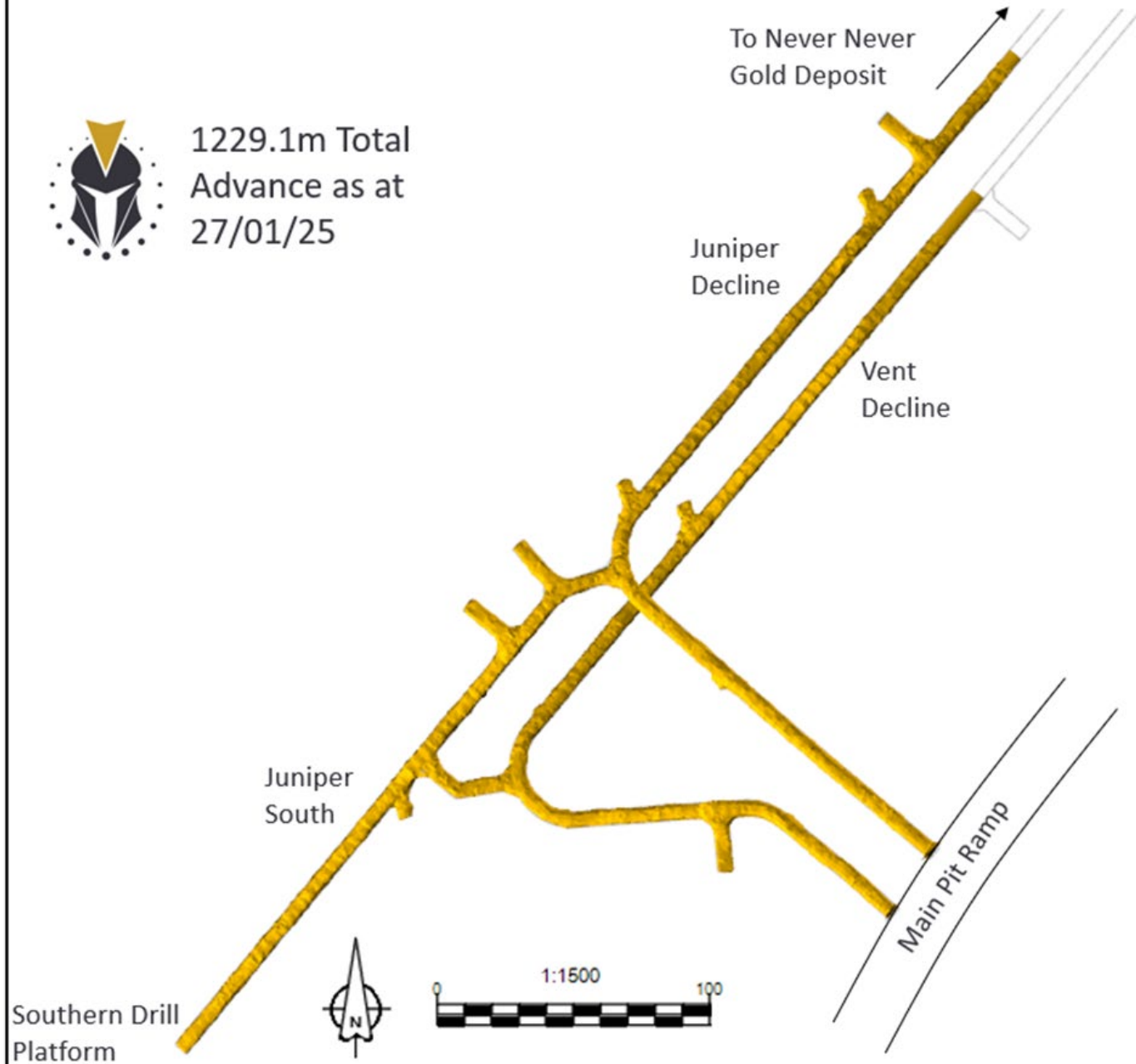
1. ASX releases dated 22 Jun, 09 & 16 Aug, 06 Sep, 24 Oct, 12 Dec (2022), & 02 & 16 & 24 May, 07 Jun, 10 & 24 Jul, 12 Sep, 12 Dec (2023), & 23 Jan, 14 Feb & 04 & 20 Mar, 09 & 16 Apr, 8 & 21 May, 04 & 11 Jun, 09 Jul, 28 Aug and 24 Sep (2024).

High-grade Underground MRE – RPEEE – Stope Optimiser





1229.1m Total
Advance as at
27/01/25



2025 – Strategy – Growth - Plan – Drill & Deliver



- >150,000m of drilling to date – two (three!) high-grade discoveries
- **20,000m surface drilling campaign underway** – up to 3 drill rigs
 - Pepper – Apr '24 discovery – 0.87Moz @ 10.31g/t gold – **drilling**
 - Freak – Nov '24 discovery – volume and grade – **drilling**
 - Northern Corridor – multiple high-grade targets – **needs more drilling**
 - Sly Fox – Historic Open Pit – **open at depth – drilling**
- **Regular news-flow from drilling** – from discovery comes growth!
- **Underground Exploration Drill Drive** – underway & funded
- **Underground Drilling** – 65,000m UG drilling commencing March Qtr - funded
- **Maiden UG Ore Reserve** – feasibility study incl. Never Never and Pepper!
- **Mineral Resource Estimate updates** – every ~6 months – **next June '25**



Capital Raise – Next phase of Growth – **Deliver**


- A\$220m Dec '24 Capital Raise – **Institutional Placement**
- A\$1.32c/share – **4.9% discount to 5-day VWAP**
- Ramelius (ASX: RMS) - largest SPR shareholder – **18.3% > 19.9%**
- Use of funds - **\$220m + existing cash**
 - A\$130.0m – **Mining** – 10,000m of underground development
 - A\$70.0m – **Processing** – long-lead items, ball-mill, paste plant etc
 - A\$42.5m – **Drilling** – surface and underground – 50km/130km
 - A\$4.5m – **Royalty Buy-Back** – 20% of 2.5% royalty
 - A\$34.0m – **Working Capital/Corporate** – the right people – the right plan
 - A\$9.0m – **Transaction Cost** – 4.0%



Spartan Investment – **Facts** – Drill – Discover - Deliver

- **High-Grade** 2.32Moz @ 9.32g/t gold – NN/Pepper – growing
- **Infrastructure** 6yr old CIL processing plant with gravity circuit
- **Ounces** 2.87Moz @ 5.61g/t within 2.5km of processing plant
- **Growth** 0 to 2.32Moz HG < 24 months – open – massive potential
- **Team** Proven Discovery and Mining Specialists
- **Value** +1,400% ROI from Feb '23
- **Catalysts** Newsflow, discovery, rapid growth – we create re-rates!
- **Future** Define – Drill – Discover – Deliver – Develop – Drill!

High-Grade – Infrastructure – Funded – Actively Drilling





CONTACT

Level 1, 87 Colin St
West Perth WA 6005

T: +61 8 9481 3434

E: admin@spartan1.com.au

www.spartan1.com.au

ASX : SPR



Group Mineral Resources as at 2 December 2024



Region	Project	Deposit	Indicated			Inferred			Total		
			Tonnes (Mt)	g/t Au	Koz (Au)	Tonnes (Mt)	g/t Au	Koz (Au)	Tonnes (Mt)	g/t Au	Koz (Au)
Murchison	Dalgaranga Gold Project	Never Never ¹	3.96	8.64	1,099.7	1.16	9.41	351.2	5.12	8.81	1,450.9
		Pepper ¹	1.96	12.18	767.2	0.68	4.89	106.2	2.64	10.31	873.4
		HG UG Subtotal	5.92	9.81	1,866.9	1.84	7.74	457.4	7.76	9.32	2,324.3
		Four Pillars ²	1.02	1.85	61.0	0.84	2.22	59.6	1.86	2.02	120.6
		West Winds ²	2.28	1.95	143.0	1.13	1.81	66.0	3.41	1.91	209.0
		Applewood ²	0.57	1.78	32.6	0.26	1.65	13.8	0.83	1.74	46.3
		Plymouth ²	0.01	2.91	1.0	0.11	3.22	11.1	0.12	3.19	12.0
		Sly Fox ²	0.12	3.06	11.5	1.05	2.88	97.3	1.17	2.90	108.8
		UG Total	9.93	6.63	2,116.1	5.22	4.20	705.2	15.14	5.79	2,821.2
		Never Never OP ¹	0.67	2.10	45.3	0.09	0.88	2.5	0.76	1.96	47.8
		DGP Total	10.60	6.34	2,161.4	5.31	4.14	707.7	15.90	5.61	2,869.0
	Archie Rose	Archie Rose OP ³				1.21	1.01	39.1	1.21	1.01	39.1
	Yalgoo	Melville OP ⁴	3.35	1.49	160.4	1.88	1.37	83.2	5.24	1.45	243.6
GROUP TOTAL			13.96	5.17	2,321.8	8.40	3.07	830.0	22.34	4.39	3,151.7

Cut-off grades:

1. For Never Never and Pepper, in-situ reporting cut-off grades are >0.5g/t Au for Open Pit and >2.0g/t Au for Underground;
2. For Four Pillars, West Winds, Applewood, Plymouth and Sly Fox, in-situ reporting cut-off grade is >1.2g/t Au for Underground;
3. For Archie Rose, in-situ reporting cut-off grade is >0.5g/t Au; and
4. For Melville, in-situ reporting cut-off grade is 0.7g/t Au.

Competent Persons Statement



The Mineral Resource estimates for the Never Never and Pepper Gold Deposits are extracted from the ASX announcement made on 2 December 2024 titled “High-Grade Resource Hits 2.37Moz @ 8.7g/t as Pepper Soars 99% to 873,400oz @ 10.3g/t” is based on information compiled under the supervision of Mr Nicholas Jolly. The Company confirms that it is not aware of any new information or data that materially affects the information included in this market announcement and that all material assumptions and technical parameters underpinning the estimate in this announcement continue to apply and have not materially changed.

The Mineral Resource estimates for Four Pillars, West Winds, Applewood, Plymouth and Sly Fox Deposits referred to in this announcement are extracted from the ASX announcement made on 23 July 2024 titled “High-grade focus delivers 2.48Moz @ 4.79g/t – 47% increase in ounces and 91% in grade”. The Company confirms that it is not aware of any new information or data that materially affects the information included in this market announcement and that all material assumptions and technical parameters underpinning the estimate in this announcement continue to apply and have not materially changed.

The Mineral Resource estimates for the Archie Rose deposit referred to in this announcement are extracted from the ASX announcement dated 8 September 2022 and titled “Gold Resources increase by 15.6% to 1.37Moz with Resource Grade up by 29%”. The Company confirms that it is not aware of any new information or data that materially affects the information included in the original market announcement and that all material assumptions and technical parameters underpinning the estimate in the original market announcement continue to apply and have not materially changed. Information in this announcement relating to exploration results from the Dalgaranga Gold Project (Gilbey’s, Four Pillars, West Winds, Applewood, Plymouth, Sly Fox and Never Never / Pepper deposits) are based on, and fairly represents data compiled by Spartan’s Exploration Manager Mr Monty Graham, who is a member of The Australasian Institute of Mining and Metallurgy. Mr Graham has sufficient experience which is relevant to the style of mineralisation and type of deposit under consideration and to the activity which they are undertaking to qualify as a Competent Person under the 2012 Edition of the Australasian Code for reporting of Exploration Results. Mr Graham consents to the inclusion of the data in the form and context in which it appears.

The Mineral Resource estimate for the Yalgoo Gold Project referred to in this announcement is extracted from the ASX announcement dated 6 December 202 and titled “24% Increase in Yalgoo Gold Resource to 243,613oz Strengthens Dalgaranga Growth Pipeline”. The Company confirms that it is not aware of any new information or data that materially affects the information included in the original market announcement and that all material assumptions and technical parameters underpinning the estimate in the original market announcement continue to apply and have not materially changed.