



ABN: 80 146 287 809

# Interim Consolidated Financial Statements

for the half year ended 31 December 2024

# Contents

Directors' Report	3
Auditor's Independence Declaration	6
Financial Report	7
Statement of Profit or Loss and Other Comprehensive Income	7
Statement of Financial Position	8
Statement of Changes in Equity	9
Statement of Cash Flows	10
Notes to the Consolidated Financial Statements	11
Directors' Declaration	24
Independent Auditor's Review Report	25
Corporate Information	27

This Report covers Core Lithium Ltd ("Core", the "Parent" or the "Company") and its subsidiaries, collectively referred to as "the Group".

The financial report is presented in Australian dollars.

Its registered office and principal place of business is:

Core Lithium Ltd  
Level 9, 2 Mill Street Perth 6000  
Western Australia

# Directors' Report

Your Directors present their report together with the financial statements of the consolidated entity being Core Lithium Ltd (“Core” or “the Company”) and its controlled entities (“the Group”) for the half year ended 31 December 2024 (“Half Year”) and the Independent Auditor’s Review Report therein.

## Directors

The Directors of the Company who held office during the Half Year and up to the date of this report are stated below. Directors were in office for this entire period unless otherwise stated.

Greg English	Non-Executive Chair
Heath Hellewell	Non-Executive Director
Malcolm McComas	Non-Executive Director
Alicia Sherwood	Non-Executive Director (appointed 1 December 2024)

## Review of operations and financial results for the period

Core is the 100% owner of the Finniss Lithium Operation (“Finniss” or the “Project”), located 88km by road from the Darwin Port in the Northern Territory. Finniss Project is a multi-mine, hard rock lithium operation and includes a modern processing plant with associated infrastructure.

### Finniss Operations

The Half Year to 31 December 2024 was underpinned by significant operational and corporate activity as the Group transitioned to prioritising the safe preservation of Finniss Project in a restart ready state following the cessation of operating activities in response to the fall in the lithium price in June 2024.

Key operational activities over the Half Year included condition assessments of plant pumping infrastructure to support restart preparations and equipment servicing to ensure the reliability of power generation systems. Capital purchases of power generators were completed to replace hired equipment, reducing operating costs and delivering long-term savings. Additionally, a water management plan was developed to ensure infrastructure remains in good condition and water levels are aligned with restart requirements.

### Sustainability

During the Half Year, compliance with all regulatory commitments remained a priority for the Finniss site team. Core maintained a strong focus on safety performance and reported no lost time injuries or significant environmental incidents and two minor safety incidents. during the period.

Environmental compliance remained a key focus across the period, with ongoing monitoring and data reporting on water management and pollutant inventories. Preparations for the wet season was a focus, including ensuring water storage capacity, pipework repairs, deployment of pumps, and sediment control measures. A submersible pump was installed in Grants open pit to facilitate water transfer to surface storage, and water treatment activities were conducted to optimise chemistry for dilution management.

### Restart Study

Core is now advancing a restart strategy for Finniss Project, designed to enhance the operation across operating costs, efficiency, product quality and sustainability. This will enable readiness to resume operations in improved lithium market conditions, subject to favourable results from the restart study and the ability to raise funds to recommence operations. Significant advancements in both mining and processing workstreams to support these objectives were made during the period.

Key optimisation activities are advancing for the BP33 underground mine with a focus on capital and operating cost reductions, design refinements, efficient sequencing, dewatering strategy and ventilation. Parallel efforts at the Grants open pit are focused on improved mining and drill and blast practices, pit wall design, and cut-off grade adjustments to enhance project returns.

The ongoing work to date on processing continues to align with our stated aim of delivering a more efficient, lower-cost operation at Finniss. Further updates on this work’s progress will be shared as the Restart Study proceeds.

In September 2024, Core reported an Ore Reserve Estimate update which resulted in significant ore reserve growth in the BP33 underground mine that provides a strong foundation for the Restart Study.

The Restart Study remains on track for completion by Q4FY25. These efforts seek to ensure the Finnis Project is well-positioned for a successful restart and aligned with evolving market conditions.

## Exploration

Exploration activities during the Half Year were aimed at expanding Mineral Resources and testing high-priority targets. Drilling efforts targeted lithium and gold prospects, with significant programs completed at Blackbeard, Shoobridge and regional tenements near the Finnis Project. At Blackbeard, drilling intersected high-grade lithium-bearing pegmatites over potentially mineable widths, highlighting the opportunity for the future expansion of lithium resources at Finnis. Geochemical and geophysical programs continue to identify new targets across the Finnis Project area.

Drilling at Shoobridge confirmed broad zones of shallow, gold mineralisation, within a much larger prospective trend.

All results from exploration activities in the period are being reviewed to inform Core's upcoming exploration strategy.

## Results of Operation

Total consolidated comprehensive loss of the Group for the six months to 31 December 2024 was \$17.2 million (31 December 2023: total consolidated comprehensive loss of \$167.6 million).

The Company's basic loss per share was 0.82 cents per share (31 December 2023: loss of 8.16 cents per share). No dividend has been paid during or is recommended for the half-year ended 31 December 2024 in line with the previous period.

## Financial Position

As at 31 December 2024, Core had cash of \$49.7 million and ore stockpile inventory with a net realisable value of \$5.5 million. Significant cash flows during the half-year include:

- \$17.1 million of one-off non-recurring cost related to the operational transition.
- Royalty payments of \$4.8 million relating to FY23 and FY24
- Capital purchases of \$1.5 million mainly related to the power generators
- Finnis site and maintenance costs of \$6.7 million
- Exploration expenditure of \$5.7 million

## Corporate

In September 2024, Core purchased 7.6 million shares in Charger Metals NL (ASX:CHR) (Charger) held by Lithium Australia Ltd (ASX:LIT) (Lithium Australia) (name changed to Livium Ltd) (Charger Shares) through the issue of 6.08 million Core shares to Lithium Australia (being 0.8 Core shares for each Charger Share).

During the Half Year, James Bruce joined Core as Chief Operating Officer. Mr Bruce is a highly experienced mining engineer and corporate executive with over 30 years in the industry. Immediately prior to joining Core, he was Executive General Manager – Corporate Development at Mineral Resources Ltd.

On 1 December 2024, the Core Lithium Board appointed Alicia Sherwood as a Non-Executive Director. Ms Sherwood brings over 25 years of experience across the private, public, and not-for-profit sectors, with a strong focus on stakeholder management, governance, and leadership and her most recent role was General Manager of Core's Finnis Lithium Mine.

## Significant changes to the state of affairs

There have been no changes in the state of affairs of the Group that occurred during the Half Year under review not otherwise disclosed in this Directors' Report.

## Rounding of amounts

Amounts in this report and the accompanying financial report have been rounded to the nearest thousand dollars (\$'000) unless otherwise stated under the option available to the Company under ASIC Corporations (Rounding in Financial/Directors' Report) Instrument 2016/191. The Company is an entity to which the instrument applies.

## Events arising since the end of the reporting date

Since the end of the period and to the date of this report, no matters or circumstances have arisen that have significantly affected, or may significantly affect, the operations of the Group, the results of operation or the state of affairs of the Group in subsequent periods.

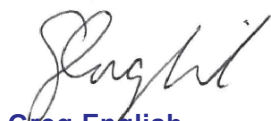
## Forward-looking statements

This release contains certain statements that may constitute "forward-looking statements", including statements about trends in commodity prices and currency exchange rates; demand for commodities; production forecasts; plans, strategies and objectives of management; capital costs and scheduling; operating costs; anticipated productive lives of projects, mines and operations; and provisions and contingent liabilities.

These forward-looking statements reflect expectations at the date of this report. However, they are not guarantees or predictions of future performance. They involve known and unknown risks, uncertainties and other factors, many of which are beyond our control, and which may cause actual results to differ materially from those expressed in the statements contained in this report.

Readers are cautioned not to put undue reliance on forward-looking statements. Core makes no representation, guarantee, warranty or assurance, express or implied, as to the accuracy or likelihood of the forward-looking statements or any outcomes expressed or implied in any forward-looking statements contained in this report being achieved or proved to be correct.

Except as required by applicable laws or regulations, Core does not undertake to publicly update or review any forward-looking statements, whether as a result of new information or future events. Past performance cannot be relied on as a guide to future performance, and Core cautions against reliance on any forward-looking statements or guidance.



**Greg English**

*Non-Executive Chair*

**28 February 2025**

---

**Grant Thornton Audit Pty Ltd**  
Grant Thornton House  
Level 3  
170 Frome Street  
Adelaide SA 5000  
GPO Box 1270  
Adelaide SA 5001  
T +61 8 8372 6666

## Auditor's Independence Declaration


### To the Directors of Core Lithium Limited

In accordance with the requirements of section 307C of the *Corporations Act 2001*, as lead auditor for the review of Core Lithium Limited for the half-year ended 31 December 2024, I declare that, to the best of my knowledge and belief, there have been:

- a no contraventions of the auditor independence requirements of the *Corporations Act 2001* in relation to the review; and
- b no contraventions of any applicable code of professional conduct in relation to the review.



GRANT THORNTON AUDIT PTY LTD  
Chartered Accountants



J L Humphrey  
Partner – Audit & Assurance

Adelaide, 28 February 2025

**[www.grantthornton.com.au](http://www.grantthornton.com.au)**  
**ACN-130 913 594**

Grant Thornton Audit Pty Ltd ACN 130 913 594 a subsidiary or related entity of Grant Thornton Australia Limited ABN 41 127 556 389 ACN 127 556 389. 'Grant Thornton' refers to the brand under which the Grant Thornton member firms provide assurance, tax and advisory services to their clients and/or refers to one or more member firms, as the context requires. Grant Thornton Australia Limited is a member firm of Grant Thornton International Ltd (GTIL). GTIL and the member firms are not a worldwide partnership. GTIL and each member firm is a separate legal entity. Services are delivered by the member firms. GTIL does not provide services to clients. GTIL and its member firms are not agents of, and do not obligate one another and are not liable for one another's acts or omissions. In the Australian context only, the use of the term 'Grant Thornton' may refer to Grant Thornton Australia Limited ABN 41 127 556 389 ACN 127 556 389 and its Australian subsidiaries and related entities. Liability limited by a scheme approved under Professional Standards Legislation.

# STATEMENT OF PROFIT OR LOSS AND OTHER COMPREHENSIVE INCOME

For the half year ended 31 December 2024

	Notes	31 December 2024 \$'000	31 December 2023 \$'000
Revenue from contracts with customers	3	-	183,836
Quotational period adjustments	4	(2,421)	(49,040)
Cost of sales	5	-	(132,613)
<b>Gross (loss)/profit</b>		<b>(2,421)</b>	<b>2,183</b>
Interest income		542	3,060
Other income		120	1,161
Site related expenses	6	(7,855)	(2,305)
Royalties	7	1,030	(3,439)
Onerous contracts provision expense	15	-	(27,582)
General and administration expenses	8	(7,296)	(13,812)
Impairment of non-financial assets		-	(119,647)
Impairment of capitalised exploration expense	12	-	(792)
Inventory net realisable value movement	10	(678)	-
Finance costs		(926)	(1,451)
Foreign currency gain/(loss)		363	(134)
<b>Loss before income tax expense</b>		<b>(17,121)</b>	<b>(162,758)</b>
Income tax expense		-	(4,862)
<b>Net loss for the period</b>		<b>(17,121)</b>	<b>(167,620)</b>
Other comprehensive income		(84)	-
<b>Total comprehensive loss for the period</b>		<b>(17,205)</b>	<b>(167,620)</b>
<b>Loss per share from continuing operations</b>			
Basic loss per share (cents)		(0.82)	(8.16)
Diluted loss per share (cents)		(0.82)	(8.16)

*This statement should be read in conjunction with the notes to the financial statements.*

# STATEMENT OF FINANCIAL POSITION

As at 31 December 2024

	Notes	31 December 2024 \$'000	30 June 2024 \$'000
<b>ASSETS</b>			
<b>Current assets</b>			
Cash and cash equivalents		49,730	87,606
Other receivables		805	1,460
Other financial assets	9	570	570
Inventories	10	8,016	8,533
Other assets	11	1,540	1,337
<b>Total current assets</b>		<b>60,661</b>	<b>99,506</b>
<b>Non-current assets</b>			
Other assets	11	11,581	11,922
Other financial assets	9	600	-
Inventories	10	3,062	2,708
Exploration and evaluation assets	12	83,764	77,945
Plant, equipment, and mine development assets	13	127,962	131,877
<b>Total non-current assets</b>		<b>226,969</b>	<b>224,452</b>
<b>TOTAL ASSETS</b>		<b>287,630</b>	<b>323,958</b>
<b>LIABILITIES</b>			
<b>Current liabilities</b>			
Trade and other payables		5,333	16,623
Financial liabilities		-	661
Other liabilities		-	918
Lease liabilities	14	563	477
Provisions	15	26,617	19,123
<b>Total current liabilities</b>		<b>32,513</b>	<b>37,802</b>
<b>Non-current liabilities</b>			
Lease liabilities	14	2,670	3,057
Provisions	15	11,955	26,227
<b>Total non-current liabilities</b>		<b>14,625</b>	<b>29,284</b>
<b>TOTAL LIABILITIES</b>		<b>47,138</b>	<b>67,086</b>
<b>NET ASSETS</b>		<b>240,492</b>	<b>256,872</b>
<b>EQUITY</b>			
Issued capital	16	479,240	478,632
Reserves		1,313	1,620
Accumulated losses		(240,061)	(223,380)
<b>TOTAL EQUITY</b>		<b>240,492</b>	<b>256,872</b>

This statement should be read in conjunction with the notes to the financial statements.



# STATEMENT OF CHANGES IN EQUITY

For the half year ended 31 December 2024

2024	Issued capital \$'000	Reserves \$'000	Accumulated losses \$'000	Total equity \$'000
Balance at 1 July 2024	478,632	1,620	(223,380)	256,872
Issuance of shares	608	-	-	608
Performance rights and options issued to officers and employees at fair value	-	321	-	321
Lapse of performance rights at fair value	-	(440)	440	-
Forfeit of performance rights at fair value	-	(104)	-	(104)
Transactions with owners	<b>479,240</b>	<b>1,397</b>	<b>(222,940)</b>	<b>257,697</b>
<b>Comprehensive income:</b>				
Total loss	-	-	(17,121)	(17,121)
Total other comprehensive income	-	(84)	-	(84)
<b>Balance 31 December 2024</b>	<b>479,240</b>	<b>1,313</b>	<b>(240,061)</b>	<b>240,492</b>

2023	Issued capital \$'000	Reserves \$'000	Accumulated losses \$'000	Total equity \$'000
Balance at 1 July 2023	370,940	532	(16,550)	354,922
Issue of shares - share placement	100,000	-	-	100,000
Issue of shares - shares purchase plan (SPP)	11,368	-	-	11,368
Issue costs – net of tax	(3,676)	-	-	(3,676)
Performance rights issued to officers and employees at fair value	-	610	-	610
Lapse of performance rights at fair value	-	(184)	184	-
Transactions with owners	<b>478,632</b>	<b>958</b>	<b>(16,366)</b>	<b>463,224</b>
<b>Comprehensive income:</b>				
Total loss	-	-	(167,620)	(167,620)
Total other comprehensive income	-	-	-	-
<b>Balance 31 December 2023</b>	<b>478,632</b>	<b>958</b>	<b>(183,986)</b>	<b>295,604</b>

This statement should be read in conjunction with the notes to the financial statements.

# STATEMENT OF CASH FLOWS

For the half year ended 31 December 2024

	31 December 2024 \$'000	31 December 2023 \$'000
<b>Operating activities</b>		
Receipts from customers	468	123,586
Repayments to customers	(3,496)	(55,836)
Interest received	542	3,060
Payments to suppliers and employees	(27,518)	(125,048)
Interest paid	(38)	(549)
<b>Net cash used in operating activities</b>	<b>(30,042)</b>	<b>(54,787)</b>
<b>Investing activities</b>		
Payments for plant, equipment, and mine development assets	(1,508)	(53,839)
Payments for capitalised exploration and evaluation expenditure	(5,676)	(22,495)
Proceeds from disposal of plant and equipment	-	42
Payments for financial assets	(76)	-
Government co-funding grants repaid <sup>1</sup>	(918)	-
Proceeds from environmental and security bonds	341	-
Payments for environmental and security bonds	-	(530)
<b>Net cash used in investing activities</b>	<b>(7,837)</b>	<b>(76,822)</b>
<b>Financing activities</b>		
Proceeds from the issue of share capital	-	111,368
Proceeds from exercise of options	-	-
Payments of share issue transaction costs	-	(3,675)
Payments of lease liabilities	(316)	(2,670)
<b>Net cash from financing activities</b>	<b>(316)</b>	<b>105,023</b>
<b>Net change in cash and cash equivalents</b>	<b>(38,195)</b>	<b>(26,586)</b>
Net foreign exchange difference	319	(1,374)
Cash and cash equivalents at the beginning of the period	87,606	152,786
<b>Cash and cash equivalents at the end of the period</b>	<b>49,730</b>	<b>124,826</b>

*This statement should be read in conjunction with the notes to the financial statements.*

<sup>1</sup> Repayment of unused funds received under the Federal Government's Modern Mining Initiative (MMI).

# NOTES TO THE CONSOLIDATED FINANCIAL STATEMENTS

For the half year ended 31 December 2024

## 1 Statement of significant accounting policies

### a) Reporting entity

Core Lithium Ltd (the “Company”) is a listed public company registered and domiciled in Australia. These consolidated interim financial statements (“interim financial statements”) as at and for the 6 months ended 31 December 2024 comprise the Company and its subsidiaries (together referred to as the “Group”).

The Group is an Australian hard-rock lithium mining company that owns and operates the Finniss Lithium Project on the Cox Peninsula, 88km south-west of the Darwin Port in the Northern Territory.

### b) General information and basis of preparation

The interim financial statements of the Group are for the six months ended 31 December 2024 and are presented in Australian dollars (\$) which is the functional currency of the Group. The amounts contained in the financial report have been rounded to the nearest \$1,000 (where rounding is applicable) where noted (\$000). These general purpose interim financial statements have been prepared in accordance with the requirements of the *Corporations Act 2001 (Cth)* and *AASB 134 - Interim Financial Reporting*.

They do not include all the information required in annual financial statements in accordance with AASB and should be read in conjunction with the consolidated financial statements of the Group for the year ended 30 June 2024 and any public announcements made by the Group during the Half Year in accordance with the continuous disclosure requirements arising under the Australian Securities Exchange Listing Rules and the Corporations Act 2001 (Cth). The Group is a for profit entity for the purposes of preparing its financial statements.

The interim financial statements have been approved and authorised for issue by the board of directors on 28 February 2025.

### c) Critical accounting estimates and judgements

The Directors evaluate estimates and judgements incorporated into the interim financial report based on historical knowledge and best available current information. Estimates assume a reasonable expectation of future events and are based on current trends of economic data, obtained both externally and within the Group.

# NOTES TO THE CONSOLIDATED FINANCIAL STATEMENTS

For the half year ended 31 December 2024

## 2 Operating segments

Management has determined the operating segments based on internal reports about components of the Group that are regularly reviewed by the CEO as Chief Operating Decision Maker (CODM), to make strategic decisions. The Group has identified two reportable segments of its business:

- Finniss Lithium Project: care and maintenance and dewatering of existing infrastructure of Grants operations.
- Exploration: exploration and evaluation of primarily lithium mineralisation.

The CODM monitors performance in these areas separately. Unless stated otherwise, all amounts reported to the CODM are determined in accordance with accounting policies that are consistent with those adopted in the annual financial statements of the Group. Operating segment performance details for the six-month periods ended 31 December 2024 and 31 December 2023 are set out below:

### Segment results

	Finniss Lithium Project	Exploration	Total
	\$'000	\$'000	\$'000
<b>December 2024 Segment results</b>			
Segment revenue	(2,421)	-	(2,421)
Cost of sales	-	-	-
Gross loss	(2,421)	-	(2,421)
Inventory net realisable value movement	(678)	-	(678)
Other operating expenses	(6,825)	-	(6,825)
Segment margin	(9,924)	-	(9,924)
Interest income			542
Other income			120
General and administration expense			(7,296)
Finance costs			(926)
Foreign currency gain			363
<b>Loss before tax</b>			<b>(17,121)</b>

	Finniss Lithium Project	Exploration	Total
	\$'000	\$'000	\$'000
<b>December 2023 Segment results</b>			
Segment revenue	134,796	-	134,796
Cost of sales	(132,613)	-	(132,613)
Gross profit	2,183	-	2,183
Exploration and evaluation assets and impairment	-	(792)	(792)
Other operating expenses	(5,744)	-	(5,744)
Onerous and general contract expenses	(27,582)	-	(27,582)
Impairment of non-financial assets	(119,647)	-	(119,647)
Segment margin	(150,790)	(792)	(151,582)
Interest income			3,060
Other income			1,161
General and administration expense			(13,812)
Finance costs			(1,451)
Foreign currency loss			(134)
<b>Loss before tax</b>			<b>(162,758)</b>

# NOTES TO THE CONSOLIDATED FINANCIAL STATEMENTS

For the half year ended 31 December 2024

## 2 Operating segments (cont.)

Operating segment assets are reconciled to total assets as follows:

	31 December 2024 \$'000	30 June 2024 \$'000
<b>Segment assets</b>		
Finniss Lithium Project	160,087	164,596
Exploration	71,949	66,131
<b>Total segment assets</b>	<b>232,036</b>	<b>230,727</b>
<i>Unallocated assets:</i>		
Cash and cash equivalents	49,730	87,606
Other receivables	421	203
Other financial assets	1,170	570
Other assets	1,247	1,531
Plant and equipment assets	3,026	3,321
<b>Total assets</b>	<b>287,630</b>	<b>323,958</b>

Operating segment liabilities are reconciled to total liabilities as follows:

	31 December 2024 \$'000	30 June 2024 \$'000
<b>Segment liabilities</b>		
Finniss Lithium Project	41,522	60,335
Exploration	26	21
<b>Total segment liabilities</b>	<b>41,548</b>	<b>60,356</b>
<i>Unallocated liabilities:</i>		
Trade and other payables	2,021	2,068
Financial liabilities	-	918
Lease liabilities	3,013	3,234
Provisions	555	510
<b>Total liabilities</b>	<b>47,137</b>	<b>67,086</b>

# NOTES TO THE CONSOLIDATED FINANCIAL STATEMENTS

For the half year ended 31 December 2024

## 3 Revenue

	31 December 2024 \$'000	31 December 2023 \$'000
Revenue from contracts with customers	-	183,836
<b>Total revenue from contracts with customers</b>	<b>-</b>	<b>183,836</b>

The Group generates revenue from sales of both spodumene concentrate and lithium fines sold to customers.

In accordance with *AASB 15 Revenue from Contracts with Customers*, revenue is recognised when control of the product has passed to the customer based upon the agreed free on board (FOB) or cost, insurance and freight (CIF) terms based on the individual contract with each customer. For CIP shipments there are two performance obligations, the first recognised when the product is loaded onto the ship, and the second with revenue related to shipping and insurance recognised over the period of the journey to the buyer. Some customers contracts may contain provisional pricing terms, with the final pricing determined when the relevant pricing information is available.

## 4 Quotational period adjustment

	31 December 2024 \$'000	31 December 2023 \$'000
Quotational period adjustments	(2,421)	(49,040)
<b>Total quotational period adjustments</b>	<b>(2,421)</b>	<b>(49,040)</b>

A proportion of the Group's sales are provisionally priced, where the final price is referenced to a future market-based index price. Adjustment to the sales price occurs based on movements in the index price up to the end of the quotational period (QP). These are referred to as provisional pricing arrangements and are such that the selling price for the spodumene concentrate and lithium fines are determined on a specified future date after shipment to the customer. Adjustments to the sales price therefore occur up until the end of the QP. The period between provisional pricing and the end of the QP is generally between two and three months. Revenue is measured at the amount to which the Group expects to be entitled at the end of the QP, being the estimated forward price at the date the revenue is recognised. For provisional pricing arrangements, any future changes that occur over the QP are embedded within trade receivables are measured at fair value through profit or loss. Subsequent changes in the fair value of provisionally priced trade receivables are recognised in revenue but are presented separately to revenue from contracts with customers.

Changes in fair value over the term of the provisionally priced trade receivable are estimated by reference to movements in the index price as well as taking into account relevant over fair value consideration including interest rate and credit risk adjustments.

# NOTES TO THE CONSOLIDATED FINANCIAL STATEMENTS

For the half year ended 31 December 2024

## 5 Cost of sales

	31 December 2024 \$'000	31 December 2023 \$'000
Mining costs	-	68,908
Processing costs	-	24,233
Port costs	-	8,808
Net inventory movement	-	(2,778)
Employee benefits expense	-	2,461
Depreciation and amortisation expense	-	33,538
Mining cost deferral	-	(2,557)
<b>Total cost of sales</b>	<b>-</b>	<b>132,613</b>

## 6 Site related expenses

	31 December 2024 \$'000	31 December 2023 \$'000
Demobilisation expense a	-	2,305
Site care and maintenance expense	7,855	-
<b>Total site related expenses</b>	<b>7,855</b>	<b>2,305</b>

- a) Demobilisation expense relates to the costs associated with the suspension of mining activities across a range of contractors at site.

## 7 Royalties

	31 December 2024 \$'000	31 December 2023 \$'000
Royalties a	(1,030)	3,439
<b>Total royalties</b>	<b>(1,030)</b>	<b>3,439</b>

- a) This amount relates to reversal of previously recorded provision for expected royalties. The Northern Territory Revenue Office (TRO) advised Core by a Notice of Assessment that the expected royalty payable relating to the year ended 30 June 2023 was reduced by \$1.03 million. The Company is in ongoing discussions with the Northern Territory Government regarding the remaining payable balance, aiming to negotiate a reduction in the outstanding amount.

# NOTES TO THE CONSOLIDATED FINANCIAL STATEMENTS

For the half year ended 31 December 2024

## 8 General and administration expense

	31 December 2024 \$'000	31 December 2023 \$'000
Salaries and wages expense	1,672	3,796
Superannuation expense	359	547
Director fees	196	251
Other employee benefits	805	1,352
Consulting expenses	1,591	1,858
Travel costs	64	642
Administration costs	2,140	4,658
Non-site depreciation expense	252	97
Share-based payment expense	217	611
<b>Total general and administration expense</b>	<b>7,296</b>	<b>13,812</b>

## 9 Other financial assets

	31 December 2024 \$'000	30 June 2024 \$'000
<b>Current</b>		
Term deposits a	570	570
	<b>570</b>	<b>570</b>
<b>Non-current</b>		
Equity investments b	600	-
	<b>600</b>	-
<b>Total other financial assets</b>	<b>1,170</b>	<b>570</b>

- a) The Group holds cash in term deposits used as bank guarantees provided by the Group in favour of service providers for leased premises.
- b) In September 2024, the Company acquired 7.6 million shares in Charger Metals NL (CHR) held by Livium Ltd (previously Lithium Australia) through the issue of 6.08 million Core shares to Livium Ltd. This represents approximately 9.8% shareholding in CHR by Core. In November 2024, the Company participated its proportional share of CHR's partly paid entitlement issue. The equity investments were irrevocably designated at fair value through other comprehensive income (FVOCI) as they are not held for trading and the Group intends to hold the investments long-term for strategic purposes.



# NOTES TO THE CONSOLIDATED FINANCIAL STATEMENTS

For the half year ended 31 December 2024

## 10 Inventories

		31 December 2024 \$'000	30 June 2024 \$'000
<b>Current</b>			
Product inventory - finished goods - at NRV	a	5,488	6,018
Consumables - at cost		2,528	2,515
		<b>8,016</b>	<b>8,533</b>
<b>Non-current</b>			
Consumables – at cost		3,062	2,708
		<b>3,062</b>	<b>2,708</b>
<b>Total inventories</b>		<b>11,078</b>	<b>11,241</b>

- a) The Group reviews the carrying amount of product inventory in line with fluctuations in the lithium spodumene concentrate price. As at 31 December 2024, the Group wrote down product inventory to net realisable value (NRV), which resulted in an impairment expense of \$0.7 million.

## 11 Other assets

		31 December 2024 \$'000	30 June 2024 \$'000
<b>Current</b>			
Prepayments		1,535	2,047
Environmental Bonds		5	5
		<b>1,540</b>	<b>2,052</b>
<b>Non-current</b>			
Environmental Bonds		11,581	11,922
		<b>11,581</b>	<b>11,922</b>
<b>Total other assets</b>		<b>13,121</b>	<b>13,974</b>

## 12 Exploration and evaluation

		31 December 2024 \$'000	30 June 2024 \$'000
Opening balance		77,945	53,572
Expenditure during the period	a	5,819	25,174
Impairment of capitalised exploration expense	b	-	(801)
<b>Closing balance</b>		<b>83,764</b>	<b>77,945</b>

- a) During the current period, the Group's exploration activity was primarily focused on lithium drilling programs to further define and grow Mineral Resources and project mine life as well as further exploration on other lithium prospects in and around the Finniss Lithium Project.
- b) At each reporting date, the Group assesses its areas of interest to determine whether exploration expenditures should be impaired. As of 31 December 2024, Management reviewed the Group's exploration plans and budget and noted no indicators of impairment. Since all areas of interest remain part of the foreseeable exploration program, no impairment expense was recognised in the statement of profit or loss and other comprehensive income.

# NOTES TO THE CONSOLIDATED FINANCIAL STATEMENTS

For the half year ended 31 December 2024

## 13 Plant, equipment and mine development assets

	Plant and Equipment \$'000	Right of use Assets \$'000	Mine Properties \$'000	Stripping Activity assets \$'000	Total \$'000
Gross carrying value					
Opening balance	2,075	11,986	191,825	91,720	297,606
Additions	-	-	1,061	-	1,061
Remeasurement	-	-	-	-	-
Disposals	-	-	-	-	-
<b>Balance 31 December 2024</b>	<b>2,075</b>	<b>11,986</b>	<b>192,886</b>	<b>91,720</b>	<b>298,667</b>
Accumulated depreciation and impairment					
Opening balance	(1,013)	(8,760)	(64,236)	(91,720)	(165,729)
Depreciation <sup>1</sup>	(204)	(314)	(4,458)	-	(4,976)
Impairment	-	-	-	-	-
Disposals	-	-	-	-	-
Balance 31 December 2024	(1,217)	(9,074)	(68,694)	(91,720)	(170,705)
<b>Carrying value 31 December 2024</b>	<b>858</b>	<b>2,912</b>	<b>124,192</b>	<b>-</b>	<b>127,962</b>
	Plant and equipment <sup>1</sup> \$'000	Right of use assets \$'000	Mine properties \$'000	Stripping activity assets \$'000	Total \$'000
Gross carrying value					
Opening balance	1,455	30,492	132,362	89,219	253,528
Additions	665	3,249	59,463	2,501	65,878
Remeasurement	-	(18,720)	-	-	(18,720)
Disposals	(45)	(3,035)	-	-	(3,080)
<b>Balance 30 June 2024</b>	<b>2,075</b>	<b>11,986</b>	<b>191,825</b>	<b>91,720</b>	<b>297,606</b>
Accumulated depreciation and impairment					
Opening balance	(390)	(4,584)	(1,346)	(6,034)	(12,354)
Depreciation <sup>1</sup>	(204)	(3,651)	(6,768)	(25,950)	(36,573)
Impairment	(439)	(3,350)	(56,122)	(59,736)	(119,647)
Disposals	20	2,825	-	-	2,845
Balance 30 June 2024	(1,013)	(8,760)	(64,236)	(91,720)	(165,729)
<b>Carrying value 30 June 2024</b>	<b>1,062</b>	<b>3,226</b>	<b>127,589</b>	<b>-</b>	<b>131,877</b>

<sup>1</sup>Depreciation of plant and equipment and right of use assets which are used for exploration or mine development activities is charged to exploration and evaluation and mine development assets in the Statement of Financial Position. Depreciation of plant and equipment used in mining and processing ore is included in the cost of inventory. Following the transition to care and maintenance, the Group has transitioned from units of production method of depreciation to the straight-line method for mine properties. The estimated useful lives of mine properties are 7 years.

# NOTES TO THE CONSOLIDATED FINANCIAL STATEMENTS

For the half year ended 31 December 2024

## 14 Lease liabilities

	31 December 2024 \$'000	30 June 2024 \$'000
<b>Current</b>		
Lease liabilities	563	477
<b>Non-Current</b>		
Lease liabilities	2,670	3,057
<b>Total lease liabilities</b>	<b>3,233</b>	<b>3,534</b>

Set out below are the carrying values of lease liabilities recognised and the movements during the reporting period.

		31 December 2024 \$'000	30 June 2024 \$'000
<b>Opening Balance</b>		3,534	22,944
Additions	a	-	3,249
Repayments	b	(436)	(4,897)
Interest	b	135	958
Lease remeasurements	c	-	(18,720)
<b>Closing Balance</b>		<b>3,233</b>	<b>3,534</b>

- Lease liabilities are initially measured at the present value of future minimum lease payments, discounted using the Group's incremental borrowing rate. Minimum lease payments are fixed payments based on the contract terms and do not include non-lease components of a contract.  
Short term leases (lease term of 12 months or less) and leases of low value assets are recognised and incurred as an expense in the consolidated income statement.
- Lease payments are discounted using the Group's incremental borrowing rate where the implicit interest rate in the lease is not readily determined or available. The Group's incremental borrowing rate is the rate that the Group would have to pay to borrow the funds necessary to obtain an asset of similar value or the right of use asset in an economic environment with similar terms and conditions.
- The lease liability is remeasured when there are changes in future lease payments due to change in one of the following: (i) fluctuations in index or rate, (ii) if there is a change in the Group's estimate of amounts to be payable (iii) including the Group's assessment of whether it will exercise a purchase, extension or termination option, where there is a significant event or change in circumstance that affects the ability of the Group to exercise, or not to exercise, an option. A corresponding adjustment is made to the carrying value of the lease assets, with any excess recognised in the consolidated income statement.

The Group has reviewed all lease related contracts and remeasured three lease terms at 30 June 2024 resulting in a lease liability remeasurement of \$18.7 million. No remeasurement was required at 31 December 2024.

# NOTES TO THE CONSOLIDATED FINANCIAL STATEMENTS

For the half year ended 31 December 2024

## 15 Provisions

		31 December 2024 \$'000	30 June 2024 \$'000
<b>Current Provisions</b>			
Employee benefits		605	632
Royalty provision		5,693	6,724
Onerous contract provision	a	20,319	11,767
		<b>26,617</b>	<b>19,123</b>
<b>Non-Current Provisions</b>			
Employee leave benefits		31	31
Demobilisation of right of use assets		-	-
Mine rehabilitation		11,919	12,128
Office restoration		5	5
Onerous contract provision	a	-	14,063
		<b>11,955</b>	<b>26,227</b>
<b>Total provisions</b>		<b>38,572</b>	<b>45,350</b>

### Onerous contract provision

- a) An onerous contract provision assessment requires the Group to make certain estimates and judgments which are subject to risk and uncertainty, and hence, changes in economic conditions can affect these assumptions. When a provision is made for a loss-making contract, the amount is discounted to the present value being the lower of the net cost of fulfilling the contract or the cost arising from failure to fulfil the contract, keeping all other variables constant.

At 31 December 2023, the Group commenced a review of all significant long-term contracts, in light of the fall in lithium prices and suspension of mining at Grants. A majority of the Group's contracts have been identified as executory in nature or via routine purchase orders, which can be cancelled without compensation and therefore are not considered onerous.

The Group identified certain operational contracts as onerous and recognised a provision at 31 December 2023 for the unavoidable contractual payments including penalties, as required by AASB 137 - 'Provisions, Contingent Liabilities and Contingent Assets'. Certain portions of the costs associated with these contracts are recognised as lease liabilities where they meet the criteria under AASB 16 - Leases to be treated as a right of use asset (refer note 13 – lease liability).

# NOTES TO THE CONSOLIDATED FINANCIAL STATEMENTS

For the half year ended 31 December 2024

## 16 Issued capital

31 December 2024	Number of shares	\$'000
<b>a) Issued and paid-up capital</b>		
Fully paid ordinary shares	2,143,015,544	479,240
	<b>2,143,015,544</b>	<b>479,240</b>
<b>b) Movements in fully paid shares</b>		
Opening balance	2,136,935,544	478,632
Issue of shares to LIT <span style="float: right;">a</span>	6,080,000	608
<b>Balance as 31 December 2024</b>	<b>2,143,015,544</b>	<b>479,240</b>

30 June 2024	Number of shares	\$'000
<b>a) Issued and paid-up capital</b>		
Fully paid ordinary shares	2,136,935,544	478,632
	<b>2,136,935,544</b>	<b>478,632</b>
<b>b) Movements in fully paid shares</b>		
Opening balance	1,858,516,794	370,940
Share placements	250,000,000	100,000
Share purchase plan	28,418,750	11,368
Issue costs	-	(3,676)
<b>Balance as 30 June 2024</b>	<b>2,136,935,544</b>	<b>478,632</b>

a) Refer to note 9 for details of share issue.

## 17 Dividend

There were no interim dividends paid or provided for Core Lithium Ltd during the Half Year up to the date of this report (half year ended 31 December 2023: \$nil).

# NOTES TO THE CONSOLIDATED FINANCIAL STATEMENTS

For the half year ended 31 December 2024

## 18 Commitments and contingencies

In July 2019, the Group received a payment in advance of \$6.875 million from Lithium Royalty Corp (LRC) for the right to receive 2.115% of gross revenue from the sale of products from the Finniss Lithium Project. Under this royalty agreement there was an additional \$1.25 million of funding which was conditional upon:

- the Group announcing a 15 million tonne JORC Mineral Resource for the Finniss Lithium Project, which was achieved in July 2022; and
- achieving continuous operation of the processing plant for more than 14 consecutive days (Stage 2), which was achieved in May 2023.

The royalty rate increased to 2.50% (from 2.12%) upon achievement of the Stage 2 milestones. As a result of the achievement of the Stage 1 and 2 milestones, the remaining \$1.25 million, was received from LRC in June 2023. The Finniss Lithium Project assets are held as security for the transaction.

In 2021, Core Lithium Ltd and wholly owned subsidiary, Bynoe Lithium Pty Ltd (Bynoe), entered into a Call Option Deed with Outback Metals Proprietary Limited (Outback), Victory Polymetallic Pty Limited (Victory) (collectively the Grantors) and Australia New Zealand Resources Corporation Pty Ltd (the Landowner) to potentially acquire up to six granted Mineral Leases (MLs) adjacent to the Group's Finniss Lithium Project in the Northern Territory. During the current period this call option was exercised and the tenements were acquired. Contingent consideration of \$0.5 million will also be payable to the Grantors (\$0.15 million in cash and \$0.35 million in cash or Core Lithium Ltd shares, at the Group's discretion (subject to any required shareholder approval) for each 1 million tonne JORC resource identified by Bynoe, capped at an aggregate amount of \$5.0 million. Any shares will be subject to a 3 month and 14-day escrow period.

As part of this transaction, the Landowners also entered a Covenant in Gross (Covenant) with Bynoe which runs with and binds that part of the land which underlies the two Mineral Titles, ML 29985 and MLN 1148. Under the terms of the Covenant, the Landowners agree to give Bynoe a right of first refusal to purchase the underlying land if the Landowner intends to sell the land, and otherwise undertakes to ensure any third-party purchaser is bound by the Covenant.

Under the covenant, Bynoe agrees to pay compensation to the Landowner in full and final satisfaction for any damage, disturbance, and loss of access to the land including as compensation under the Mineral Titles Act:

- \$500 per hectare per annum to the Landowner, for any part of the Landowner's underlying land that is subject to the Mineral Titles. Bynoe must pay this annual compensation until the Mine Development Date (being the date Bynoe secures authorisations to develop and operate a mine on either or both affected Mineral Titles and reaching a final investment decision; or it purchases the underlying land from the Landowner). No compensation will be payable if Bynoe does not undertake Mining Activities on the affected Mineral Titles in any 12-month period; and
- \$1.9 million (indexed using Darwin CPI) to the Landowner, on the Mine Development Date.

In June 2023, the Group received notification from Tesla regarding a potential legal claim stemming from events in 2022 where a binding term sheet was executed between the parties. The term sheet formed the basis for negotiating a potential offtake agreement for the supply of lithium spodumene concentrate and was subject to execution of a definitive agreement by a deadline in late 2022. The final agreement was not executed by the deadline as such the matter was closed. Tesla has indicated to the Group their intention to pursue legal remedies if the matter cannot be resolved without litigation.

The Group continues to work with its legal advisors and Tesla to resolve the matter. The Group considers that it is not probable that a payment will be made, given the matter is not sufficiently advanced and no formal claim has been received.

The Group has offtake agreements for the supply of lithium spodumene concentrate. Within these agreements, there are annual shipment quantities that Core Lithium is contractually obligated to meet. Due to the suspension of mining at the Finniss operations, there is a possibility that Core Lithium may not meet this obligation. In respect of one of these agreements, if this obligation is not met, Core Lithium may be obligated to pay the customer the difference between the price under the offtake agreements and the price the customer actually paid in procuring a replacement supply of spodumene concentrate depending on the prevailing cost at the time of the purchase.

# NOTES TO THE CONSOLIDATED FINANCIAL STATEMENTS

For the half year ended 31 December 2024

## 18 Commitments and contingencies (cont.)

The Group is working with its offtake partners to ensure their contractual obligations are met. The Group considers that it is not probable at the date of this report, that a payment will be made and potential liability is contingent on future events.

## 19 Events arising since the end of the reporting period

No matters or circumstances have arisen since the end of the Half Year which significantly affected or may significantly affect the operations of the Group, the results of those operations or the state of affairs of the Group in subsequent financial years.

# Directors' Declaration

In the opinion of the Directors of Core Lithium Ltd:

- a) the consolidated financial statements and notes of Core Lithium Ltd are in accordance with the *Corporations Act 2001* (Cth), including:
  - i) complying with Accounting Standard AASB 134 Interim Financial Reporting, the Corporation regulations 2001; and
  - ii) giving a true and fair view of the Group's financial position as at 31 December 2024 and of its performance, as required by Accounting Standards, for the half year ended on that date.
- b) there are reasonable grounds to believe that Core Lithium Ltd will be able to pay its debts when they become due and payable.

Signed in accordance with a resolution of the Directors:



**Greg English**

Chair

28 February 2025

Perth, Western Australia



## Independent Auditor's Review Report

### To the Members of Core Lithium Limited

#### Report on the half-year financial report

##### Conclusion

We have reviewed the accompanying half-year financial report of Core Lithium Limited (the Company) and its subsidiaries (the Group), which comprises the consolidated statement of financial position as at 31 December 2024, and the consolidated statement of profit or loss and other comprehensive income, consolidated statement of changes in equity and consolidated statement of cash flows for the half-year ended on that date, a description of accounting policies, other selected explanatory notes, and the directors' declaration.

Based on our review, which is not an audit, we have not become aware of any matter that makes us believe that the accompanying half-year financial report of Core Lithium Limited does not comply with the *Corporations Act 2001* including:

- a giving a true and fair view of the Group's financial position as at 31 December 2024 and of its performance for the half-year ended on that date; and
- b complying with Accounting Standard AASB 134 *Interim Financial Reporting* and the *Corporations Regulations 2001*.

##### Basis for Conclusion

We conducted our review in accordance with ASRE 2410 *Review of a Financial Report Performed by the Independent Auditor of the Entity*. Our responsibilities are further described in the Auditor's Responsibilities for the Review of the Financial Report section of our report. We are independent of the Company in accordance with the auditor independence requirements of the *Corporations Act 2001* and the ethical requirements of the Accounting Professional and Ethical Standards Board's APES 110 *Code of Ethics for Professional Accountants (including Independence Standards)* (the Code) that are relevant to our audit of the annual financial report in Australia. We have also fulfilled our other ethical responsibilities in accordance with the Code.

### Directors' responsibility for the half-year financial report

The Directors of the Company are responsible for the preparation of the half-year financial report that gives a true and fair view in accordance with Australian Accounting Standards and the *Corporations Act 2001* and for such internal control as the Directors determine is necessary to enable the preparation of the half-year financial report that gives a true and fair view and is free from material misstatement, whether due to fraud or error.


### Auditor's responsibility

Our responsibility is to express a conclusion on the half-year financial report based on our review. We conducted our review in accordance with Auditing Standard on Review Engagements ASRE 2410 *Review of a Financial Report Performed by the Independent Auditor of the Entity*, in order to state whether, on the basis of the procedures described, we have become aware of any matter that makes us believe that the half-year financial report is not in accordance with the *Corporations Act 2001* including giving a true and fair view of the Group's financial position as at 31 December 2024 and its performance for the half-year ended on that date, and complying with Accounting Standard AASB 134 *Interim Financial Reporting and the Corporations Regulations 2001*.

A review of a half-year financial report consists of making enquiries, primarily of persons responsible for financial and accounting matters, and applying analytical and other review procedures. A review is substantially less in scope than an audit conducted in accordance with Australian Auditing Standards and consequently does not enable us to obtain assurance that we would become aware of all significant matters that might be identified in an audit. Accordingly, we do not express an audit opinion.



GRANT THORNTON AUDIT PTY LTD  
Chartered Accountants



J L Humphrey  
Partner – Audit & Assurance

Adelaide, 28 February 2025

# Corporate Information

## Directors

Greg English  
Non-Executive Chair

Heath Hellewell  
Non-Executive Director

Malcolm McComas  
Non-Executive Director

Alicia Sherwood  
Non-Executive Director

## Company Secretary

Jarek Kopias

## Chief Executive Officer

Paul Brown

## Chief Financial Officer

James Virgo

## Registered and Principal Office

Level 9, 2 Mill St  
Perth, Western Australia 6000  
Telephone: +61 8 8317 1700

## Postal Address

PO Box 7890  
Perth, Western Australia 6850

## Web Address

[www.corelithium.com.au](http://www.corelithium.com.au)

## Auditors

Grant Thornton Audit Pty Ltd  
Level 3, 170 Frome Street  
Adelaide, South Australia 5000

## Home Stock Exchange

Australian Securities Exchange  
20 Bridge Street  
Sydney, New South Wales 2000

## Stock Exchange Listing

Core Lithium Ltd (CXO) share are listed on the Australian Securities Exchange (ASX)

## Share Registry

Automic Group  
Level 5, 126 Phillip Street  
Sydney, New South Wales 2000  
Telephone: 1300 288 664

