

ASX / MEDIA STATEMENT

22 August 2019

AHG FULL YEAR RESULTS

***The Board of AHG has committed to an active plan to sell the Refrigerated Logistics business. Therefore, in preparing these results AHG has accounted for the Refrigerated Logistics segment as a discontinued operation for the reporting period ending 30 June 2019, with the Automotive Retail, Trucks, Other Logistics and Property segments accounted for as continuing operations.**

The Company reports Operating¹ NPAT for the full year to 30 June 2019 of \$58.7 million from continuing operations. Had Refrigerated Logistics been included in continuing operations Operating¹ NPAT would be \$48.6 million when using the same methodology used in providing guidance to the market on 14 May 2019 of an Operating NPAT result of approximately \$50 million.

STATUTORY RESULT (INCLUDING DISCONTINUED OPERATIONS)

- Statutory IFRS loss after tax \$232.6 million (\$20.1m profit pcg)
- Statutory EPS loss 70.2 cents (6.1 cents profit pcg)

FOR CONTINUING OPERATIONS*

- Statutory loss of \$125.7 million (\$63.9m pcg)
- Group revenue of \$5.92 billion (\$5.88b pcg)
- Operating¹ EBITDA of \$168.0 million (\$170.3m pcg)
- Operating¹ EBITDA margin 2.8% (2.9% pcg)
- Operating¹ NPAT of \$58.7 million (\$75.2m pcg)
- Operating¹ EPS 17.7 cents (22.7c pcg)
- Unusual items \$184.4 million (\$11.4m pcg)

STATUTORY RESULT (INCLUDING DISCONTINUED OPERATIONS)

The statutory IFRS loss after tax attributable to members for the year ended 30 June 2019 was \$232.6 million compared with profit of \$20.1 million in the prior corresponding period.

The results reflect the challenging conditions in franchised automotive retail volumes and margins, as well as weaker than expected H2 performance in AHG's Refrigerated Logistics division.

Unusual items (including discontinued operations) in the current year totalled \$281.3 million after tax (2018: \$42.1 million). Included in this amount is \$218.5m for impairment of intangibles; \$32.2m for restructuring and discontinued operations costs and \$30.6m for other items. \$249.8m of these unusual items were announced at the half-year.

The Board has recommended no dividend be declared for FY2019 in line with its commitment at the half-year to focus on reducing the Company's gearing.

Operating¹ – net of unusual items: impairment of current and non-current assets, costs relating to restructure of operations and discontinued operations, net costs relating to integration, acquisition and divestment activities, and costs associated with responding to the APE offer.

OPERATING RESULT (CONTINUING OPERATIONS)

Automotive retail (Franchised Automotive, easyauto123)

FY2019 was a challenging period for the automotive retail sector, with the impacts of the banking Royal Commission, the negative wealth effect in the Australian housing market and broader economic uncertainty.

While the Australian new car market remains in decline, margins remain under pressure, however there are signs the decline in new car sales is slowing. The regulatory changes to finance and insurance continue to impact dealership operations however the introduction of new finance products should result in improved penetration rates over time.

The **easyauto123** business has continued to build momentum and improve both sales volume and financial performance.

Trucks

Given the increasing contribution from, and scale of, the Trucks business, the Company has decided to report this segment separately.

The business's strong brand portfolio and relationships with major customers helped to deliver significant increases in revenue and earnings compared with FY2018.

Other Logistics

The Company's AMCAP business delivered consistent year-on-year performance.

On 10 July 2019 AHG advised shareholders the Company had completed the sale of its interest in Motorcycle Distributors Australia Pty Ltd (MDA) to the Austrian-based company KTM Sportmotorcycles GmbH (KTMS) as announced to the market on 6th June 2019.

The Company has written down the value of the businesses in this segment and is further reviewing the operations.

OPERATING RESULT (DISCONTINUED OPERATIONS)

Refrigerated Logistics

The Refrigerated Logistics business recorded an Operating¹ loss before tax of \$12.9 million compared with an Operating¹ loss before tax of \$19.9 million (restated from \$2.0m) for FY2018. The result reflected the challenges associated with, amongst other matters, the implementation of new computer systems for transport management, the disruption caused by the aborted HNA sale process and weaker than expected trading conditions across the reporting period.

On 16 August 2019 AHG provided an update on the strategic review of the Refrigerated Logistics division and the review of the carrying value of receivables generated from the business across prior financial years and FY2019.

The strategic review concluded that the sale of the Refrigerated Logistics division was the preferred option to maximise shareholder value.

Operating¹ – net of unusual items: impairment of current and non-current assets, costs relating to restructure of operations and discontinued operations, net costs relating to integration, acquisition and divestment activities, and costs associated with responding to the APE offer.

The receivables review showed a material overstatement of the Refrigerated Logistics division's revenues in FY2018, the quantum of which is approximately \$18 million pre-tax. This has resulted in a restatement of the Company's FY2018 results. The impact of the misstatement for FY2018 is included in the Notes to AHG's ASX Form 4E and Consolidated Financial Statements for FY2019.

As a result of the restatement, the Company has further written-down the carrying value of the Refrigerated Logistics division by \$24 million.

AP EAGERS MERGER OFFER

As announced to the market on 16 August 2019 AP Eagers Limited (AP Eagers) has waived all of the defeating conditions to the Offer to acquire all of the ordinary shares in AHG that it does not already own (Offer).

The AHG Board **UNANIMOUSLY RECOMMENDS** that AHG shareholders now accept the Offer, in the absence of a superior proposal. Each of the Directors of AHG has accepted the AP Eagers Offer for all the shares they own or control. The current closing date of the Offer remains 7.00pm (Sydney time) on 16 September 2019.

AHG shareholders who accept the AP Eagers Offer will be entitled to receive any dividend that AP Eagers declares before the end of the Offer period.

ENDS

Corporate:
David Rowland
Company Secretary
Mobile: 0421 661 613
Email: drowland@ahg.com.au

Media:
David Christison
Group Executive Corporate Communications
Mobile: 0418 959 817
Email: dchristison@ahg.com.au

A large, blue-tinted photograph of a complex highway interchange with multiple overpasses and ramps. Long-exposure light trails from vehicles create a sense of motion. The image is divided into several triangular sections by white lines.

FY2019 FULL YEAR RESULTS

Friday 23 August 2019

This presentation contains forward looking statements that are subject to risk factors associated with automotive retail and logistics businesses.

The Company believes that the expectations reflected in these statements are reasonable as at the date of this presentation but they may be affected by variables and changes in underlying assumptions which could cause actual results or trends to differ materially, including but not limited to: fiscal and regulatory developments, changes in accounting standards, economic and financial market conditions, price or currency fluctuations, actual demand, loss of market, industry competition, environmental risks, physical risks, non-completion of acquisitions or divestments, and project delay or advancement, approvals and cost estimates.

Readers are cautioned not to place undue reliance on any forward looking statements. Past performance cannot be relied on as a guide to future performance.

No representation is made or will be made that any forward looking statements will be achieved or will prove to be correct. We do not undertake to update or revise any forward looking statement, whether as a result of new information, future events or otherwise.

Nothing in this presentation should be construed as either an offer or a solicitation of an offer to buy or sell AHG securities, or be treated or relied upon as a recommendation or advice by AHG.

The views expressed in this presentation may contain information that has been derived from publicly available sources that have not been independently verified. No representation or warranty is made as to the accuracy, completeness or reliability of the information.

References to “AHG” may be references to Automotive Holdings Group Limited or its subsidiaries. All references to dollars, cents or \$ in this presentation are to Australian currency, unless otherwise stated.

- ACCC merger clearance became effective on 16 August 2019
- AP Eagers has declared its Offer unconditional
- At 22 August 2019, AP Eagers had a relevant interest in 67.6% of AHG's shares and the prospect of a superior proposal appears minimal
- AHG shareholders who accept the Offer will:
 - be issued AP Eagers shares within 7 business days of their acceptance being received
 - be entitled to receive any dividend declared by AP Eagers prior to the end of the Offer period
- The Offer closes at 7pm (Sydney time) on 16 September 2019 (unless extended by AP Eagers)

The AHG Board unanimously recommends that AHG shareholders accept the Offer, in the absence of a superior proposal

Update on Refrigerated Logistics strategic review



- AHG announced in February 2019 that it had initiated a strategic review of its Refrigerated Logistics division (RL)
- The AHG Board has now concluded the strategic review, and determined that a sale of the RL division is the preferred option to maximise shareholder value
- AHG has informed AP Eagers of the outcome of the strategic review and AHG's intention to pursue a sale of the RL division is consistent with AP Eagers' intent as contained in its Bidder's Statement
- A formal sale process has commenced
- AHG has been encouraged by the level of enquiry received in relation to the RL division
- Luminis Partners and UBS are advising AHG on the sale process

Operating¹ NPAT
of \$58.7m from
continuing
operations*

*[\$48.6m against
May guidance
when discontinued
operations
included]*

- Statutory IFRS loss after tax \$232.6 million (\$20.1m profit pcpc)
- Statutory EPS loss 70.2 cents (6.1 cents profit pcpc)
- FOR CONTINUING OPERATIONS*
- Statutory loss of \$125.7 million (\$63.9m pcpc)
- Group revenue of \$5.92 billion (\$5.88b pcpc)
- Operating¹ EBITDA of \$168.0 million (\$170.3m pcpc)
- Operating¹ EBITDA margin 2.8% (2.9% pcpc)
- Operating¹ NPAT of \$58.7 million (\$75.2m pcpc)
- Operating¹ EPS 17.7 cents (22.7c pcpc)
- Unusual items \$184.4 million (\$11.4 million pcpc)

**As of 30 June 2019, the Board of AHG has committed to an active plan to sell the Refrigerated Logistics business. AHG has accounted for the Refrigerated Logistics segment as a discontinued operation for the reporting period ending 30 June 2019, with the Automotive Retail, Trucks, Other Logistics and Property segments accounted for as continuing operations.*

Refrigerated Logistics review and restatement

- Feb/May 2019 – review of the carrying value of receivables generated from the business across prior financial years and FY2019.
- Review conducted with the assistance of external advisors following extensive upgrades to the Refrigerated Logistics division's computer systems.
- Showed a material overstatement of the Refrigerated Logistics division's revenues in FY2018, the quantum of which is approximately \$18 million pre-tax.
- This has resulted in a restatement of the Company's FY2018 results. The impact of the misstatement for FY2018 is included in the Notes to AHG's ASX Form 4E and Consolidated Financial Statements for FY2019.
- The overstatement of revenues in FY2018 arose as a consequence of complexities associated with, amongst other matters, the introduction of the new computer systems for transport management.
- As a result of the restatement, the Company has further written-down the carrying value of the Refrigerated Logistics division by \$24 million.

**As of 30 June 2019, the Board of AHG has committed to an active plan to sell the Refrigerated Logistics business. AHG has accounted for the Refrigerated Logistics segment as a discontinued operation for the reporting period ending 30 June 2019, with the Automotive Retail, Trucks, Other Logistics and Property segments accounted for as continuing operations.*

Financial performance (continuing operations)



Consolidated Financial Performance	FY2019 (\$m)	FY2018 (\$m)	% change
Operating¹ Performance			
Revenue	5,915.2	5,875.8	0.7%
EBITDA	168.0	170.3	(1.3%)
EBITDA %	2.8%	2.9%	
EBIT	131.0	147.0	(10.9%)
EBIT %	2.2%	2.5%	
Operating ¹ Net Profit after Tax	58.7	75.2	(22.0%)
Earnings Per Share (cps)	17.7	22.7	
Statutory IFRS Performance			
Unusual items	(184.4)	(11.4)	
Statutory Net Profit / (Loss) after Tax	(125.7)	63.9	(296.8%)
Earnings Per Share (cps)	(37.9)	19.3	

- Challenging conditions in franchised auto retail volumes and margins
- Easyauto123 investment
- Strong performance from Trucks
- Higher interest costs

Balance sheet / Operating cashflow



	30 June 2018 (\$m)	30 June 2019 (\$m)	30 June 2019 (\$m)
		Consolidated	Continuing
Total Borrowings	1,346.1	1,326.1	1,173.5
Cash and Cash Equivalents	-73.0	-94.5	-80.6
Net Debt	1,273.1	1,231.6	1,092.9
Inventory Finance (Floorplan)	-989.1	-1,002.3	-952.4
Net Debt - excluding Floorplan Finance	283.9	229.2	140.5
Interest Cover (times)	3.2*	2.5	2.9
Gearing Ratio			
Net Debt + Equity - excluding Floorplan Finance	1,060.5*	736.0	653.3
Net Debt / [Net Debt + Equity] - excluding Floorplan Finance	26.8%*	31.1%	21.5%

*restated

- Cashflow solid but lower than PCP
- Capex controlled
- Properties sold
- Debt reduction focus

Reconciliation of Statutory IFRS NPAT to Operating¹ non-IFRS NPAT



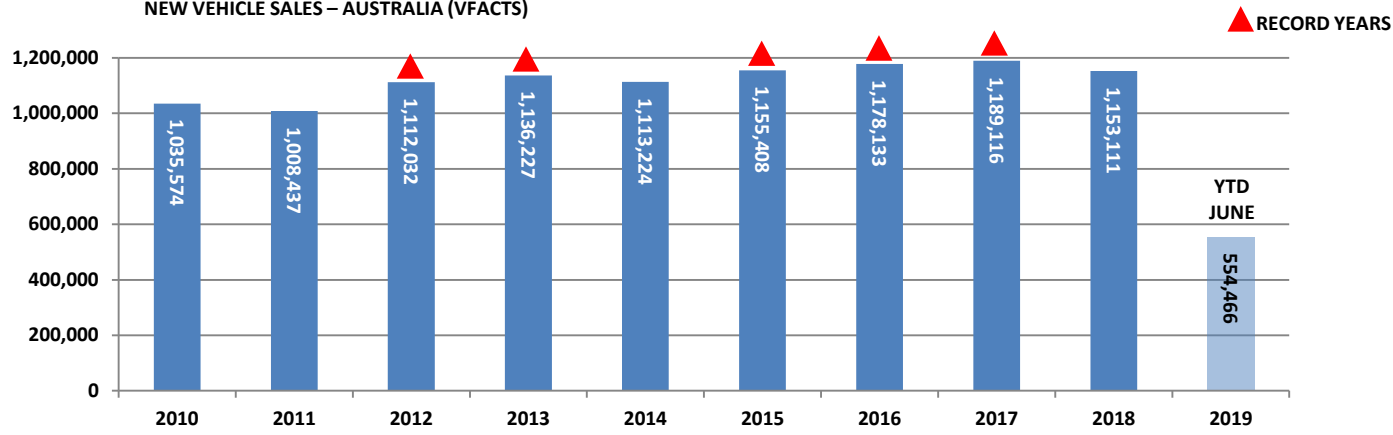
	FY2019 \$'000	FY2018 \$'000
Statutory IFRS Profit (net of tax) attributable to members (Continuing operations only)	(125,697)	63,883
<u>Add back unusual items</u>		
Impairment of goodwill and franchise rights	139,739	-
Costs relating to restructure of operations, including trading losses, impairment of current and non-current assets and onerous lease provisions	32,227	10,989
Impairment of other current and non-current assets – Receivables, PPE and IT	13,796	-
Net costs relating to integration, acquisition and divestment activities, including sale of properties, and costs associated with responding to the APE offer	(1,342)	368
Operating¹ Non-IFRS Profit (net of tax) attributable to members (Continuing operations only)	58,723	75,240

Operating¹ – net of unusual items: impairment of current and non-current assets, costs relating to restructure of operations and discontinued operations, net costs relating to integration, acquisition and divestment activities, and costs associated with responding to the APE offer.

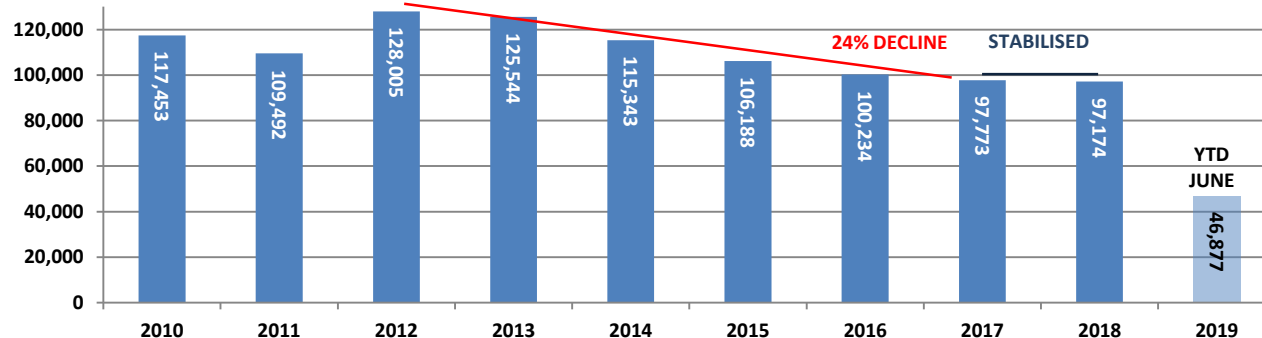
Australian New Vehicle Market Data



NEW VEHICLE SALES – AUSTRALIA (VFACTS)



NEW VEHICLE SALES – WESTERN AUSTRALIA (VFACTS)



National market
down slightly in
CY2018
and down 8.4%
YTD June

Automotive segment result (excluding AHG Trucks)



Operating ¹ Performance	FY2019 (\$m)	FY2018 (\$m)	% change
Revenue	5,054.9	5,050.2	0.1%
EBITDA	136.6	154.1	(11.4)
EBITDA %	2.7%	3.1%	
EBIT	116.6	136.0	(14.3%)
EBIT %	2.3%	2.7%	
Profit Before Tax	81.6	110.2	(25.9)

Segment comprises:

- Franchised Automotive Cars
- easyauto123
- Carlins Automotive Auctions
- 360 Finance

Operating¹ – net of unusual items: impairment of current and non-current assets, costs relating to restructure of operations and discontinued operations, net costs relating to integration, acquisition and divestment activities, and costs associated with responding to the APE offer.



Automotive performance (excluding Trucks and easyauto123)



Operating ¹ Performance	FY2019 (\$m)	FY2018 (\$m)	% change
Revenue	4,904.0	4,922.8	(0.4%)
EBITDA	144.9	160.3	(9.6%)
EBITDA %	3.0%	3.3%	
EBIT	125.7	142.7	(11.9%)
EBIT %	2.6%	2.9%	
Profit Before Tax	92.0	118.1	(22.1%)

- Automotive volumes down 1.2%
- F&I margin reduction
- Solid service and parts contributions
- Moving to improve Victorian dealership performance

Operating¹ – net of unusual items: impairment of current and non-current assets, costs relating to restructure of operations and discontinued operations, net costs relating to integration, acquisition and divestment activities, and costs associated with responding to the APE offer.



Automotive performance – easyauto123



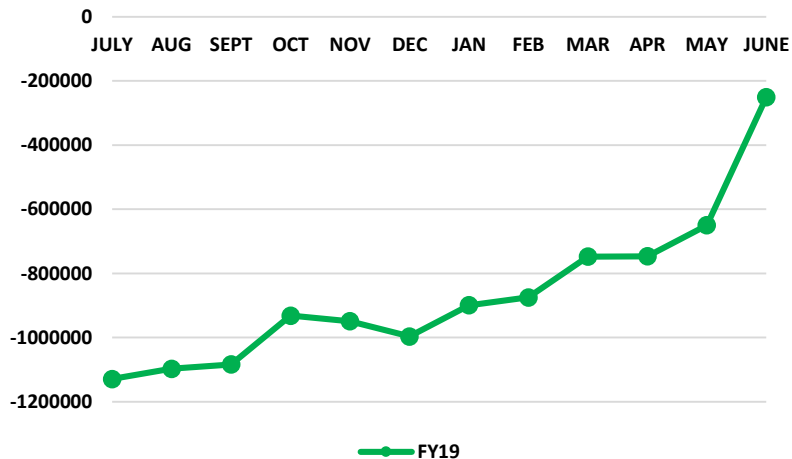
Operating ¹ Performance	FY2019 (\$m)	FY2018 (\$m)	% change
Revenue	150.9	127.4	18.4%
EBITDA	(8.3)	(6.1)	(36.5%)
EBITDA %	(5.5%)	(4.8%)	
EBIT	(9.1)	(6.7)	(36.5%)
EBIT %	(6.0%)	(5.2%)	
Profit / (Loss) Before Tax	(10.4)	(7.9)	(31.0%)

- Continues to build momentum
- Increased sales volumes and progressive improvement in financial performance

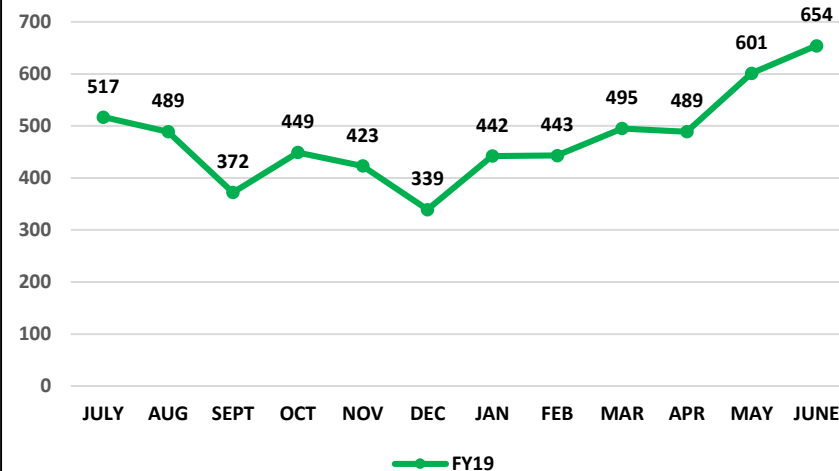
Operating¹ – net of unusual items: impairment of current and non-current assets, costs relating to restructure of operations and discontinued operations, net costs relating to integration, acquisition and divestment activities, and costs associated with responding to the APE offer.



Net Operating Profit



Sales Volume



Automotive performance – AHG Trucks



Operating ¹ Performance	FY2019 (\$m)	FY2018 (\$m)	% change
Revenue	600.3	562.7	6.7%
EBITDA	25.8	11.9	116.1%
EBITDA %	4.3%	2.1%	
EBIT	11.5	9.5	21.2%
EBIT %	1.9%	1.7%	
Profit Before Tax	6.9	6.5	5.5%

- Separate segment for reporting given increasing contribution and scale
- Increased revenue and earnings
- Strong brand portfolio and customer relationships
- EBITDA and depreciation higher due to AASB15

Operating¹ – net of unusual items: impairment of current and non-current assets, costs relating to restructure of operations and discontinued operations, net costs relating to integration, acquisition and divestment activities, and costs associated with responding to the APE offer.



Refrigerated Logistics performance (discontinued)



Operating ¹ Performance	FY2019 (\$m)	FY2018 (\$m) Restated	% change
Revenue	573.6	580.3	(1.2%)
EBITDA	22.8	19.8	15.4%
EBITDA %	4.0%	3.4%	
EBIT	(7.8)	(9.4)	17.5%
EBIT %	(1.4%)	(1.6%)	
Profit / (Loss) Before Tax	(12.9)	(19.9)	35.1%

- Weaker than expected trading conditions
- Impacted by new systems implementation
- HNA bid disruption overhang
- Sale process underway

Operating¹ – net of unusual items: impairment of current and non-current assets, costs relating to restructure of operations and discontinued operations, net costs relating to integration, acquisition and divestment activities, and costs associated with responding to the APE offer.



Other Logistics performance



Operating ¹ Performance	FY2019 (\$m)	FY2018 (\$m)	% change
Revenue	259.6	262.5	(1.1%)
EBITDA	6.8	7.1	(4.7%)
EBITDA %	2.6%	2.7%	
EBIT	4.1	4.4	(6.9%)
EBIT %	1.6%	1.7%	
Profit / (Loss) Before Tax	(0.6)	3.8	(115.1%)

- AMCAP performance stable
- KTM and Husqvarna operation sold
- Further review of smaller scale businesses

Operating¹ – net of unusual items: impairment of current and non-current assets, costs relating to restructure of operations and discontinued operations, net costs relating to integration, acquisition and divestment activities, and costs associated with responding to the APE offer.



A large, blue-tinted photograph of a complex highway interchange with multiple overpasses and ramps. Long-exposure light trails from vehicles create a sense of motion. The image is divided into several triangular sections by white lines.

FY2019 FULL YEAR RESULTS

Friday 23 August 2019