



RAPIDLY GROWING and DEVELOPING TWO GOLD PROJECTS in Côte d'Ivoire

MININGNEWS *SELECT*

1 & 2 July 2025
Crown, Perth, WA



www.aurumres.com.au | ASX:AUE



Disclaimer



This presentation prepared by Aurum Resources Ltd ("Company") does not purport to contain all the information that a prospective investor may require in connection with any potential investment in the Company. You should not treat the contents of this presentation, or any information provided in connection with it, as financial advice, financial product advice or advice relating to legal, taxation or investment matters. No representation or warranty, express or implied, is made as to the fairness, accuracy, completeness or correctness of the information, opinions and conclusions contained in this presentation. This presentation is provided expressly on the basis that you will carry out your own independent inquiries into the matters contained in the presentation and make your own independent decisions about the affairs, financial position or prospects of the Company. The Company reserves the right to update, amend or supplement the information at any time in its absolute discretion (without incurring any obligation to do so). To the maximum extent permitted by law, none of the Company its directors, employees or agents, advisers, nor any other person accepts any liability, including, without limitation, any liability arising from fault or negligence on the part of any of them or any other person, for any loss arising from the use of this presentation or its contents or otherwise arising in connection with it. This presentation is not an offer, invitation, solicitation or other recommendation with respect to the subscription for, purchase or sale of any security, and neither this presentation nor anything in it shall form the basis of any contract or commitment whatsoever.

FUTURE MATTERS

This presentation may contain forward looking statements that are subject to risk factors associated with mineral exploration, mining and production businesses. It is believed that the expectations reflected in these statements are reasonable but they may be affected by a variety of variables and changes in underlying assumptions which could cause actual results or trends to differ materially, including but not limited to price fluctuations, actual demand, currency fluctuations, drilling and production results, reserve estimations, loss of market, industry competition, environmental risks, physical risks, legislative, fiscal and regulatory changes, economic and financial market conditions in various countries and regions, political risks, project delay or advancement, approvals and cost estimates. This presentation also contains reference to certain intentions, expectations, future plans, strategy and prospects of the Company. Those intentions, expectations, future plans, strategy and prospects may or may not be achieved. They are based on certain assumptions, which may not be met or on which views may differ and may be affected by known and unknown risks. In particular, there is a risk that the Company will not be able to delineate JORC resources from exploration drilling. The performance and operations of the Company may be influenced by a number of factors, many of which are outside the control of the Company. No representation or warranty, express or implied, is made by the Company, or any of its directors, officers, employees, advisers or agents that any intentions, expectations or plans will be achieved either totally or partially or that any particular rate of return will be achieved.

Given the risks and uncertainties that may cause the Company's actual future results, performance or achievements to be materially different from those expected, planned or intended, recipients should not place undue reliance on these intentions, expectations, future plans, strategy and prospects. The Company does not warrant or represent that the actual results, performance or achievements will be as expected, planned or intended.

COMPETENT PERSONS STATEMENT

The information in this presentation that relates to Exploration Targets and Exploration Results is based on information compiled by Mr Mark Strizek, a Competent Person who is a Member of The Australasian Institute of Mining and Metallurgy. Mr Strizek is an executive director of the Company. Mr Strizek has sufficient experience that is relevant to the style of mineralisation and type of deposit under consideration and to the activity being undertaking to qualify as a Competent Person as defined in the 2012 edition of the "Australasian Code for Reporting of Exploration Results, Mineral Resources and Ore Reserves". Mr Strizek consents to the inclusion in the announcement of the matters based on his information in the form and context in which it appears. Additionally, Mr Strizek confirms that the entity is not aware of any new information or data that materially affects the information contained in the ASX releases referred to in this presentation.

COMPLIANCE STATEMENT

The information in this presentation that relates to Boundiali Mineral Resources is extracted from the announcement "Aurum delivers 1.6Moz Maiden JORC Resource at Boundiali Gold Project" released to the Australian Securities Exchange on 30 December 2024 and amended on 31 December 2024 and available to view on www.asx.com.au. The Company confirms that it is not aware of any new information or data that materially affects the information included in the original market announcement and, in the case of estimates of Mineral Resources, that all material assumptions and technical parameters underpinning the estimates in the relevant market announcement continue to apply and have not materially changed. The Company confirms that the form and context in which the Competent Person's findings are presented have not been materially modified from the original market announcement.

The information in this report that relates to Napié Mineral Resources is extracted from the announcement "Napié Project Listing Rule 5.6 disclosure" released to the Australian Securities Exchange on 4 February 2025 and available to view on www.asx.com.au. The Company confirms that it is not aware of any new information or data that materially affects the information included in the original market announcement and, in the case of estimates of Mineral Resources, that all material assumptions and technical parameters underpinning the estimates in the relevant market announcement continue to apply and have not materially changed. The Company confirms that the form and context in which the Competent Person's findings are presented have not been materially modified from the original market announcement.

This presentation contains information extracted from ASX market announcements reported in accordance with the 2012 edition of the "Australasian Code for Reporting of Exploration Results, Mineral Resources and Ore Reserves" ("2012 JORC Code") and available for viewing at www.asx.com and includes results reported previously and published on ASX platform:

07 May 2025, Aurum to raise \$35.6 million from strategic investment (ASX:AUE)	15 Nov 2024, Supplementary Bidders Statement (ASX:AUE)
16 Apr 2025, AUE hits 89m @ 2.42 g/t gold at 1.59Moz Boundiali Project (ASX:AUE)	11 Nov 2024, Aurum hits 36 g/t gold at BM T1 of 2.5km strike (ASX:AUE)
08 Apr 2025, AUE to start diamond drilling at Boundiali South tenement (ASX:AUE)	30 Oct 2024, Bidders Statement (ASX:AUE)
31 Mar 2025, AUE to commence environmental study - Boundiali Gold Project (ASX:AUE)	16 Oct 2024, Recommended Takeover of Mako Gold by Aurum Resources (ASX:AUE)
27 Mar 2025, Aurum hits 83m@4.87 g/t Au at 1.59Moz Boundiali Project (ASX:AUE)	18 Sep 2024, Aurum hits 11.46m at 6.67 g/t gold at Boundiali BM Target 1 (ASX:AUE)
19 Mar 2025, Hits 4m at 54.64 g/t Au outside 1.59Moz Boundiali MRE area (ASX:AUE)	9 Sep 2024, Aurum earns 51% interest in Boundiali BM tenement (ASX:AUE)
14 Mar 2025, Half Yearly Report and Accounts (ASX:AUE)	05 Sep 2024, AUE hits 40m at 1.03 g/t gold at Boundiali BD Target 1 (ASX:AUE)
7 Mar 25, Investor Presentation March 2025 (ASX:AUE)	03 Sep 2024, Boundiali South Exploration Licence Renewed (ASX:AUE)
6 Mar 25, AUE Completes Acquisition of Mako Gold Limited (ASX:AUE)	07 Aug 2024, Aurum to advance met studies for Boundiali Gold Project (ASX:AUE)
27 Feb 25, 12m at 22.02g/t from 145m outside 1.59Moz Boundiali MRE area (ASX:AUE)	22 July 2024, Prelim metallurgical tests deliver up to 99% gold recovery (ASX:AUE)
21 Feb 2025, 8m at 8.23g/t from 65m outside 1.59Moz Boundiali MRE area (ASX:AUE)	17 June 2024, Aurum hits 69m at 1.05 g/t gold at Boundiali BD Target 1 (ASX:AUE)
4 Feb 2025, Napié Project Listing Rule 5.6 Disclosure (Amended) (ASX:AUE)	28 May 2024, AUE hits 163 g/t gold in 12m @ 14.56 g/t gold at BD Target 1 (ASX:AUE)
3 Feb 2025, Mako Takeover Offer Closes (ASX:AUE)	24 May 2024, Aurum hits 74m @ 1.0 g/t gold at Boundiali BD Target 2 (ASX:AUE)
31 Jan 2025, Drill Collar Table Addendum (ASX:AUE)	15 May 2024, Aurum expands Boundiali Gold Project footprint (ASX:AUE)
31 Jan 2025, Change in substantial holding for MKG (ASX:AUE)	10 May 2024, AUE hits 90m @ 1.16 g/t gold at Boundiali BD Target 1 (ASX:AUE)
31 Jan 2025, Quarterly Activities/Appendix 5B Cash Flow Report (ASX:AUE)	01 May 2024, Aurum Appoints Country Manager in Cote d'Ivoire (ASX:AUE)
30 Jan 2025, Aurum hits 150 g/t gold at Boundiali, Côte d'Ivoire (ASX:AUE)	23 April 2024, AUE drilling hits up to 45 g/t gold at Boundiali BD Target 2 (ASX:AUE)
24 Jan 2025, Compulsory Acquisition Notice Mako Takeover (ASX:AUE)	19 March 2024, AUE signs binding term sheet for 100% of Boundiali South (ASX:AUE)
24 Jan 2025, Non Binding MoU with SANY Heavy Equipment Co (ASX:AUE)	12 March 2024, AUE hits 73m at 2.15g/t incl 1m at 7.2g/t gold at Boundiali (ASX:AUE)
23 Jan 2025, Change in substantial holding for MKG (ASX:AUE)	01 March 2024, Aurum hits 4m at 22 g/t gold in Boundiali diamond drilling (ASX:AUE)
9 Jan 2025, Best and Final offer for Mako Gold Limited (ASX:AUE)	22 January 2024, Aurum hits shallow, wide gold intercepts at Boundiali, Côte d'Ivoire (ASX:AUE)
31 Dec 2024, Boundiali Project Maiden Resource delivers 1.6 Moz (amended) (ASX:AUE)	21 December 2023, Rapid Drilling at Boundiali Gold Project (ASX:AUE)
30 Dec 2024, Boundiali Gold Project Maiden Resource delivers 1.6 Moz (ASX:AUE)	21 November 2023, AUE Acquisition Presentation (ASX:AUE)
24 Dec 2024, Change in substantial holding for MKG (ASX:AUE)	21 June 2021, Notice of General Meeting/Proxy Form (MSR:ASX)
23 Dec 2024, AUE achieves in excess of 95% gold recoveries from Boundiali (ASX:AUE)	21 May 2021, PlusOr to Acquire 6194 sq kms Ground Position in Cote d'Ivoire (MSR:ASX)
18 Dec 2024, Aurum hits 277 g/t gold at Boundiali BM Target 3	22 August 2019, Boundiali RC Drill Results Continue to Impress (PDI:ASX)
13 Dec 2024, Change of Directors and Addition of Joint Company Secretary (ASX:AUE & ASX:MKG)	15 July 2019, RC, Trench Results Grow Boundiali Potential In Cote D'Ivoire (PDI:ASX)
6 Dec 2024, AUE receives firm commitments for A\$10 million placement (ASX:AUE)	27 May 2019, New Drill Results Strengthen Boundiali Project Cote D'Ivoire (PDI:ASX)
29 Nov 2024, Aurum earns 80% interest in Boundiali BM tenement (ASX:AUE)	16 January 2019, PDI-Toro JV Sharpens Focus with Major Drilling Program (PDI:ASX)
28 Nov 2024, AUE appoints Mr. Steve Zaninovich as Non-Executive Director (ASX:AUE)	26 November 2018, Boundiali North - Large Coherent Gold Anomalies in 14km Zone (PDI:ASX)
22 Nov 2024, AUE Declares Takeover Offer for all MKG Shares Unconditional (ASX:AUE)	

The Company confirms that it is not aware of any new information or data that materially affects the information included in the previous announcements. This presentation is authorized for market release by AUE's Board of Directors.

Aurum Resources: Investment Highlights



2.5Moz gold MRE
in Côte d'Ivoire,
West Africa:

Boundiali

1.6Moz Gold Project

- 1st MRE update: July 2025
- 2nd MRE update: Dec 2025
- PFS: Dec 2025
- DFS: H2 2026

Napié

0.87Moz Gold Project

- MRE update: Dec 2025



Boundiali
Met Work
Free milling
95% gold recovery
Simple flowsheet

Napié
Preliminary
Recovery Test:
+94% average gold
recoveries



Cost-effective
exploration
using our own
diamond drill rigs

8 diamond drill rigs
100,000m DD for
Boundiali in CY2025

2 diamond drill rigs
30,000m DD for
Napié in CY2025



Focused on Côte
d'Ivoire

Extensive Birimian
Greenstone

Stable and
supportive government
Excellent infrastructure



Experienced
leadership team
with proven track
record of
value creation

Supportive
shareholders

Corporate Overview



CAPITAL STRUCTURE (ASX:AUE)

A\$0.49

Share Price (30 June 2025)

232M

Shares on Issue¹

A\$113.7M

Market Capitalisation

~A\$12.4M*

*Cash unaudited
31 Mar 2025

~A\$101M

Enterprise Value

DIRECTORS

TROY FLANNERY

Non-Executive Chairman

DR CAIGEN WANG

Managing Director

MARK STRIZEK

Executive Director

STEVE ZANINOVICH

Non-Executive Director

MANAGEMENT

YAO (FRED) N'KZANA

Country Manager

YAYA OUATTARA

Exploration Manager



¹ Listed options AUEO (M) 7.3 Options / Performance Rights (M) 79.3 *Not including \$35.6M private placement – see next slide

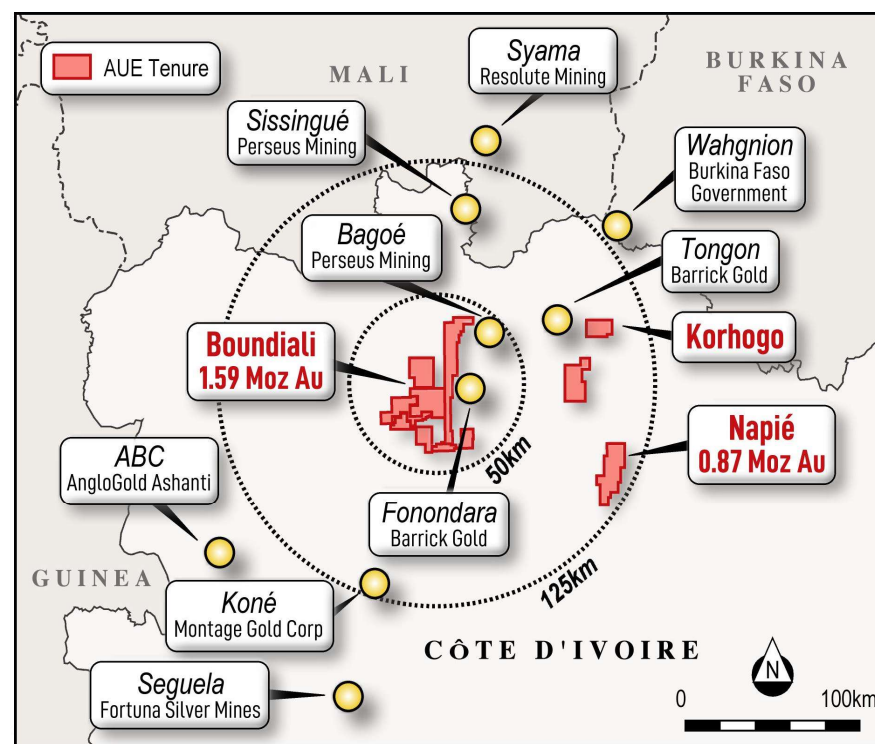
Strategic Investment to Support Growth Strategy*



- **Major funding secured:** A\$35.6 million private placement (100 million ordinary shares at \$0.356 per share)
- **High-calibre investor endorsement:** Lundin Family (9.9%), Montage Gold (9.9%) and Zhaojin Capital (8.5%) post placement
- **Accelerated project development:** Funding certainty enables Aurum to fast-track diamond drilling, expanding our drill rig fleet (drilling at Napié), and completing feasibility studies (PFS/DFS) for the Boundiali Gold Project.

Pro-Forma Capital Structure¹

Share price	\$0.356/share
Pro-Forma Shares on Issue	332m
Pro-Forma Market Capitalisation ³	\$118m (162.7m) ³
Pro-Forma Net Cash End June Quarter	~\$32m
Pro-Forma Enterprise Value ³	\$86m (130.7m) ³
Montage Gold Shares ^{2, 3}	\$11.71m (14.0m) ³



Placement is subject to Aurum shareholder approval at an EGM scheduled for 8 July 2025. Settlement expected mid-July 2025.

AURUM RESOURCES

*7 May 2025, Aurum to raise \$35.6 million from strategic investment (ASX:AUE)

¹ Assuming shareholder approval

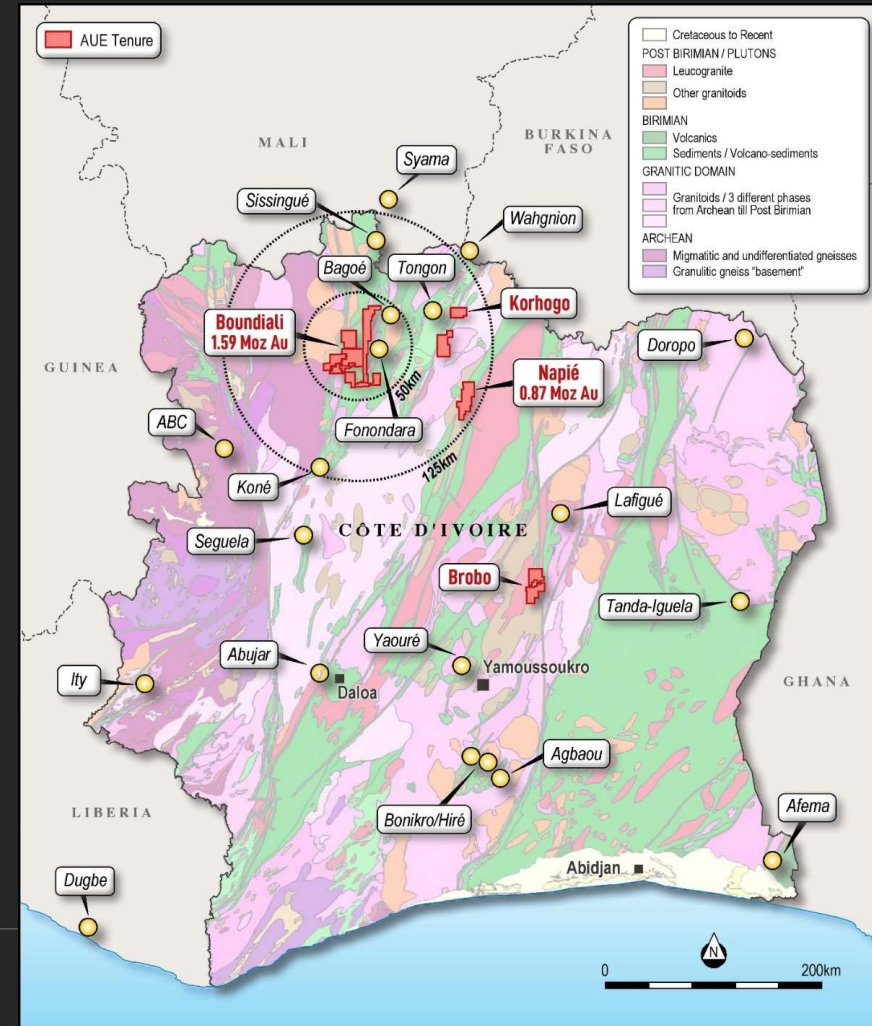
² Placement of 32,887,521 AUE shares at A\$0.356 per share to Montage (representing A\$11.71 million) via the receipt by Aurum of 2,887,496 Montage Shares valued by five-day VWAP (28 April to 2 May inclusive) of C\$3.61 per share. Montage share was C\$4.34 (A\$4.86) per share on 27/06/2025.

³ \$118m is based on AUE price \$0.356/share, \$162.7m is based on AUE price \$0.49/share.

2.5Moz Gold Resources: Poised for Growth



- **2.5Moz gold resource in Côte d'Ivoire, West Africa:**
 - **Boundiali - 1.6Moz Gold Project**
 - **Napié - 0.87Moz Gold Project**
- **Exploration upside: Gold mineralisation remains open at all deposits, with many targets yet to be drilled.**
- **Projects are located near infrastructure, including:**
 - **Roads, power and water**



Boundiali Gold Project – Overview

PROSPECTIVE LAND PACKAGE

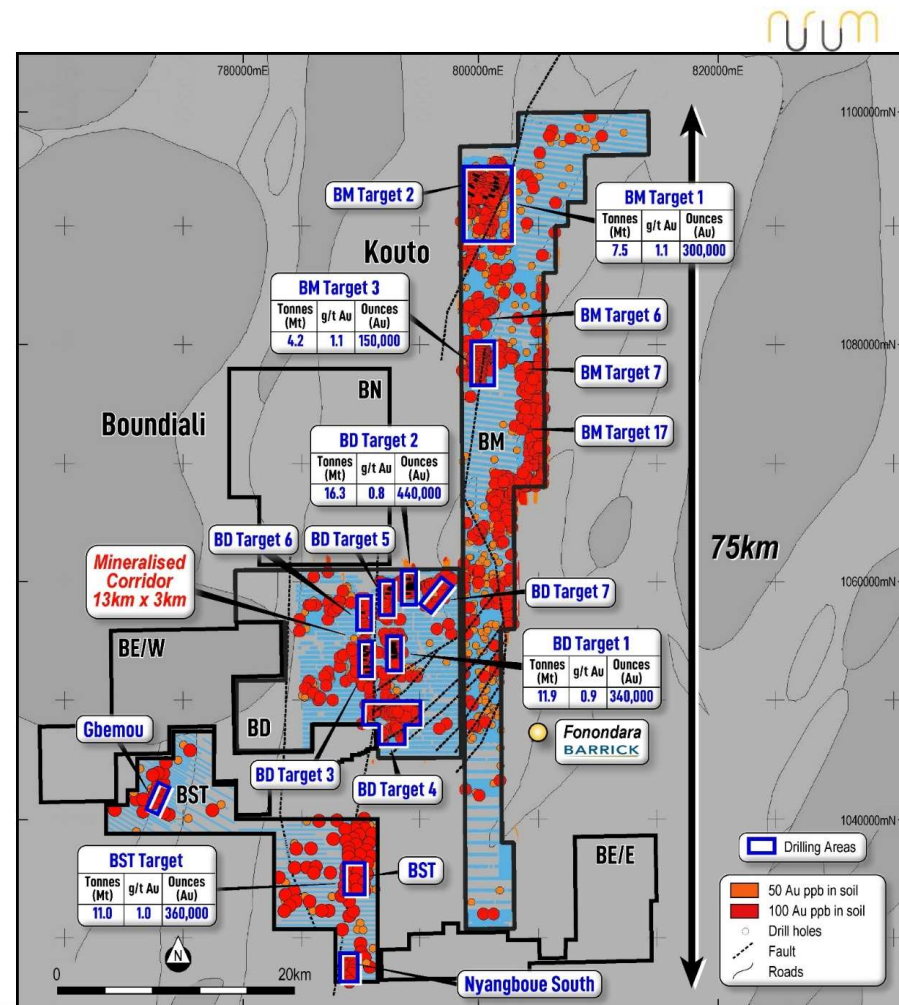
Hosting prospective Birimian greenstones. Located within the same greenstone belt as:

- Resolute's large **Syama** (11.5Moz) and Perseus' **Sissingué** (1.0 Moz) gold mines to the north
- Barrick's **Tongon** mine (5.0Moz) to the northeast, and
- Montage Gold's 4.5Moz **Koné** project located to the south
- Barrick's **Fonondara** target located east of **BM Gold Project**

Excellent access to roads, services and power infrastructure

JUST OVER 12 MONTHS DRILLING TO DELIVER 1.6Moz MAIDEN RESOURCE

Deposit	Tonnes (Mt)	g/t Au	Ounces (Au)
BST	11.0	1.0	360,000
BDT1	11.9	0.9	340,000
BDT2	16.3	0.8	440,000
BMT1	7.5	1.2	300,000
BMT3	4.2	1.1	150,000
TOTAL	50.9	1.0	1,590,000



AURUM RESOURCES *Project information sourced from company websites and public documents

Refer ASX announcement dated 30 December 2024 and amended 31 December 2024

BD Gold JV Project - 13km by 3km Proven Gold Corridor



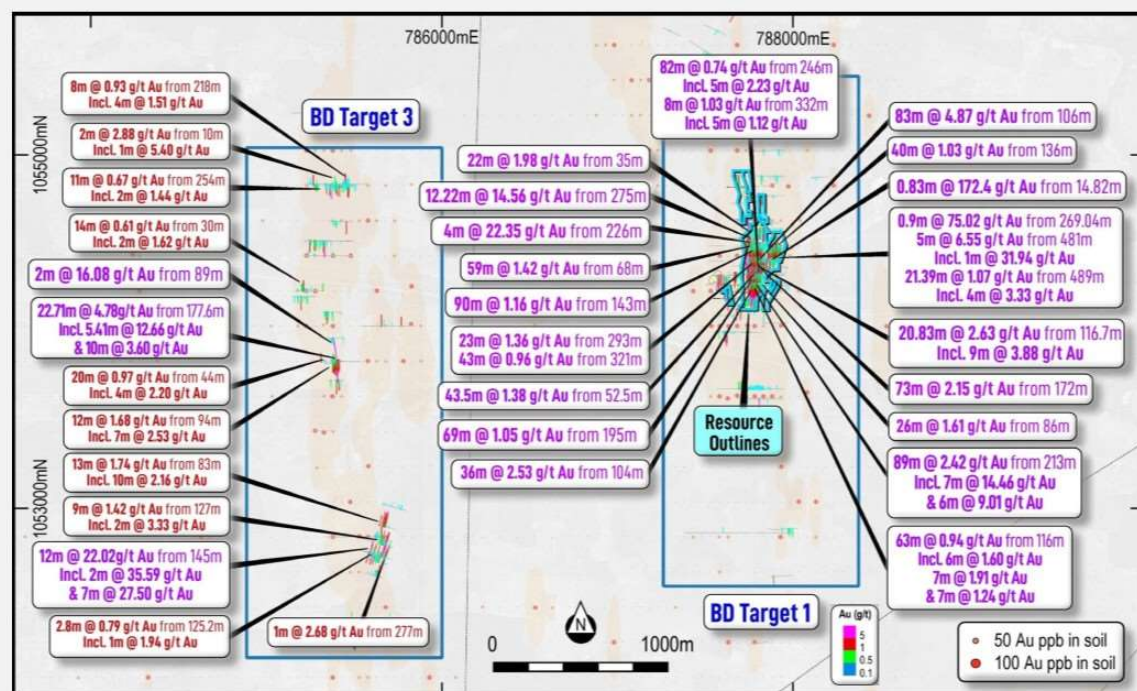
>60,000m DIAMOND CORE DRILLED SINCE JANUARY 2024¹

LATEST DIAMOND DRILL RESULTS²

- **83m @ 4.87 g/t Au** from 106m incl. **6.29m @ 34.94 g/t Au** & **8m @ 14.81 g/t Au** (DSDD0148)
- **89m @ 2.42 g/t Au** from 213 m incl. **7m @ 14.46 g/t Au** & **6m @ 9.01 g/t Au** (DSDD0150)
- **12m @ 22.02 g/t Au** from 145m incl. **7m @ 27.50 g/t Au** (DSDD0136)
- **73m @ 2.15g/t Au** from 172m incl. **4m @ 18.63g/t Au** (DSDD0012)
- **90m @ 1.16 g/t Au** from 143m incl. **51m @ 1.04 g/t Au** & **35m @ 1.47 g/t Au** (DSDD0050)
- **59m @ 1.42 g/t Au** from 68m incl. **13m @ 3.92 g/t Au** (DSDD0010)
- **36m @ 2.53 g/t Au** from 104m incl. **16m @ 5.03 g/t Au** (DSDD0011)
- **4m @ 22.35 g/t Au** from 226m (173m below surface) (DSDD0004)
- **12.22m @ 14.56 g/t Au** from 275m incl. **1m @ 163.42 g/t Au** (DSDD0051)
- **22.71m @ 4.78 g/t Au** from 177.59 m incl. **5.41m @ 12.66 g/t Au** & **10m @ 3.60 g/t Au** (DSDD0162)
- **69m @ 1.05 g/t Au** from 195m incl. **12m @ 2.28 g/t Au** (DSDD0060A)

13km by 3km NYANGBOUE GOLD CORRIDOR

- 780,000oz discovered from drilling at two of seven targets identified
- Underexplored with multiple targets yet to be drill tested^{3,4}



AURUM RESOURCES

¹ Geological Logs dated 28 February 2025 summary of diamond drilling on the BD exploration licence

² Refer ASX announcements dated 1 March 2024, 12 March 2024, 23 April 2024, 10 May 2024, 24 May 2024, 28 May 2024, 17 June 2024, 5 September 2024, 18 December 2024, 21 February 2025, 27 February 2025, 19 March 2025, 27 March 2025, 16 April 2025

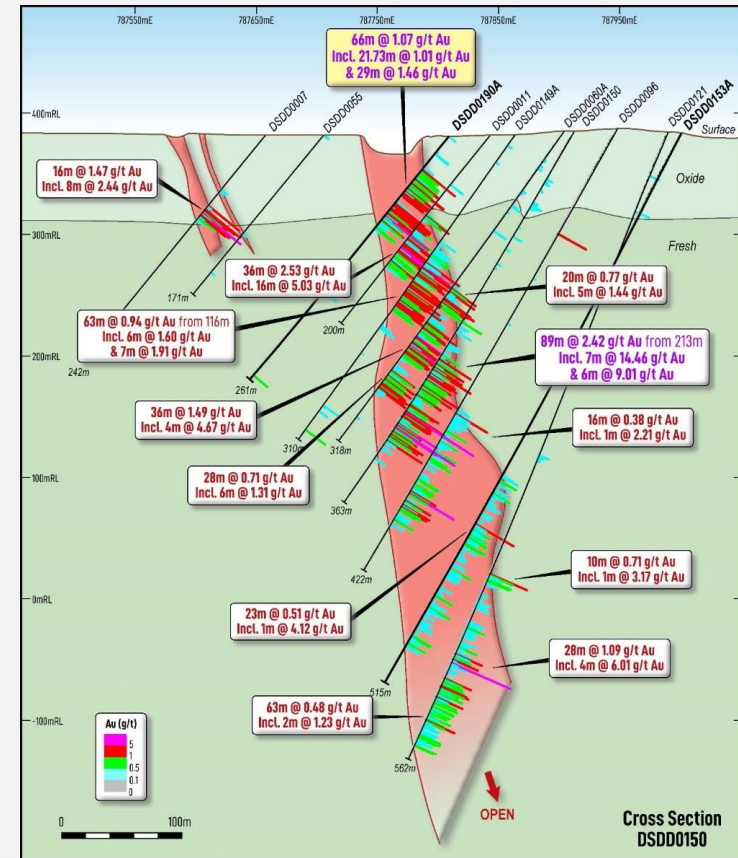
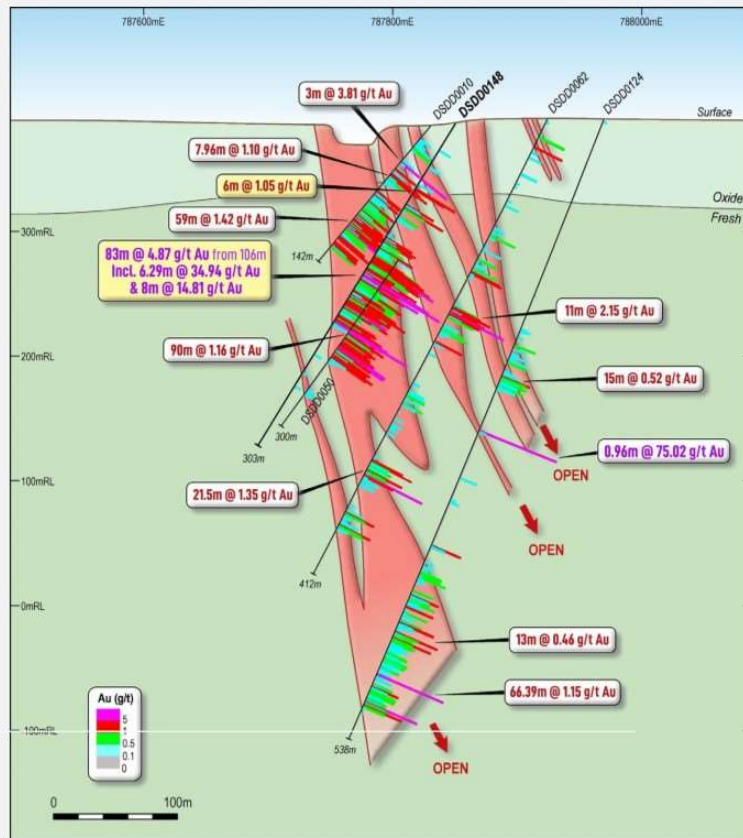
³ Refer Predictive Discovery Ltd (ASX:PDJ) ASX announcements dated 23 June 2016, 25 July 2016, 8 August 2016, 17 May 2017, 29 May 2017

⁴ Refer ASX announcement dated 17 June 2022

BD Gold JV Project - 13km by 3km Gold Corridor



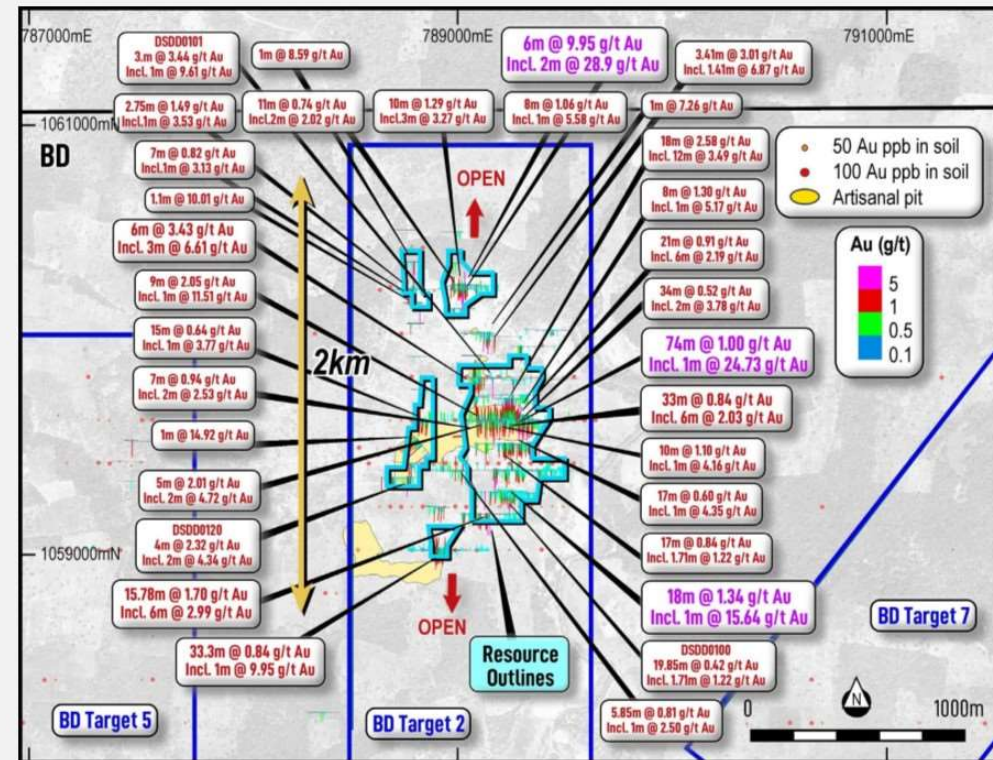
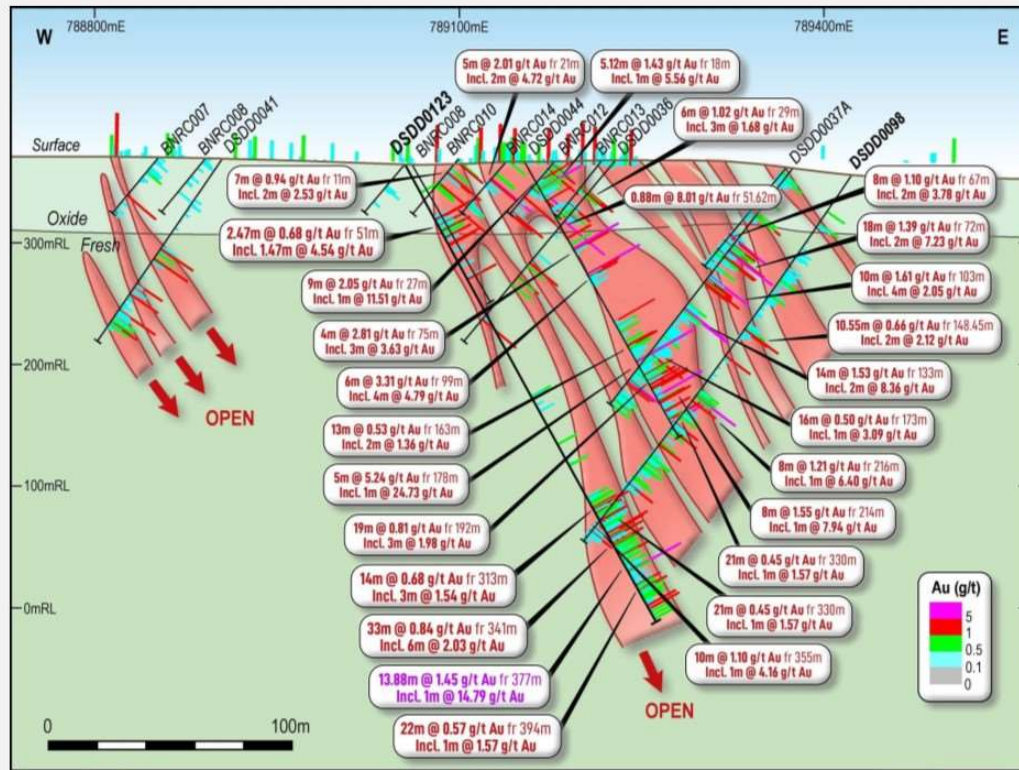
BD TARGET 1



BD Gold JV Project - 13km by 3km Gold Corridor



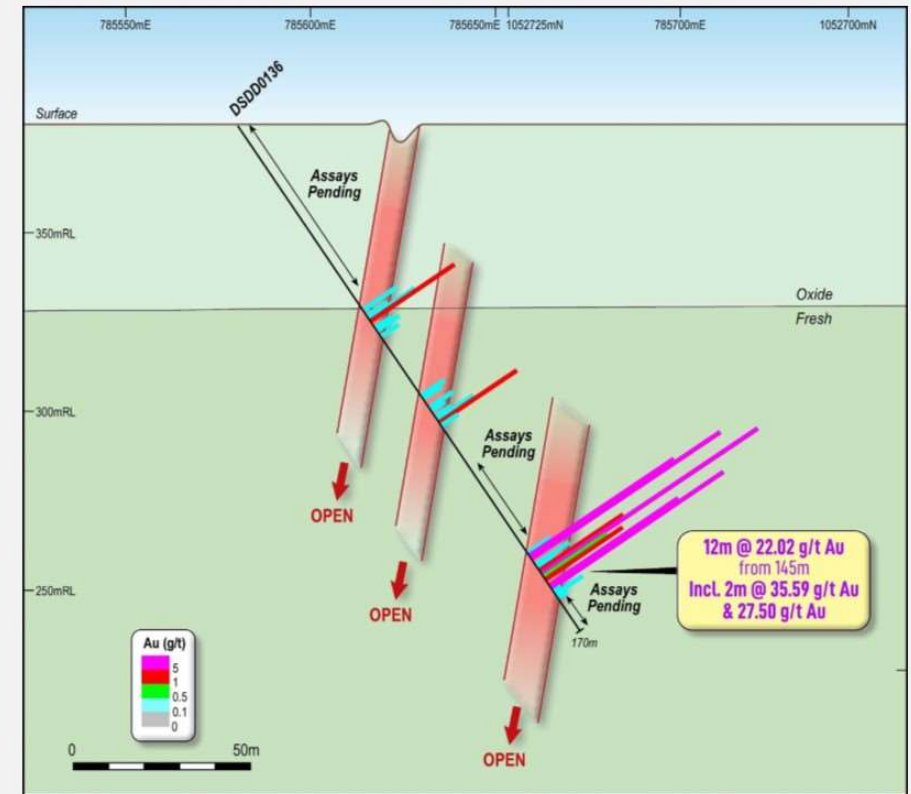
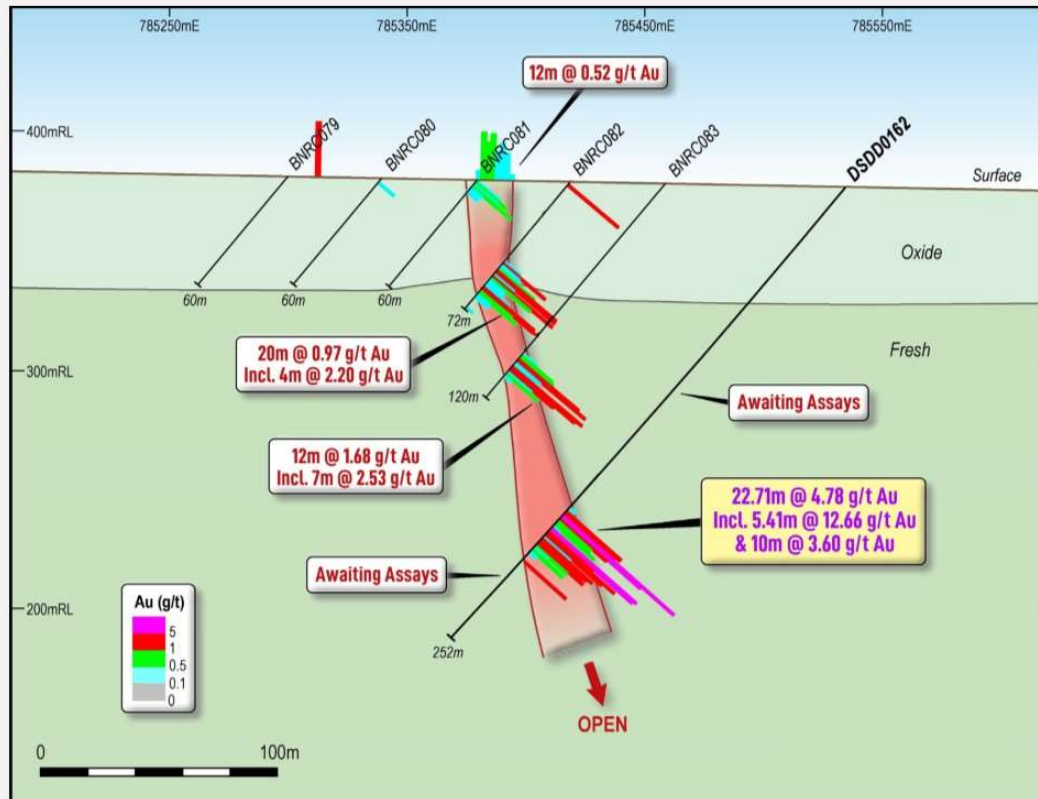
BD TARGET 2



BD Gold JV Project - 13km by 3km Gold Corridor



BD TARGET 3 OUTSIDE CURRENT RESOURCE



BM Gold Project JV – Quickly Growing Resources



>45,000m DIAMOND CORE DRILLED SINCE OCTOBER 2023¹

LATEST DIAMOND DRILL RESULTS

BM Target 1²

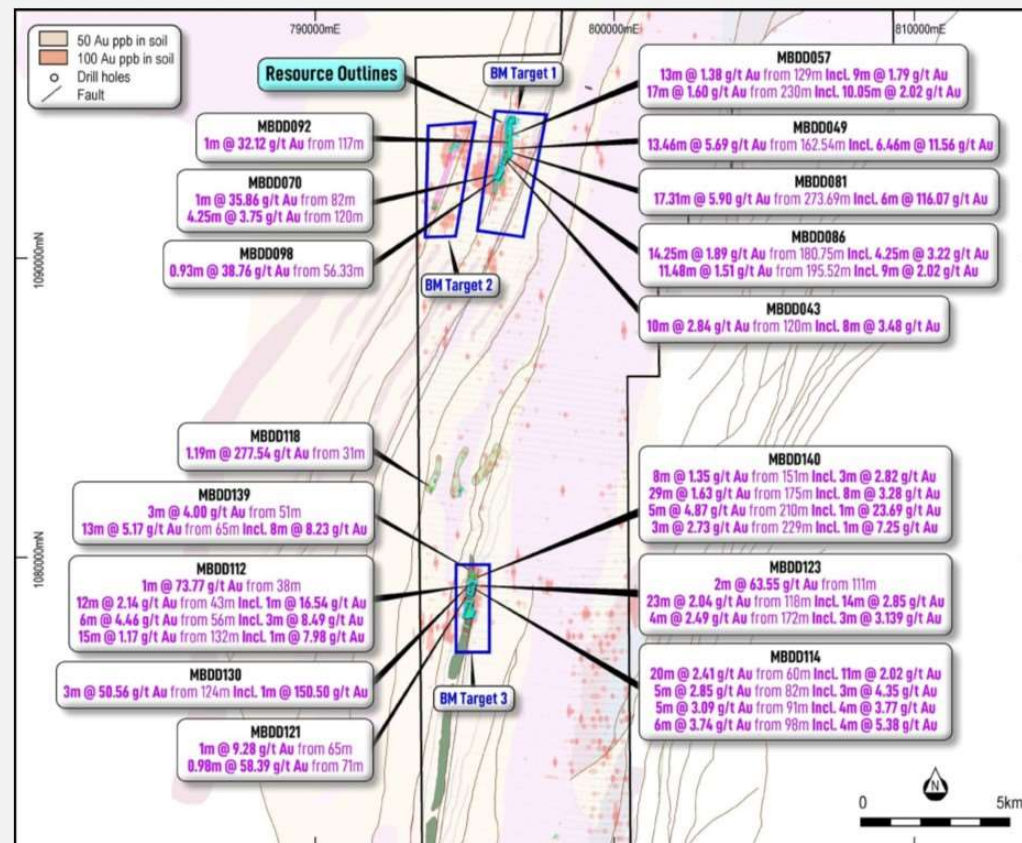
- 17.31m @ 5.90 g/t Au from 273.69m incl. 6m @ 16.07 g/t Au (MBDD081)
- 11.46m @ 6.67 g/t Au from 162.54m incl. 1.46m @ 45.04 g/t Au (MBDD049)
- 1m @ 35.86 g/t Au from 82m & 4.25m @ 3.75 g/t Au from 120m (MBDD070)
- 10m @ 2.84 g/t Au from 120 m incl. 8m @ 3.48 g/t Au (MBDD043)

BM Target 3³

- 1.19m @ 277.54 g/t Au from 31m (MBDD118)
- 9m @ 24.61 g/t Au from 221m incl. 4m @ 54.64 g/t Au (MBDD174)
- 1m @ 150.50 g/t Au within 3m @ 50.56 g/t Au from 124m (MBDD130)
- 13m @ 5.17 g/t Au from 65m incl. 8m @ 8.23 g/t Au (MBDD139)
- 4m @ 9.56 g/t Au from 130m incl. 3m @ 12.65 g/t Au (MBDD133)
- 2m @ 63.55 g/t Au from 111m incl. 1m @ 110.95 g/t Au & 23m @ 2.04 g/t Au from 118m (MBDD123)

MULTIPLE TARGETS YET TO BE DRILL TESTED

- 450,000oz discovered from drilling at two targets in northwest of licence
- Underexplored, only ~5km of 57km gold mineralised shears drill tested



BST Gold Project – Primed for Growth



SIGNIFICANT EXPLORATION UPSIDE FROM MULTIPLE DRILL-READY TARGETS

MULTIPLE GOLD TARGETS DEFINED

Strong gold-in-soil targets (5,700 samples):

- Nyangboue +6km strike
- Nyangboue South +2km strike
- Gbemou +1.5km strike

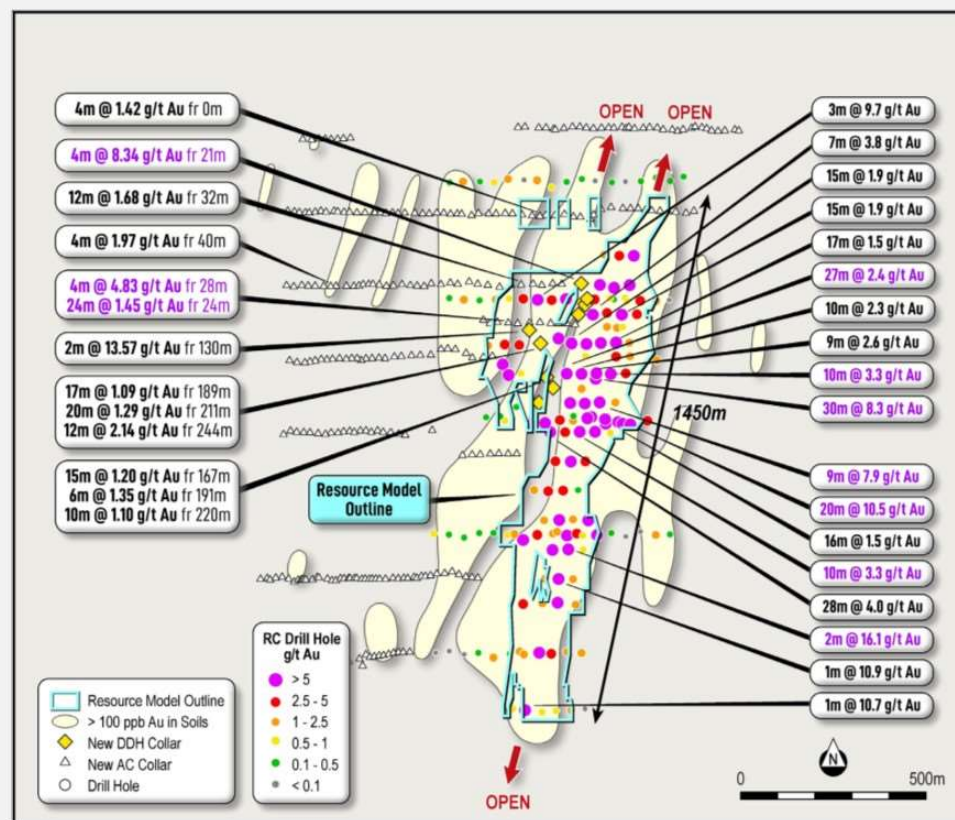
Historic drilling database

- AC: 545 holes, 21,056.00m
- RCDD: 10 holes, 1,658.12m
- DD: 8 holes, 1,771.33m
- RC: 247 holes, 17,975.00m

HISTORIC DRILL RESULTS

- 20m @ 10.45g/t Au from 38m (BRC0004S BIS)
- 30m @ 8.30g/t Au from 39m (NDC007)
- 28m @ 4.04g/t Au from 3m and 6m @ 3.29g/t Au from 47m (BRC003)
- 9m @ 7.90g/t Au from 99m (BRC006)
- 27m @ 2.42g/t Au from 27m (BRC175)
- 20m @ 1.29g/t Au from 211m (NDC016)
- 2m @ 13.57g/t Au from 130m (NDC017)
- 17m @ 1.09g/t Au from 189m; 20m @ 1.29g/t Au from 211m and 12m @ 2.14g/t Au from 244m EOH (NDC016)

Shallow 360,000oz resource - open along strike and at depth



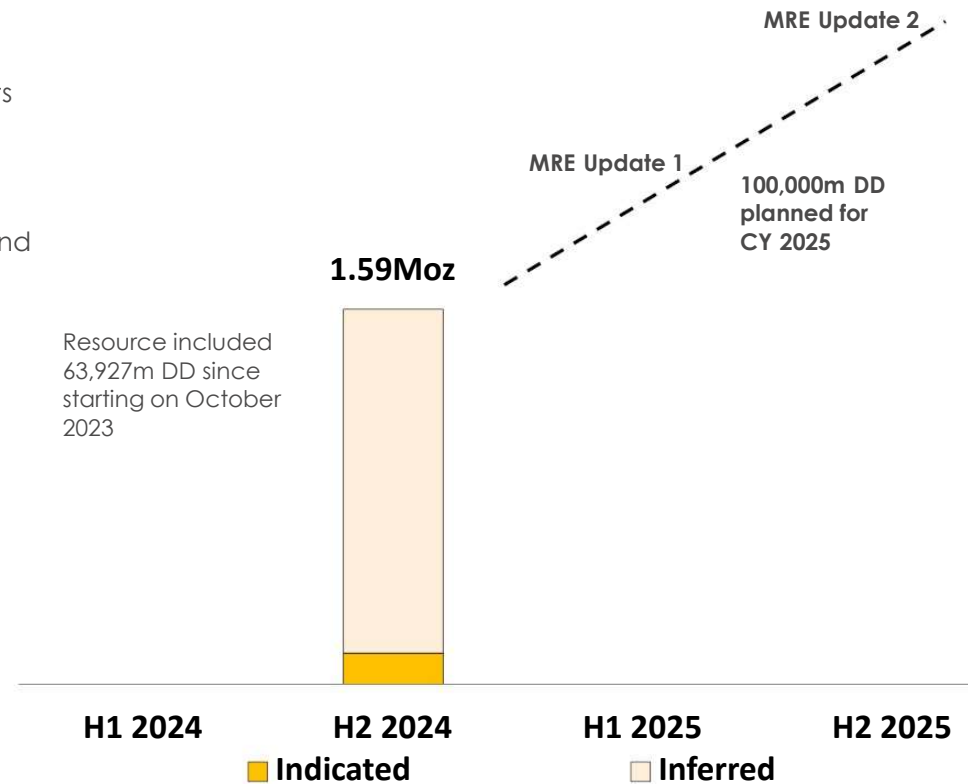
Boundiali: 1.6Moz JORC Resource

100,000m drilling in CY2025 to drive growth

- JORC Mineral Resource Estimate of **1.59Moz gold¹**
- **Gold mineralisation** remains **open along strike** and **down dip** at all deposits
- Drilling is ongoing on these deposits, with other Boundiali prospects **yet to be drilled**
- **100,000m** of drilling planned at Boundiali using eight (8) **self-owned** diamond rigs to **drive resource growth** in CY2025
- **Two MRE updates** expected in 2025

Deposit	Tonnes (Mt)	g/t Au	Ounces (Au)
BST	11.0	1.0	360,000
BDT1	11.9	0.9	340,000
BDT2	16.3	0.8	440,000
BMT1	7.5	1.2	300,000
BMT3	4.2	1.1	150,000
TOTAL	50.9	1.0	1,590,000

Resource included 63,927m DD since starting on October 2023



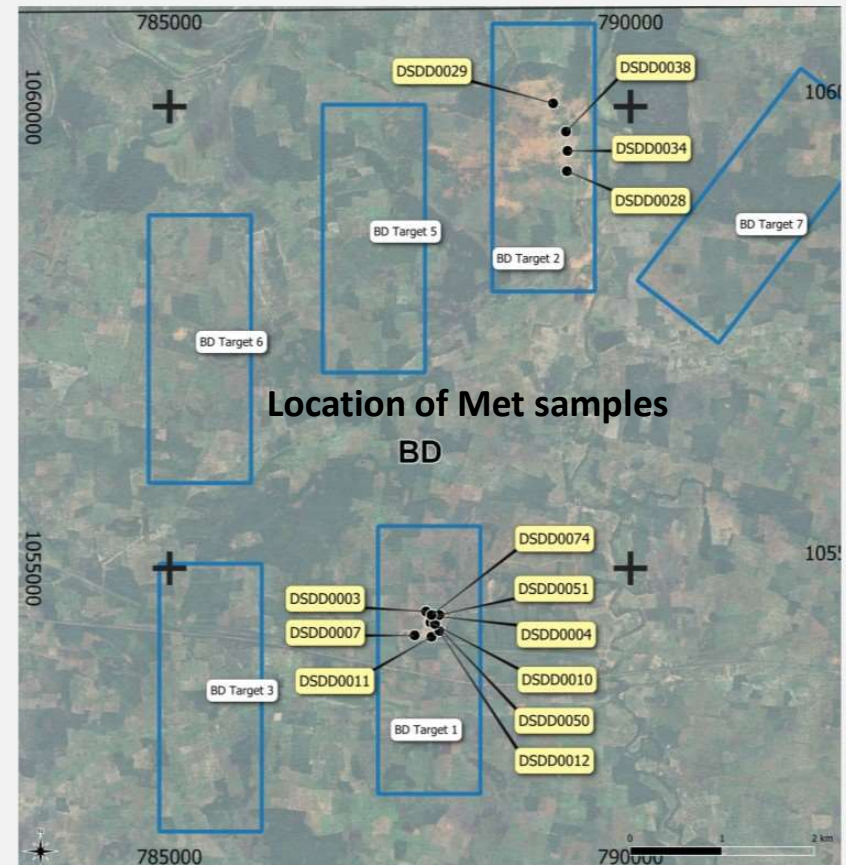
Boundiali PFS – On track for delivery in late 2025



BD Met work: Free milling +95% gold recovery

- **Easy to crush:** Ore is likely suitable for a single-stage SAG mill circuit
- **Gravity gold recovery:** Gold can be recovered at **50% to 60%** using gravity methods at a 106µm grind
- **Relatively fast leaching kinetics:** Leaching can generally be achieved in 24 hours or less
- **High overall gold recoveries:** Overall gold recoveries (gravity + leaching) are excellent at a reasonably coarse grind (**95-99% at 106 µm**)
- **Reduced reagents:** Leaching on the gravity tails showed a decrease of 32% in lime consumption and a decrease of 40% in cyanide consumption at a P80 of 106µm when compared to whole ore cyanidation leaching
- **Standard free milling process circuit suitable:** A typical gravity concentration and Carbon-in-Leach (CIL) circuit should be effective for processing Boundiali material.

PFS underway, targeting completion by end of 2025

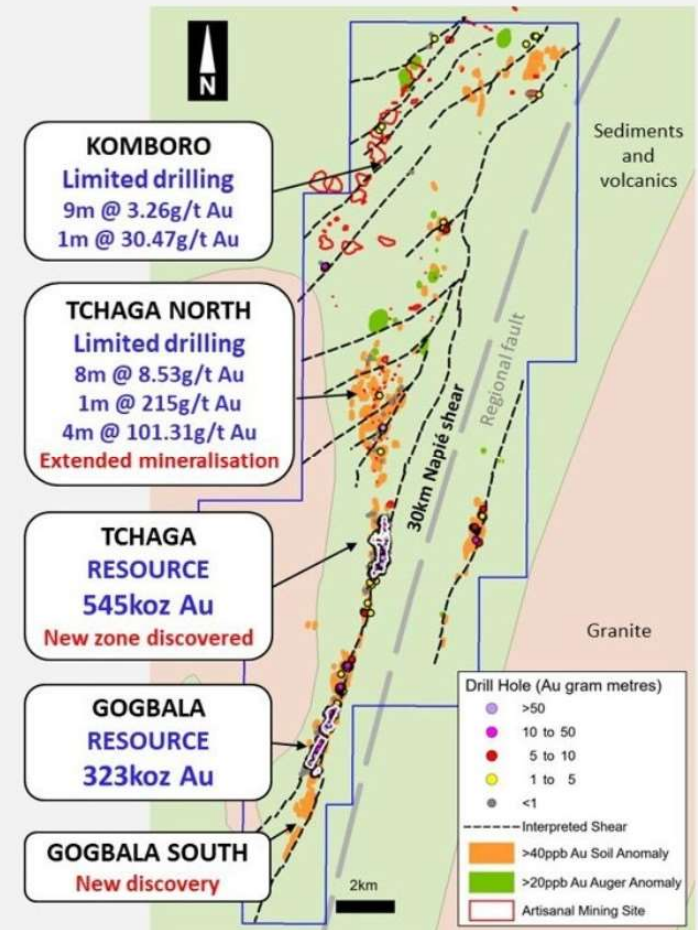


Napié Gold Project: 0.87Moz JORC Resource



30,000m DD commenced, targeting MRE update end of CY2025

- **Gold Resource:** Shallow open pit 0.87Moz JORC Resource at 1.20g/t Au, with mineralisation open along strike and at depth. Maximum resource depth between 160m – 195m across the two deposits
- **Exploration Upside:** Less than 13% of the 30km Napié Shear has been explored, offering significant potential for resource growth.
- **Drilling Commenced in June 2025:** 30,000m of drilling planned in 2025 to expand the resource.
- **Preliminary Recovery Test Work:** Returned +94% average gold recoveries.
- **Resource Growth Target:** First MRE update planned end of CY2025, with the goal of significantly expanding the resource base.
- **Infrastructure:** Excellent access to hydroelectricity, roads, and water, supporting future development.



Côte d'Ivoire – Growing Gold Producer



Stable

Political governance and strong economic performance



Extensive Birimian

Gold-bearing rocks with approximately 34% of West Africa's greenstone host over 60+1Moz deposits



Underexplored

World-class discovery potential



Proven jurisdiction

For mine development with modern, transparent and attractive mining code



Eight operating Gold mines

>1.5Moz pa (Barrick, Endeavour, Perseus, Tietto, Allied Gold and Fortuna)



Excellent infrastructure

Extensive network of sealed roads, grid power and HV transmission lines, skilled local workforce and contractors

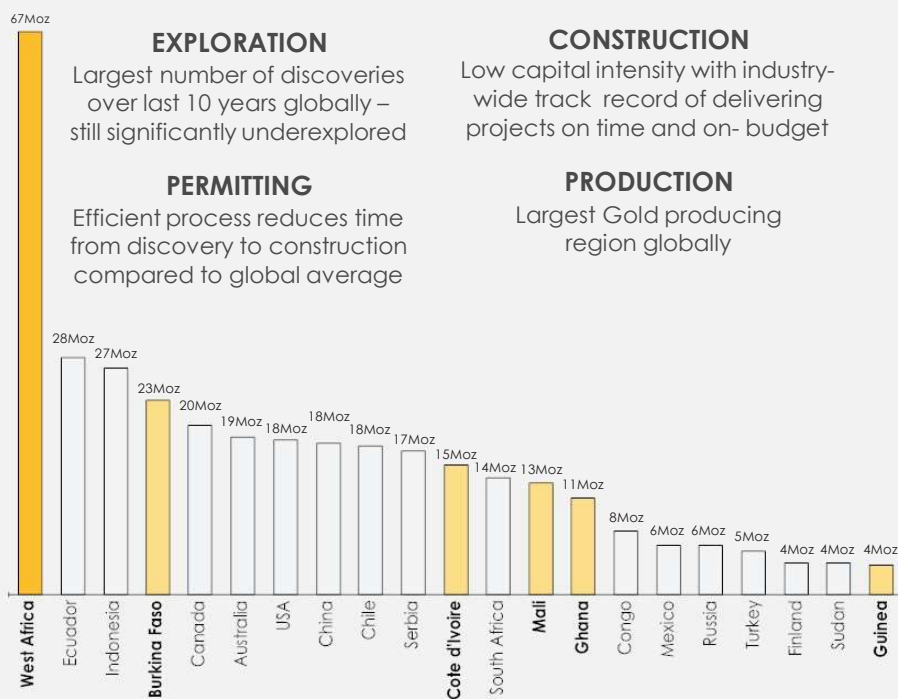
Alassane Ouattara Bridge

West Africa - Destination of Choice



DISCOVERIES BY AREA

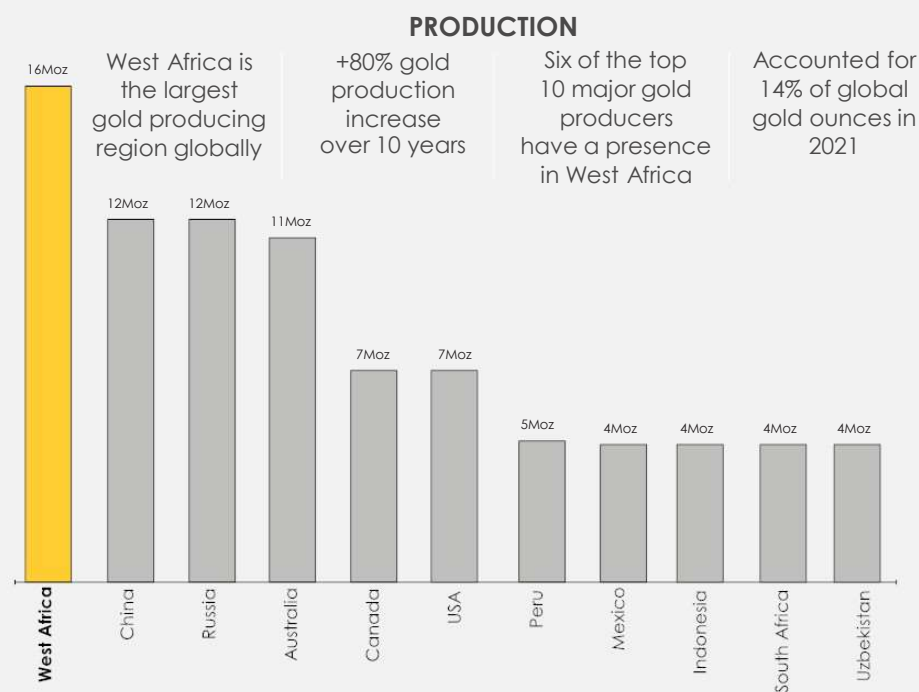
2010-2021



Source: S&P Global Market Intelligence, Endeavour Mining. West Africa includes Burkina Faso, Cote d'Ivoire, Ghana, Mali, Guinea and Senegal.

ANNUAL GOLD PRODUCTION BY REGION

IN MILLIONS OF OUNCES, FOR 2021




West Africa - Destination of Choice (continued)



GOLD PROJECT CONSTRUCTION

Based on 44 primary gold projects built since 2010

- Project built on time & schedule
- Project missed budget or schedule

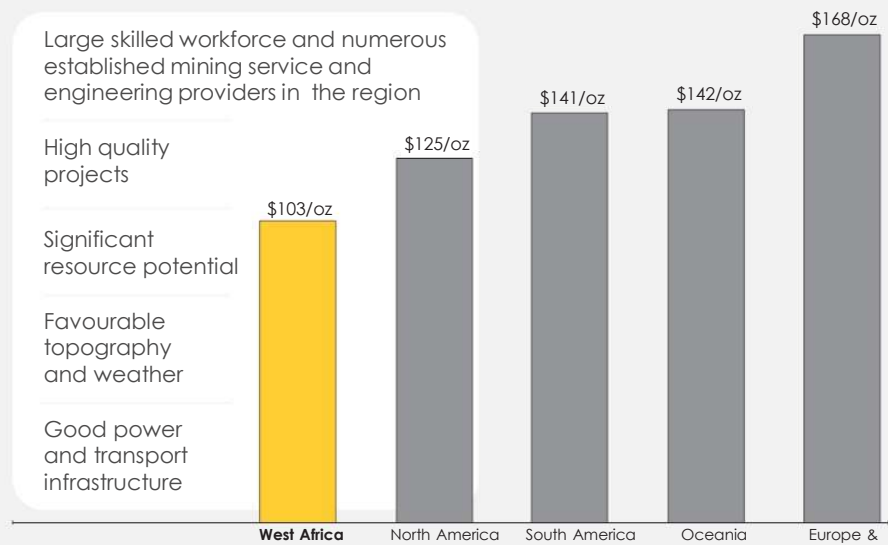


1) Based on expected construction timeline that remains on track as of 22 March 2023.
Source: S&P Global, Endeavour Mining. West Africa consists of Cote d'Ivoire, Burkina Faso, Guinea, Senegal, and Mali.

GOLD PROJECT CONSTRUCTION

Capital intensity calculated as development capital costs divided by M&I resource as per the feasibility study

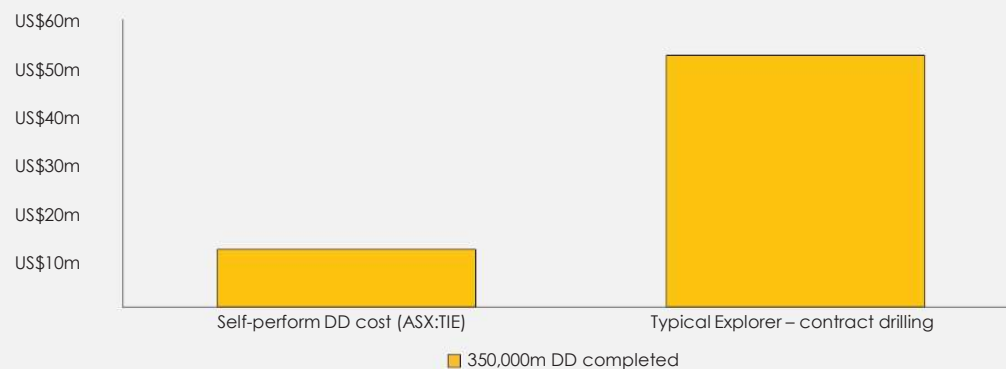
Low capital intensity with industry-wide track record of delivering projects on time and on budget



Source: S&P Global, Endeavour Mining. Considers primary Au mines with over 1 Moz in M&I resources, with capital cost estimate published after 1 January 2018



Drilling Exploration Dollars Further



WE OWN OUR DIAMOND DRILL RIGS

- Diamond drilling commenced on 24 October 2023 with our first two rigs
- We now own eight diamond drill rigs and 80,000m diamond drilling consumables purchased
- **100,000m** of drilling underway at Boundiali to drive resource growth in CY2025
- **30,000m** of drilling underway at Napié to drive resource growth in CY2025

ONGOING DRILLING OPERATIONS

- Proven game-changing strategy for junior explorers
- Reduce drilling costs by up to +65%
- Reduce cash burn – less capital needed to keep rigs spinning – minimise dilution
- Fast tracking resource growth
- Small footprint and man portable
- Owners have done it before - e.g. Tietto Minerals*

Why Invest in Aurum Resources?



- **2.5Moz Gold Resource:** Combined resource across Boundiali and Napié projects.
- **Exploration Upside:** Both projects have potential to grow resources through drilling.
- **Cost-Effective Exploration:** In-house diamond drilling fleet reduces costs by up to 65% and accelerates resource growth.
- **Experienced Leadership:** Proven track record of creating shareholder value.

		2025			
Boundiali		Q1	Q2	Q3	Q4
	100,000m DD drilling				
	First Mineral Resource update				
	Second Mineral Resource update				
	Boundiali PFS				
Napié					
	30,000m DD drilling				
	First Mineral Resource update				



Contact us + 61 8 6559 1792

Troy Flannery

Chairman

Email: contact@aurumres.com.au

Dr Caigen Wang

Managing Director

Email: caigen.wang@aurumres.com.au

Mark Strizek

Executive Director

Email: contact@aurumres.com.au

Boundiali Exploration Camp

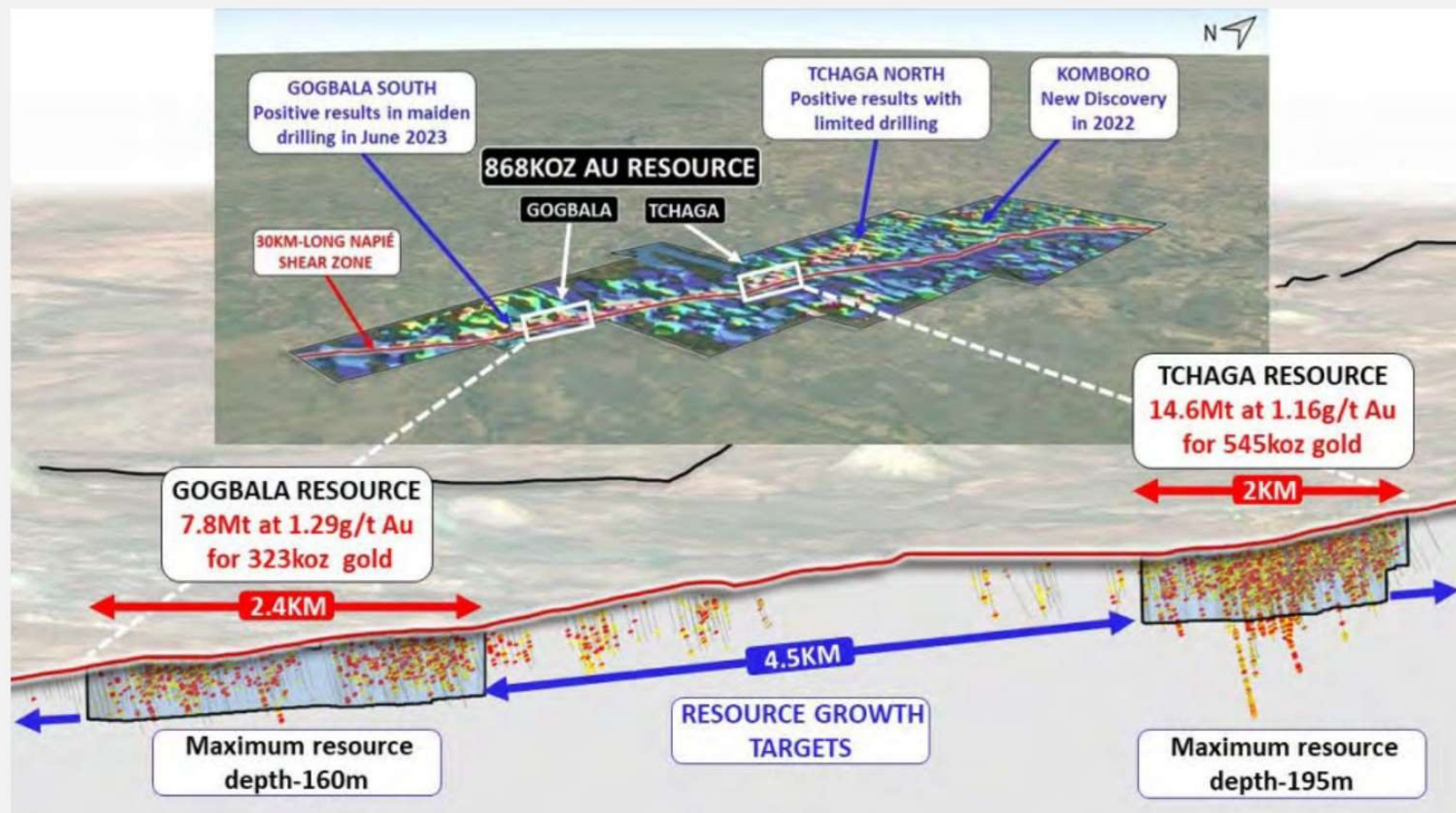
AURUM RESOURCES | ASX: AUE

Appendix



Napié Project

Significant potential along strike and at depth



Aurum's Projects



The flagship 1.6Moz Boundiali Gold Project is comprised of four neighbouring exploration tenements and is located within the same greenstone belt as Resolute's large Syama (11.5Moz) gold mine and Perseus' Sissingue (1.4 Moz) gold mine to the north and Montage Gold's 4.5Moz Koné project located to the south. Barrick's Tongon mine (5.0Moz) is located to the northeast:

- 1) Boundiali Minex Tenement PR0893 ("**BM**"), 400km², holder Minex West Africa, of which Aurum holds 80% (through its fully owned subsidiary Plusor Global Pty Ltd "Plusor") and can hold interest of between 80-88% in a mining licence.
- 2) Boundiali DS tenement PR808 ("**BD**"), 260km², holder DS Resources Joint Venture Company, of which Aurum is 80% share capital owner through its fully owned subsidiary Plusor.
- 3) Boundiali South tenement ("**BS**") 100%, 167.34km² is located directly south of Aurum's BD and BM tenement. Application for mining exploitation licence was lodged with the Ministry of Mines, Petroleum and Energy in March 2025.
- 4) Boundiali North tenement PR283 ("**BN**"), 208.87km², under renewal, Aurum to earn up to 70% interest through its wholly owned subsidiary Plusor.

Mako Gold is a wholly owned subsidiary of Aurum and holds the following projects:

- 1) 0.87Moz Napié Gold Project. 90% Mako and African American Investment Fund (AAIF) has a 10% interest in the Napié Project free carried to completion of a feasibility study.
- 2) Korhogo Project (100%), significant manganese discovery
- 3) Brobo Project (100%), prospective for lithium/rare earths

Aurum Mineral Resources JORC 2012



Statement of Boundiali Mineral Resources by Deposit as at 29 December 2024. Reported at 0.5 g/t Au cut off within pit shells; and 1.0 g/t Au cut off below the pit shells^[1]

Area	Class	Oxide			Transition			Fresh			Total		
		Quantity (Mt)	Au (g/t)	Au (Oz)	Quantity (Mt)	Au (g/t)	Au (KOz)	Quantity (Mt)	Au (g/t)	Au (KOz)	Quantity (Mt)	Au (g/t)	Au (KOz)
BST	Indicated	0.8	1.1	30,000	0.7	1.2	30,000	2.4	1.0	80,000	3.9	1.1	130,000
	Inferred	0.6	1.0	20,000	1.3	1.0	40,000	5.1	1.0	160,000	7.1	1.0	220,000
	Sub Total	1.4	1.1	50,000	2.0	1.0	70,000	7.6	1.0	240,000	11.0	1.0	360,000
BDT1	Indicated												
	Inferred	0.8	0.9	20,000	0.3	0.9	10,000	10.8	0.9	310,000	11.9	0.9	340,000
	Sub Total	0.8	0.9	20,000	0.3	0.9	10,000	10.8	0.9	310,000	11.9	0.9	340,000
BDT2	Indicated												
	Inferred	0.1	0.8	3,000	2.1	0.8	60,000	14.1	0.8	380,000	16.3	0.8	440,000
	Sub Total	0.1	0.8	3,000	2.1	0.8	60,000	14.1	0.8	380,000	16.3	0.8	440,000
BMT1	Indicated												
	Inferred	0.3	1.0	10,000	0.1	1.0	3,000	7.1	1.3	288,000	7.5	1.2	300,000
	Sub Total	0.3	1.0	10,000	0.1	1.0	3,000	7.1	1.3	288,000	7.5	1.2	300,000
BMT3	Indicated												
	Inferred	0.2	1.1	10,000	0.3	1.1	10,000	3.8	1.1	130,000	4.2	1.1	150,000
	Sub Total	0.2	1.1	10,000	0.3	1.1	10,000	3.8	1.1	130,000	4.2	1.1	150,000
All	Indicated	0.8	1.2	30,000	0.7	1.3	30,000	2.4	1.0	80,000	3.9	1.0	130,000
	Inferred	2.0	1.0	60,000	4.1	0.9	120,000	40.8	1.0	1,270,000	47.0	1.0	1,450,000
	Total	2.8	1.0	90,000	4.8	1.0	150,000	43.3	1.0	1,350,000	50.9	1.0	1,590,000

Napié Mineral Resource Estimate; On 14 June 2022, a maiden Mineral Resource Estimate was reported in accordance with JORC (2012) comprising two deposits, Tchaga and Gogbala.^[2] Resources reported at a cut-off grade of 0.6g/t gold. Differences may occur in totals due to rounding.

Deposit	Category	Tonnes (Mt)	Grade (g/t Au)	Au (koz)
Tchaga	Inferred	14.6	1.16	545
Gogbala	Inferred	7.8	1.29	323
Global Resource	Total	22.5	1.20	868

AURUM RESOURCES

26

^[1] "Aurum delivers 1.6Moz Maiden JORC Resource at Boundiali Gold Project" released to the Australian Securities Exchange on 30 December 2024 and amended on 31 December 2024 and available to view on www.asx.com.au.

^[2] "Napié Project Listing Rule 5.6 Disclosure (Amended)" released to the Australian Securities Exchange on 4 February 2025 and available on www.asx.com.au.