



TGMETALS

PROGRESSING TO PRODUCTION **VAN UDEN GOLD PROJECT**

Western Australia

Gold Coast Investment Showcase – June 2025

ASX:TG6

DISCLAIMER

This presentation has been prepared by TG Metals Limited. The information contained in this presentation is not investment or financial product advice and is not intended to be used as the basis for making an investment decision. The presentation has been prepared without taking into account the investment objectives, financial situation or particular needs of any particular person. No representation or warranty, express or implied, is made as to the fairness, accuracy, completeness or correctness of the information, opinions and conclusions contained in this presentation. To the maximum extent permitted by law, none of TG Metals Limited, its directors, employees or agents, not any other person accepts any liability, including, without limitation, any liability arising out of fault of negligence, for any loss arising from the use of the information contained in this presentation. In particular, no representation or warranty, express or implied is given as the accuracy, completeness or correctness, likelihood of achievement or reasonableness or any forecasts, prospects or returns contained in this presentation nor is any obligation assumed to update such information. Such forecasts, prospects or returns are by their nature subject to significant uncertainties and contingencies. No representation is made that, in relation to the tenements the subject of this presentation, TG Metals has now or will at any time in the future develop further resources or reserves within the meaning of the Australian Code for Reporting of Exploration Results, Mineral resources and Ore Reserves (The JORC Code).

Before making an investment decision, you should consider, with or without the assistance of a financial adviser, whether an investment is appropriate in light of your particular investment needs, objectives and financial circumstances. You should have consideration to the risks involved in investment in TG Metals Limited. By accepting this presentation, the recipient represents and warrants that it is a person to whom this presentation may be delivered or distributed without a violation of the laws of any jurisdiction.

This presentation is not to be disclosed to any other person or used for any other purpose and any other person who receives this presentation should not rely or act upon it. Information contained in this presentation is confidential information and the property of TG Metals Limited. It is made available strictly for the purposes referred to above. The presentation and any further confidential information made available to any recipient must be held in complete confidence and documents containing such information may not be reproduced, used or disclosed with the prior written consent of TG Metals Limited.

The material contained in this presentation does not constitute or contain an offer or invitation to subscribe for or purchase any securities in TG Metals nor does it constitute an inducement to make an offer or invitation with respect to those securities. No agreement to subscribe for or purchase securities in TG Metals will be entered into on the basis of this presentation.

COMPETENT PERSONS STATEMENT

The information in this presentation that relates to the Mineral Resource Estimate Report has been compiled by Mr Matthew Karl. Mr Karl is an employee of Mining Plus Pty Ltd and has acted as an independent consultant on the report titled “MP13744 TG Metals Ltd – Van Uden - JORC Mineral Resource Estimate Report – May 2025”. Mr Karl is a Member of the Australian Institute of Mining and Metallurgy (AusIMM) and Australian Institute of Geoscientists (AIG) and has sufficient experience with the style of mineralisation, deposit type under consideration and to the activities undertaken to qualify as a Competent Person as defined in the 2012 Edition of the “Australasian Code for Reporting of Exploration Results, Mineral Resources and Ore Reserves (The JORC Code). Mr Karl consents to the inclusion in this presentation of the contained technical information relating the Mineral Resource Estimation in the form and context in which it appears.

Information in this presentation that relates to exploration results, exploration targets, geology, drilling and mineralisation is based on information compiled by Mr David Selfe who is a Fellow of the Australasian Institute of Mining and Metallurgy. Mr Selfe has sufficient experience that is relevant to the style of mineralization and type of deposit under consideration and to the activities that he is undertaking to qualify as a Competent Person as defined in the 2012 Edition of the Australasian Code for Reporting of Exploration Results, Mineral Resources and Ore Reserves. Mr Selfe has consented to the inclusion in this presentation of matters based on their information in the form and context in which it appears. Mr Selfe considers that the information in this presentation is an accurate representation of the available data and studies for the Van Uden Gold Project.

FORWARD LOOKING STATEMENT

This presentation contains certain statements that may constitute “forward looking statement”. Such statements are only predictions and are subject to inherent risks and uncertainties, which could cause actual values, results, performance achievements to differ materially from those expressed, implied or projected in any forward looking statements.

Forward-looking statements are statements that are not historical facts. Words such as “expect(s)”, “feel(s)”, “believe(s)”, “will”, “may”, “anticipate(s)” and similar expressions are intended to identify forward-looking statements. These statements include, but are not limited to statements regarding future production, resources or reserves and exploration results. All such statements are subject to certain risks and uncertainties, many of which are difficult to predict and generally beyond the control of the Company, that could cause actual results to differ materially from those expressed in, or implied or projected by, the forward-looking information and statements. These risks and uncertainties include, but are not limited to: (i) those relating to the interpretation of drill results, the geology, grade and continuity of mineral deposits and conclusions of economic evaluations, (ii) risks relating to possible variations in reserves, grade, planned mining dilution and ore loss, or recovery rates and changes in project parameters as plans continue to be refined, (iii) the potential for delays in exploration or development activities or the completion of feasibility studies, (iv) risks related to commodity price and foreign exchange rate fluctuations, (v) risks related to failure to obtain adequate financing on a timely basis and on acceptable terms or delays in obtaining governmental approvals or in the completion of development or construction activities, and (vi) other risks and uncertainties related to the Company’s prospects, properties and business strategy. Our audience is cautioned not to place undue reliance on these forward-looking statements that speak only as of the date hereof, and we do not undertake any obligation to revise and disseminate forward-looking statements to reflect events or circumstances after the date hereof, or to reflect the occurrence of or non-occurrence of any events.

The Company believes that it has a reasonable basis for making the forward-looking Statements in the presentation based on the information contained in this and previous ASX announcements.

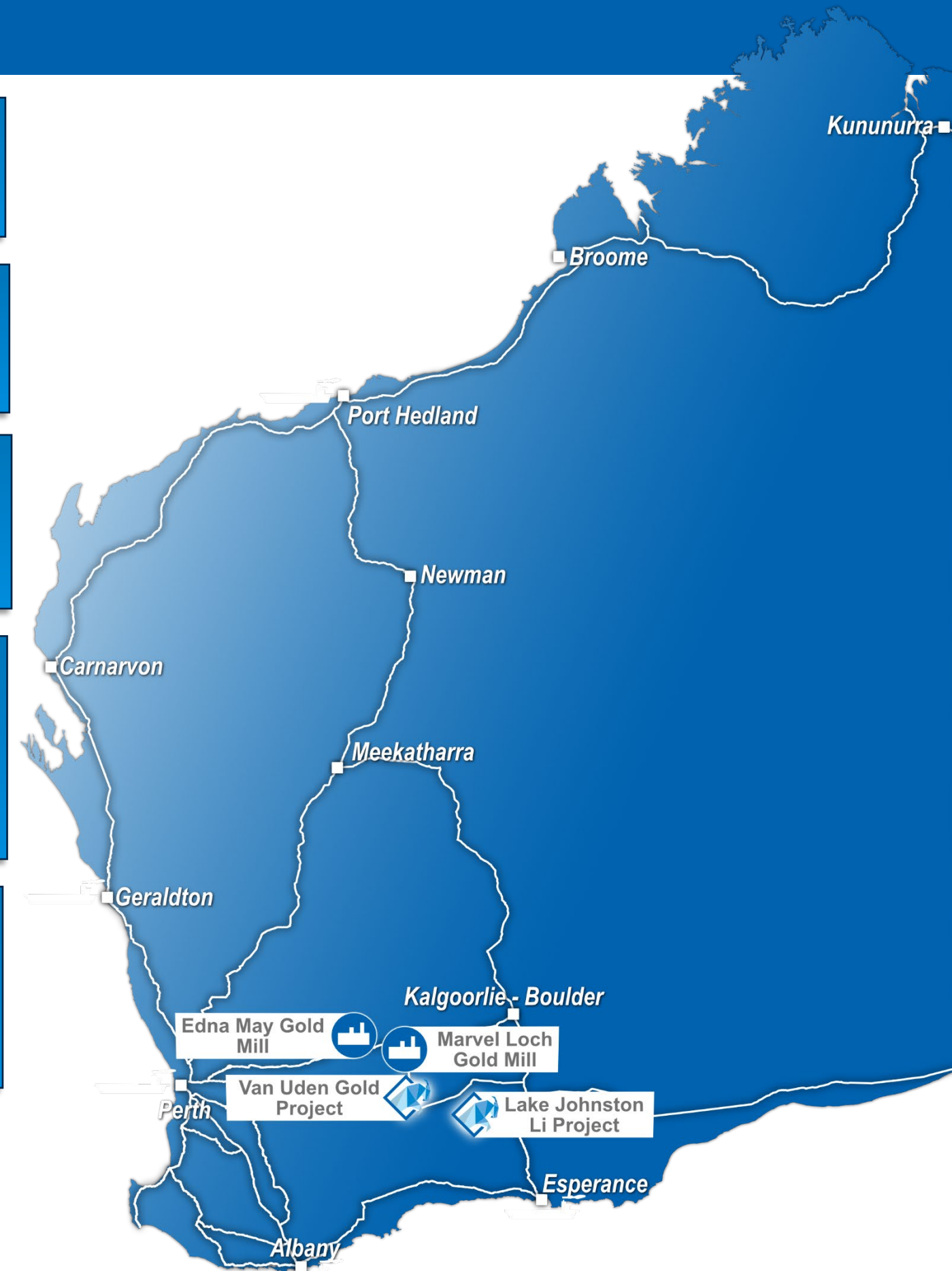
The Company is not aware of any new information or data that materially affects the information included in this ASX release, and the Company confirms that, to the best of its knowledge, all material assumptions and technical parameters underpinning the exploration results in this release continue to apply and have not materially changed.

CAUTIONARY STATEMENT – VISUAL ESTIMATES

This presentation contains references to visual results and visual estimates of mineralisation. The Company draws attention to uncertainty in reporting visual results. Visual estimates of mineral abundance should never be considered a proxy for laboratory analyses where concentrations or grades are the factor of principal economic interest. Visual estimates also potentially provide no information regarding impurities or deleterious physical properties relevant to valuations.

REVIVING FORRESTANIA'S GOLD LEGACY

- ◆ **Van Uden Gold Project** – 80% interest in granted mining leases & exploration licences. Remaining 20% held by regional gold producer
- ◆ **Updated MRE to JORC 2012 Compliance** – 227Koz Au with upside
- ◆ **Previous Operating Mines** – Tenure includes previous operating mines, with proven gold endowment, in an established mining region
- ◆ **Strategic Location with Existing Infrastructure** – Access to essential infrastructure (power/water), skilled workforce and sealed road access to nearby gold processing facilities
- ◆ **Near-Term Cash Flow Potential** – Existing stockpiles drilled for near term production potential in a time of record gold prices
- ◆ **Upcoming Catalysts** – Economic assessment of stockpiles, securing Toll treatment agreement, assessing in-pit ore access



CORPORATE OVERVIEW

Capital Structure

Shares on Issue	Cash & Receivables ¹	Market Cap ²
80.6M	\$2.0M	\$10.0M
	¹ at 1 May 2025	² at \$0.12.5 share price
Unlisted Options*	Performance Rights**	
5.0M	1.7M	

* 3m Director & Management options: 24 May 2027 expiry, \$0.30 exercise
* 2.0m Broker options: 9 Feb 2027 expiry, \$1.125 exercise
** VWAP based incentive milestones vested

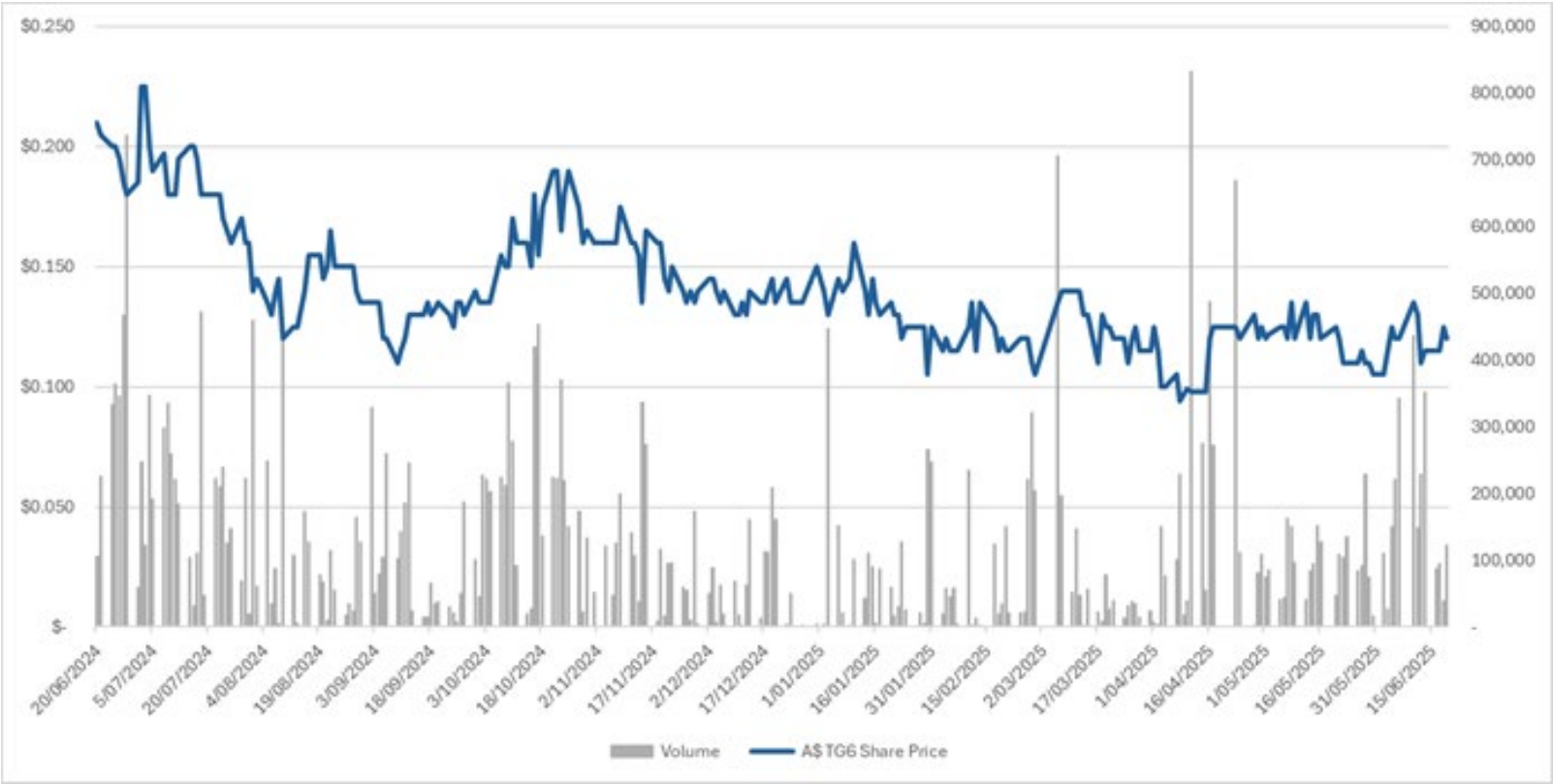
Directors & Management

Mr Richard Bevan	Non Executive Chairman	Mr David Selfe	Chief Executive Officer
Mr Brett Smith	Non Executive Director	Ms Nicki Farley	Company Secretary
Ms Gloria Zhang	Non Executive Director		

Shareholder Composition

Top 50 Shareholders	64.93%
Directors & Management	8.99%
Montague Resources Australia	7.09%
Founders	20.45%

12 Month Share Price Performance



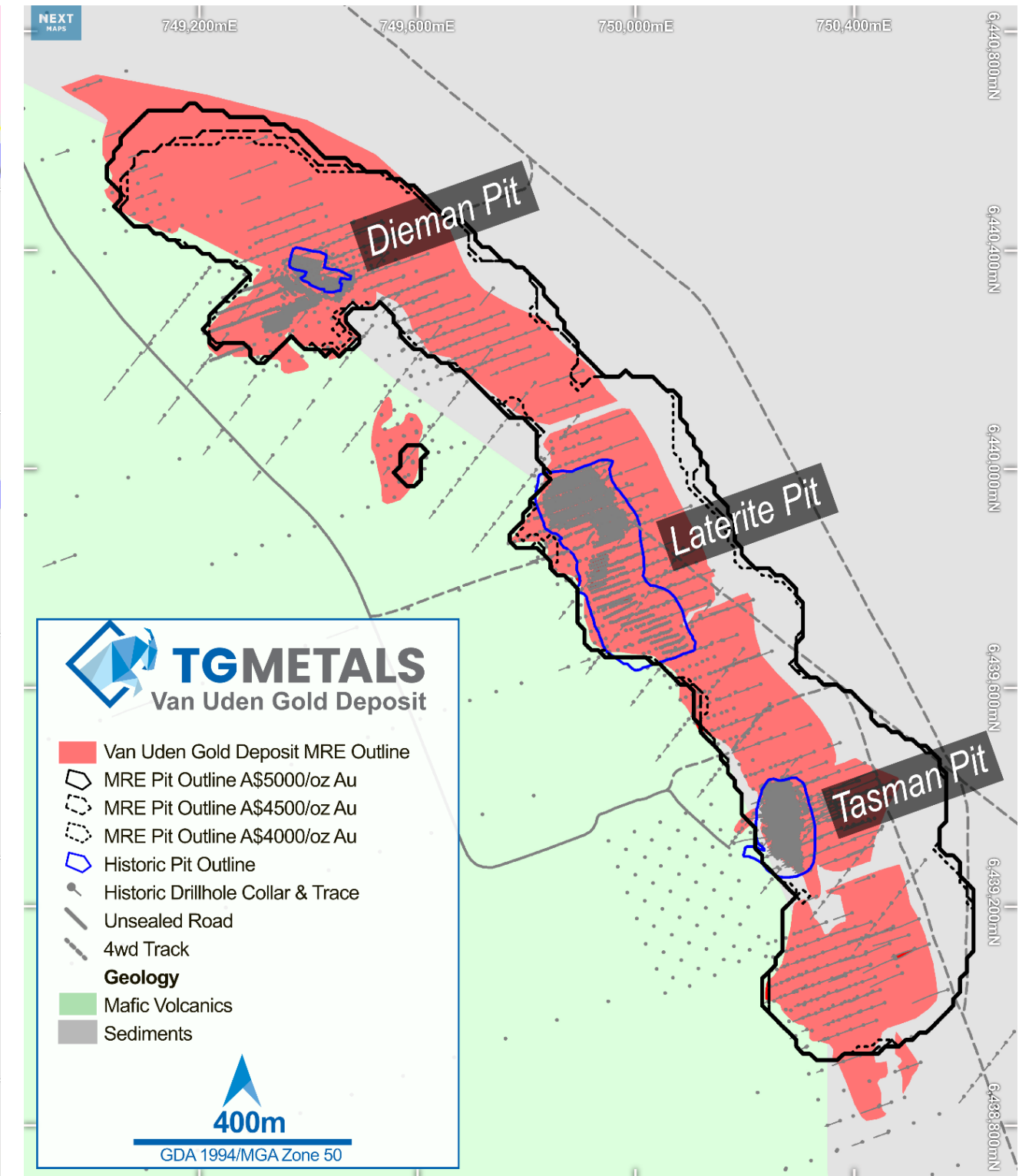
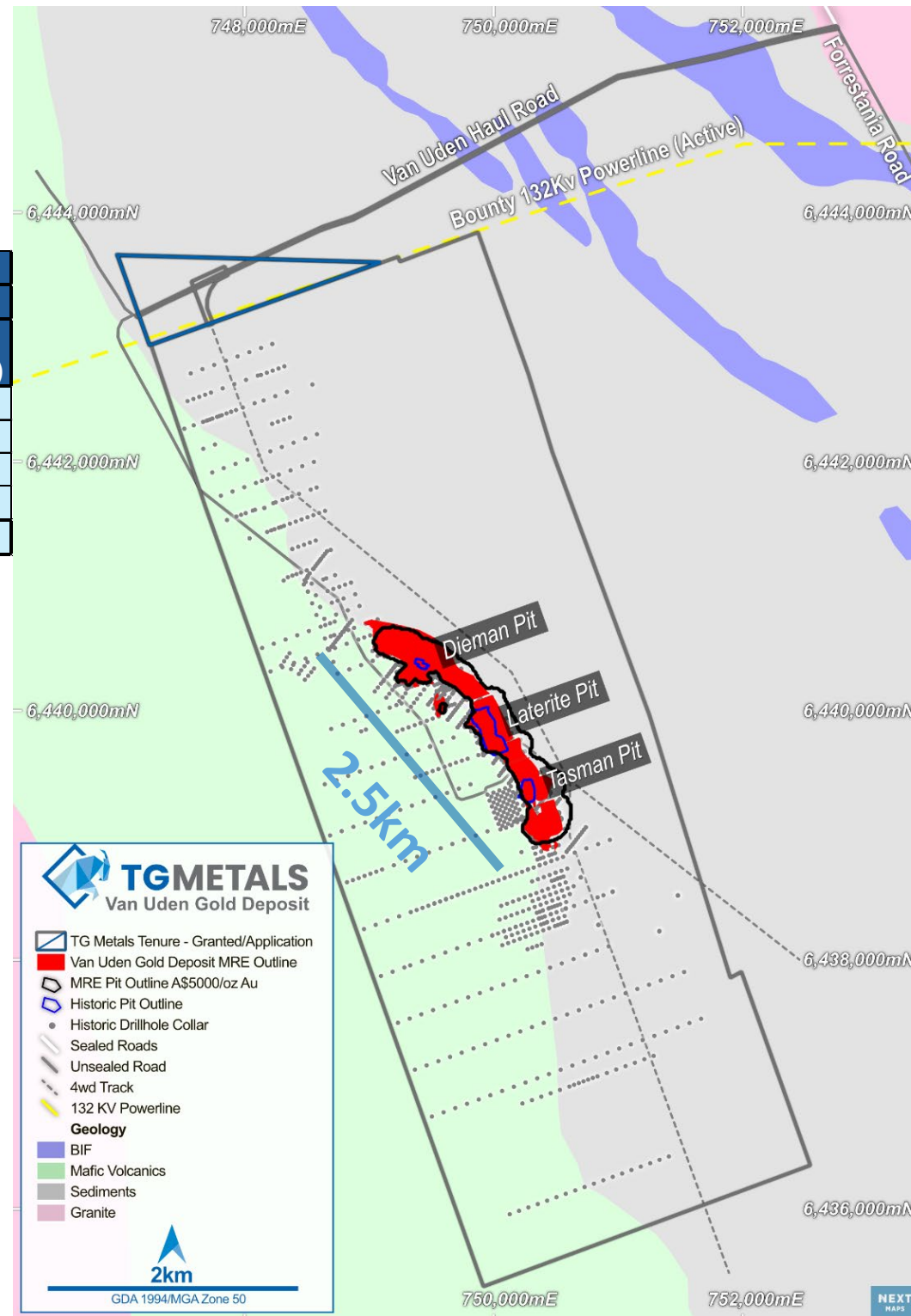
VAN UDEN GOLD PROJECT – SIZE AND ROOM TO GROW

- **New MRE** – 6.35Mt @ 1.1 g/t Au for 227Koz Au – ASX Release 5 June 2025

Mineral Resource Estimate for the Van Uden Gold Deposit - May 2025									
Material	Indicated			Inferred			Total		
	Tonnes	Grade (Au g/t)	Gold (Oz)	Tonnes	Grade (Au g/t)	Gold (Oz)	Tonnes	Grade (Au g/t)	Gold (Oz)
Laterite	234,000	0.9	6,940	525,000	0.7	11,800	759,000	0.7	18,740
Oxide	867,000	1.2	34,200	1,141,000	1.0	38,200	2,008,000	1.0	72,400
Transitional	291,000	1.1	10,700	770,000	1.1	26,500	1,061,000	1.1	37,200
Fresh	318,000	1.6	16,500	2,207,000	1.2	82,300	2,525,000	1.2	98,800
Total	1,710,000	1.2	68,340	4,643,000	1.2	158,800	6,353,000	1.1	227,140

Notes to Resource Table:

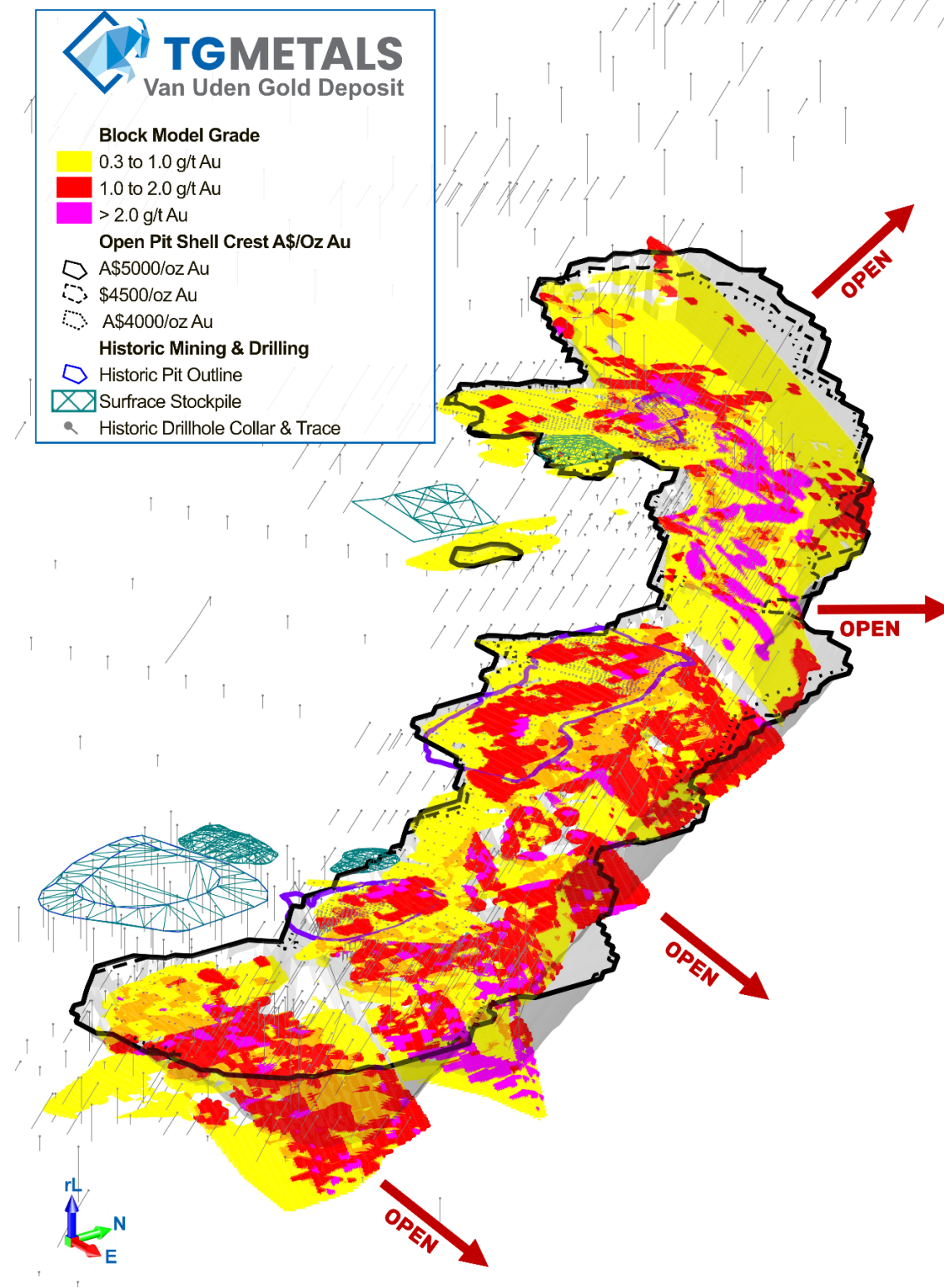
- The MRE is estimated with all available drilling data as at 30 May 2025 and reported at a 0.35g/t Au cutoff.
- The MRE is reported in accordance with the JORC Code 2012 Edition
- Rounding may lead to minor apparent discrepancies
- Van Uden deposit defined over 2.5km strike length on the mafic and sediments contact
- **Upside** – More strike length to explore and grow beyond historical drilling



CAPITALISING ON A GROWTH ASSET

VAN UDEN GOLD PROJECT – A HIGH-GRADE ASSET WITH STRONG UPSIDE

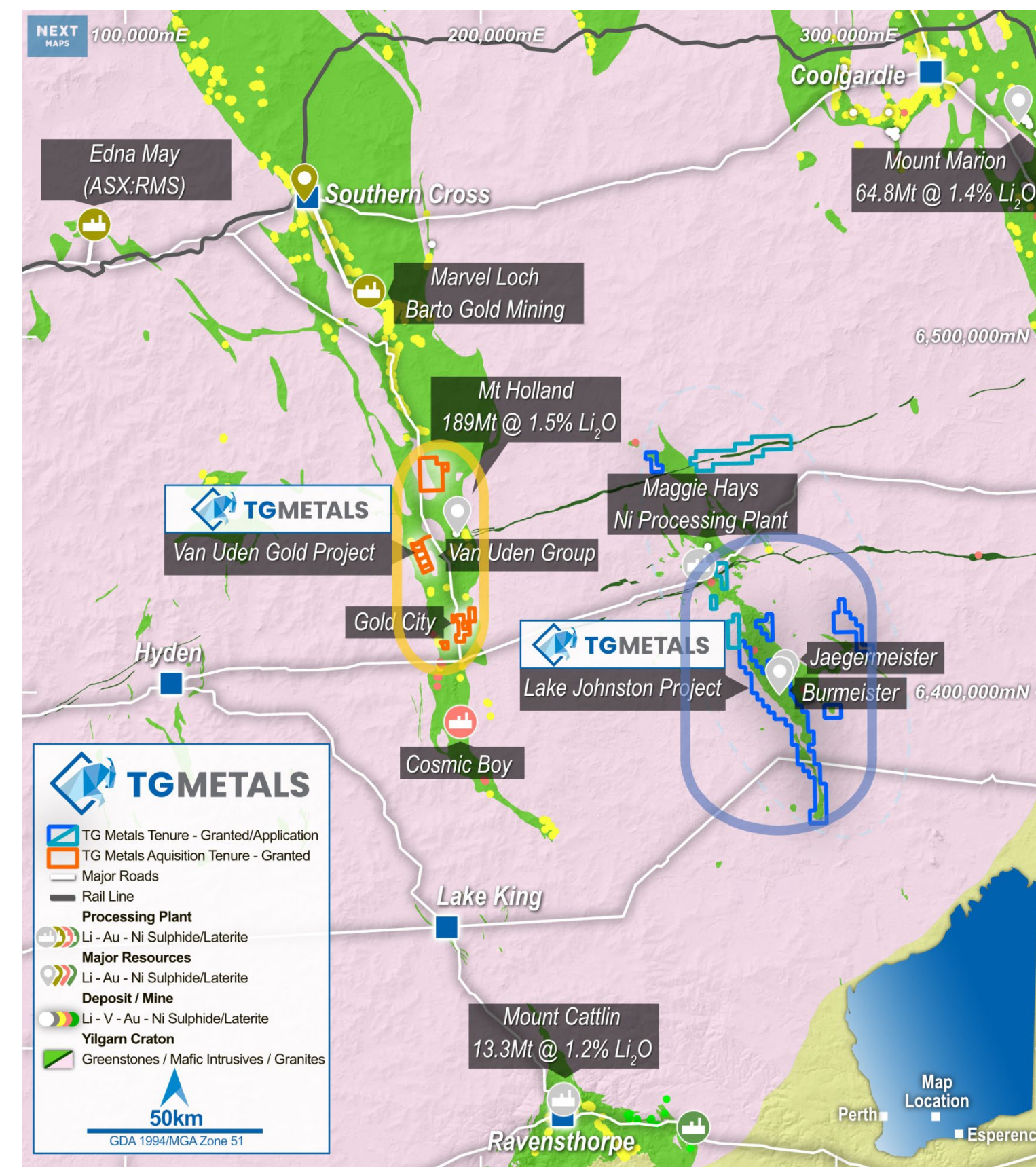
- **High-Grade Open Pit Gold Asset** – New MRE constrained by A\$5000/oz pit shell. High grade zones well defined. Historic open pit production at **>2.5g/t Au**
- **Exploration Upside** – Historic drilling only to 150m, providing exploration upside down dip and along +2.5km strike
- **Walk up drill ready targets** - provide further strong potential for resource expansion
- **Open Down Dip** – pit shell takes in all +1g/t Au ore supported by drilling, drill deeper – expand the high grade



LONGEST STRIKE CONTINUOUS DEPOSIT IN PROVEN MINING REGION

VAN UDEN PROJECT OVERVIEW

- **Strategic Location** – Situated in Forrestania Greenstone Belt, in proximity to TG6's Lake Johnston Project (Li)
- **Proximity to Processing Facilities** – Trucking distance on sealed roads to Marvel Loch, Edna May and Coolgardie gold processing Plants
- **Established Infrastructure** – including access to essential utilities (power/water)
- **Secure Tenure** – Four granted mining leases, plus five exploration licenses and miscellaneous haul road licences
- **Large-Scale Gold System** – +2.5km drilled strike with gold near surface and two historic pits, defined deposits and walk up drill targets



Near Processing Infrastructure

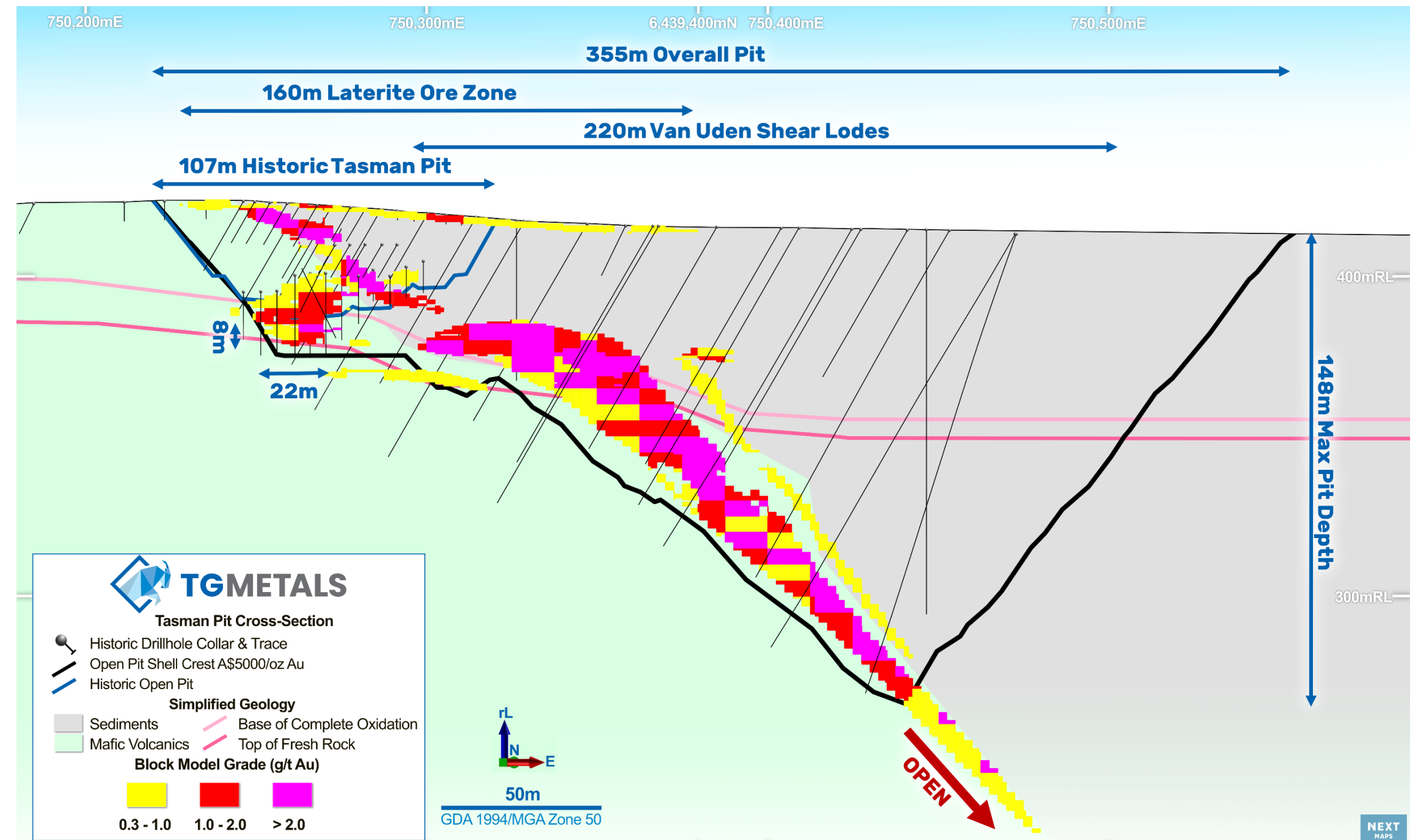
VAN UDEN PROJECT – TASMAN OPEN PIT

HIGH GRADE AT SHALLOW DEPTHS

- Previous small-scale mining to less than 30m depth produced **136,023t @ 2.54g/t Au for 11,142oz Au***
- Mineralisation within pit floors (pit depth approx. 30m) and extending down dip and open

IMMEDIATE FOCUS

- New resource model provides basis for new pit designs and scheduling scenarios
- Ultimate pit still shallow at 148m depth max
- Remnant surface stockpiles drilled and undergoing metallurgical and grade assessment for near term toll treatment



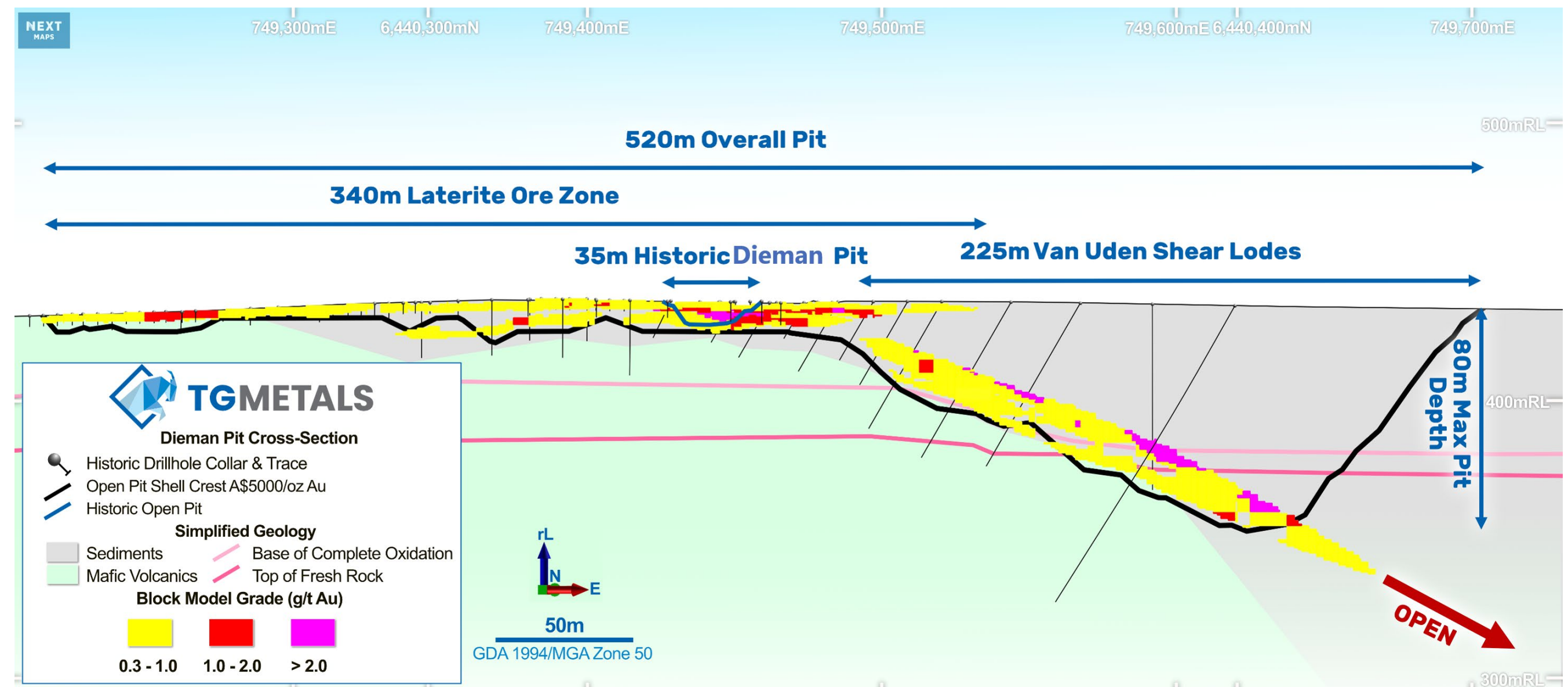
VAN UDEN PROJECT – DIEMAN OPEN PIT

HIGH GRADE AT SHALLOW DEPTHS

- Previous small-scale mining, for a dump leach trial 1990
- Mineralisation within pit floors (pit depth less than 30m) and extending down dip and open

NEAR-TERM POTENTIAL

- Evaluate extensive near-surface laterite mineralisation. 759Kt for 18,740oz Au.* Potential alternate treatment route
- Remnant surface stockpiles drilled and under metallurgical assessment for toll treatment



Cross Section through Diemans Pit

PITS AND STOCKPILES

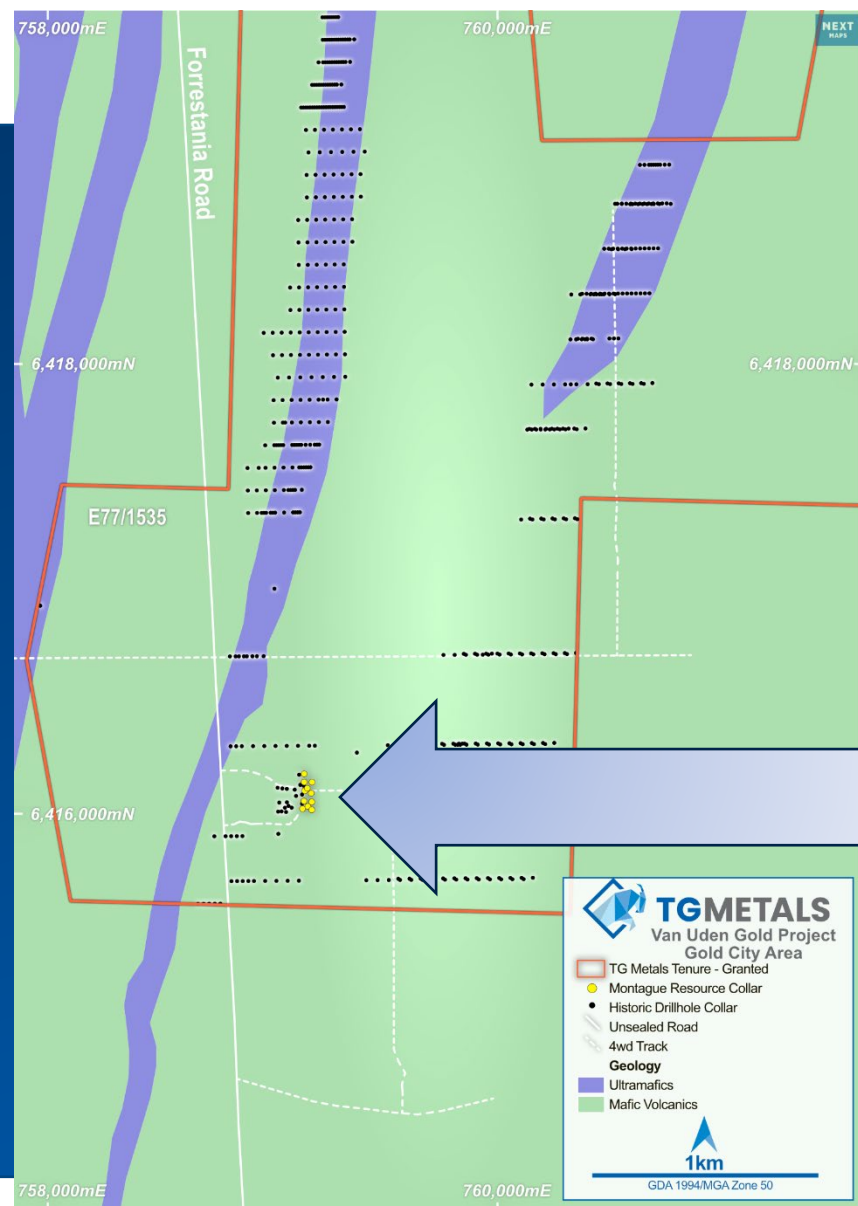
- **Dieman Pit** – 2 leach pads oxide and laterite
- **Tasman Pit** – 2 stockpiles, separated into rock types, sedimentary and mafic
- Easy access in for transport out.



SMALL SCALE MINING PROPOSAL IN PROGRESS

GOLD CITY PROSPECT

- **Previous small scale mining** – no historic production records
- **Multiple gold lodes** defined by drilling
- Opportunity for additional drilling to define initial resource – open at depth and along strike
- Potential for value adding incremental discoveries



**OPEN DOWN
DIP, AND
ALONG
STRIKE**

Contains 1950's workings along known gold trends

VALUE PROPOSITION

- STRATEGIC ADDITION AND SYNERGIES



Dual Commodity Strength – Diversifies risk through gold & lithium exposure, maximising market opportunities



Strategic Expansion – Van Uden Gold adds a second high-value asset alongside Lake Johnston Lithium



Fast-Track Potential – Granted mining leases, established haul roads, surface stockpiles and nearby gold Plants provide near-term production potential



Exploration Upside – Gold system open along strike and down dip with strong growth potential and secondary deposit opportunities



Regional Synergies – Located 100km from Lake Johnston, providing the ability to leverage logistics, personnel and infrastructure



Market Advantage – Gold at record highs, positioning the project for immediate value creation for TG6 shareholders

NEXT STEPS

2012 JORC Compliant Resource



- Resource Estimation – **Completed**
- Bulk Density Test Work – **Completed for MRE**
- Independent Assessment – **MRE completed by MiningPlus Consultants verified by 3rd party (BMGS)**
- Model Interrogation – Underway by Mining Engineering consultants

Exploration Plans

- Sample & Assess Historic Surface Stockpiles – **Drilling Completed**, samples at laboratory
- **Priority Drill Targets** – Focus on high-grade extensions at Van Uden Group & Gold City
- **Drilling Campaigns** – Planning and approvals for RC, diamond drilling to confirm continuity, depth extensions

Near-Term Production

- **Stockpile Evaluation** – Assess scale (**surveying completed**), grade (assay), and recoverability (Metallurgy) of remnant material for economic production
- **Permitting Approvals** – Secure necessary regulatory approvals, **SMP Submitted**
- **Production Pathway** – Commenced discussions with Toll milling providers



TG METALS

ASX: TG6 | tgmets.com.au

THANK YOU FOR MORE INFORMATION

David Selfe – CEO

Email: dselfe@tgmets.com.au

Richard Bevan - Chairperson

Email: rbevan@tgmets.com.au



TG Metals
19.11.2024 10:45
50H 749427 6440366 (±6m)

