

Appendix 4E

Annual Financial Report For the year ended 31 March 2023

Name of entity

CD Private Equity Fund I

ARSN

158 625 284

Reporting Period

1 April 2022 to 31 March 2023

Previous Corresponding Period

1 April 2021 to 31 March 2022

Results for announcement to the market

		31-Mar-23
Total revenue ("revenue from ordinary activities")	Down by 96.8% to	\$422,074
Net operating profit for the year ("profit from ordinary activities after tax attributable to unitholders")	Down by 90.2% to	\$1,113,657
Total comprehensive income ("net profit for the period attributable to unitholders")	Down by 90.2% to	\$1,113,657

Commentary on results

Refer to attached Annual Financial Report, including the Directors' Report, Report to Unitholders and Manager's Report. Additional Appendix 4E disclosure requirements can be found in the notes to these financial statements.

Distributions

	Amount per security
Distribution paid on 25 November 2022	14.0 cents
Distribution paid on 3 March 2023	8.0 cents
Total Distributions	22.0 cents

There is no Distribution Reinvestment Plan in operation in respect of these distributions.

Net tangible assets per unit


31/03/2023	\$1.16
31/03/2022	\$1.34

Earnings per unit

	31 March 2023	31 March 2022
Basic earnings per unit	3.04 cents	29.49 cents
Diluted earnings per unit	3.04 cents	29.49 cents

Financial Report

This report is based on the 31 March 2023 Annual Report and has been audited by Deloitte Touche Tohmatsu



Stuart Nisbett

Chair - E&P Investments Limited, Responsible Entity

31 May 2023



Annual Financial Report

FOR THE YEAR ENDED
31 MARCH 2023

ARSN 158 625 284

RESPONSIBLE ENTITY



E&P Investments Limited
(ACN 152 367 649) (AFSL 410 433)

CD Private Equity Fund I

Contents

31 March 2023

Report to unitholders	2
Manager's report	6
Corporate governance statement	7
Directors' report	12
Auditor's independence declaration	15
Statement of profit or loss and other comprehensive income	16
Statement of financial position	17
Statement of changes in equity	18
Statement of cash flows	19
Notes to the financial statements	20
Directors' declaration	36
Independent auditor's report to the unitholders of CD Private Equity Fund I	37
Unitholder information	40
Corporate directory	43

CD Private Equity Fund I
Report to unitholders
31 March 2023

Dear Unitholders,

On behalf of the Board of the Responsible Entity (**RE**), I am pleased to provide you with the annual report on the performance of the CD Private Equity Fund I (**Fund**) for the year ended 31 March 2023 (**FY23**).

Financial performance

Following two years of favourable macroeconomic conditions supporting strong equity markets and private equity, FY23 was a marked contrast. Most notably, inflation, which, at the beginning of FY23 was close to 8% in the US, remained high through the course of the year. At one point later in the year inflation reached a 40-year high of 9.1%, before beginning to moderate. Central banks moved quickly and, in most cases, meaningfully to try to contain inflation and these responses dominated market sentiment, resulting in a highly volatile public equity market, large moves in rates markets, and a decline in valuations for most asset classes. Performance of the Fund's investment in the US Select Private Opportunities Fund, L.P. (**LP**), the investment vehicle through which the Fund invests in the underlying US private investment funds (**Underlying LPs**), was up during the period, contributing to performance of the Fund on a total return (inclusive of all costs and distributions paid to investors) post-tax Net Tangible Asset (**NTA**) basis of +2.7% for FY23. Longer-term performance has been strong, with the Fund returning 12.9% per annum since inception.

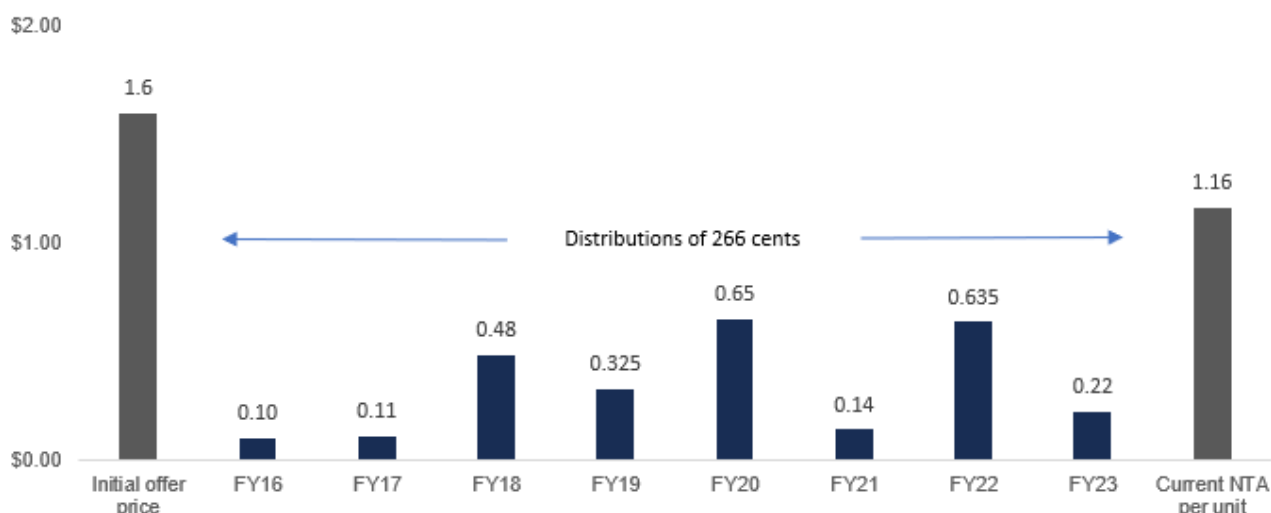
In the context of changeable markets, this year's financial results are pleasing. Net profit was \$1.11 million or 3.04 cents per Unit, compared with \$11.3 million or 29.5 cents per Unit for the previous financial year (**FY22**). The key components of this result include net cash distributions received (\$7.6 million) from the LP and a \$0.5 million fair value movement gain in the Fund's investment in the LP, which includes a large unrealised foreign currency translation gain (+\$5.3 million) offset by a decline in underlying asset valuations. At 31 March 2023, the Fund had pre-tax net assets of \$42.6 million representing \$1.17 per Unit and post-tax net assets of \$42.3 million representing \$1.16 per Unit.

Distributions and capital management

Over FY23, the Fund paid two distributions of 14 cents and 8 cents per Unit, representing the thirteenth and fourteenth distributions from the Fund since its inception. These were paid to Unitholders in November 2022 and March 2023, respectively. The distributions paid through your investment in the Fund are shown in the graphic below, which also indicates the amount of your original investment and the value of net tangible assets per Unit at the end of FY23.

On an absolute return basis, investors who have held units since inception have received distributions totalling 266 cents per Unit which, with the current NTA of \$1.16 per unit, represents 2.4 times the initial \$1.60 offer price subscribed by investors.

CD1 Unit Value and Income



CD Private Equity Fund I
Report to unitholders
31 March 2023

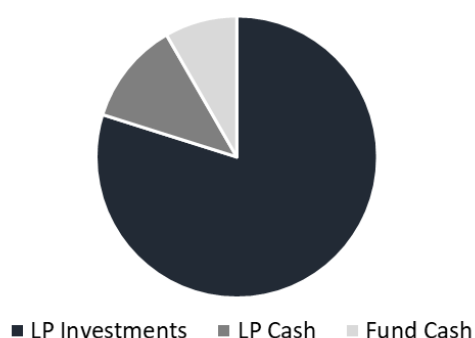
In addition to returning funds to Unitholders via distributions, the Fund continued its on-market buyback of Units until 27 June 2022, buying back 645,902 Units at an average price per unit of \$1.08, a 22% discount to NAV, and therefore accretive for remaining Unitholders.

Investment activity

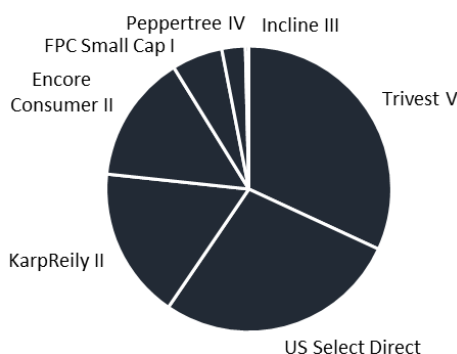
The Fund's investment objectives are to provide Unitholders with exposure to a portfolio of investments in small and mid-market private investment funds and privately held companies, predominantly in the US, to achieve capital growth over a five to ten-year investment horizon. We are happy to report that following a quiet first half, there were a number of realisations, which resulted in distributions to Unitholders through the second half of the year.

As at 31 March 2023 the LP remains invested in seven Underlying LPs, having received final distributions from Prometheus Partners IV, L.P. (September 2016) and DFW Capital Partners IV L.P. The four largest remaining LPs have a number of underlying investments still to realise, however, at 31 March 2023, two Underlying LPs have only one remaining investment. Many of the remaining investments are well progressed, and we anticipate that the underlying LPs, given their vintage, will be looking to realise these investments over the next few years. The charts below provide a snapshot of how the Fund is invested at 31 March 2023.

Look through investment exposure



LP Investments (funds, excl LP Cash)



Cash Position

As at 31 March 2023, 100% of total funds committed to the LP had been called. During the period, the LP benefitted from distributions, with net distributions to the LP from underlying funds of US\$3.1 million. At period end the potential callable capital from the underlying US private equity funds Underlying LPs in which the LP invests are estimated to be just over US\$1 million, with the LP sufficiently funded to cover this, noting that drawdowns from underlying LPs over FY23 were minimal.

It is important to note that both the LP, which is controlled by the General Partner (**GP**) (not the RE or the Fund), and the Fund are required to hold sufficient capital to meet any future working capital and capital draw-down requirements. The RE does not have control over the decisions made by the GP, including those relating to distributions. As such, the GP determines the prudent amount to distribute after meeting the LP's working capital and draw-down requirements, with the RE doing the same for the Fund.

As at 31 March 2023, there was US\$4.0 million in the LP cash account (which is controlled by the GP), and A\$3.6 million in the Fund's cash account. As above, the LP's cash account is required to be used to meet potential capital calls from Underlying LPs and future working capital requirements of the LP. In a similar manner, the RE maintains cash buffers within the Fund to ensure the Fund is able to meet all its obligations to pay debts as and when they fall due. This includes any operating cash flow requirements, including expenses, fees and tax payable from the Fund. The RE does not have control over the GP, so cannot control the timing of distributions from the LP to the Fund. Therefore, it is prudent for the RE to ensure sufficient cash buffers are maintained within the Fund to meet future market uncertainties. There are

CD Private Equity Fund I
Report to unitholders
31 March 2023

also US taxes to prudently provide for which remain uncertain until US taxes are finalised and lodged with the Internal Revenue Service each year, typically with a lag of 12-18 months from the end of the US tax year-end.

As it has consistently done since inception the Fund will look to pass through all surplus cash, after taking into account the above considerations, as distributions to Unitholders, which in FY23 resulted in distribution payments totalling 22 cents per Unit.

Market activity and impact on the Fund

For the most part, FY23 was characterised by escalating central bank rates, record high inflation and an overhanging expectation that the global economy may slip into recession. This was reflected in volatile public markets that responded swiftly to economic data, any indicated and actual policy settings from the US Federal Reserve; and more recently, the failure of several regional US banks and the purchase (effectively a bailout) of global bank Credit Suisse by UBS.

Recent data indicates a continued across-the-board slowing in the private equity market, a trend that commenced in early 2022. High inflation, interest rates, and a degree of economic uncertainty have weighed on the sector, resulting in a strong decrease in both fund capital being raised and deal flow. The economic uncertainty felt through FY23 also resulted in a disparity between what private buyers were willing to pay and what private sellers considered acceptable, despite significant uninvested capital available to the private equity industry. Anecdotally, this difference appears to be narrowing since the end of FY23. In addition, there appears to be a broadly-held view that inflation is moving slowly in the right direction and that interest rates may not need to move much higher. This sentiment spurred a rally in equity markets into and following year-end, which should ease pressure on the large asset allocators (e.g. pension and endowment funds) and, as equity valuations rise, may spur further activity across the private equity (PE) and venture capital space.

It is important to note that the underlying managers remain broadly optimistic about the prospects for their portfolios, but that expectations of a US recession and cost inflation has, in turn, resulted in greater uncertainty in the potential value and realisation timetable for some investments. As flagged in our FY22 letter, holding periods across the industry continue to push out, and the Fund is no exception to this, however, we continue to see positive realisations across the small to middle market PE sector where the Fund is invested. Within the Fund, notable distributions the LP were received from FPC Small Cap Fund I, L.P. (Sullivan Holding Company) and Encore Consumer Capital Fund II, L.P. (Brownie Brittle). We remind Unitholders that the majority of underlying investments were bought at attractive multiples (well below public markets levels), most investments have grown substantially since acquisition, and despite some negative valuation moves in FY23, we expect will be positioned by underlying managers for attractive exits. Also, some commentators in the private equity markets are of the view that small to mid-sized investments will perform better than larger investments as the more cautious environment is favouring smaller transaction sizes for which private credit remains available. This is far from a guarantee but provides some assurance that choosing to invest the assets of the Fund into this space, with a majority of managers that have historically performed well against their peers and has resulted in strong returns to date, provides some comfort that there is possibly less potential downside risk in the current environment than at the larger end of the market.

Merger proposal and Proposal to change responsible entity

On 5 October 2022, the Responsible Entity of the Fund announced a proposed merger of the four Funds in the CD Series. It was proposed that the merger be achieved by way of a trust scheme of arrangement whereby CD3 would acquire all of the Units in CD1, CD2, and CD4 to form a single larger and more diversified fund. The proposal was to be put forward at a Unitholder meeting on 7 November 2022, however, on 31 October 2022 the Responsible Entity determined not to proceed with the proposal due to Unitholder feedback and withdrew the resolutions. The Responsible Entity continues to believe that it was in the best interests of investors to recommend the merger and put it to investors for consideration.

CD Private Equity Fund I
Report to unitholders
31 March 2023

Following the end of FY23, on 15 May 2023, E&P Investments Limited (**E&PIL**), in its capacity as responsible entity of the Fund, announced that it would present Unitholders with a proposal to appoint K2 Asset Management Ltd (**K2**) as responsible entity for the Fund, replacing E&PIL. E&PIL selected K2 for this role based on a range of factors, including K2's extensive experience and expertise in the provision of responsible entity and trustee services and their competitive fee proposal and encourages all Unitholders to participate in the vote on this proposal, for which a Unitholder meeting has been scheduled on 19 June 2023.

I would like to thank Unitholders for their continued support and look forward to presenting an update on the Fund and the small-to-mid-market US-based private investment market in which the Fund is invested at the upcoming Unitholder meeting.

Yours faithfully,



Stuart Nisbett

Independent Chair of E&P Investments Limited
31 May 2023

CD Private Equity Fund I
Manager's report
31 March 2023

The LP made two distributions of US\$3.5 million in the September 2022 quarter and US\$2.5 million in December 2022 quarter to all limited partners. The Fund's net share was US\$5.1 million which resulted in distributions of 14 cents per Unit and 8 cents per Unit paid to Unitholders in November 2022 and March 2023 respectively. These distributions reflect the lower level of activity across the private equity market in FY23 relative to the prior period, but also the ongoing ability of underlying LPs to realise investments, through what has been an uncertain economic environment. Valuations across the portfolios have come down over the FY23, as broader market multiples have declined.

We are pleased to provide you with a summary of the significant capital events that occurred at a partner fund level through FY23, including significant distributions, relative to initial capital invested, from Trivest, Fort Point, and Encore. At 31 March 2023 there were less than 30 underlying investments remaining across underlying LPs. Over the life of the Fund Underlying LPs had made a total of 96 portfolio investments.

Underlying portfolio update

Trivest Fund V, L.P. (Trivest)

Trivest sold portfolio companies Precision Machining Group and PeopleShare Holding Corporation, resulting in a total aggregate distribution of US\$2.0 million to the LP. Trivest has a number of remaining investments in their portfolio.

FPC Small Cap Fund I, L.P. (Fort Point)

Fort Point distributed proceeds relating to the sale of Sullivan Holding Company, resulting in a distribution of US\$1.3 million to the LP. Fort Point has one remaining investment in their portfolio.

Encore Consumer Capital Fund II, L.P. (Encore)

Encore distributed proceeds relating to the sale of Brownie Brittle and escrow and tax proceeds relating to other sales, resulting in a distribution of US\$1.7 million to the LP. Encore has a number of remaining investments in their portfolio.

Overview

CD Private Equity Fund I (**Fund**) is a listed managed investment scheme whose units are traded on the Australian Securities Exchange (**ASX**). The Fund has no employees, and its day-to-day functions and investment activities are managed by the responsible entity of the Fund, E&P Investments Limited (**Responsible Entity**), and US Select Private Opportunities Fund, GP LLC, in accordance with the relevant management agreements.

The directors of the Responsible Entity (**Board**) recognise the importance of good corporate governance.

The Fund's corporate governance charter, which incorporates the Fund's policies referred to below, (**Corporate Governance Charter**) is designed to ensure the effective management and operation of the Fund and will remain under regular review. The Corporate Governance Charter is available on the Fund's website www.cdfunds.com.au.

A description of the Fund's adopted practices in respect of the eight principles and recommendations from the Fourth Edition of the ASX *Corporate Governance Principles and Recommendations* (**ASX Recommendations**) is set out below. All these practices, unless otherwise stated, were in place throughout the year and to the date of this report.

1. Lay solid foundations for management and oversight

Board roles and responsibilities

The Board is responsible for the overall operation, strategic direction, leadership and integrity of the Fund and, in particular, is responsible for the Fund's growth and success. In meeting its responsibilities, the Board undertakes the following functions:

- providing and implementing the Fund's strategic direction;
- reviewing and overseeing the operation of systems of risk management, ensuring that significant risks facing the Fund are identified, that appropriate control, monitoring and reporting mechanisms are in place and that risk is appropriately dealt with;
- overseeing the integrity of the Fund's accounting and corporate reporting systems, including the external audit;
- ensuring the Board is comprised of individuals who are best able to discharge the responsibilities of directors having regard to the law and the best standards of governance;
- reviewing and overseeing internal compliance and legal regulatory compliance;
- ensuring compliance with the Fund's constitution and with the continuous disclosure requirements of the ASX Listing Rules and the *Corporations Act 2001 (Cth)* (**Corporations Act**);
- overseeing the Fund's process for making timely and balanced disclosures of all material information concerning the Fund; and
- communicating with and protecting the rights and interests of all unitholders.

The Board has established a formal policy which acts as a charter and sets out its functions and responsibilities (**Board Policy**). The Board Policy is set out in section 2 of the Corporate Governance Charter. A review of the Board Policy is conducted annually.

2. Structure the board to add value

Composition of the Board

The Board is structured to maintain a mix of directors from different backgrounds with complementary skills and experience. Details of each director at the date of this report are given in the Directors' Report, including the period in office, skills, experience and expertise relevant to the position of director.

The directors of the Responsible Entity during the 2023 financial year and as at the date of this report are:

Mr. Stuart Nisbett – Independent, Non-Executive Chairperson (**Chair**)

Mr. Warwick Keneally – Non-Independent, Executive Director

Mr. Peter Shear – Independent, Non-Executive Director

CD Private Equity Fund I
Corporate governance statement
31 March 2023

The company secretaries of the Responsible Entity during the 2023 financial year and as at the date of this report are:

Ms. Hannah Chan (resigned 6 June 2022)

Ms. Caroline Purtell

Having regard to the size of the Fund and the nature of its business, the Board has determined that a Board with three members is the appropriate composition for the Board and will enable it to continue to effectively discharge its responsibilities to the Fund. However, the composition of the Board will be reviewed periodically.

The current Board comprises two independent directors, Stuart Nisbett¹ and Peter Shear, and one non-independent director, Warwick Keneally, with the independent Chair holding the casting vote. The Board, however, has established a compliance committee (**Compliance Committee**) with a majority of external members, who are responsible for monitoring the extent to which the Responsible Entity complies with the Fund's constitution, compliance plan and any relevant regulations. The Compliance Committee must provide a report to the Board at least on a quarterly basis and report to the Australian Securities & Investments Commission (**ASIC**) if it is of the view that the Responsible Entity has not complied with the Fund's constitution, compliance plan or any relevant regulations.

The Fund recognises the ASX Recommendations with respect to establishing remuneration, audit, risk and nomination committees as good corporate governance. However, considering the size of the Fund, the functions that would be performed by these committees are best undertaken by the Board.

The Board will review its view on committees in line with the ASX Recommendations and in light of any changes to the size or structure of the Fund, and if required may establish committees to assist it in carrying out its functions. At that time the Board will adopt a charter for such committees in accordance with the ASX Recommendations and industry best practice.

It is the Board's policy to determine the terms and conditions relating to the appointment and retirement of non-executive directors on a case-by-case basis and in conformity with the requirements of the ASX Listing Rules and the Corporations Act. In accordance with the Corporate Governance Charter, directors are entitled to seek independent advice at the expense of the Fund. Written approval must be obtained from the Chair prior to incurring any expense on behalf of the Fund.

3. Promote ethical and responsible decision-making

Code of Conduct

The Board has adopted a Code of Conduct set out in Section 5 of the Corporate Governance Charter to define the basic principles of business conduct of the Fund and the Responsible Entity. This Code requires the Fund's personnel to abide by the policies of the Fund and the law. The Code is a set of principles giving direction and reflecting the Fund's approach to business conduct and is not a prescriptive list of rules for business behaviour.

Whistleblower Policy

The Board is subject to a Whistleblowing Policy which is available at eap.com.au/shareholder-centre/corporate-governance.

Anti-Bribery and Corruption Policy

The Board is subject to a Fraud and Corruption Policy which is available at eap.com.au/shareholder-centre/corporate-governance.

¹ Up until his appointment as a director of the Board, Stuart Nisbett was a member of an investment committee for one of the Responsible Entity's unlisted funds. The Board is of the view that this association does not compromise Stuart Nisbett's independence because the investment committee was dissolved on 23 December 2020 and he ceased to be remunerated for his position on the investment committee prior to his appointment as director.

Unit Trading Policy

The Board of the Responsible Entity has established a Unit Trading Policy set out in Section 6 of the Corporate Governance Charter to apply to trading in the Fund's units on the ASX. This policy outlines the permissible dealing of the Fund's units while in possession of price sensitive information and applies to all directors of the Responsible Entity.

The Unit Trading Policy imposes restrictions and notification requirements, including the imposition of blackout periods, trading windows and the need to obtain pre-trade approval.

Insider Trading Policy

The Board of the Responsible Entity has established an Insider Trading Policy set out in Section 7 of the Corporate Governance Charter to apply to trading in the Fund's units on the ASX. This policy applies to all directors, executives and employees of the Responsible Entity. All directors, executives and employees of the Responsible Entity must not deal in the Fund's units while in possession of price sensitive information. In addition, the general Unit Trading Policy sets out additional restrictions which apply to directors and executives of the Responsible Entity.

4. Safeguard integrity in financial reporting

Compliance Committee

As a registered managed investment scheme, the Fund has a compliance plan that has been lodged with ASIC. The compliance plan is reviewed comprehensively every year to ensure the way in which the Fund operates protects the rights and interests of unitholders and that major compliance risks are identified and properly managed.

The Responsible Entity has formed a Compliance Committee to ensure the Fund complies with the relevant regulations and its constitution. The committee meets and reports to the Board of the Responsible Entity on a quarterly basis.

The committee is structured with three members, the majority of which are external. Details of the Compliance Committee members are as follows:

- Michael Britton (External Member)

Michael is one of two external members of the Compliance Committee. He is a member of the compliance committee for the CD Private Equity Fund Series and the Venture Capital Opportunities Fund. He is also an independent member of Compliance Committees for NorthWest Health Australia (Schemes 2 & 3), Angas Asset Management Fund, Angas Prime and Angas Direct.

Michael has over 41 years of commercial and financial services experience, initially with Boral Limited and culminating in 13 years as General Manager of the corporate businesses of The Trust Company Limited (now part of Perpetual Limited) (**The Trust Company**) where he established the company's reputation as a leader in the delivery of independent responsible entity services. He has represented The Trust Company as a director on the boards of both domestic and offshore operating subsidiary companies and a large number of special purpose companies delivering the responsible entity function in both conventional and stapled, ASX listed and unlisted managed investment schemes. Michael has acted as a Responsible Manager (as recognised by ASIC), a member of committees of inspection in relation to large insolvency administrations and as an independent compliance committee member for substantial investment managers with portfolios of managed investment schemes. He is a recently retired panel member for the Australian Financial Complaints Authority (formerly Financial Ombudsman Service Limited) having served for 9 years.

Currently Michael is an independent director on the boards of the now unlisted Westfield Corporation Limited and Westfield America Management Pty Limited (following the French/Dutch conglomerate, Unibail Rodamco, absorbing the Westfield offshore Shopping Malls). He is sole independent director of a special purpose company involved in high profile securitisation transactions in the mortgage financing industry.

Michael holds degrees in Jurisprudence and Law from the University of New South Wales and is a Graduate Member of the Australian Institute of Company Directors and a Fellow of the Governance Institute of Australia.

- **Barry Sechos (External Member)**

Barry is one of two external members of the Compliance Committee. Barry is a member of the Compliance Committee for the CD Private Equity Fund Series, the Venture Capital Opportunities Fund and the US Masters Residential Property Fund.

Barry is a Director of Sherman Group Pty Limited, a privately-owned investment company, and is responsible for managing the investment, legal, financial and operational affairs of Sherman Group companies. Barry has 38 years' experience in corporate law and finance having spent seven years as a banking and finance lawyer at Allen Allen & Hemsley (Sydney, Singapore and London), and eight years as a Director of EquitiLinkFunds Management and Aberdeen Asset Management Australia. Barry is also a Director of Paddington St Finance Pty Ltd, a specialist structured finance company, See Saw Films, a film production and finance group and winner of the 2011 Academy Award for Best Picture, Phoslock Environmental Technologies Limited, an Australian company listed on the ASX which provides innovative water technologies and engineering solutions to manage nutrients and other water pollutants, Regeneus Limited, an ASX listed biotech company and a Director of the Sherman Centre for Culture and Ideas, a charitable cultural organisation.

- **Warwick Keneally (Internal Member)**

Refer to Information on directors (page 12)

5. Make timely and balanced disclosure

The Board is committed to complying with its continuous disclosure obligations under the Corporations Act and ASX Listing Rules, as well as releasing relevant information to the market and unitholders in a timely and direct manner to promote investor confidence in the Fund and its securities.

The Fund has adopted a Continuous Disclosure Policy set out in Section 4 of the Corporate Governance Charter to ensure the Fund complies with its continuous disclosure requirements under the Corporations Act and ASX Listing Rules. The policy is administered by the Board and monitored by the Compliance Committee.

6. Respect the rights of unitholders

The Fund promotes effective communication with unitholders. The Board has developed a strategy within its Continuous Disclosure Policy to ensure unitholders are informed of all major developments affecting the Fund's performance, governance, activities and state of affairs. Each unitholder is also provided online access to Boardroom Pty Limited (**Registry**) to allow them to receive communications from, and send communication to, the Responsible Entity and the Registry. This also includes using a website to facilitate communication with unitholders.

Information is communicated to unitholders through announcements to ASX, releases to the media and dispatch of financial reports. Unitholders are provided with an opportunity to access such reports and releases electronically; copies of all such ASX announcements are linked to the Fund's website at **cdfunds.com.au**.

These include:

- monthly net asset value estimates
- monthly fund updates
- quarterly fund updates
- half-year report
- annual report
- occasional announcements to the ASX made in compliance with the Fund's continuous disclosure requirements
- occasional correspondence sent to unitholders on matters of significance to the Fund.

The Board encourages full participation of unitholders at the general meetings held by the Fund to ensure a high level of accountability and identification with the Fund's strategy. Unitholders who are unable to attend a general meeting are given the opportunity to provide questions or comments ahead of the meeting and where appropriate, these questions are answered at the meeting.

7. Recognise and manage risk

The Board has accepted the role of identification, assessment, monitoring and managing the significant areas of risk applicable to the Fund and its operations. It has not established a separate committee to deal with these matters because the directors believe the size of the Fund and its operations do not warrant separate committee at this time. The Board also monitors and appraises financial performance, including the approval of annual and half-year financial reports and liaising with the Fund's auditor.

In order to evaluate and continually improve the effectiveness of its risk management and internal control processes, the Responsible Entity has adopted a risk management system as set out in Section 8 of the Corporate Governance Charter (**Risk Management System**) for the Fund. The Board conducts an annual review of the Fund's Risk Management System to satisfy itself that the Risk Management System continues to be sound. The Responsible Entity's Risk Management System is reviewed annually.

The Fund does not have any material exposure to environmental or social risks.

The Board receives a letter half-yearly from the Fund's external auditor regarding their procedures and reporting that the financial records have been properly maintained and the financial statements comply with the Australian accounting standards.

The Responsible Entity provides declarations required by Section 295A of the Corporations Act for all financial periods and confirms that in its opinion the financial records of the Fund have been properly maintained and that the financial statements and accompanying notes comply with the Australian accounting standards and give a true and fair view of the financial position and performance of the Fund, based on its review of the internal control systems, management of risk, the financial statements and the letter from the Fund's external auditor.

Details of the Fund's financial Risk Management System are set out in the notes to the financial statements in the Fund's annual report. The Board does not release to the market any periodic corporate reports which are not audited or reviewed by an external auditor.

8. Remunerate fairly and responsibly

Due to the relatively small size of the Fund and its operations, the Board does not consider it appropriate at this time to establish a formal remuneration committee.

Directors of the Fund are remunerated by the Responsible Entity. In accordance with the Fund's constitution, the Responsible Entity is entitled to a management fee for services rendered. Details of the Fund's related party transactions are disclosed in the notes to financial statements within the Fund's annual report. The Fund's constitution is available to unitholders on the Fund's website.

CD Private Equity Fund I
Directors' report
31 March 2023

The directors of E&P Investments Limited, the Responsible Entity of the CD Private Equity Fund I (**Fund**), present their report together with the annual financial statements of the Fund for the financial year ended 31 March 2023.

Directors

The directors of the Responsible Entity at any time during or since the end of the financial year are listed below:

- Stuart Nisbett (Chair)
- Warwick Keneally
- Peter Shear

Directors were in office since the start of the financial year to the date of this report unless otherwise stated.

Information on the directors:

Stuart Nisbett

Stuart is currently Executive Director and Principal at Archerfield Capital Partners, a boutique corporate advisory firm specialising in real estate, which he established in 2008. He has more than 30 years' experience in property development, property funds management, equity and debt raising, corporate advisory and project finance.

Previously, Stuart was Executive Director, Head of Property Funds at ANZ Investment Bank. He was also the Managing Director, Head of Property Banking & Property Investment Banking at N M Rothschild & Sons (Australia) Limited. Stuart has also held senior roles at director level at Macquarie Bank Property Investment Banking Division and at Lendlease Corporation in its development and commercial asset management divisions.

Stuart is a Chartered Accountant and holds a Bachelor of Commerce with Merit and a Masters of Commerce from the University of NSW, and in 2005 was appointed a Fellow of the Australian Property Institute.

Warwick Keneally

Warwick is Head of Finance at E&P Funds, the Funds Management division of E&P Financial Group Limited and Chief Financial Officer of New Energy Solar Manager. Before joining E&P Funds, Warwick worked in chartered accounting firms specialising in turnaround and restructuring. Warwick started his career with KPMG, working in their Canberra, Sydney and London offices and has undertaken a range of complex restructuring and insolvency engagements across Europe, UK and Australia, for a range of Australian, UK, European and US banks. Warwick has worked with companies and lenders to develop and implement strategic business options, provide advice in relation to continuous disclosure requirements, develop cash forecasting training for national firms, and lectured on cash management.

Warwick has a Bachelor of Economics and Bachelor of Commerce from Australian National University and is a Member of the Institute of Chartered Accountants in Australia and New Zealand.

Peter Shear

Peter has significant expertise in funds management, financial advisory and complex lending arrangements including leveraged finance, property development and debt workout situations. Peter is currently a Managing Partner of Archibald Capital which specialises in Opportunistic Credit and Special Situations. Before that Peter was Co-Managing Partner of Opportunistic Lending and Special Situations at LIM Advisors. Prior to this role, Peter held the positions of Chief Risk Officer and Managing Director & Head of Corporate and Structured Finance at Lloyds Banking Group (and its predecessor HBOS plc) in Australia. Peter was also previously a Partner in Corporate Finance & Restructuring at Ernst & Young.

Peter has a Bachelor of Business from the University of Technology Sydney, an Executive MBA from AGSM, is a member of Chartered Accountants Australia and New Zealand, a Fellow of FINSIA and a Graduate Member of the Australian Institute of Company Directors.

Principal activities and significant changes in nature of activities

The principal activity of the Fund during the financial year was investing in small-to-mid-market private investment funds and privately held companies with a predominate focus in the US. There were no significant changes in the nature of these activities.

CD Private Equity Fund I
Directors' report
31 March 2023

Distributions

Distributions paid during the financial year were as follows:

	2023	2022
	\$	\$
Distribution - 40.0 cents per unit paid on 29 June 2021	-	15,605,486
Distribution - 23.5 cents per unit paid on 21 January 2022	-	8,913,974
Distribution - 14 cents per unit paid on 25 November 2022	5,117,165	-
Distribution - 8 cents per unit paid on 3 March 2023	2,924,094	-
	<u>8,041,259</u>	<u>24,519,460</u>

Review and results of operations

The profit for the Fund after providing for income tax amounted to \$1,113,657 (31 March 2022: \$11,326,594).

The Fund has invested in a limited partnership, US Select Private Opportunities Fund, L.P. (**LP**) which, in turn, invests in small-to-mid market private investment funds. The LP has committed capital across nine underlying private investment funds which focus on a range of industries including communication infrastructure, consumer products, manufacturing and business services. For the year ended 31 March 2023, these underlying private investment funds made drawdown requests on the LP to fund their investments, management fees and operating expenses. Net drawdown requests made by the underlying private investment funds since inception to the end of the year totalled US\$68.8 million.

The Fund has committed capital of US\$59.5 million, representing an interest of 85.5% in the LP. This has been fully called as a 31 March 2023.

Total comprehensive income for the year was \$1,113,657 (2022: \$11,326,594). The key component of this result included a \$496,453 fair value movement gain (2022: \$13,171,060 gain) on the Fund's investment in the LP during the year. As at 31 March 2023, the Fund had net assets of \$42,290,849 (2022: \$49,920,618), representing \$1.16 per unit (2022: \$1.34 per unit), after paying distributions of \$0.22 per unit (2022: distributions of \$0.635 per unit) to unitholders during the year.

The Fund had a basic and diluted earnings per unit of 3.04 cents for the year ended 31 March 2023 (2022: 29.49 cents per unit).

Events subsequent to the reporting period

On 15 May 2023, the Fund announced a proposal to appoint K2 Asset Management Ltd as responsible entity for the Fund, replacing E&P Investments Limited (**Proposal**). The proposal is to be put forward at a Unitholder meeting on 19 June 2023.

Future developments and expected results of operations

The Fund has committed capital to the LP to fund nine underlying private investment funds. Following the full realisation of investments held by Prometheus Partners IV, L.P. and DFW Capital Partners IV, L.P., at year end the Fund had capital remaining with seven underlying private investment funds. The objective of the Fund is to achieve capital growth over a five to 10 years investment horizon from its exposure to a portfolio of investments in small and mid-market private investment funds and privately held companies predominately focused in the US.

Material business risks

The material business risk associated with the Fund's principal activity relates to market price risk of its interest in the LP, as disclosed in note 10(iv) and note 14(a) of the Notes to the financial statements.

Environmental regulation

The Fund is not subject to any particular and significant environmental regulations under a law of the Commonwealth or a State or Territory.

Other relevant information

The following lists other relevant information required under the *Corporations Act 2001*:

- details of fees paid to the Responsible Entity during the financial year – refer to note 16 to the financial statements
- details of number of units in the Fund held by the Responsible Entity, their related parties and Directors at the end of the financial year - refer to note 16 to the financial statements
- details of issued interests in the Fund during the financial year – refer to note 6 to the financial statements.

Options

No options were granted over issued or unissued units in the Fund during, or since, the end of the year.

Indemnity and insurance

Under the Fund's constitution, the Responsible Entity, including its officers and employees, is indemnified out of the Fund's assets for any loss, damage expense or other liability incurred by it in properly performing or exercising any of its powers, duties or rights in relation to the Fund.

Insurance premiums have been paid, during or since the end of the financial year, for all of the directors of the Responsible Entity of the Fund. The contract of insurance prohibits disclosure of the nature of the liability and the amount of the premium.

No indemnities have been given or insurance premiums paid, during or since the end of the financial year, for the auditor of the Fund.

Non-audit services

Details of the amounts paid or payable to the auditor, Deloitte Touche Tohmatsu, for non-audit services are outlined in note 17 to the financial statements.

The directors are satisfied that the provision of non-audit services during the financial year, by the auditor (or by another person or firm on the auditor's behalf), is compatible with the general standard of independence for auditors imposed by the *Corporations Act 2001*.

The directors are of the opinion that the services as disclosed in note 17 to the financial statements do not compromise the external auditor's independence requirements of the *Corporations Act 2001* for the following reasons:

- all non-audit services are reviewed and approved prior to commencement to ensure they do not adversely affect the integrity and objectivity of the auditor; and
- the nature of the services provided does not compromise the general principles relating to auditor independence in accordance with APES110: Code of Ethics for Professional Accountants set by the Accounting Professionals Ethical Standards Board.

Auditor's independence declaration

A copy of the auditor's independence declaration as required under section 307C of the *Corporations Act 2001* is set out immediately after this directors' report.

This report is made in accordance with a resolution of directors, pursuant to section 298(2)(a) of the *Corporations Act 2001*.

On behalf of the directors



Stuart Nisbett
Chair of E&P Investments Limited, Responsible Entity

31 May 2023

The Board of Directors
E & P Investments Limited as Responsible Entity for:
CD Private Equity Fund I
Level 32 O'Connell Street
SYDNEY NSW 2000

31 May 2023

Dear Board Members

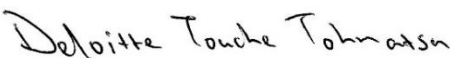
Auditor's Independence Declaration to CD Private Equity Fund I

In accordance with section 307C of the *Corporations Act 2001*, I am pleased to provide the following declaration of independence to the directors of the Responsible Entity of CD Private Equity Fund I.

As lead audit partner for the audit of the financial report of CD Private Equity Fund I for the year ended 31 March 2023, I declare that to the best of my knowledge and belief, there have been no contraventions of:

- the auditor independence requirements of the *Corporations Act 2001* in relation to the audit; and
- any applicable code of professional conduct in relation to the audit.

Yours faithfully


DELOITTE TOUCHE TOHMATSU



Carlo Pasqualini
Partner
Chartered Accountants

CD Private Equity Fund I
Statement of profit or loss and other comprehensive income
For the year ended 31 March 2023

	Note	2023 \$	2022 \$
Investment income			
Interest income		84,870	6,867
Foreign exchange (loss)		(159,249)	(123,791)
Fair value movements of equity investments	10	496,453	13,171,060
Total investment income		<u>422,074</u>	<u>13,054,136</u>
Expenses			
Management and administration fees	16	(300,813)	(325,096)
Listing fees		(45,859)	(43,238)
Custody fees		(13,152)	(12,989)
Registry fees		(23,415)	(37,790)
Legal and professional fees		(259,799)	(144,404)
Transaction costs		(144,975)	-
Other expenses		(15,780)	(7,278)
Total expenses		<u>(803,793)</u>	<u>(570,795)</u>
(Loss)/profit before income tax benefit/(expense)		(381,719)	12,483,341
Income tax benefit/(expense)	4	<u>1,495,376</u>	<u>(1,156,747)</u>
Profit after income tax benefit/(expense) for the year		1,113,657	11,326,594
Other comprehensive income for the year, net of tax		<u>-</u>	<u>-</u>
Total comprehensive income for the year		<u><u>1,113,657</u></u>	<u><u>11,326,594</u></u>
		Cents	Cents
Basic earnings per unit	5	3.04	29.49
Diluted earnings per unit	5	3.04	29.49

The above statement of profit or loss and other comprehensive income should be read in conjunction with the accompanying notes

CD Private Equity Fund I
Statement of financial position
As at 31 March 2023

	Note	2023 \$	2022 \$
Assets			
Current assets			
Cash and cash equivalents	7	3,611,323	5,375,159
Receivables	9	14,088	10,569
Current tax assets		763,630	-
Prepayments		9,010	9,193
Total current assets		<u>4,398,051</u>	<u>5,394,921</u>
Non-current assets			
Other financial assets	10	<u>39,169,590</u>	<u>46,297,572</u>
Total non-current assets		<u>39,169,590</u>	<u>46,297,572</u>
Total assets		<u>43,567,641</u>	<u>51,692,493</u>
Liabilities			
Current liabilities			
Trade and other payables	11	172,446	117,831
Current tax liabilities		-	66,504
Total current liabilities		<u>172,446</u>	<u>184,335</u>
Non-current liabilities			
Deferred tax	12	<u>1,104,346</u>	<u>1,587,540</u>
Total non-current liabilities		<u>1,104,346</u>	<u>1,587,540</u>
Total liabilities		<u>1,276,792</u>	<u>1,771,875</u>
Net assets		<u>42,290,849</u>	<u>49,920,618</u>
Equity			
Unit capital	6	56,949,566	57,651,733
(Accumulated losses)		<u>(14,658,717)</u>	<u>(7,731,115)</u>
Total equity		<u>42,290,849</u>	<u>49,920,618</u>

The above statement of financial position should be read in conjunction with the accompanying notes

CD Private Equity Fund I
Statement of changes in equity
For the year ended 31 March 2023

	Unit capital \$	(Accumulated losses) \$	Total equity \$
Balance at 1 April 2021	59,862,645	5,461,751	65,324,396
Profit after income tax expense for the year	-	11,326,594	11,326,594
Other comprehensive income for the year, net of tax	-	-	-
Total comprehensive income for the year	-	11,326,594	11,326,594
<i>Transactions with unitholders in their capacity as unitholders:</i>			
Unit buy-backs (note 6)	(2,205,260)	-	(2,205,260)
Buy-back costs (note 6)	(5,652)	-	(5,652)
Distributions paid (note 13)	-	(24,519,460)	(24,519,460)
Balance at 31 March 2022	<u>57,651,733</u>	<u>(7,731,115)</u>	<u>49,920,618</u>
	Unit capital \$	(Accumulated losses) \$	Total equity \$
Balance at 1 April 2022	57,651,733	(7,731,115)	49,920,618
Profit after income tax benefit for the year	-	1,113,657	1,113,657
Other comprehensive income for the year, net of tax	-	-	-
Total comprehensive income for the year	-	1,113,657	1,113,657
<i>Transactions with unitholders in their capacity as unitholders:</i>			
Unit buy-backs (note 6)	(700,372)	-	(700,372)
Buy-back costs (note 6)	(1,795)	-	(1,795)
Distributions paid (note 13)	-	(8,041,259)	(8,041,259)
Balance at 31 March 2023	<u>56,949,566</u>	<u>(14,658,717)</u>	<u>42,290,849</u>

The above statement of changes in equity should be read in conjunction with the accompanying notes

CD Private Equity Fund I
Statement of cash flows
For the year ended 31 March 2023

	Note	2023	2022
		\$	\$
Cash flows from operating activities			
Interest income received		78,364	6,960
Net payments to suppliers		(746,007)	(654,912)
Income tax paid		(136)	(58,101)
Net cash used in operating activities	8	(667,779)	(706,053)
Cash flows from investing activities			
Receipts from distributions		7,591,393	29,457,311
Net cash from investing activities		7,591,393	29,457,311
Cash flows from financing activities			
Payment for unit buy-backs		(700,373)	(2,205,260)
Payment of buy-back costs		(1,795)	(5,651)
Payment for distributions		(8,041,259)	(24,519,460)
Net cash used in financing activities		(8,743,427)	(26,730,371)
Net (decrease)/increase in cash and cash equivalents		(1,819,813)	2,020,887
Cash and cash equivalents at the beginning of the financial year		5,375,159	3,365,832
Effects of exchange rate changes on cash and cash equivalents		55,977	(11,560)
Cash and cash equivalents at the end of the financial year	7	<u>3,611,323</u>	<u>5,375,159</u>

The above statement of cash flows should be read in conjunction with the accompanying notes

CD Private Equity Fund I
Notes to the financial statements
31 March 2023

1. General information

CD Private Equity Fund I (**Fund**) is a Managed Investment Scheme registered and domiciled in Australia. The principal activities of the Fund are to invest in small-to-mid-market private investment opportunities in the United States of America (**US**), through its capacity as a Limited Partner of the US Select Private Opportunities Fund, L.P. (**LP**) registered in the Cayman Islands.

(i) Basis of preparation

The financial statements have been prepared on an accrual basis and are based on historical cost with the exception of financial assets, which are measured at fair value. All amounts are presented in Australian dollars unless otherwise noted.

(ii) Statement of compliance

The financial statements are general purpose financial statements which have been prepared in accordance with Australian Accounting Standards issued by the Australian Accounting Standards Board (**AASB**) and the *Corporations Act 2001*. Compliance with Australian Accounting Standards ensures the financial statements and notes to the financial statements of the Fund comply with the International Financial Reporting Standards (**IFRS**) issued by the International Accounting Standards Board (**IASB**).

The financial statements were authorised for issue by the directors on 31 May 2023. For the purposes of preparing the financial statements, the Fund is a for-profit entity.

(iii) Adoption of new and revised Accounting Standards

The Fund has adopted all of the new and revised Standards and Interpretations issued by the AASB that are relevant to their operations and effective for the current year. No new or revised Standards and Interpretations effective for the current year are considered to materially impact the Fund.

(iv) Accounting Standards and Interpretations issued but not yet effective

At the date of authorisation of the financial statements, the Standards and Interpretations listed below were in issue but not yet effective. The potential impact of the new or revised Standards and Interpretations for reporting period on or after 1 April 2023 to the Fund is not expected to be material to the Fund. The potential impact of the new or revised Standards and Interpretations for reporting periods on or after 1 April 2024 to the Fund is yet to be determined.

AASB 2021-2 'Amendments to Australian Accounting Standards - Disclosure of Accounting Policies and Definition of Accounting Estimates'

This standard is applicable to annual reporting periods beginning on or after 1 April 2023.

AASB 2020-1 'Amendments to Australian Accounting Standards - Classification of Liabilities as Current or Non-current'
AASB 2020-6 'Amendments to Australian Accounting Standards - Classification of Liabilities as Current or Non-current - Deferral of Effective Date'

These standards are applicable to annual reporting periods beginning on or after 1 April 2024.

2. Summary of significant accounting policies

The following accounting policies have been adopted in the preparation and presentation of the financial report.

a) Foreign currencies

The functional and presentation currency of the Fund is Australian dollars. This is based on an assessment that the primary economic environment in which the Fund operates is Australia.

2. Summary of significant accounting policies (continued)

Transactions in foreign currencies are initially recorded in Australian dollars by applying the exchange rates ruling at the date of the transaction. Monetary assets and liabilities denominated in foreign currencies that are outstanding at the reporting date are retranslated at the rate of exchange ruling at the Statement of Financial Position date. Non-monetary items carried at fair value that are denominated in foreign currencies are translated at the rates prevailing at the date when the fair value was determined.

Exchange differences arising on translation are recognised in profit or loss in the period in which they arise.

b) Financial instruments

Financial instruments, incorporating financial assets and financial liabilities, are recognised when the Fund becomes a party to the contractual provisions of the instrument.

(i) Financial assets

The Fund's financial assets comprise of cash and cash equivalents, receivables and equity investment at fair value (an interest in a Limited Partnership).

Financial assets are initially measured at fair value, except for trade receivables with no significant financing component which are measured at transaction price.

All recognised financial assets are measured subsequently in their entirety either at amortised cost or fair value, depending on the classification of the financial assets.

Classification of financial assets

Debt instruments that meet the following conditions are measured subsequently at amortised cost:

1. where a financial asset is held within a business model for the objective to collect contractual cash flows; and
2. contractual terms of the financial asset give rise on specified dates to cash flows that are solely payments of principal and interest on the principal amount outstanding.

Debt instruments that meet the following conditions are measured subsequently at fair value through other comprehensive income (**FVTOCI**):

1. where a financial asset is held within a business model whose objective is achieved by both collecting contractual cash flows and selling the financial assets; and
2. contractual terms of the financial asset give rise on specified dates to cash flows that are solely payments of principal and interest on the principal amount outstanding.

By default, all other financial assets are measured subsequently at fair value through profit or loss (**FVTPL**).

Despite the foregoing, the Fund may make the following irrevocable election/designation at initial recognition of a financial asset:

1. the Fund may irrevocably elect to present subsequent changes in fair value of an equity investment in other comprehensive income if certain criteria are met; and
2. the Fund may irrevocably designate a debt investment that meets the amortised cost or FVTOCI criteria as measured at FVTPL if doing so eliminates or significantly reduces an accounting mismatch.

The Interest held by the Fund in the Limited Partnership (refer to (c) below) does not meet the conditions to satisfy subsequent measurement at amortised cost, and is therefore measured at fair value through profit or loss.

Gains and losses on all financial assets at fair value are recognised in profit or loss.

2. Summary of significant accounting policies (continued)

(ii) Derecognition

Financial assets are derecognised where the contractual rights to receipt of cash flows expire or the asset is transferred to another party whereby the entity no longer has any significant continuing involvement in the risks and benefits associated with the asset. Financial liabilities are derecognised where the related obligations are discharged or cancelled or expire. The difference between the carrying value of the financial liability extinguished or transferred to another party and the fair value of consideration paid, including the transfer of non-cash assets or liabilities assumed, is recognised in profit or loss.

(iii) Fair value

Fair value is the price that would be received to sell an asset or paid to transfer a liability in the principal (or most advantageous) market at balance date under current market conditions. Fair value is determined based on the bid price for all quoted investments in an active market. Valuation techniques are applied to determine the fair value for all unlisted securities and securities in markets that are not active. The unlisted partnership investment held by the Fund is valued using a 'proportionate' value method based on the proportion of the total net asset value of the partnership in which the Fund has an interest at balance date.

c) Interest in Limited Partnership

The Fund has entered into a partnership arrangement with Cordish Private Ventures, with a primary strategy of investing in US small-to-mid-market private investment funds. The partnership has been structured through a limited partnership vehicle – US Select Private Opportunities Fund, L.P. (**LP**), in which the Fund has an 85.5% interest. The interest held by the Fund is regarded as a financial asset which is recorded at fair value (refer to note 2(b)(iii) for the fair value valuation basis adopted in respect of the partnership interest held). Subsequent changes in fair value are recognised in profit or loss.

Distributions of capital or income received from the LP are recorded against the investment account, reflecting the fact that such amounts would previously have been included in the investment account either through capital contributions made or through fair value movements recognised in respect of unrealised capital or operating profits relating to the underlying investments.

d) Cash and cash equivalents

Cash and cash equivalents comprise cash at bank and in hand and short-term deposits with an original maturity of three months or less that are readily convertible to known amounts of cash and which are subject to an insignificant risk of change in value.

e) Receivables

Receivables are financial assets with a contractual right to receive fixed or determinable payments that are not quoted in an active market. Receivables also include other accrued receivables. Receivables are recorded at amounts due less any loss allowance.

f) Taxes

(i) Income tax

Under current Australian income tax laws, the Trust is not liable to pay income tax provided it is not a corporate unit trust or public trading trust and its distributable income for each income year is fully distributed to security holders, by way of cash or reinvestment.

The Fund may be liable to pay income tax in the US dependent on the structure of private investment funds in which the Limited Partnership invests and in turn the structure of the underlying investments made by the private investment funds. Rates of tax will vary dependent on the source of income derived.

A deferred tax liability is recognised (at the likely rate of tax in the US) based on the difference between the fair value and tax cost base of certain underlying investments in respect of which an economic interest is held by the Fund and on which income tax is expected to be payable by the Fund in the US on realisation of such investments.

2. Summary of significant accounting policies (continued)

(ii) Goods and Services Tax (GST)

Revenues, expenses and assets are recognised net of the amount of GST, except where the amount of GST incurred is not recoverable from the Australian Taxation Office. In these circumstances, the GST is recognised as part of the cost of acquisition of the asset or as part of an item of expense.

Where fees are stated to be exclusive of GST and GST is payable on any fee, the fee will be increased by an amount equal to the GST payable.

Cash flows are included in the Statement of Cash Flows on a gross basis, except for the GST component of cash flows arising from investing and financing activities which are disclosed as operating cash flows.

The Fund qualifies for reduced input tax credits at a minimum rate of 55%.

g) Interest income

Interest income is recognised in profit or loss using the effective interest method. This is a method of calculating the amortised cost of a financial asset and allocating the interest income over the relevant period using the effective interest rate, which is the rate that exactly discounts estimated future cash receipts through the expected life of the financial asset to the net carrying amount of the financial asset.

h) Provisions

Provisions are recognised when there is a present obligation (legal or constructive) as a result of a past event, it is probable an outflow of resources embodying economic benefits will be required to settle the obligation and a reliable estimate can be made of the amount of obligation.

i) Trade and other payables

Trade and other payables are recognised when the Fund becomes obliged to make future payments resulting from the purchase of goods or services. The balance is unsecured and is recognised as a current liability with the amount being normally paid within 30 days of recognition of the liability.

j) Earnings per unit

Basic earnings per unit is calculated by dividing the profit or loss attributable to unitholders by the weighted average number of units outstanding during the financial period. Diluted earnings per unit is the same as there are no potential dilutive ordinary units.

k) Unit capital

(i) Ordinary units

Ordinary units are classified as equity. Issued capital is recognised at the fair value of the consideration received by the Fund. Incremental costs directly attributable to the issue of ordinary units are recognised as a deduction from equity.

(ii) Distributions to unitholders

Distributions payable are recognised in the reporting period in which the distributions are declared, determined, or publicly recommended by the board of the Responsible Entity on or before the end of the financial period, but not distributed at balance date.

l) Critical accounting estimates and judgements

In the application of the Fund's accounting policies, management is required to make judgements, estimates and assumptions about carrying values of assets and liabilities that are not readily apparent from other sources. The estimates and associated assumptions are based on historical experience and other factors that are considered to be relevant. Actual results may differ from these estimates.

2. Summary of significant accounting policies (continued)

The estimates and underlying assumptions are reviewed on an ongoing basis. Revisions to accounting estimates are recognised in the period in which the estimate is revised if the revision affects only that period, or in the period of the revision and future periods if the revision affects both current and future periods.

Accounting policies which are subject to significant accounting estimates and judgements include fair value determination of the interest held by the Fund in the Limited Partnership (refer note 10 (iv)), recognition of a deferred tax liability in respect of likely US tax obligations which are expected to arise from underlying fund investment realisations (refer note 12), and selection of Australian dollars as the functional currency of the Fund (refer note 2 (a)).

3. Operating segment

The Fund operates a single reportable segment, that being the business of investing in small-to-mid-market private investment funds and privately held companies in the US through its interest in a Limited Partnership.

The Responsible Entity of the Fund is the Chief Operating Decision Maker (**CODM**) for the purpose of resource allocation and assessing performance of the operating segment.

Revenue, profit or loss, assets, liabilities and other financial information reported and monitored by the CODM of the single identified segment are reflected in the financial statements and notes to financial statements of the Fund.

4. Income tax (expense)/benefit

	2023 \$	2022 \$
<i>Income tax expense</i>		
Deferred tax:		
- In respect of current year	(1,495,376)	1,156,747
Aggregate income tax (benefit)/expense	<u>(1,495,376)</u>	<u>1,156,747</u>
<i>Numerical reconciliation of income tax (benefit)/expense and tax at the statutory rate</i>		
(Loss)/profit before income tax benefit/(expense)	<u>(381,719)</u>	<u>12,483,341</u>
Tax at the statutory tax rate of 30%	(114,516)	3,745,002
Tax effect amounts which are not deductible/(taxable) in calculating taxable income:		
- Income and expenditure of Australian trust not subject to tax in Australia	114,516	(3,745,002)
- Fair value movement likely to be subject to USA taxation	<u>(1,495,376)</u>	<u>1,156,747</u>
Income tax (benefit)/expense	<u>(1,495,376)</u>	<u>1,156,747</u>

CD Private Equity Fund I
Notes to the financial statements
31 March 2023

5. Earnings per unit

	2023	2022
	\$	\$
Profit after income tax	<u>1,113,657</u>	<u>11,326,594</u>
	Number	Number
Weighted average number of ordinary units used in calculating basic earnings per unit	<u>36,628,796</u>	<u>38,401,886</u>
Weighted average number of ordinary units used in calculating diluted earnings per unit	<u>36,628,796</u>	<u>38,401,886</u>
	Cents	Cents
Basic earnings per unit	3.04	29.49
Diluted earnings per unit	3.04	29.49

There are no adjustments on the basic earnings per unit for the calculation of diluted earnings per unit as there are no transactions that would significantly change the number of ordinary units at the end of the reporting period.

6. Equity - unit capital

	2023	2022	2023	2022
	Units	Units	\$	\$
Ordinary units - fully paid	<u>36,551,180</u>	<u>37,197,082</u>	<u>56,949,566</u>	<u>57,651,733</u>

Movements in ordinary unit capital

Details	Date	Units	\$
Balance	1 April 2021	39,013,716	59,862,645
Unit buy-backs		(1,816,634)	(2,205,260)
Buy-back costs		-	(5,652)
Balance	31 March 2022	37,197,082	57,651,733
Unit buy-backs		(645,902)	(700,372)
Buy-back costs		-	(1,795)
Balance	31 March 2023	<u>36,551,180</u>	<u>56,949,566</u>

All issued units are fully paid. The holders of ordinary units are entitled to one vote per unit at meetings of the Fund and are entitled to receive distributions declared from time to time by the Responsible Entity.

Unit buy-back

There is no current on-market unit buy-back. The previous on-market buy-back program ended on 27 June 2022.

Capital management

The Fund manages its capital to ensure it will be able to continue as a going concern while maximising the return to unitholders. The capital structure of the Fund consists of issued capital amounting to \$56,949,566. The Fund is not subject to any externally imposed capital requirements.

CD Private Equity Fund I
Notes to the financial statements
31 March 2023

7. Current assets - cash and cash equivalents

	2023	2022
	\$	\$
Cash at bank	<u>3,611,323</u>	<u>5,375,159</u>

The exposure to interest rate risk and a sensitivity analysis is disclosed in note 14 to the financial statements.

8. Reconciliation of profit after income tax to net cash used in operating activities

	2023	2022
	\$	\$
Profit after income tax benefit/(expense) for the year	1,113,657	11,326,594
Adjustments for:		
Fair value movements of equity investments	(496,453)	(13,171,060)
Net foreign exchange (gain)/loss	(22,935)	105,198
Change in operating assets and liabilities:		
- (Increase)/decrease in receivables	(3,519)	316,924
- Decrease/(increase) in prepayments	183	(898)
- Increase/(decrease) in payables	54,616	(400,050)
- (Decrease)/increase in current tax liabilities	(830,134)	66,504
- (Decrease)/increase in deferred tax liabilities	(483,194)	1,050,735
Net cash used in operating activities	<u>(667,779)</u>	<u>(706,053)</u>

9. Current assets - receivables

	2023	2022
	\$	\$
Interest receivable	6,915	409
GST receivable	<u>7,173</u>	<u>10,160</u>
	<u>14,088</u>	<u>10,569</u>

There are no balances included in receivables that contain assets that are impaired. All receivables are non interest bearing. No receivable amounts are overdue. The receivables are recorded at carrying amounts that are reasonable approximations of fair value.

10. Non-current assets - other financial assets

(i) Equity investment constituting interest in Limited Partnership - at fair value:

	2023	2022
	\$	\$
US Select Private Opportunities Fund, LP (LP)	<u>39,169,590</u>	<u>46,297,572</u>

CD Private Equity Fund I
Notes to the financial statements
31 March 2023

10. Non-current assets - other financial assets (continued)

	2023	2022
	\$	\$
(ii) Reconciliation:		
Balance at the beginning of the year	46,297,572	62,677,461
Movement in fair value through profit or loss*	496,453	13,171,060
Distributions received from LP	<u>(7,624,435)</u>	<u>(29,550,949)</u>
Balance at the end of the year	<u><u>39,169,590</u></u>	<u><u>46,297,572</u></u>

*Included in the 'movement in fair value' amount of \$496,453 (2022: \$13,171,060) is an unrealised foreign exchange translation gain component of \$5,322,651 (2022: \$740,176). This amount is also net of the Fund's 85.5% share of management fees paid by the LP to the General Partner of the LP, totalling \$348,465 (2022: \$1,608,820) (refer to note 16).

(iii) Fund's interest in assets and liabilities of LP

The 85.5% economic interest held by the Fund is not represented by voting rights or other power vested in the Fund to make decisions relating to the assets and liabilities of the LP. As is common practice with Limited Partnership arrangements, the General Partner of the LP is considered to be the party who holds the existing rights to direct the relevant activities of the LP, including the acquisition and disposal of investments.

The Fund's 85.5% interest in US Select Private Opportunities Fund, L.P. at 31 March 2023 is represented by its proportionate interest in the LP's assets and liabilities as follows:

	2023	2022
	\$	\$
Cash	5,124,669	8,217,186
Encore Consumer Capital Fund II, LP	5,021,476	7,126,239
FPC Small Cap Fund I, LP	1,930,874	2,391,163
Incline Equity Partners III, LP	131,245	110,659
KarpReily Capital Partners II, LP	5,914,291	7,233,626
Peppertree Capital Fund IV, LP	923,939	939,512
Trivest Fund V, LP	10,566,419	8,967,380
US Select Direct Private Equity Fund (US), LP	9,556,677	10,715,747
Other receivables	<u>-</u>	<u>596,060</u>
Net assets*	<u><u>39,169,590</u></u>	<u><u>46,297,572</u></u>

*Included in the net assets of \$39,169,590 (2022: \$46,297,572) are investments in US private investment funds of \$34,044,921 (2022: \$37,484,326).

(iv) Valuation

The Fund has adopted its established valuation basis as described below to determine fair value of the Fund's equity investment in the LP.

Valuation technique adopted

The fair value of the Fund's interest in the LP is determined using a 'proportionate' value method based on the Fund's 85.5% interest held in the total net asset value of the LP.

10. Non-current assets - other financial assets (continued)

The LP holds investments predominately in US private investment funds, and the LP adopts a similar fair value measurement basis, based on the proportionate interest it holds in the most recent reported total net asset values of the respective investment funds. There is up to a three month difference between the Fund's reporting date and the date of the most recent reported net assets of the underlying investment funds. The underlying investment funds typically invest in US unlisted equity investments with fair values determined periodically based on market or income-based valuation techniques, which may involve the use of unobservable inputs such as discount rate and earnings multiple.

The valuation of the Fund's equity investment in the LP are based on the fair values of the underlying investment funds at 31 December 2022 adjusted for any material changes to those valuations to reflect movements to 31 March 2023, including foreign exchange translation impacts arising from translating the US dollar (**USD**) denominated interest in the LP to Australian dollars (**AUD**) at each balance date.

Refer to note 14 for Market Risk sensitivity analysis.

Investment risks

As noted above, the LP has invested in underlying private investment funds in the US market who have in turn invested in a portfolio of private equity investments. Because of the absence of any liquid trading market for these types of investments, it may take longer to liquidate these investments than would be the case for marketable securities and accordingly the value obtained on realisation may differ to the estimated fair values at balance date. As there are no directly observable prices, the fair values assigned by the investment funds to each investment are based on a range of factors, including but not limited to the initial purchase price, market trading multiples and observed transaction metrics. The resulting valuations may differ significantly from the values that would have been realised had a transaction taken place at balance date. The differences would directly impact the value of the interest held by the LP in the underlying investment funds and consequently the value of the interest held by the Fund in the LP. Estimation uncertainty also arises in relation to likely US tax obligations the Fund will incur in connection with realisation of recorded fair value movements (refer note 12).

(v) Capital commitments

As at 31 March 2023, the Fund has made capital commitments totalling US\$59.5 million to the LP, which has been fully called at balance date.

As at 31 March 2023, the Fund has no uncalled capital commitments outstanding to the LP.

11. Current liabilities - trade and other payables

	2023	2022
	\$	\$
Trade creditors	2,494	13,751
Accrued liabilities	168,879	103,006
Other payables	1,073	1,074
	<u>172,446</u>	<u>117,831</u>

Refer to note 14 for further information on financial instruments.

The average credit period for trade creditors is generally 30 days. No interest is charged on trade creditors from the date of the invoice. The Fund has risk management policies in place to ensure invoices are paid within credit terms.

12. Non-current liabilities - deferred tax

	2023 \$	2022 \$
Deferred tax liability	1,104,346	1,587,540

The deferred tax liability has been assessed based on an estimate of likely US tax obligations the Fund will incur upon realisation of recorded fair value movements in connection with certain underlying private equity investments. This estimate is subject to estimation uncertainty as a result of limitations in the availability of information pertaining to the tax structure of the underlying investments in respect of which the Fund has an interest.

13. Equity - distributions

Distributions paid during the financial year were as follows:

	2023 \$	2022 \$
Distribution - 40.0 cents per unit paid on 29 June 2021	-	15,605,486
Distribution - 23.5 cents per unit paid on 21 January 2022	-	8,913,974
Distribution - 14 cents per unit paid on 25 November 2022	5,117,165	-
Distribution - 8 cents per unit paid on 3 March 2023	2,924,094	-
	<u>8,041,259</u>	<u>24,519,460</u>

14. Financial instruments

Financial risk management objectives

The Fund is exposed to the following risks from its use of financial instruments:

- market risk (foreign exchange risk, market price risk and interest rate risk)
- credit risk
- liquidity risk.

The Responsible Entity has overall responsibility for the establishment and oversight of the risk management framework, including developing and monitoring risk management policies.

(a) Market risk

Market risk is the risk that the fair value of future cash flows of a financial instrument will fluctuate because of changes in market prices, such as foreign exchange rates, interest rates and equity prices. The Fund is primarily exposed to market risks arising from fluctuations in market price risk, foreign currency and interest rates. Refer to note 10(iv) for further details of risks relating to equity prices.

(i) Foreign exchange risk

Foreign exchange risk arises on financial instruments that are denominated in a foreign currency. Foreign exchange rate movements will impact on the Australian dollar value of the Fund's financial assets and liabilities denominated in a currency that is not the Fund's functional currency.

The Fund is exposed to USD foreign exchange risk through its USD denominated cash balances, its investment activities and income derived from these activities.

The table below details the carrying amounts of the Fund's foreign exchange risk as at the end of the reporting period. This represents the AUD exposure, converted at an exchange rate of 0.6685.

14. Financial instruments (continued)

	Assets		Liabilities	
	2023	2022	2023	2022
	\$	\$	\$	\$
Cash and cash equivalents	1,510,210	973,918	-	-
Receivables	25	17	-	-
Financial assets (equity investments)	39,169,590	46,297,572	-	-
	<u>40,679,825</u>	<u>47,271,507</u>	<u>-</u>	<u>-</u>

Sensitivity analysis

The effect of the foreign exchange risk relating to equity investments (investment in Limited Partnership) is recorded in profit or loss as part of the overall fair value movement in the investment (refer to note 10(ii)). The effect of foreign exchange risk relating to cash and cash equivalents is recorded in profit or loss as a foreign exchange gain or loss.

The Fund considers a 10% movement in the AUD against USD as at 31 March 2023 to be a reasonable possibility at the end of the reporting period. The impact of the strengthening and weakening of AUD against USD in profit or loss and equity is shown by the amounts below as it relates to cash and cash equivalents, equity investments and trade and other payables. This analysis assumes that all other variables remain constant.

2023	% change	AUD strengthened Effect on		% change	AUD weakened Effect on	
		profit before tax	Effect on equity		profit before tax	Effect on equity
Cash and cash equivalents	10%	(137,292)	(137,292)	(10%)	167,801	167,801
Receivables	10%	(2)	(2)	(10%)	3	3
Equity investments	10%	(3,560,872)	(3,560,982)	(10%)	4,352,177	4,352,177
		<u>(3,698,166)</u>	<u>(3,698,276)</u>		<u>4,519,981</u>	<u>4,519,981</u>

2022	% change	AUD strengthened Effect on		% change	AUD weakened Effect on	
		profit before tax	Effect on equity		profit before tax	Effect on equity
Cash and cash equivalents	10%	(88,538)	(88,538)	(10%)	108,213	108,213
Receivables	10%	(2)	(2)	(10%)	2	2
Equity investments	10%	(4,208,870)	(4,208,870)	(10%)	5,144,175	5,144,175
		<u>(4,297,410)</u>	<u>(4,297,410)</u>		<u>5,252,390</u>	<u>5,252,390</u>

(ii) Market price risk

Market price risk is the risk that the value of a financial instrument will fluctuate as a result of changes in market prices, whether caused by factors specific to individual investments or factors affecting all instruments traded in the market.

Sensitivity analysis

The Fund considers a 10% increase or decrease to be a reasonably possible change in market prices at the reporting date. The sensitivity analysis below reflects the Fund's proportionate exposure to market price risk of the underlying equity investments of the private investment partnership excluding any foreign exchange impact. The impact of a 10% movement in market prices (excluding foreign exchange impact) on profit or loss and equity is shown in the table below:

14. Financial instruments (continued)

		Average price increase			Average price decrease		
		% change	Effect on profit before tax	Effect on equity	% change	Effect on profit before tax	Effect on equity
2023							
Equity investments (refer note 10 (iii))		10%	<u>3,404,492</u>	<u>3,404,492</u>	(10%)	<u>(3,404,492)</u>	<u>(3,404,492)</u>
		Average price increase			Average price decrease		
		% change	Effect on profit before tax	Effect on equity	% change	Effect on profit before tax	Effect on equity
2022							
Equity investments (refer note 10 (iii))		10%	<u>3,748,433</u>	<u>3,748,433</u>	(10%)	<u>(3,748,433)</u>	<u>(3,748,433)</u>

(iii) Interest rate risk

The Fund is exposed to interest rate risk on its variable rate bank deposits. The Fund currently does not hedge against this exposure.

Sensitivity analysis

The Fund considers a 200 basis point (2022: 50 basis point) increase or decrease to be a reasonably possible change in interest rates. The impact of a 200 basis point movement in interest rates on profit or loss and equity is shown in the table below.

		Basis points increase			Basis points decrease		
		Basis points change	Effect on profit before tax	Effect on equity	Basis points change	Effect on profit before tax	Effect on equity
2023							
Variable rate bank deposits		200	<u>72,226</u>	<u>72,226</u>	(200)	<u>(72,226)</u>	<u>(72,226)</u>
		Basis points increase			Basis points decrease		
		Basis points change	Effect on profit before tax	Effect on equity	Basis points change	Effect on profit before tax	Effect on equity
2022							
Variable rate bank deposits		50	<u>26,876</u>	<u>26,876</u>	(50)	<u>(26,876)</u>	<u>(26,876)</u>

(b) Credit risk

Credit risk is the risk that contracting parties to a financial instrument will cause a financial loss for the Fund by failing to discharge an obligation. The Fund manages credit risk by ensuring deposits are made with reputable financial institutions. The majority of funds at year end were deposited with ANZ Bank (Australia).

The carrying amount of financial assets that represents the maximum credit risk exposure at the end of reporting period are detailed below:

14. Financial instruments (continued)

	2023 \$	2022 \$
Summary of exposure		
Cash and cash equivalents	3,611,323	5,375,159
GST receivable	7,173	10,160
Interest receivable	6,915	409
	<u>3,625,411</u>	<u>5,385,728</u>

(c) Liquidity risk

Liquidity risk is the risk that the Fund will encounter difficulty in meeting the obligations associated with its financial liabilities that are settled by delivering cash or another financial asset. The Fund's approach to managing liquidity is to ensure, as far as possible, that it will always have sufficient liquidity to meet its liabilities when due, under both normal and stressed conditions, without incurring unacceptable losses or risking damage to the Fund's reputation.

The Fund's liquidity primarily comprises cash at bank totalling \$3,611,323 at 31 March 2023 which is held to cover its day-to-day running costs and expenditures.

The following is the contractual maturity of financial liabilities and capital commitments. The table has been drawn based on the undiscounted cash flows of liabilities based on the earliest date on which the Fund can be required to settle the liability.

	Less than 12 months \$	At call \$	Remaining contractual maturities \$
2023			
Non-derivatives			
<i>Non-interest bearing</i>			
Trade and other payables	172,446	-	172,446
Total non-derivatives	<u>172,446</u>	<u>-</u>	<u>172,446</u>
	Less than 12 months \$	At call \$	Remaining contractual maturities \$
2022			
Non-derivatives			
<i>Non-interest bearing</i>			
Trade and other payables	117,831	-	117,831
Total non-derivatives	<u>117,831</u>	<u>-</u>	<u>117,831</u>

15. Fair value measurement

Fair value

The fair value of financial assets and financial liabilities approximate their carrying values at the reporting date.

The table below analyses recurring fair value measurements for financial assets and financial liabilities. The fair value measurements are categorised into different levels in the fair value hierarchy based on the inputs to the valuation techniques used. The different levels are defined as follows:

- Level 1 - Quoted prices (unadjusted) in active markets for identical assets or liabilities

15. Fair value measurement (continued)

- Level 2 - Inputs other than quoted prices included within Level 1 that are observable for the asset or liability, either directly (that is, as prices) or indirectly (that is, derived from prices)
- Level 3 - Inputs for the asset or liability that are not based on observable market data (unobservable inputs).

	Level 1 \$	Level 2 \$	Level 3 \$	Total \$
2023				
<i>Financial assets carried at fair value</i>				
Other financial assets - equity investment constituting interest in US Select Private Opportunities Fund, LP	-	-	39,169,590	39,169,590
Total assets	-	-	39,169,590	39,169,590
	Level 1 \$	Level 2 \$	Level 3 \$	Total \$
2022				
<i>Financial assets carried at fair value</i>				
Other financial assets - equity investment constituting interest in US Select Private Opportunities Fund, LP	-	-	46,297,572	46,297,572
Total assets	-	-	46,297,572	46,297,572

The Fund recognises transfers between levels of the fair value hierarchy as at the end of the reporting period during which the transfer has occurred. There were no transfers between levels during the financial year.

Details of the determination of level 3 fair value measurements including the valuation technique adopted and the key underlying unobservable inputs used are set out in note 10(iv).

The Fund has established a control framework with respect to measurement and assessment of fair values. This framework includes a sub-investment committee that has overall responsibility for analysing the performance and fair value movements of underlying US investment fund holdings during each reporting period.

16. Related party disclosures

Key management personnel

Stuart Nisbett, Warwick Keneally and Peter Shear are directors of the Responsible Entity, E&P Investments Limited, and are deemed to be key management personnel.

The key management personnel do not receive compensation from the Fund or from the Responsible Entity directly for their management function performed for the Fund.

As at reporting date, no directors held units for their own benefit or had an interest in holdings through a third party.

Related party investments in the scheme

The Responsible Entity or its associates does not hold any investments in the scheme.

Management fees

The Responsible Entity's duties include establishing the Fund's compliance plan and procedures and monitoring against regulatory and legislative requirements, the issuance of disclosure documents, the appointment and monitoring of external service providers to the Fund and overall administration of the Fund.

For these services, the Responsible Entity charged management fees of 0.33% per annum (exclusive of GST) on the gross asset value of the Fund. This is comprised of the Responsible Entity Fee of 0.08% per annum and Administration Fee of 0.25% per annum. Management fees are paid to the Responsible Entity monthly in advance.

16. Related party disclosures (continued)

The total management fees paid to the Responsible Entity for the year ended 31 March 2023 was \$170,320 (2022: \$194,233), exclusive of GST. There were no outstanding management fees as at 31 March 2023 (2022: nil).

Fund administration fee

Australian Fund Accounting Services Pty Limited, a wholly-owned subsidiary of E&P Financial Group Limited, the parent of the Responsible Entity, provides fund administration services to the Fund under an agreement with the Responsible Entity. These services include net asset valuation, management accounting, statutory reporting, capital management and taxation. Total fund administration fees paid or payable for the year ended 31 March 2023 were \$120,000 (2022: \$120,000), exclusive of GST.

Investment manager fee

US Select Private Opportunities Fund, L.P. (LP), in which the Fund holds an 85.5% interest, is required to pay its Investment Manager, US Select Private Opportunities Fund, GP, being an entity associated with the Responsible Entity, for acting on behalf of the limited partnership to acquire, manage and transact on partnership interests within the scope of the limited partnership agreement, a fee equivalent to 2% per annum of the total funds committed by the partners to the LP. The fee is payable quarterly in advance from the funds of the LP. This fee arrangement ceased in June 2022. The total fees paid or payable during the year amounted to \$407,562 (US\$279,043) (2022: \$1,881,661 (US\$1,391,392)). The Fund's 85.5% interest equates to \$348,465 (2022: \$1,608,820). This fee is recorded in the books of the LP.

US Select Direct Private Equity Fund (US), LP

At balance date, the Fund's share of the LP's investment in US Select Direct Private Equity Fund (US), LP was \$9,556,677 (US\$6,388,639) (2022: \$10,715,747 (US\$8,017,522)). The General Partner of this investment is associated with the Responsible Entity of the Fund. The LP's share of the investment management fees paid to the General Partner for the year ended 31 March 2023 amounted to \$nil (2022: \$12,106 (US\$8,952)). The Fund's 85.5% interest equates to \$nil (2022: \$10,351 (US\$7,654)).

Recharges paid to related entity

To avoid suppliers receiving multiple payments, E&P Operations Pty Limited, a related entity to the Responsible Entity, makes a single payment to certain suppliers, and recharges the Fund its share at cost. There is no mark-up or charge to the Fund for being provided this service, the Fund only incurs the costs directly attributable to the work performed for it by the supplier, as if it had contracted with that provider individually.

17. Remuneration of auditors

During the financial year the following fees were paid or payable for services provided by Deloitte Touche Tohmatsu, the auditor of the Fund, and its network firms:

	2023	2022
	\$	\$
<i>Audit services - Deloitte Touche Tohmatsu</i>		
Audit or review of the financial statements	69,000	66,200
Other assurance services	12,900	-
	<hr/>	<hr/>
<i>Other services - Deloitte Touche Tohmatsu</i>		
Taxation services	16,697	8,500
	<hr/>	<hr/>
	98,597	74,700
	<hr/>	<hr/>
<i>Other Audit Firms - Deloitte Tax LLP</i>		
Taxation services	51,131	49,135
	<hr/>	<hr/>

18. Capital commitments

As disclosed in note 10(v) to the financial statements, the Fund does not have any other capital commitments outstanding for the year ended 31 March 2023.

19. Contingent liabilities

The directors of the Responsible Entity are not aware of any potential liabilities or claims against the Fund as at balance date.

20. Events after the reporting period

On 15 May 2023, the Fund announced a proposal to appoint K2 Asset Management Ltd as responsible entity for the Fund, replacing E&P Investments Limited (**Proposal**). The proposal is to be put forward at a Unitholder meeting on 19 June 2023.

No other matter or circumstance has arisen since 31 March 2023 that has significantly affected, or may significantly affect the Fund's operations, the results of those operations, or the Fund's state of affairs in future financial years.

CD Private Equity Fund I
Directors' declaration
31 March 2023

The directors of the Responsible Entity declare that, in the directors' opinion:

- the attached financial statements and notes thereto are in accordance with the *Corporations Act 2001*, including compliance with accounting standards and the Corporations Regulations 2001;
- the attached financial statements are in compliance with International Financial Reporting Standards, as stated in the notes to the financial statements;
- the attached financial statements and notes give a true and fair view of the Fund's financial position as at 31 March 2023 and of its performance for the financial year ended on that date; and
- there are reasonable grounds to believe that the Fund will be able to pay its debts as and when they become due and payable.

The directors have been given the declarations required by section 295A of the *Corporations Act 2001*.

Signed in accordance with a resolution of directors made pursuant to section 295(5) of the *Corporations Act 2001*.

On behalf of the directors of the Responsible Entity



Stuart Nisbett
Chair of E&P Investments Limited, Responsible Entity

31 May 2023

Independent Auditor's Report to the Unitholders of CD Private Equity Fund I

Opinion

We have audited the financial report of CD Private Equity Fund I, (the "Fund") which comprises the statement of financial position as at 31 March 2023, the statement of profit or loss and other comprehensive income, the statement of changes in equity and the statement of cash flows for the year then ended, and notes to the financial statements, including a summary of significant accounting policies and other explanatory information, and the directors' declaration.

In our opinion, the accompanying financial report of the Fund is in accordance with the *Corporations Act 2001*, including:

- Giving a true and fair view of the Fund's financial position as at 31 March 2023 and of its financial performance for the year then ended; and
- Complying with Australian Accounting Standards and the *Corporations Regulations 2001*.

Basis for Opinion

We conducted our audit in accordance with Australian Auditing Standards. Our responsibilities under those standards are further described in the Auditor's Responsibilities for the Audit of the Financial Report section of our report. We are independent of the Fund in accordance with the auditor independence requirements of the *Corporations Act 2001* and the ethical requirements of the Accounting Professional & Ethical Standards Board's APES 110 *Code of Ethics for Professional Accountants (including Independence Standards)* (the Code) that are relevant to our audit of the financial report in Australia. We have also fulfilled our other ethical responsibilities in accordance with the Code.

We confirm that the independence declaration required by the *Corporations Act 2001*, which has been given to the directors of E & P Investments Limited, the Responsible Entity of the Fund (the "directors"), would be in the same terms if given to the directors as at the time of this auditor's report.

We believe that the audit evidence we have obtained is sufficient and appropriate to provide a basis for our opinion.

Key Audit Matters

Key audit matters are those matters that, in our professional judgement, were of most significance in our audit of the financial report for the current period. These matters were addressed in the context of our audit of the financial report, and in forming our opinion thereon, and we do not provide a separate opinion on these matters.

Key Audit Matter	How the scope of our audit responded to the Key Audit Matter
<p><i>Fair Value of Investment in Limited Partnership (LP)</i></p> <p>As at 31 March 2023 the Fund's fair value of its investment in the LP was \$39,169,590 as disclosed in Note 10.</p> <p>The basis of valuation of the Fund's investment in the LP is disclosed in Note 10(iv).</p> <p>Significant estimation uncertainty is inherent in the determination of the fair value of the investment in the LP due to the fact that:</p> <p>a) the underlying investments held by the US investment funds in which the LP has an interest are generally illiquid in nature, and their valuation is based on unobservable inputs which are subject to significant estimation judgement by management of the US investment funds; and</p> <p>b) there may be a time lag of up to three months between the Fund's reporting date and the date of the most recent reported net assets of the US investment funds.</p>	<p>Our procedures included, but were not limited to:</p> <ul style="list-style-type: none"> • Obtaining an understanding of the basis of valuation and key processes adopted by management; • Obtaining the most recent audited financial statements of the underlying investment funds (as at 31 December 2022) and reviewing the consistency of the accounting policy adopted for fair values of the investments; • Assessing the independence, competence and objectivity of the auditing firms of the underlying investment funds and reviewing the content of their audit opinions issued; • Where available as at 31 March 2023, obtaining from management the most recent unaudited management financial information of the underlying investment funds and agreeing the quantum of any material fair value movements from the date of the latest audited financial information; and • For investments for which no unaudited management financial information was available at 31 March 2023, with the assistance of our valuation specialists, we performed procedures to determine whether there were any indicators of material fair value movements in those funds from the date of the latest audited financial information. <p>We also assessed the appropriateness of the disclosures in Notes 2(c), 2(l) and Note 10 to the financial statements.</p>

Other Information

The directors are responsible for the other information. The other information comprises the information included in the Fund's annual report for the year ended 31 March 2023 but does not include the financial report and our auditor's report thereon.

Our opinion on the financial report does not cover the other information and we do not express any form of assurance conclusion thereon.

In connection with our audit of the financial report, our responsibility is to read the other information and, in doing so, consider whether the other information is materially inconsistent with the financial report, or our knowledge obtained in the audit, or otherwise appears to be materially misstated. If, based on the work we have performed, we conclude that there is a material misstatement of this other information, we are required to report that fact. We have nothing to report in this regard.

Responsibilities of the Directors for the Financial Report

The directors are responsible for the preparation of the financial report that gives a true and fair view in accordance with Australian Accounting Standards and the *Corporations Act 2001* and for such internal control as the directors determine is necessary to enable the preparation of the financial report that gives a true and fair view and is free from material misstatement, whether due to fraud or error.

In preparing the financial report, the directors are responsible for assessing the ability of the Fund to continue as a going concern, disclosing, as applicable, matters related to going concern and using the going concern basis of accounting unless the directors either intend to liquidate the Fund or to cease operations, or has no realistic alternative but to do so.

Auditor's Responsibilities for the Audit of the Financial Report

Our objectives are to obtain reasonable assurance about whether the financial report is free from material misstatement, whether due to fraud or error, and to issue an auditor's report that includes our opinion. Reasonable assurance is a high level of assurance but is not a guarantee that an audit conducted in accordance with the Australian Auditing Standards will always detect a material misstatement when it exists. Misstatements can arise from fraud or error and are considered material if, individually or in the aggregate, they could reasonably be expected to influence the economic decisions of users taken on the basis of this financial report.

As part of an audit in accordance with the Australian Auditing Standards, we exercise professional judgement and maintain professional scepticism throughout the audit. We also:

- Identify and assess the risks of material misstatement of the financial report, whether due to fraud or error, design and perform audit procedures responsive to those risks, and obtain audit evidence that is sufficient and appropriate to provide a basis for our opinion. The risk of not detecting a material misstatement resulting from fraud is higher than for one resulting from error, as fraud may involve collusion, forgery, intentional omissions, misrepresentations, or the override of internal control.
- Obtain an understanding of internal control relevant to the audit in order to design audit procedures that are appropriate in the circumstances, but not for the purpose of expressing an opinion on the effectiveness of the Fund's internal control.
- Evaluate the appropriateness of accounting policies used and the reasonableness of accounting estimates and related disclosures made by the directors.
- Conclude on the appropriateness of the directors' use of the going concern basis of accounting and, based on the audit evidence obtained, whether a material uncertainty exists related to events or conditions that may cast significant doubt on the Fund's ability to continue as a going concern. If we conclude that a material uncertainty exists, we are required to draw attention in our auditor's report to the related disclosures in the financial report or, if such disclosures are inadequate, to modify our opinion. Our conclusions are based on the audit evidence obtained up to the date of our auditor's report. However, future events or conditions may cause the Fund to cease to continue as a going concern.
- Evaluate the overall presentation, structure and content of the financial report, including the disclosures, and whether the financial report represents the underlying transactions and events in a manner that achieves fair presentation.

We communicate with the directors regarding, among other matters, the planned scope and timing of the audit and significant audit findings, including any significant deficiencies in internal control that we identify during our audit.

We also provide the directors with a statement that we have complied with relevant ethical requirements regarding independence, and to communicate with them all relationships and other matters that may reasonably be thought to bear on our independence, and where applicable, actions taken to eliminate threats or safeguards applied.

From the matters communicated with the directors, we determine those matters that were of most significance in the audit of the financial report of the current period and are therefore the key audit matters. We describe these matters in our auditor's report unless law or regulation precludes public disclosure about the matter or when, in extremely rare circumstances, we determine that a matter should not be communicated in our report because the adverse consequences of doing so would reasonably be expected to outweigh the public interest benefits of such communication.


DELOITTE TOUCHE TOHMATSU



Carlo Pasqualini
Partner
Chartered Accountants
Sydney, 31 May 2023

CD Private Equity Fund I
Unitholder information
30 April 2023

Distribution of unitholders

36,551,180 fully paid ordinary units on issue are held by 938 unitholders.

Category (size of holding)	Number of unitholders	%
1 to 1,000	67	0.08
1,001 to 5,000	138	1.16
5,001 to 10,000	198	4.28
10,001 to 100,000	507	36.06
100,001 and over	28	58.42
	938	100
Holding less than a marketable parcel	46	

Top 20 largest holders of units

	Number of units held	Percentage of Total (%)
BNP Paribas Nominees Pty Ltd Hub24 Custodial Serv Ltd <DRP A/C>	9,735,100	26.63
J P Morgan Nominees Australia Pty Limited	5,327,120	14.57
Mr Orange Pty Limited <Mr White Pension Fund A/C>	1,049,294	2.87
Finance Associates Pty Ltd <Finance Associates Sf A/C>	441,000	1.21
Perpetual Corporate Trust Ltd <Affluence Lic Fund>	383,287	1.05
K Dixon Pty Ltd <Kate Dixon Pension Fund A/C>	352,960	0.97
Citicorp Nominees Pty Limited	339,067	0.93
Mr Richard Philip Wilkins	330,000	0.90
Ms Snezana Bowden	300,000	0.82
A B Dixon Pty Ltd <A B Dixon Family A/C>	272,040	0.74
M & S Bowden Superannuation Pty Ltd <M & S Bowden Super Fund A/C>	270,525	0.74
KATDAR Pty Ltd <Dixon Comply Pen Fund A/C>	250,000	0.68
CSMB Group Pty Ltd <C M Brown Family A/C>	221,607	0.61
Perpetual Corporate Trust Ltd <AIF>	217,145	0.59
Rosebank Staff Super Fund Pty Ltd <Rosebank Staff S/Fund A/C>	190,625	0.52
Benjamin Hornigold Ltd	164,409	0.45
Aldack Pty Ltd <Dixon Family S/F A/C>	162,500	0.44
Gruen Superannuation Pty Ltd <Gruen Superannuation Fnd A/C>	138,124	0.38
Mr David James Ingles <D J Ingles Super Fund A/C>	130,165	0.36
Dowjen Pty Limited <Dowjen Super Fund A/C>	128,125	0.35
EE Shaw Super Pty Ltd <E & E Shaw SF A/C>	<u>128,125</u>	<u>0.35</u>
Total	<u>20,531,218</u>	<u>56.16</u>

CD Private Equity Fund I
Unitholder information
30 April 2023

Substantial unitholders

The following holders are registered by the Fund as a substantial holder, having declared a relevant interest, in accordance with the Corporations Act, in the Units below:

Name	Units	% of Units
Investment Administration Services Pty Ltd (IAS) *^	3,128,846 Units	8.02%

*Note: Investment Administration Services Pty Ltd's unit holdings are held by JP Morgan as nominee for IAS Managed Discretionary Account clients.

^Date of last substantial holder notice lodged on 16 September 2021

Voting rights

Each ordinary unit is entitled to one vote when a poll is called, otherwise each unitholder present at a meeting or by proxy has one vote on a show of hands.

Restricted securities

There are no restricted securities issued by the Fund.

Transactions

There were no transactions in securities during the reporting period.

Limited Partnership Agreement

US Select Private Opportunities Fund GP, LLC (**Investment Manager**), Cordish Private Ventures and the Responsible Entity of CD Private Equity Fund I (**Fund**), have established an exempted limited partnership, US Select Private Opportunities Fund, L.P. (**LP**), in the Cayman Islands for the purposes of acquiring, directly or indirectly, and dealing with, interests in private investment funds and interests in privately held companies.

Under the terms of the agreement, the Fund, as a limited partner, has agreed to make capital contributions towards the acquisition of investments, as directed by the Investment Manager, up to a maximum contribution amount. The limited partners are permitted to satisfy all, or any, of their outstanding capital commitment by making an in-kind contribution of a portfolio investment with the written consent of the other partners. The in-kind contribution will be credited to the account of the contributing partner in an amount equal to the fair market value of the contributions as at the date of the contribution. The Fund will make all further capital contributions until such time as the capital contributions of both parties equate to the relevant pro rata proportion required.

Under the LP Agreement, it is an event of default to fail to make a capital contribution when due and different consequences may result from an event of default, including (among others) interest being payable on overdue amounts, loss of voting rights or, at the discretion of the Investment Manager, forfeiture of distributions and a 50% reduction in the defaulting partner's capital account (with such amounts to be distributed to the remaining partners in their pro rata proportions).

The Investment Manager must ensure that distributions are made on an annual basis (or more frequently, if so determined by the Investment Manager) in connection with a disposal, interest or other income realised from an investment or income from temporary investments.

In consideration for managing the LP and its investments, the Investment Manager is entitled to an investment management fee of an amount equal to 2% of the aggregate capital commitments made by the partners to the LP which will be payable quarterly in advance for a period of 10 years. This fee arrangement ceased in June 2022 following the expiry of the 10-year period.

Cordish Private Ventures and the Fund are prohibited from withdrawing from the LP or otherwise disposing of their interest in the LP in any circumstances without the consent of the Investment Manager. The Investment Manager in turn must obtain the consent of the other limited partner prior to effecting such disposal or transfer. The Investment Manager may not withdraw from the LP, resign as general partner or otherwise dispose of its interest in the LP in any circumstances without the consent of the limited partners.

The LP will be dissolved upon the occurrence of certain termination events, which include (among others), the last business day of the fiscal year in which all investments have been disposed of or where the LP is no longer subject to any funding obligations in respect of investments or management fees. The Investment Manager may terminate or wind up the LP with the consent of all limited partners. As a limited partner, the Responsible Entity does not have the ability to amend the LP Agreement in a material respect, or require early termination or wind up of the LP without the consent of all other partners.

CD Private Equity Fund I
Corporate directory
31 March 2023

The Fund's units are quoted on the official list of Australian Securities Exchange (**ASX**).
The ASX code is **CD1**.

CD Private Equity Fund I

(ARSN 158 625 284)
Registered & Principal Office
Level 32, 1 O'Connell Street
SYDNEY NSW 2000
T 1300 454 801
F 1300 883 159
E info@cdfunds.com.au
cdfunds.com.au

Responsible Entity

E&P Investments Limited
(ACN 152 367 649)
(AFSL 410 433)
Level 32, 1 O'Connell Street
SYDNEY NSW 2000
T 1300 454 801
F 1300 883 159
E info.funds@eap.com.au
eap.com.au

Directors

Stuart Nisbett
Peter Shear
Warwick Keneally

Secretary

Caroline Purtell

Auditor

Deloitte Touche Tohmatsu
Quay Quarter Tower
Level 46, 50 Bridge Street
SYDNEY NSW 2000
T +61 2 9322 7000
F +61 2 9322 7001
deloitte.com.au

Unit Register

Boardroom Pty Limited
Level 8, 210 George Street
SYDNEY NSW 2000
T 1300 737 760 (Australia)
T +61 2 9290 9600 (International)
F 1300 653 459
boardroomlimited.com.au

