


W | A | M Research

ASX: WAX

The most compelling undervalued growth opportunities in the Australian market.





	NTA (cum-dividend)	NTA (ex-dividend)	Dividend paid
October 2024	112.18c	107.18c	5.0c
September 2024	111.45c		

Net Tangible Assets (NTA) per share before tax

The October NTA (ex-dividend) is **after** the final dividend of 5.0 cents per share, partially franked at 60%, that was paid on 25 October 2024. The shares traded ex-dividend on 11 October 2024.

The net current and deferred tax asset/(liability) position of the Company for October 2024 is 1.37 cents per share. This includes 5.43 cents per share of income tax losses available to the Company in future periods.

Dividend highlights

<div>10.0c</div> <div>Full year dividend, 60% franked (per share)</div>	<div>154.0c</div> <div>Dividends paid since inception (per share)</div>	<div>217.4c</div> <div>Dividends paid since inception, when including the value of franking credits (per share)</div>
<div>9.0%</div> <div>Dividend yield*</div>	<div>11.3%</div> <div>Grossed-up dividend yield*</div>	<div>45.6c</div> <div>Profits reserve (per share)</div>

<div>Assets</div> <div>\$229.8m</div>	<div>Investment portfolio performance[^] (pa since change in investment strategy July 2010)</div> <div>15.3%</div> <div>S&P/ASX All Ordinaries Accumulation Index: 9.1%</div>	<div>Month-end share price (at 31 October 2024)</div> <div>\$1.115</div>
---------------------------------------	--	--

^{*}Based on the 31 October 2024 share price and the FY24 full year dividend of 10.0 cents per share, partially franked at 60%. Grossed-up dividend yield includes the benefits of franking credits and is based on a tax rate of 30%.

[^]Investment portfolio performance is before expenses, fees and taxes to compare to the relevant index which is also before expenses, fees and taxes.

Our latest 'Talking Stocks' episode with the small to mid-cap team

Oscar Oberg in The Australian on Myer

The WAM Research (ASX: WAX) investment portfolio increased during the month, outperforming the S&P/ASX All Ordinaries Accumulation Index. Asset manager HMC Capital (ASX: HMC) and department store Myer Holdings (ASX: MYR) were contributors to the investment portfolio outperformance.



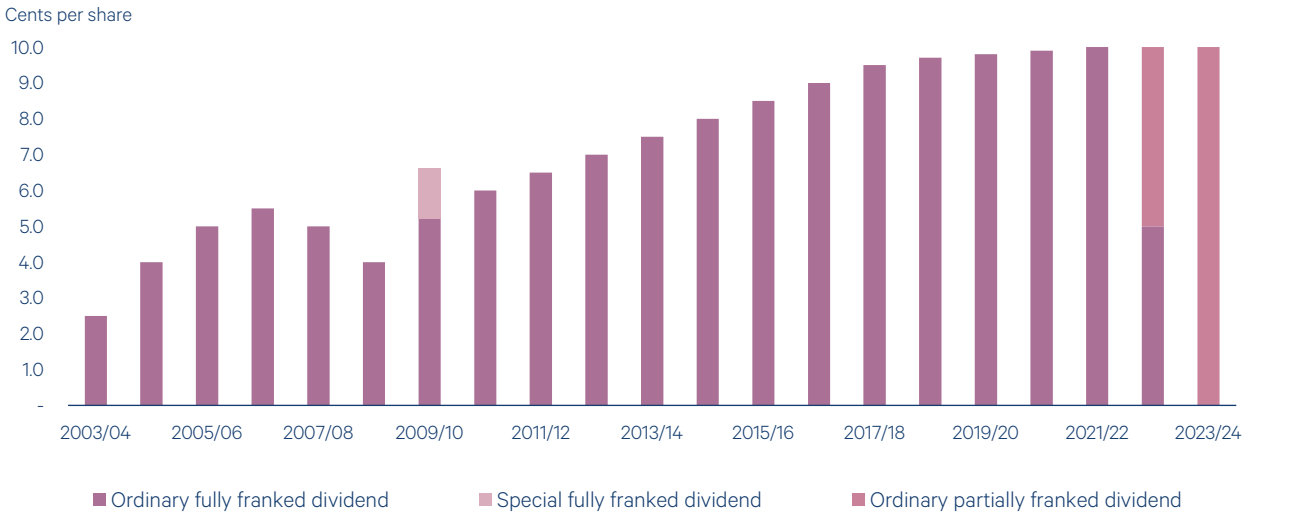
ASX-listed alternative asset manager HMC Capital completed a \$300 million institutional capital raise to invest in the \$1.9 billion purchase of Sydney data centre owner Global Switch Australia. The data centre will be a seed asset for its new Global DigiCo Platform. There is currently strong demand from investors seeking exposure to high quality digital infrastructure assets and as a result, the placement was oversubscribed. Global Switch has significant growth opportunities with a large-scale development pipeline to expand its existing IT capacity. We believe this acquisition provides solid exposure to the burgeoning data centre market. HMC Capital's management team is also looking at further data centre opportunities in the US and we expect these acquisitions, along with Global Switch, to drive earnings and valuation growth over the coming years.



Myer Holdings announced its \$864 million plan to purchase Premier Investments (ASX: PMV) apparel business in October which will add 719 stores to Myer's 56 department stores. It will also add a portfolio of labels that range from Just Jeans, Portmans and Dotti which cater for younger girls to Jacqui E which caters for older women. We believe that Myer Holdings' new Executive Chair Olivia Wirth's growth strategy is a great outcome for both Myer Holdings and Premier Investments shareholders. For Myer and the apparel brands, we see conservative synergies of \$30 million and a growth strategy led by its customer loyalty program Myer One, with the merger being done in a very tough environment for retail. For Premier Investments, the market can now finally see the quality of the Smiggle and Peter Alexander businesses and the offshore growth strategy which can drive a higher valuation over time.

Dividends since inception

The Board declared a final dividend of 5.0 cents per share, partially franked at 60%, paid on 25 October 2024. The Company's ability to continue paying franked dividends at the current level is dependent on generating additional profits reserves, through positive investment portfolio performance in FY2025, and franking credits. The ability to generate additional franking credits is reliant on the receipt of franked dividends from investee companies and the payment of tax on realised profits.



Our proven investment process

Research Driven Process

Diligent and deep research on undervalued growth companies that focuses on:

- Free cash flow
- Return on equity
- Meeting management
- The quality of a company

Catalyst

A major event that alters the market's perception of a company or its earnings momentum which will lead to a rerating of the investee company's share price.

Portfolio composition by market capitalisation

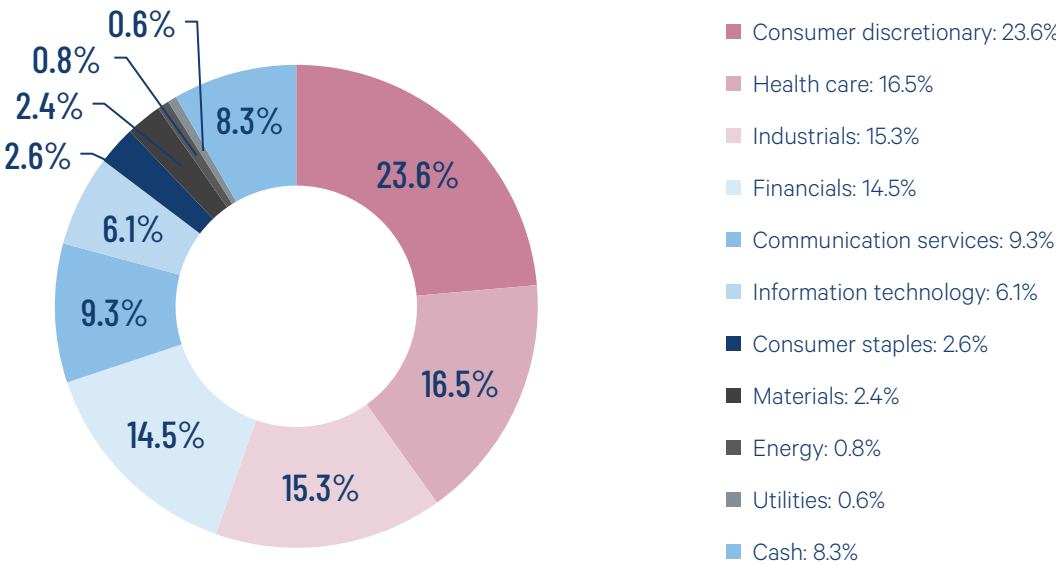
As at 31 October 2024	WAM Research^	S&P/ASX All Ordinaries Index	S&P/ASX Small Ordinaries Index
ASX Top 20	0.0%	56.1%	0.0%
ASX 21-50	2.5%	15.7%	0.0%
ASX 51-100	3.1%	13.0%	0.0%
ASX 101-300	56.7%	12.3%	100.0%
Ex ASX 300	29.4%	2.9%	0.0%

^The investment portfolio held 8.3% in cash.

Top 20 holdings
(in alphabetical order)

Code	Company Name
ACL	Australian Clinical Labs
BGA	Bega Cheese
CAJ	Capitol Health
GDG	Generation Development Group
GEM	G8 Education
GTK	Gentrack Group
HMC	HMC Capital
JDO	Judo Capital Holdings
LOV	Lovisa Holdings
MGH	Maas Group Holdings
MYR	Myer Holdings
REG	Regis Healthcare
SEK	SEEK
SGF	SG Fleet Group
SIG	Sigma Healthcare
SNL	Supply Network
SSM	Service Stream
SUM NZ	Summerset Group Holdings
TPW	Temple & Webster Group
TUA	Tuas

Diversified investment portfolio by sector



About the Investment Manager



Wilson Asset Management has a track record of making a difference for shareholders and the community for over 25 years.

As the investment manager for eight leading listed investment companies (LICs), Wilson Asset Management has a diversified offering of Australian and global listed equities and alternative assets.

Wilson Asset Management created and is the lead supporter of the first LICs to deliver both investment and social returns: Future Generation Australia (ASX: FGX) and Future Generation Global (ASX: FGG).

>\$5 billion	in funds under management
130,000	retail investors
>200 years	combined investment experience
10	investment products

Listed Investment Companies

- W | A | M Capital
- W | A | M Leaders
- W | A | M Global
- W | A | M Microcap
- W | A | M Alternative Assets
- W | A | M Strategic Value
- W | A | M Research
- W | A | M Active

Key contacts

Geoff Wilson AO Chairman & Chief Investment Officer X (Twitter) @GeoffWilsonWAM (02) 9247 6755	Jesse Hamilton Chief Financial Officer 0401 944 807
Kate Thorley Chief Executive Officer 0405 115 644	Camilla Cox Corporate Affairs Manager 0407 407 062
For more information visit: wilsonassetmanagement.com.au	



Stay informed

Please subscribe to our [newsletter](#) and follow us on our social channels [X](#), [LinkedIn](#) and [Facebook](#) for real-time insights and market updates from our investment experts, along with the latest news, results and events.

Zenith Disclaimer: The Zenith Investment Partners (ABN 27 103 132 672, AFS Licence 226872) ("Zenith") rating (ASX: WAX assigned June 2024) referred to in this piece is limited to "General Advice" (s766B Corporations Act 2001) for Wholesale clients only. This advice has been prepared without taking into account the objectives, financial situation or needs of any individual, including target markets of financial products, where applicable, and is subject to change at any time without prior notice. It is not a specific recommendation to purchase, sell or hold the relevant product(s). Investors should seek independent financial advice before making an investment decision and should consider the appropriateness of this advice in light of their own objectives, financial situation and needs. Investors should obtain a copy of and consider the PDS or offer document before making any decision and refer to the full Zenith Product Assessment available on the Zenith website. Past performance is not an indication of future performance. Zenith usually charges the product issuer, fund manager or related party to conduct Product Assessments. Full details regarding Zenith's methodology, ratings definitions and regulatory compliance are available on our Product Assessments and at [Fund Research Regulatory Guidelines](#).

Independent Investment Research (IIR) Disclaimer: The rating ascribed by IIR is provided under the Annual LIC Research Participation Scheme whereby the LIC Manager provides information and IIR rating is monitored on a monthly basis to ensure its currency. The manager is a participant and as such this rating is current. Please note an ascribed rating does not constitute advice in any form. We recommend to any reader that no investment decisions are made on this fund without seeking advice from your Wealth Manager.