

ASX Release
14 November 2016

Investor Update

Stargroup Limited (**Stargroup**) (**ASX : STL**) is pleased to provide a copy of the investor presentation by its CEO and Executive Chairman, Todd Zani, to be presented to investors and shareholders in Zurich, Frankfurt and London this week.

FURTHER INFORMATION

For further information, please contact:

Todd Zani
CEO and Executive Chairman
Stargroup Limited
Tel: +61 (08) 9200 5834
E: todd@starpaymentsystems.com.au

Media
Matt Birney
Director – Cannings Purple
Tel: +61 419 217 090
E: mbirney@canningspurple.com.au



About Stargroup

Financial technology company Stargroup Limited is the only ASX listed company deploying ATM machines in Australia and importantly, the only listed ATM company having a direct ownership interest in the manufacturer of its ATM technologies, namely NeolCP, a south Korean private company.

Stargroup Limited became the exclusive distributor of the cashPod ATM range including the recycler ATM, back office and payment technologies in Australia for the next 5 years on 7 August 2015.

Stargroup Limited, via its wholly owned subsidiaries, StarPOS and StarApps, is also an EFTPOS and payWave technologies provider and developer of the source code in its terminals via its 5 year distribution agreement with West International AB, a Swedish NASDAQ listed company, to distribute next generation EFTPOS payment terminals and solutions in Australian and New Zealand.

Important Note

This announcement contains "forward looking statements" that are based on the Board's beliefs, assumptions and expectations and on information currently available to management. That information includes information provided to the Company by the management of NeolCP Korea Inc., which has not been independently verified. All statements that address operating performance, events or developments that the Company expects or anticipates will occur in the future are forward-looking statements, including without limitation the Company's expectations with respect to potential revenues, costs, profitability and financial performance. The Board believes that the forward-looking statements are reasonable as and when made.





STARGROUP LIMITED ASX:STL

Investor Update

NOVEMBER 2016



Disclaimer

This document does not, and does not purport to, address any or all issues which are or may be material or of interest to the Recipient in connection with its own due diligence review of the Company, the Business or otherwise. The Recipient may not, and by receiving this document the Recipient acknowledges that it is not entitled to and agrees not to, rely on any part of this document (whether as to a matter of fact, forecast, opinion or belief) for any purpose whatsoever.

Certain statements in this document relate to the future. These forward looking statements involve known and unknown risks, uncertainties, assumptions and other important factors that could cause the actual results, performance or achievements of the Company and the Business to be materially different from future results, performance or achievements expressed or implied by such statements. Such forward looking statements are based on numerous assumptions regarding present and future business strategies and the environment in which the Company will operate in in the future. No representation, assurance or guarantee

is given that the occurrence of the events expressed or implied in any forward looking statements in this document will actually occur. The forward looking statements in this document reflect views held only at the date of this document.

Past performance information given in this document is given for illustrative purposes only and should not be relied upon as (and is not) an indication of future performance. By accepting this document, the Recipient agrees that it will make and rely solely upon its own due diligence investigations and enquiries and will not in any way rely upon any of the information in this document or use this document for any purpose other than as information to assist the Recipient and its advisers to undertake its own due diligence investigations and enquiries.

None of the statements, opinions, projections, forecasts or other forward-looking information contained in this document have been independently verified and no commitment, representation, or warranty, express or implied, is made in

relation to their accuracy, reasonableness or completeness. Furthermore, where statements in this document are taken from or attributed to sources created by third parties, the Recipient should have regard to those sources and rely on its own enquiries.

Stargroup has prepared this document based on information available to it at the time of preparation and subject to the qualifications in this document. To the maximum extent permitted by law, neither the Company nor any of its respective related bodies corporate or other affiliates, directors, officers, employees, representatives, agents, advisors or their respective advisors' affiliates or partners, directors, officers, employees or contractors (each a Limited Party and together the Limited Parties) takes any responsibility for the contents of this document or any action taken by the Recipient or any other person on the basis of the information contained in this document. The Limited Parties disclaim any obligation or undertaking to disseminate after the date of this document any updates or revisions to any forward looking statements to reflect any change in

expectations in relation to those statements or any change in events, conditions or circumstances on which any statement is based. To the maximum extent permitted by law any and all liability in respect of this document and the information contained within it is expressly excluded including without limitation any direct, indirect or consequential liability, expenses, damages or costs incurred by the Recipient or any other person as a result of their receipt or use of this document or arising from the information in this document being inaccurate or incomplete in any way for any reason, whether by negligence or otherwise. No Limited Party makes any representation or warranty, express or implied, as to the currency, accuracy, completeness, reliability, fairness or correctness of the information contained in this document or about Stargroup generally or any opportunity to invest in Stargroup in the future.

Corporate overview

MAJOR SHAREHOLDERS	% OWNERSHIP
DIRECTORS, MANAGEMENT, RELATED PARTIES	16.49%
TOP 20	65.87%
OGNENIS GROUP	18.94%
ZANI GROUP	15.18%
NEOICP KOREA INC	5.30%

CORPORATE SNAPSHOT	
ASX CODE	STL/STLO
CASH AND EQUIVALENTS	\$1.1MIL
MARKET CAP (\$0.035/SHARE)	\$20.80MIL
52 WEEK HIGH (\$/SHARE / \$/OPTION)	0.046 / 0.015
52 WEEK LOW (\$/SHARE / \$/OPTION)	0.030 / 0.006
SHARES/OPTIONS ON ISSUE	594MIL/48MIL

Board of directors



TODD ZANI
CEO & EXECUTIVE CHAIRMAN

Mr Zani was the founder of Ezeatm in early 2000 and subsequently vended that business into Ezeatm Limited in 2011, which became the largest ASX-listed ATM deployer with a market capitalisation of \$34.45 million.

He is a Chartered Accountant with over 25 years' experience and is a director of Ezetax Pty Ltd, a chartered accounting firm he founded in 1999. Mr Zani was the CEO and CFO of Ezeatm from 2006 to 2013.



EVAN MCGREGOR
NON-EXECUTIVE DIRECTOR

Mr McGregor has a wide range of business development skills as a result of many years' involvement with listed companies such as Asia Infrastructure, Entertainment World, Zeolite Australia, Media Entertainment Group and London Securities

He has served as a Chairman, Chief Executive Officer and Non-Executive Director of several large organisations and his experience includes strategic analysis, negotiations on complex commercial matters and corporate and financial management.



JONG HO (JAY) KIM
NON-EXECUTIVE DIRECTOR

Mr Kim is CEO and President of Design Studio Inc. and an Adjunct Professor at Hanyang University in Korea. He has been educated in the US in Urban Design and held a prior non-executive role with LG. Mr Kim is also a respected executive with extensive networks in the casino gaming industry across Macau, Hong Kong and Japan.

Mr Kim brings valued business and advisory experience to assist in securing casino cash handling business in Asia.

Key Investment Highlights

- Proven monetization model and profitable business
- Highly experienced Board and Management Team with over 75 years experience and track record of building large scale operations
- Recurring revenue from long term contracts in both ATM and EFTPOS divisions
- Gross revenue FY 2016 of \$3.6mil, increased by 519%. Estimated revenue for FY 2017 of >10mil, a >200% increase
- Maiden dividend Payment anticipated to be paid in June 2017
- Attractive entry point. Undervalued compared to market peers and net assets are > market value.
- Further EPS accretive acquisitions under contract
- In complete control of the ATM cash cycle from switching, processing, deployment, manufacture and cash replenishment
- Significant catalysts to be delivered in 2017 including major cost savings of >50% since 1 July 2016, launch of new EFTPOS technologies in early 2017, the intelligent deposit ATM launched in October 2016 into remote communities, a significant % increase in revenue and EBITDA forecast for FY17 and maiden dividend payment earmarked for June 17

Building a leading financial technology company

THE ONLY VERTICALLY INTEGRATED, AUSTRALIAN AUTOMATIC TELLER MACHINE ("ATM")
DEPLOYMENT COMPANY ON THE ASX



WHOLESALE DISTRIBUTOR OF
ATMs, RECYCLER ATMs AND BACK
OFFICE TECHNOLOGIES



ATM DEPLOYMENT
COMPANY



EFTPOS AND PAYWAVE
TERMINAL PROVIDER



2016 Annual Report Highlights

A TRULY TRANSFORMATIONAL YEAR FOR STARGROUP LIMITED IN ALL KEY METRICS

789%

Increase in Total Assets

521%

Improvement in
Revenue from
Operations

670%

Improvement in Net
Assets

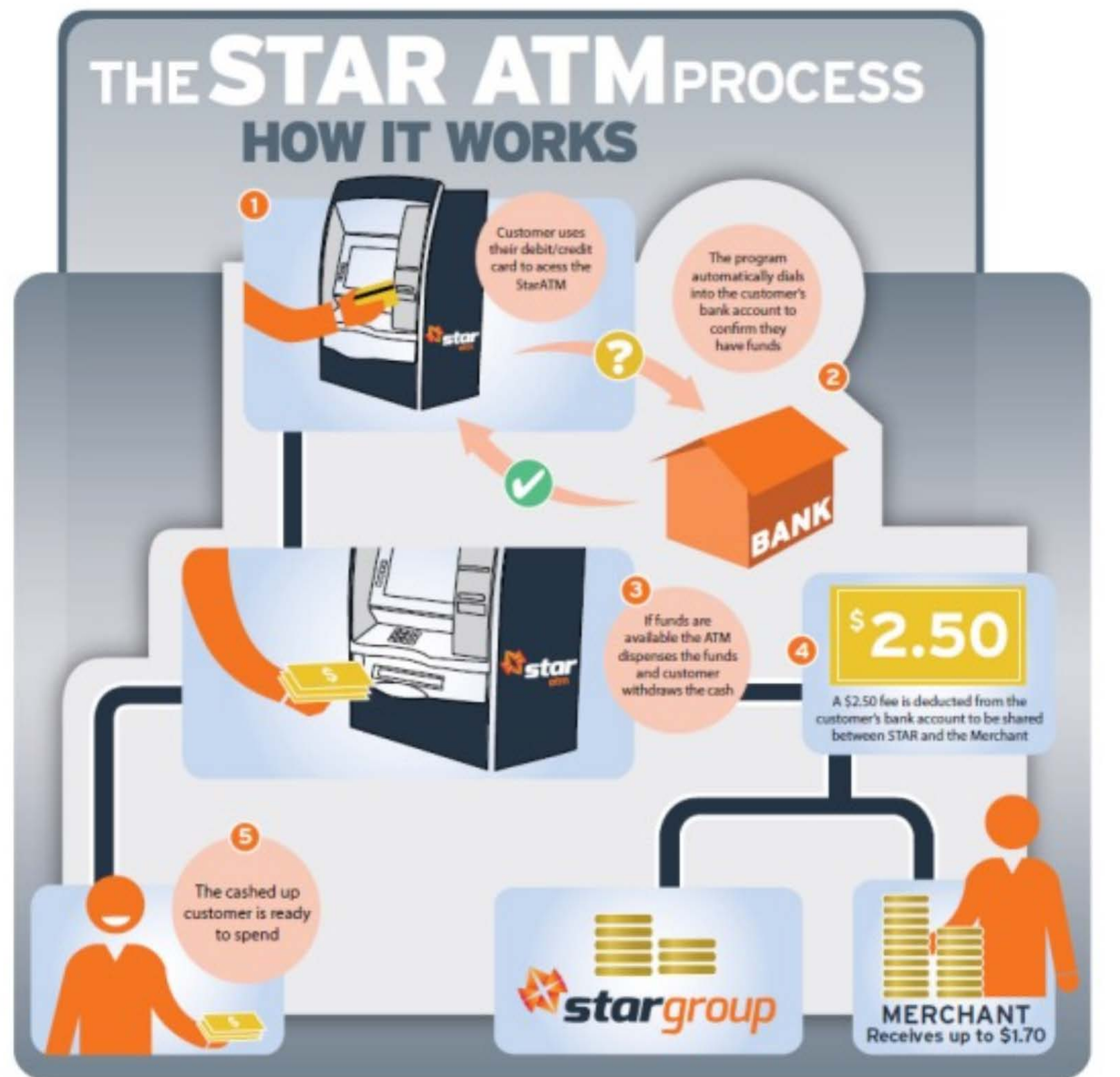
819%

Increase in Cash
and Cash
Equivalents

597%

Improvement in
Gross Profit

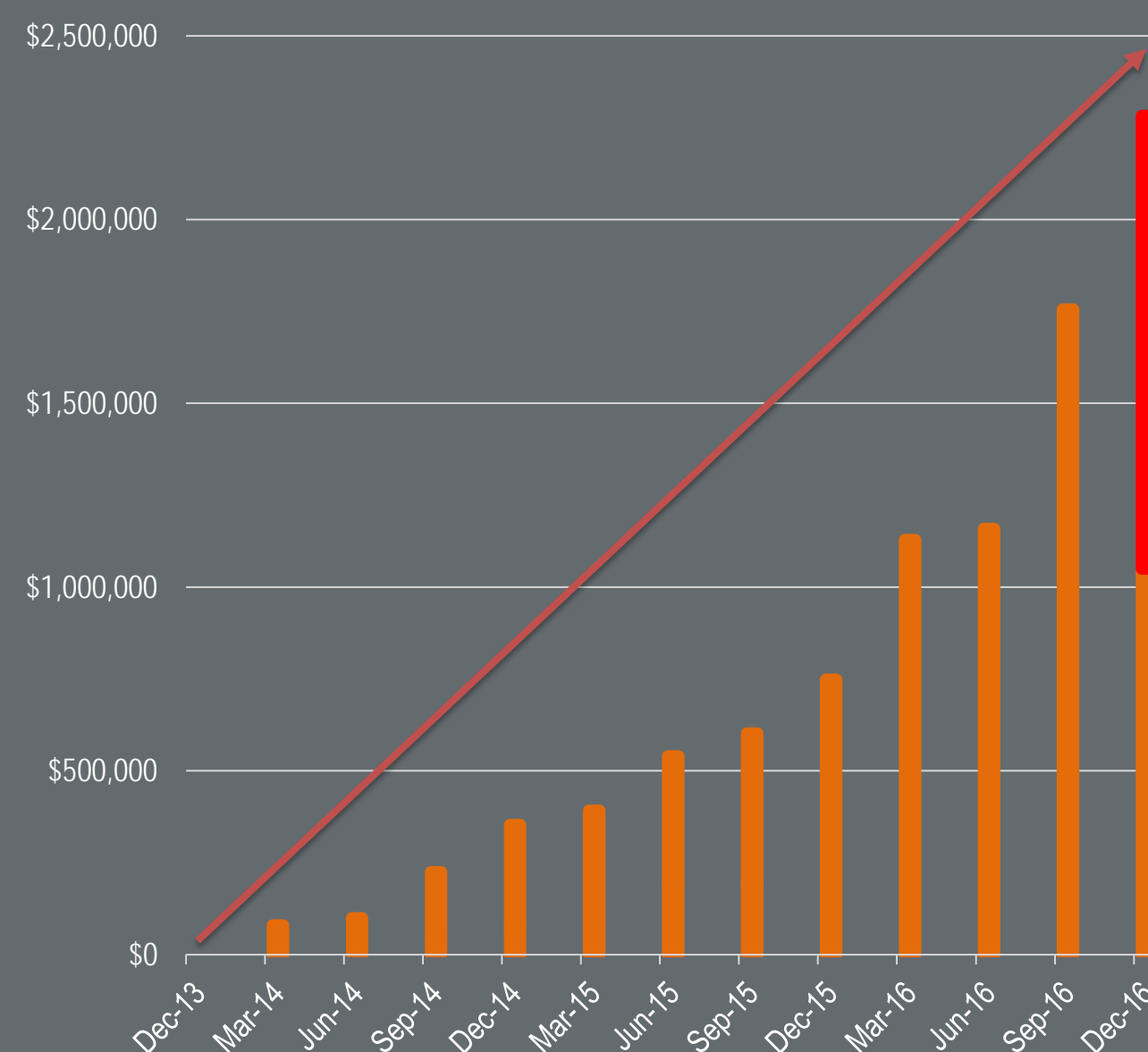
StarATM revenue metrics



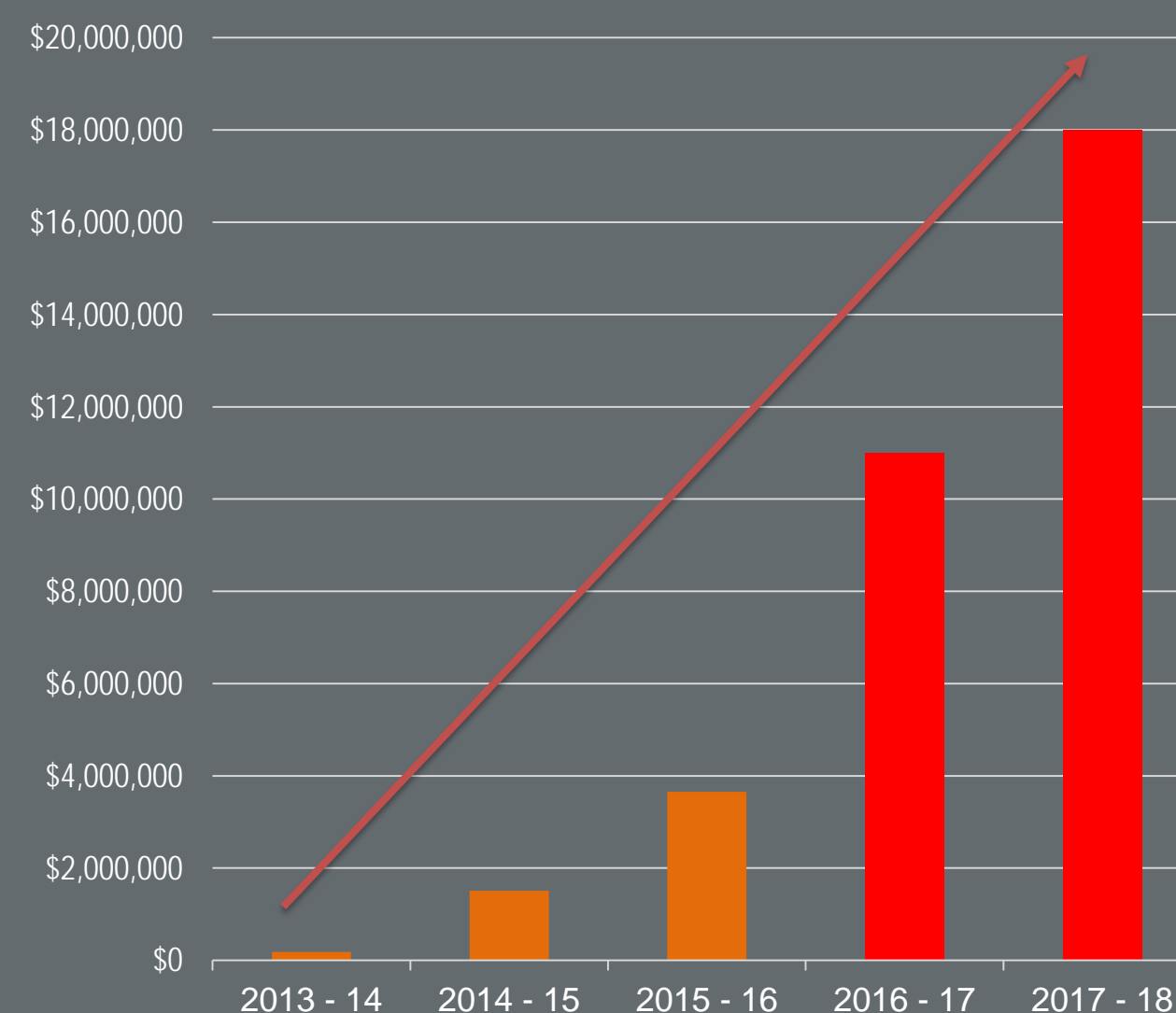
	Lowest Range Example of an ATM	Highest Range Example of an ATM	StarATM's Actual Average Results (Oct 2016)
Direct Charge incurred by the customer to use the ATM	\$1.50	\$3.00	\$2.29
Processing Fee paid to switching Company	\$0.20	\$0.20	\$0.13
Rental/Profit Share paid to Landlord/Merchant/CIT	\$0.80	\$1.50	\$0.99
Gross Profit per transaction	\$1.00	\$1.30	\$1.16
Average Number of Transactions	400	1,000	620
Number of Active ATMs	1	1	368 Active ATMs
Gross Profit per ATM	\$400	\$1,300	\$721.38

Revenue Profile for expanded ATM and payments network

QUARTERLY GROUP REVENUE **ACTUAL** AND **PROJECTED**



ACTUAL REVENUE **FY14, FY15, FY16** AND PROJECTED **FY17, FY18**



"A 521% increase in actual annual revenues in FY16 and a 299% improvement in 2016 YTD revenues compared to the corresponding period in 2015 is a very pleasing performance."

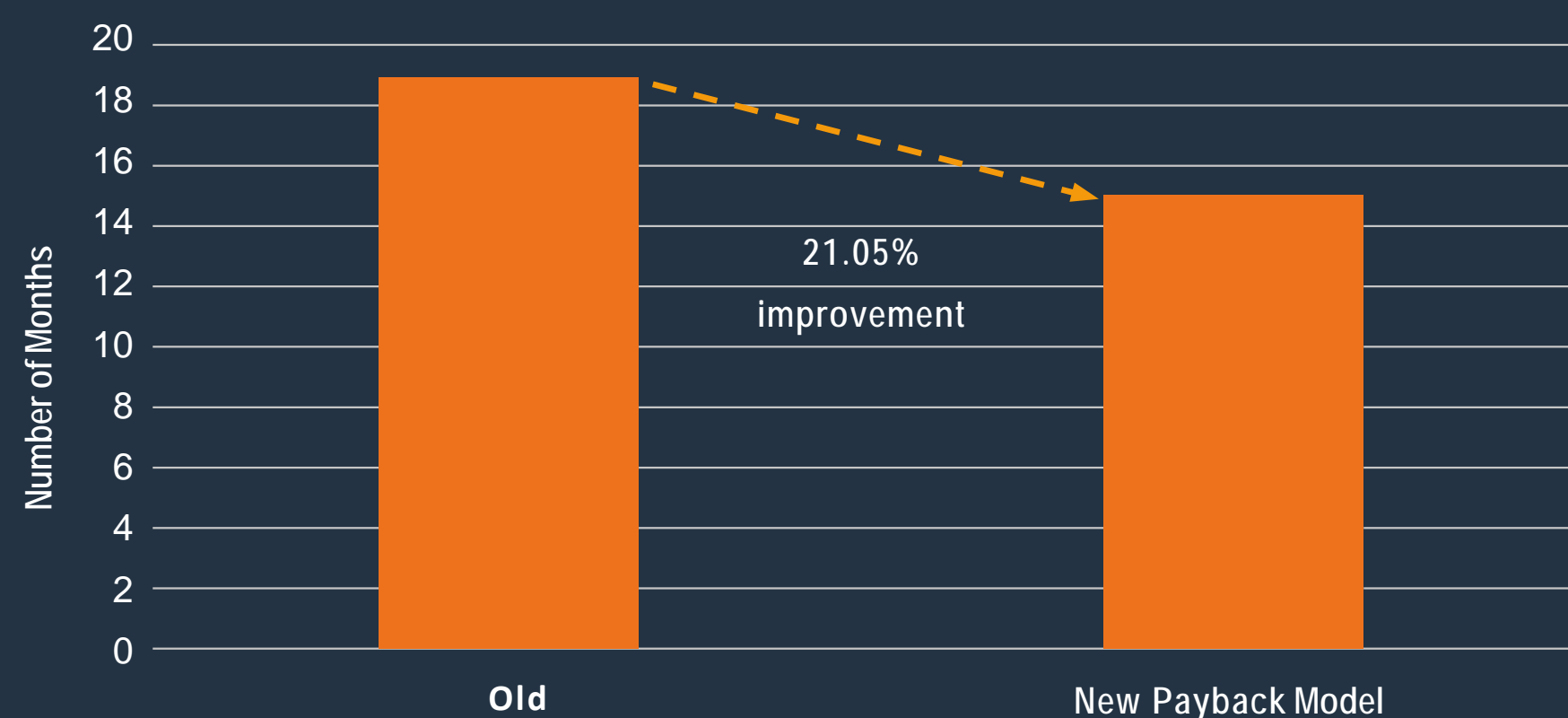
TODD ZANI
CEO & EXECUTIVE CHAIRMAN

- 521% increase in revenue last financial year
- 301% increase projected for 2016/17 financial year
- Further increases expected in 2017/18 financial year

Significantly lowered operating costs and better payback

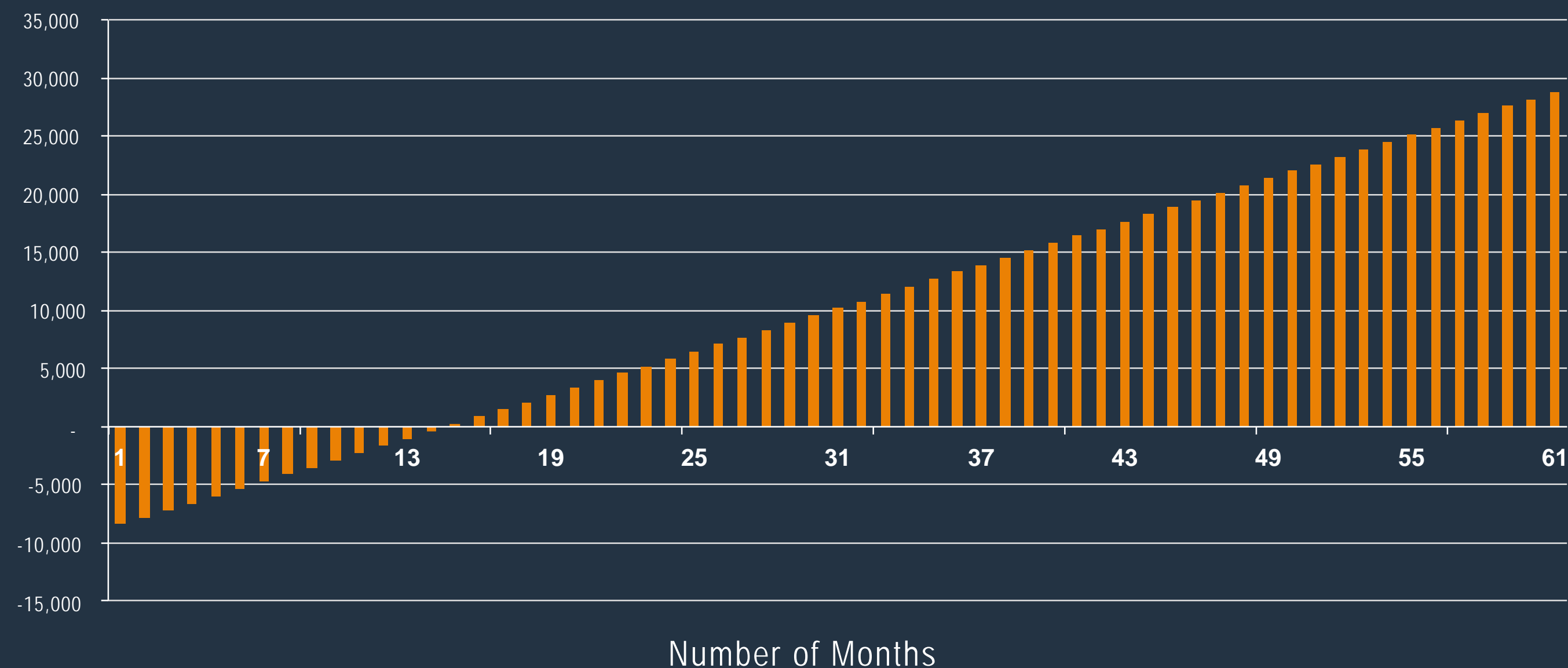
- > Star Payment Systems has reduced major operating costs of its ATM network by 52.90% with the major cost saving commencing on 1 July 2016.
- > The reduction has accelerated the payback on initial investment per ATM by four months to only 15 months (a reduction in payback period of more than 20%) on 5 to 7 year site contracts.
- > Star Payment Systems expects further cost savings in 2017 and 2018 years as part of ongoing negotiations with other key suppliers.
- > Indue Acquisition (completion on 31 Dec 2016) will further lower processing costs and GMY cash convenience agreement to reduce CIT costs by >50% in 2017 and following years.

Star Payments typical return on initial investment per ATM



StarATM typical return on initial investment per ATM

STARGROUP CONTINUES TO OUTPERFORM



- > Typically a 15-month payback on initial capital investment on a 60 month contract based on \$400 GP per machine per month
- > More than 360 ATMs across Australia
- > \$2.50 charge for withdrawal

\$15m cash agreement with >50% reduction in costs



- Star Payment Systems signed a three-year Cash Convenience Agreement with an initial limit of \$15m for its national ATM network
- Star Payments to provide Goldfields Money with its own state-of-the-art Recycler ATMs to service customers in remote locations where major banks have withdrawn services
- Stargroup to partner with Goldfields Money to roll out "Star-labelled" financial products to GMY customers
- Star Payments will save >\$600k in cash costs in FY17 on current cash requirements and >\$1.5mil in future projected cash costs
- Valuable resource to pick up additional revenue from remote communities

ATM industry statistics

THE AUSTRALIAN ATM INDUSTRY IS STILL GROWING AND PROVIDES VALUABLE ECONOMIC BENEFITS TO SOCIETY.

73% of the total number of withdrawals of cash

\$140.8 billion Value of withdrawals from ATMs in 2015

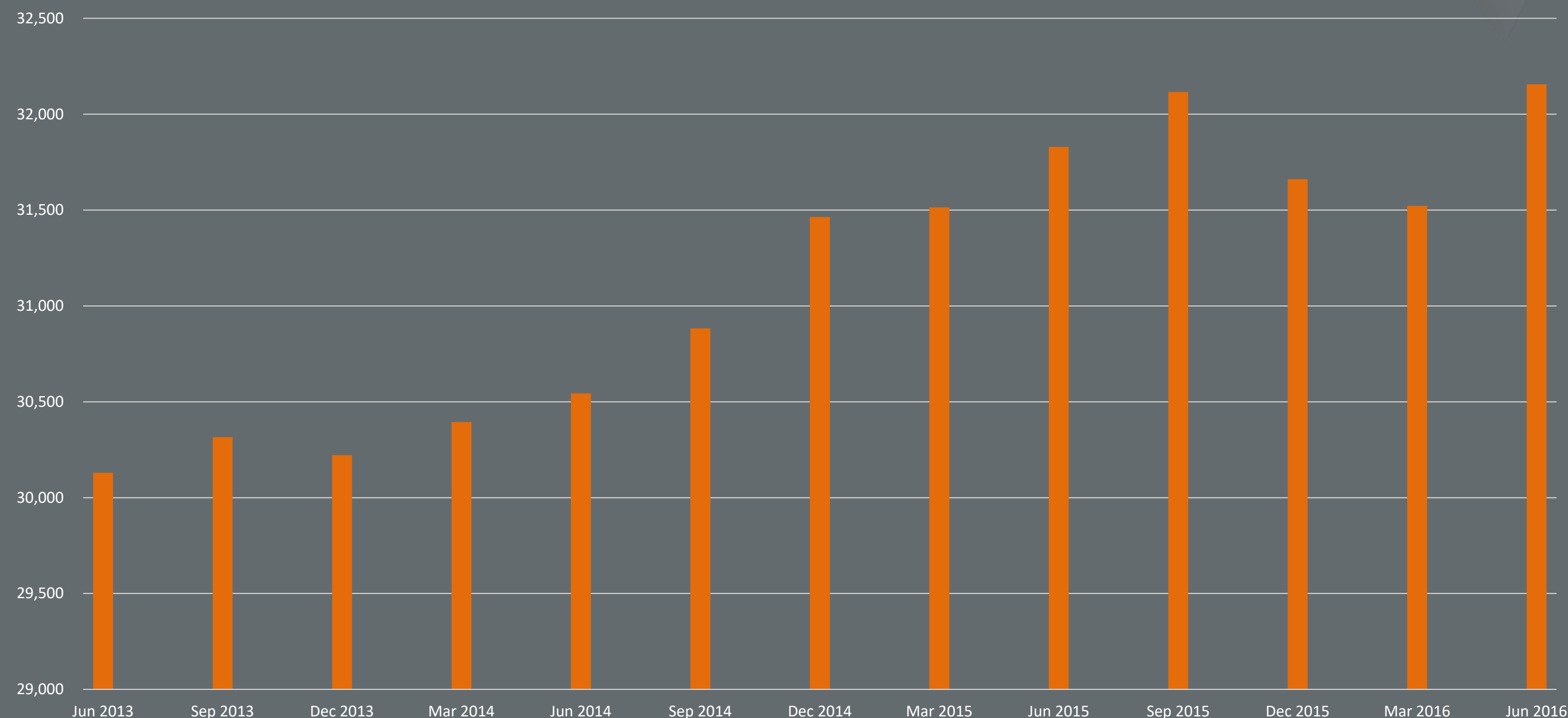
57% of ATMs are owned by Independent Service Operators (ISOs)

700 million Cash withdrawals from ATMs in 2015

32,156 ATMs in Australia as at 30 June 2016

\$2 - \$10 Range of direct charge fees for using ISO ATMs in Australia

Number of ATMs in Australia



"There were over 350 branch closures by the major banks in the last financial year and there has been a major upswing in the % of transactions being performed at IAD ATMs. Our stats are on the rise!"

"In the 16 years that I have been in the game I have seen a 100% reversal in that when I first entered the industry the majors dominated the ATM space. It has now come full circle."

TODD ZANI
CEO & EXECUTIVE CHAIRMAN

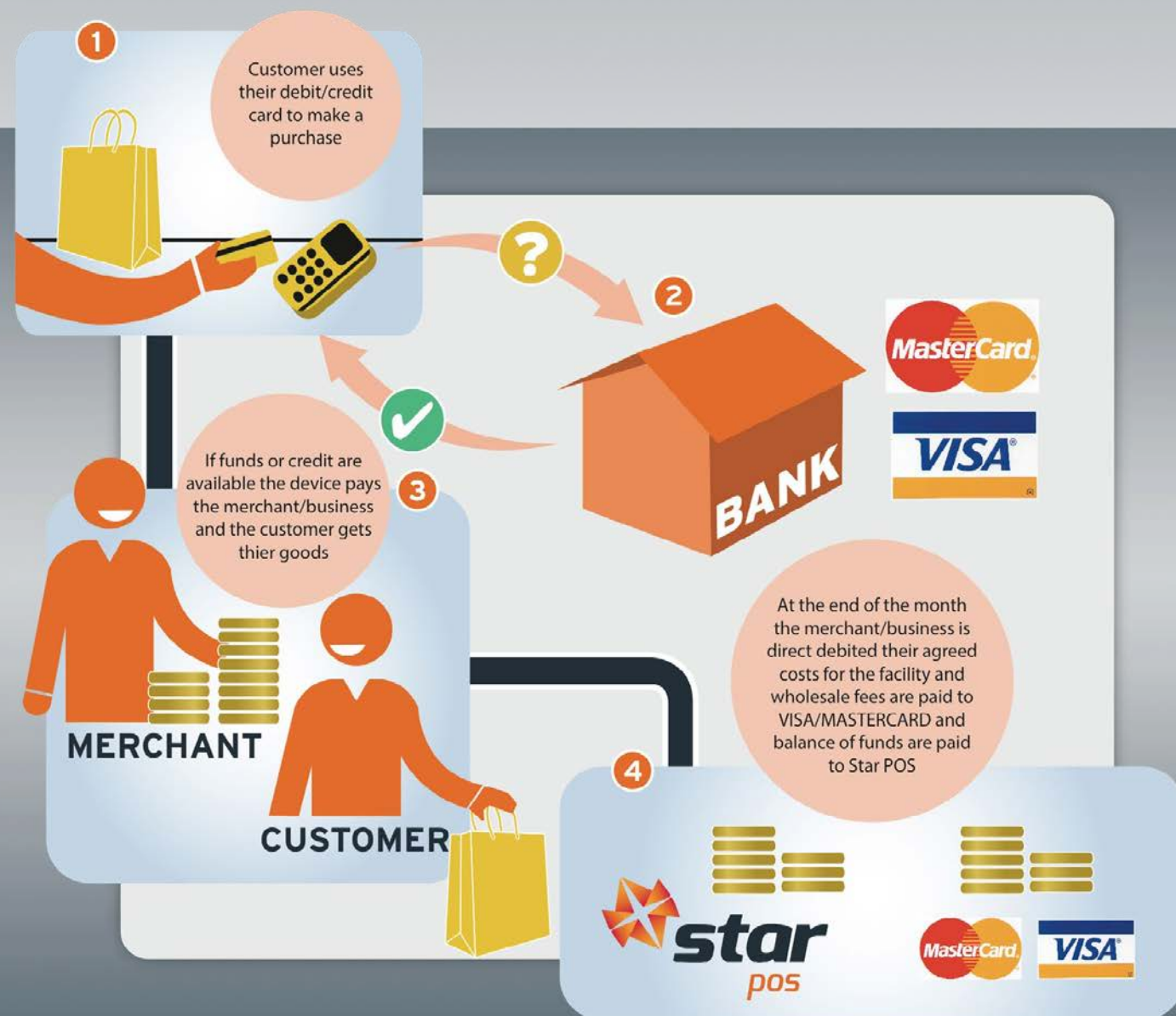
Strategic Acquisition of ATM Processing Business

- Upon completion Stargroup will provide ATM switching to 70 ATM deployers, 1,700 ATMs, 1,350 modems and process 12million transactions a year
- Purchase price of \$6.5m, fully funded by way of debt
- Projected annualised revenue increase of \$4.1m
- Projected annualised EBITDA increase of \$1.7m
- Completion expected on 31 December 2016
- Enhanced overall service offering to Indue customers to include improved 24/7 Help Desk Services, Cash Convenience Facility and improved Telco offering to ATM Deployers
- Significant synergies and further cost savings to Stargroup and additional and diversified income stream in FY17 and beyond



StarPOS revenue rising

THE STAR POS PROCESS HOW IT WORKS



- Fee of 1.00 - 2.50% charged to the business owner for acceptance of VISA and Mastercard based on their card payment metrics
- Fee of \$0.15 - \$0.40 charged for the processing of Debit Card transactions
- Fee of 0.70 - 0.95% charged to StarPOS for the processing of VISA and Mastercard transactions dependent upon type of card used by customer
- Fee of \$0.14 charged to StarPOS for processing of debit card transactions
- Average EFTPOS device in Australia processes approximately \$27,000 per month in VISA and Mastercard transactions (219 transactions) and \$24,000 in debit card transactions (410 transactions)

EFTPOS industry statistics

EFTPOS CONTINUES GROW WITH THE INTRODUCTION OF PAYWAVE, THUS PROVIDING AN OPPORTUNITY FOR STARGROUP TO PROVIDE ITS TECHNOLOGIES TO BUSINESSES.

934,001 EFTPOS terminals at
30 June 2016

\$529.2 billion in purchases through
debit and credit
cards in 2015

13.34% growth in the number
of EFTPOS terminals
in 2015

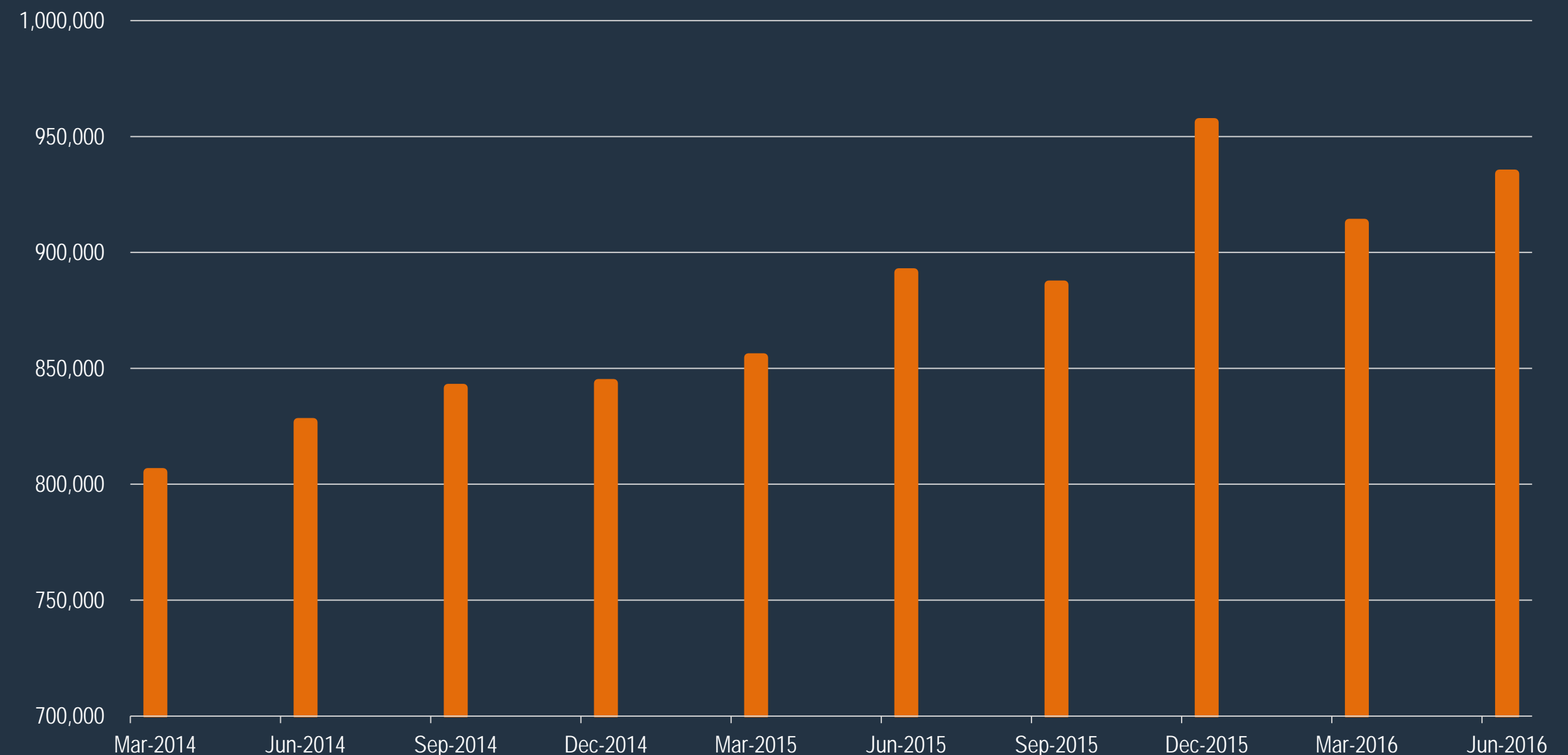
6,357 billion transactions on debit
and credit cards in 2015

9.24% increase in number of
transactions on debit and
credit cards in 2015

EFTPOS/PayWave terminals growing rapidly in Australia

NUMBER OF EFTPOS/PAYWAVE TERMINALS IN AUSTRALIA

- Significant increase in number of terminals since June 2014 attributed to Australia's early adoption of PayWave technologies.
- A large number of current EFTPOS machines in the market are not PayWave ready, creating an opportunity for StarPOS to provide the new technologies to businesses.
- New Technology agreement to further develop API and EDI integrations into the EFTPOS terminal and customse software to merchant needs



Stargroup to distribute next generation payment solutions in Australia and New Zealand

- StarApps signs five-year distribution deal for EFTPOS terminals and software with Swedish NASDAQ listed group West International AB
- StarApps to own and be in control of the source code within the EFTPOS terminals
- Further development of API integration into the EFTPOS terminals in Australia and New Zealand
- Proven software applications with VISA, Mastercard and local EFTPOS schemes in Europe, Asia and South Africa
- Can fast track completion of EFTPOS technology development with major partner with >45,000 business customers to become the largest ISO provider of EFTPOS in Australia
- Typically 6 to 7 Month Payback on 36 month contract
- Certification and deployment of new technologies expected in Q1 2017



NeolCP provides strategic advantage

STARGROUP IS THE ONLY ASX-LISTED COMPANY WITH A DIRECT OWNERSHIP INTEREST IN THE MANUFACTURER OF ITS ATMS

- > Direct ownership interest in NeolCP, manufacturer of ATMs, back office and casino settlement solutions (11.28%)
- > NeolCP at 30 June 2016 had AUD\$17.3mil in net assets
- > NeolCP is a private South Korean company with >80% of the back office market in that country through relationships with the following conglomerate customers:
- > Gross Revenues of \$25.4 million
- > EBITDA of \$2.3mil
- > NPAT of \$1.6mil
- > NeolCP finalised a successful pilot of its unique casino settlement solutions with four Macau casinos and is now distributing this technology throughout Asia.



Peer Comparison

Company Name (Country/Exchange Code)	Revenue EBITDA Market Capitalisation (AUD)	Business model/notes
DC Payments Limited (Canadian Listed TSX : DCI)	\$270 million \$69 million \$520 million	Global ATM business. 21,575 Active ATMs at 30 June 2016. Number 1 IAD ATM Company in Australia with >11,000 ATMs in Australia. Average transactions per ATM, per month of 508, Net assets of \$100 million (Debt of \$218million). 85% of revenue from ATM Network. Recently sold to US Listed Cardtronics for >\$500 million.
Tyro Payments Limited (Australian Unlisted Public)	\$95 million \$0.8 million >\$400 million	Australian EFTPOS merchant provider to 15,565 merchants. Owns its own EFTPOS payments and processing business. Recently became an Approved Deposit Taking Institution ("ADI") post a \$100million capital raising in 2016, valuing the company at >\$450million. \$128million in Net Assets. Further developing white label banking products now that an ADI.
Mint Payments Limited (ASX Listed MNW)	\$5 million (\$5.5 million) \$42.4 million	Predominantly Australian EFTPOS and payment technology business with 9,800 EFTPOS merchants with >50% of these in Australia. Global ambitions and further product expansion into Asian markets in 2016/2017. (\$1.1mil) in Net Assets
Transaction Solutions International Ltd (ASX Listed TSN)	\$125,127 (\$993,967) \$40.4 million	25% owners of an Indian ATM Management Company that manages approx. 14,000 ATMs in India. Announced acquisition of remaining 75% of interest and in process of raising capital of >\$47million for purchase. Net Assets of \$11.5 million.
Stargroup Limited (ASX Listed STL)	\$10 million* \$2 million* \$20.4 million	Only ASX Listed ATM operator deploying in Australia and only ATM operator that has an ownership interest in its manufacturer, South Korean based NeolCP which also manufactures back office, coin counting and casino settlement solutions. Average transactions per ATM, per month of 620. STL Net assets of >\$20million**. Recent acquisition of Indue ATM businesses will see Stargroup become its own ATM payments and processing provider for 70 other IADs, 1,700 ATMs and 1,350 modems in Australia, processing >12 million transactions per annum. Also an EFTPOS provider developing unique EFTPOS facility and processing for existing partner client base of >45,000 businesses for rollout to that customer based in 2017 and future years.

* Forecast 2016 – 2017 Revenue and EBITDA results as announced

** Includes deferred tax assets as disclosed in 2016 Annual Report

Current growth drivers



- > Intelligent Deposit certification to be completed in Q1 CY2017.
- > New tenders being pursued with large Australian businesses
- > Signed RATM distribution deal with 1st banking customer (Goldfields Money)
- > New EMV technology upgrades required by Australian businesses and significant upgrade revenue agreed with major customer (1,000 ATMs)
- > In negotiation with multiple targets for EPS accretive roll-up



- > Five-year distribution deal signed with European EFTPOS manufacturer and software provider
- > Five-year wholesale EFTPOS/PayWave agreement signed with world's leading payment processing company
- > Source code software available for API integration with other industries
- > Customers include any business looking to accept Visa, Mastercard and debit card payments
- > Three-year contracts with merchants
- > Announced preferred supplier status with one of the largest Australian buying groups on November 24, 2015

Significant progress in last 12 months

STARGROUP LIMITED
ASX:STL



Key Investment Summary

- Significant % increase in revenue forecast for FY17 and maiden dividend payment earmarked for June 17
- Ownership interest in NeoICP, a leading Korean manufacturer of ATMs, back office, coin counting and casino settlement solutions
- In complete control of the ATM cycle from switching, processing, deployment, manufacture and cash replenishment
- Reduced major operating costs of ATM network by 52.90%, accelerating payback on initial investment per ATM by four months to 15 months (over 20% reduction in payback period) from 1 July 2016
- Disruptive new technologies including the intelligent deposit/recycling ATMs and casino back office technology being launched in FY2017
- Significant further cost savings in FY17 to improve profitability
- Owner of source code in EFTPOS terminal and five-year distribution agreement with leading European EFTPOS company to distribute hardware and software in Australia and New Zealand.
- Assisting credit unions and others on branch transformation and deployment of Recycler ATM technologies
- White labelling of other financial products to Star customers in FY17

Contacts

Todd Zani

CEO & Executive Chairman

M +61 419 912 566

E todd@starpaymentsystems.com.au