

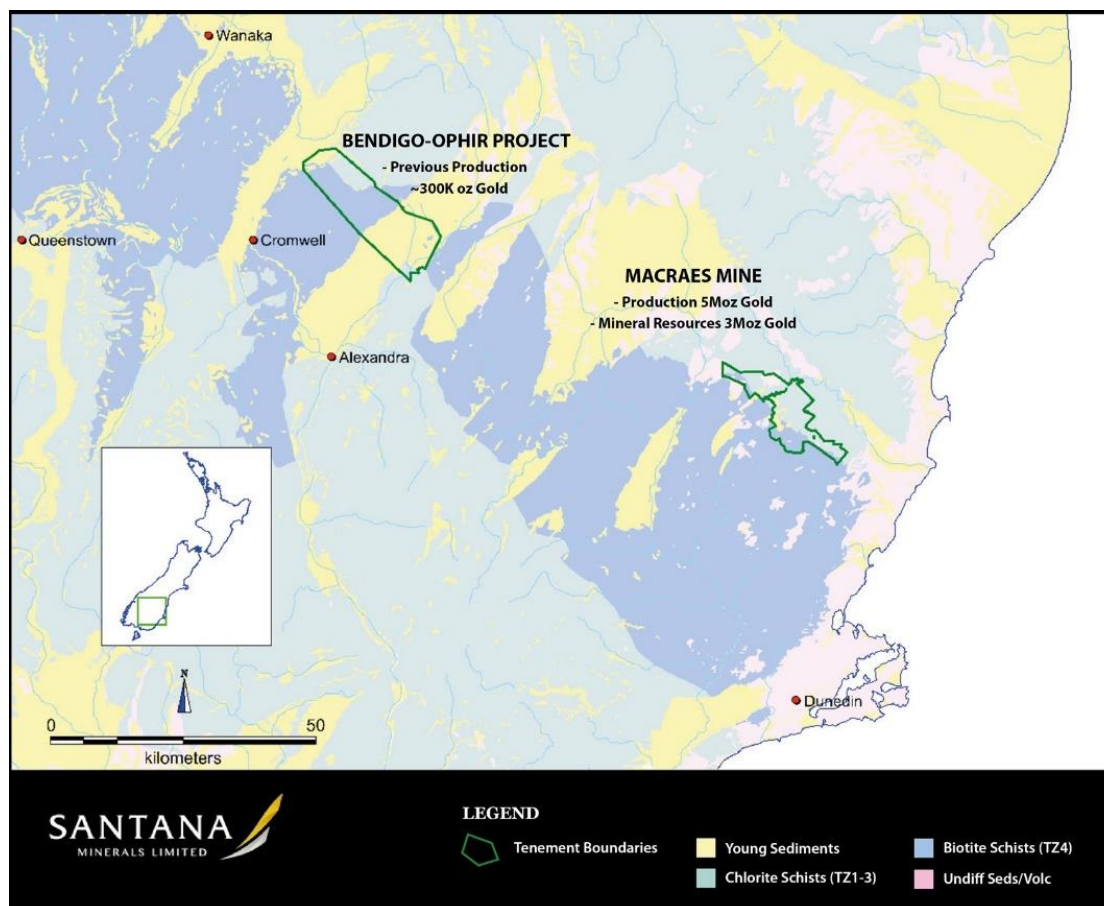
## QUARTERLY REPORT

### PERIOD ENDING 31 DECEMBER 2020

#### OPERATIONAL UPDATE

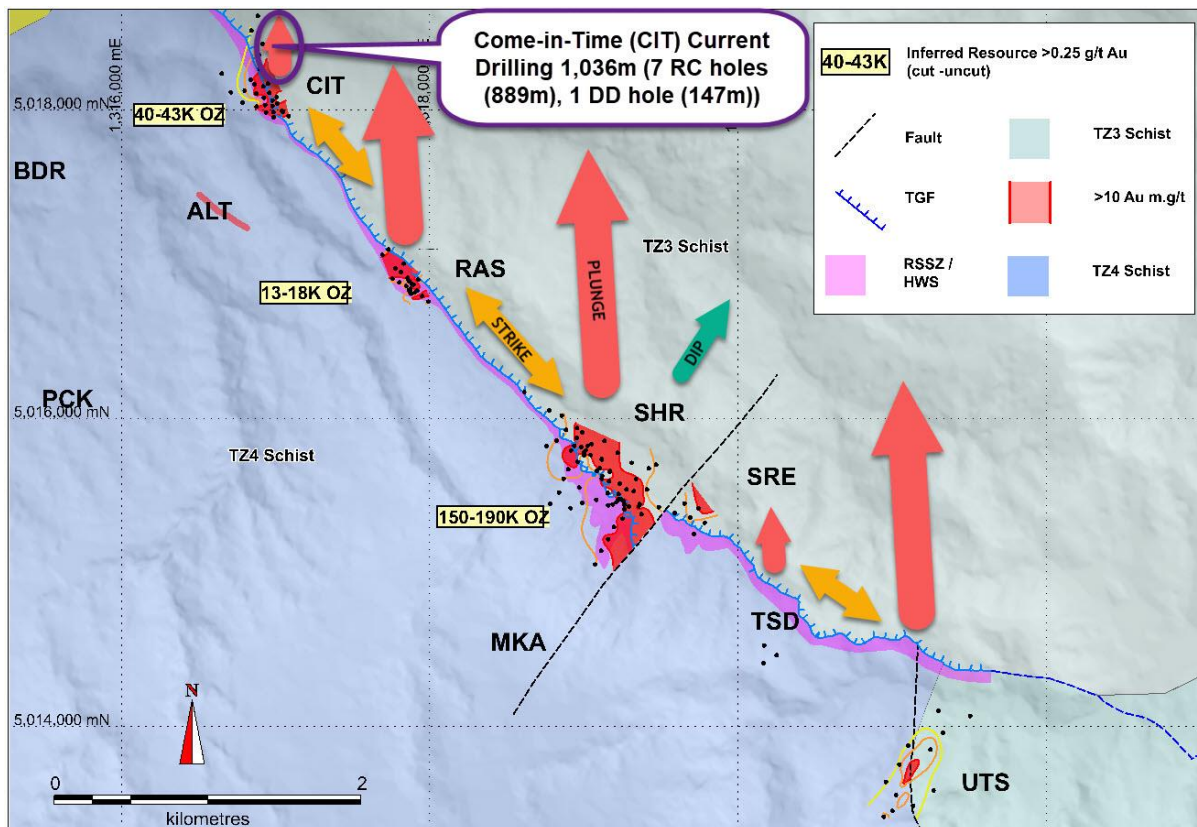
During the quarter the Company's exploration activities were focused on executing a maiden drilling campaign at its newly acquired, 100% owned, Bendigo-Ophir Project, located in the Central Otago Goldfields of New Zealand's South Island.

The Project is located approximately 90 kilometres northwest of Oceana Gold's Macraes Gold Mine, where previous production and reserves are in excess of 8 million ounces gold (Figure 1). As reported previously (Santana ASX Announcement, 3<sup>rd</sup> November 2020), the Project contains a JORC Inferred Resource of 253K ounces gold (uncut), which the Company interprets has the potential to be developed into a bulk tonnage low-cost open pit heap leach operation.



**Figure 1 Bendigo-Ophir Project in the Otago Goldfield, ~90km NW of Macraes**

Santana reported (ASX Announcement 27<sup>th</sup> November 2020) that diamond drilling had commenced at the Come in Time (CIT) prospect (Figure 2 and 3). Reverse circulation (RC) percussion drilling commenced on 3<sup>rd</sup> December with a combined total of 1,036 metres having been completed in 7 RC drillholes (889 metres) and 1 DD drillhole (147 metres) by year end. (Refer Table 1).



**Figure 2 Come-in-Time (CIT) location and other RSSZ potential resources extensions**

The CIT prospect lies in the north-west sector of the NW-SE trending Rise and Shine Shear zone (RSSZ) and associated hanging wall shear (HWS) which dip at a shallow angle to the NE. The HWS also referred to as “lode schist” occupies the uppermost part of Textural Zone 4 (TZ4) biotite schist and is separated from the overlying lower metamorphic grade unmineralized TZ3 chlorite schist by the Thomsons Gorge low-angle regional fault (TGF).

Current drillholes (Table 1) are collared in TZ3 schist and are targeting the HWS / lode schist which hosts the bulk tonnage low-grade gold mineralisation.

**Table 1: Come-in-Time (CIT) Prospect Drill Hole Attributes**

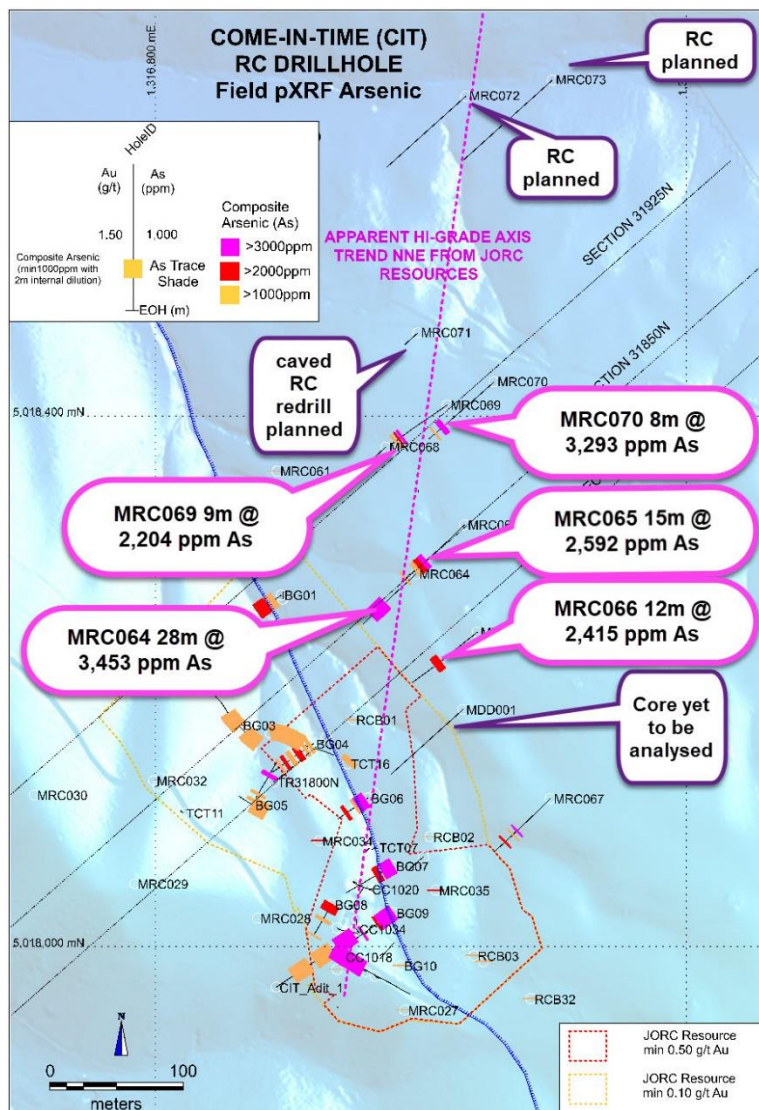
Hole_No	East_NZTM	North_NZTM	RL	Avg_Dip	Avg_Azimuth	Length	Method
MDD001	1,317,032	5,018,179	574	-60	232	146.9	DD
MRC064	1,316,996	5,018,281	545	-60	226	110.0	RC
MRC065	1,317,033	5,018,318	544	-62	228	135.0	RC
MRC066	1,317,043	5,018,237	565	-63	232	135.0	RC
MRC067	1,317,098	5,018,112	598	-64	227	130.0	RC
MRC068	1,316,974	5,018,377	520	-64	229	120.0	RC
MRC069	1,317,020	5,018,408	519	-65	235	120.0	RC
MRC070	1,317,055	5,018,426	515	-62	229	139.0	RC

Arsenic is used as a gold pathfinder element in regional surveys and in drill chip and core logging to provide a real-time guide to gold levels to assist in drillhole planning and site location / relocation. Historically arsenic levels >1,000 ppm As, indicate gold ore grades (>0.25 g/t Au).

Composited intervals of >1,000 ppm As samples with 2 metre internal dilution (at zero grade) were intersected in all new CIT RC drillholes (Table 2) with significant intercepts up to 28 metres in HWS / lode schist immediately below the TGF. The northernmost RC drillhole, MRC070, is collared >200 metres NNE of existing resources (Figure 3).

**Table 2: Come-in-Time (CIT) Prospect Significant pXRF arsenic intercepts**

Hole_ID	From	To	Width	pXRF As ppm
MDD001	tba	tba	tba	tba
MRC064	63	91	28	3,453
MRC065	83	98	15	2,592
MRC065	98	107	9	960
MRC066	75	87	12	2,415
MRC067	103	105	2	2,124
MRC068	68	72	4	1,489
MRC069	94	103	9	2,204
MRC070	106	114	8	3,293



**Figure 3 Come-in-Time (CIT) drillholes and downhole pXRF arsenic distribution**

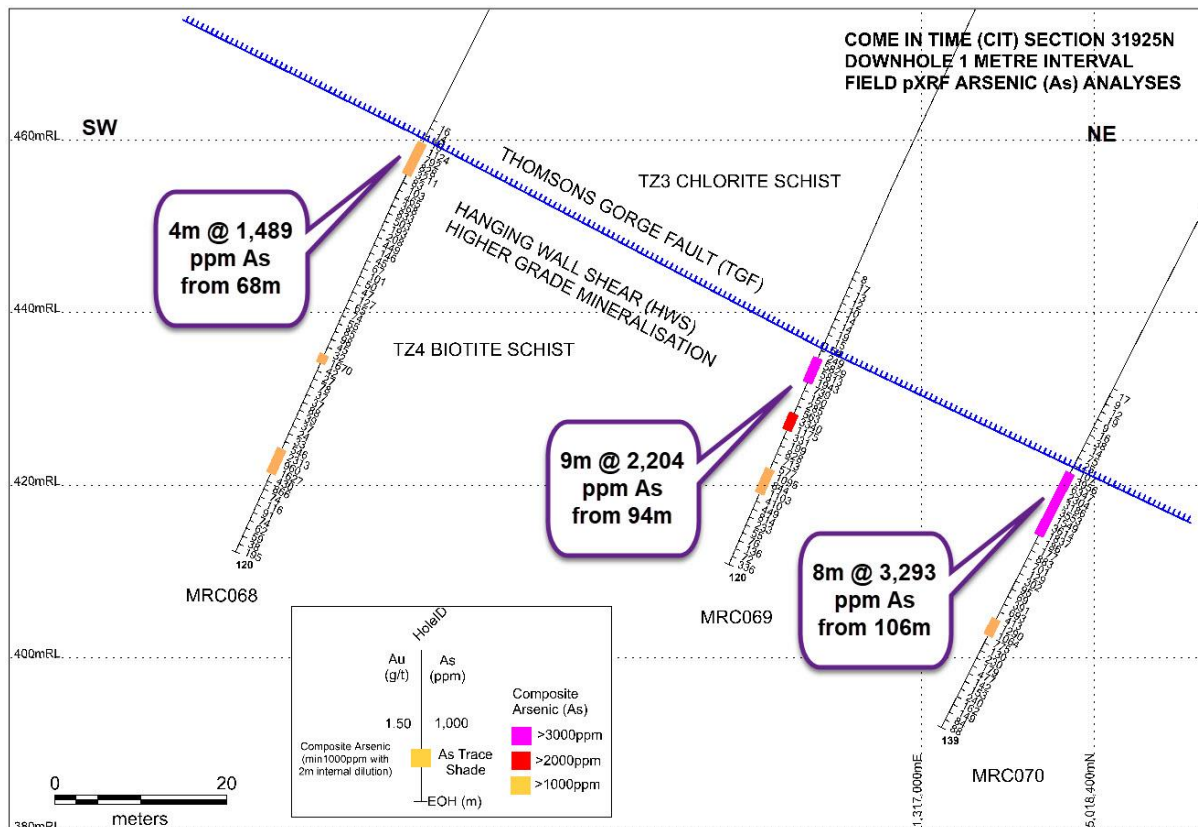


RC drillholes MRC064, MRC065, MRC066, MRC069 and MRC070 appear to delineate a NNE trending area extending from existing resources where higher gold grades could be expected as indicated from higher levels and broader thicknesses of pXRF arsenic analyses. RC drillholes MRC067 and MRC068 appear to be on the fringe of the NNE trending area.



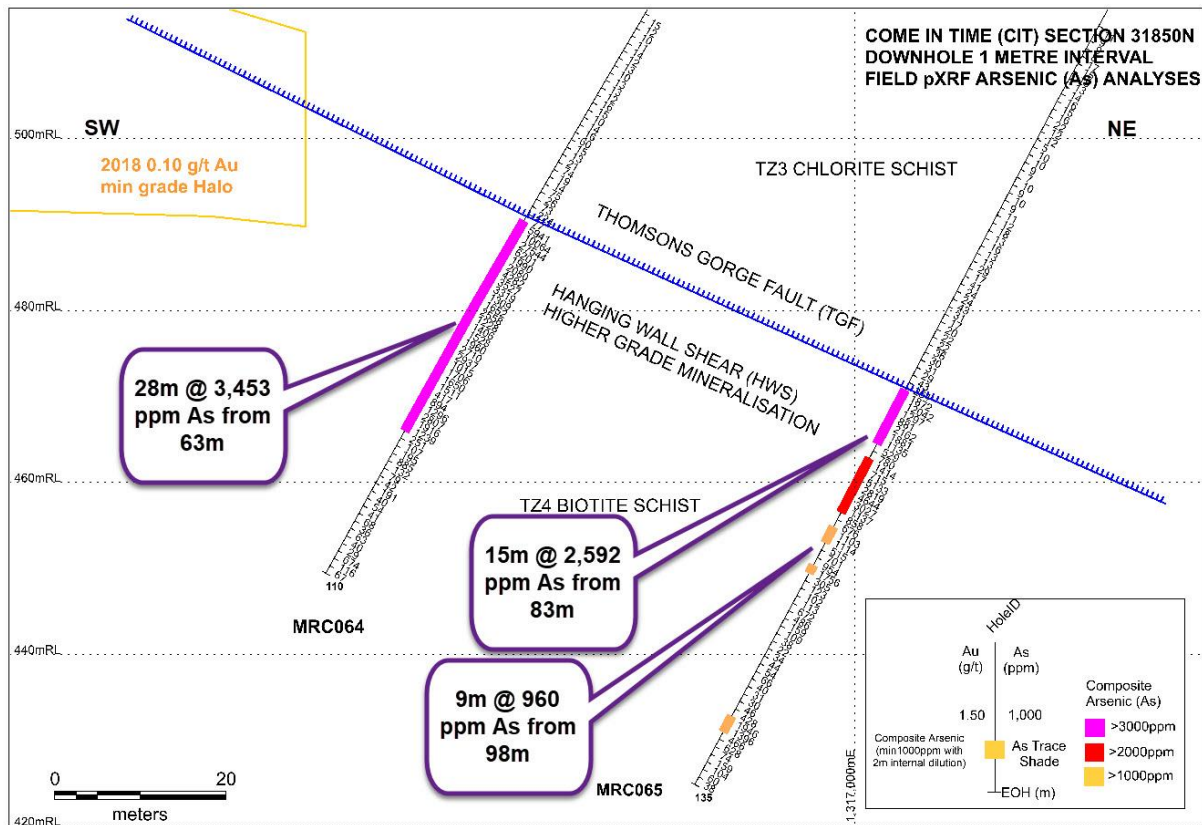
**Figure 4 Come-in-Time (CIT) drilling (view NW)– RC and DD rigs drilling in tandem**

Dip sections (Figures 5 and 6) transversely cross the NNE trend of higher pXRF arsenic, with highest grades characteristically occurring immediately below the Thomsons Gorge fault (TGF) in all drillholes.



**Figure 5 Come-in-Time (CIT) Preliminary Dip Section 31925 (Drillholes MRC068, MRC069 and MRC070) transversely cuts across the apparent NNE high grade area**






**Figure 6 Come-in-Time (CIT) Preliminary Dip Section 31850 (Drillholes MRC064 and MRC065) transversely cuts across the apparent NNE high grade area**


Diamond core drilling, with MDD001 at the CIT prospect was the first to be conducted within the project area and oriented core provides important structural data for geological logging and resource modelling.

Preliminary pXRF orientation arsenic analyses are being conducted (Figure 7) to determine optimum pXRF analytical intervals to compliment geological interpretations.



**Figure 7 CIT MDD001 – PQ core 63.50m to 65.70m of highly brecciated / silicified TZ4 HWS / lode schist impregnated with quartz-arsenopyrite fissures / shears and portable XRF (pXRF) arsenic analyses at 10cm intervals (21,874ppm - 23 ppm As, 2.2m averaging 1,929 ppm As)**

Quartz-arsenopyrite breccia veinlets are also evident in MDD001 at 102 metres (Figure 8), below the intensely sheared, altered and stockwork HWS lode schist zone extending mineralisation from 61 to 102 metres below collar.



**Figure 8 CIT MDD001 – PQ core @102m showing highly sheared multi-phase brecciation/ silicification and quartz-arsenopyrite brecciated veins**

A total of 423 RC samples of TZ4 schist and the immediate overlying TGF and TZ3 schist have been despatched for gold fire assaying (FA505) with preliminary results expected imminently.

During the Quarter, the DD rig completed drillhole MDD002 to a depth of 114.6 metres at the Rise and Shine (RAS) prospect and core samples have now been despatched to the laboratory for gold assays with results expected in late-February. Post quarter, DD drilling commenced in MDD003 at Shreks East (SRE) prospect whilst the RC drilling programme continues at CIT prospect and extension areas. Once RC drilling is completed at CIT, the RC rig will move next month to RAS, Shreks (SHR) and SRE prospects.

This early drilling represents an encouraging start to the Company's maiden drill programme that is currently scheduled to see >4,400m drilled across these various targets along the NW-SE trending RSSZ.

## **CORPORATE**

During the quarter the Company completed the acquisition of Matakanui Gold Ltd (**MGL**), 100% owner of the Bendigo-Ophir Gold Project in New Zealand. As per the terms of the acquisition, the Company issued 38,189,017 fully paid ordinary shares (**Consideration Shares**) to MGL's former shareholders as consideration for the acquisition.

The Company also completed the placement of 37,500,000 fully paid ordinary shares at \$0.20 per share to raise \$7.5 million (**Placement Shares**).

The Consideration Shares and Placement Shares were issued pursuant to the approval received from shareholders at a general meeting held on 21 October 2020. At that meeting shareholders also approved a 1:70 share consolidation with shares in the Company now trading on a post consolidation basis.

As part of its agreement to acquire MGL, the Company welcomed the appointment of Mr Warren Batt and Mr Frederick (Kim) Bunting as Non-Executive Directors. Mr Batt and Mr Bunting bring considerable project and technical experience in the resources sector to Santana. At completion of the MGL acquisition Mr Tony McDonald resigned as a director of the Company.



## **CEO RESIGNATION AND DIRECTOR CHANGES**

In mid-December the Board announced it had accepted the resignation of Mr Shane Pike as Chief Executive Officer. With the departure of Mr Pike from the Company's executive ranks the Board announced that Mr Richard Keevers would act as an Executive Director on an interim basis. Mr Keevers, who has been serving as a Non-Executive Director of the Company for the last 8 years, is a qualified and experienced geologist having held senior management positions within the mining industry for over 20 years.

The Company also announced that Mr Anthony McClure had elected to resign as a Non-Executive Director in order to concentrate on his other industry roles. With the departure of Mr McClure, Mr Tony McDonald was re-appointed as a Non-Executive Director to fill this casual vacancy.

## **NON-CORE EXPLORATION PORTFOLIO**

The Company is continuing to assess options for the Phu Lon Nickel and Nakhan Gold Prospects in Laos and Becker Gold Project in Chile. The Company is also advancing a strategic review of its Cuitaboca Silver Project in Mexico aimed to take advantage of current precious metals prices.

## **APPENDIX 5B DISCLOSURES**

The Company's accompanying Appendix 5B (Quarterly Cashflow Report) includes an amount in item 6.1 which constitutes non-executive directors' fees paid during the quarter.

During the period, the Company spent \$60k on exploration activities in Laos, \$40k on exploration activities in Chile, \$181k on tenement renewal and exploration activities in Mexico and \$96k on exploration activities in New Zealand.

The announcement has been authorised for release to the ASX by the Board.

For further information, please contact:

Richard Keevers  
Executive Director  
+61 408 873 353  
[rkeevers@westnet.com.au](mailto:rkeevers@westnet.com.au)

Cameron Peacock  
Investor Relations & Business Development  
+61 439 908 732  
[cpeacock@santanaminerals.com](mailto:cpeacock@santanaminerals.com)

## **Previous Disclosure - 2012 JORC Code**

Information relating to Mineral Resources, Exploration Targets and Exploration Data associated with the Company's projects in this announcement is extracted from the following ASX Announcements:

- ASX announcement titled "Acquisition of Bendigo-Ophir Gold Project, New Zealand" dated 14<sup>th</sup> September 2020;
- ASX announcement titled "Early drilling at the Bendigo-Ophir Project intersects significant widths of mineralization down-plunge from known resource" dated 21 December 2020.

A copy of such announcement is available to view on the Santana Minerals Limited website [www.santanaminerals.com](http://www.santanaminerals.com). The reports were issued in accordance with the 2012 Edition of the JORC Australasian Code for Reporting of Exploration Results, Mineral Resources and Ore Reserves. The Company confirms that it is not aware of any new information or data that materially affects the information included in the original market announcements. The Company confirms that the form and context in which the Competent Person's findings are presented have not been materially modified from the original market announcements.

### Additional ASX Listing Rule Information

Santana Minerals Limited ('Santana') provides the following additional information in accordance with ASX Listing Rule 5.3.3.

#### Mining tenements held at the end of the quarter and their location

Name	Status	Interest Held
<b>New Zealand</b>		
Bendigo-Ophir	Granted	100%
<b>Laos</b>		
Sayabouly	Granted	75%*
<b>Cambodia</b>		
Phnom Khtung	Granted	85% <sup>#</sup>
Snoul	Granted	85% <sup>#</sup>

\* The consolidated entity currently holds a 75% interest in the project, with joint venture parties of the other 25% free carried to completion of a feasibility study.

<sup>#</sup> The consolidated entity currently holds an 85% interest in the project (diluting to not less than 12.75% assuming the consolidated entity does not exercise contribution rights) and is free carried to completion of feasibility study.

#### Mining tenements acquired during the quarter and their location

During the quarter, the consolidated entity acquired Matakani Gold Ltd which owns 100% of Mineral Exploration Permit 60311 located in Central Otago New Zealand hereafter referred to as the Bendigo-Ophir Project.

#### Mining tenements disposed of during the quarter and their location

Not applicable.

#### Beneficial percentage interests held in farm-in or farm-out agreements at the end of the quarter

##### *Cuitaboca Project*

The consolidated entity completed a transaction which allows it to earn an initial 80% interest in the Cuitaboca Project. The consolidated entity is earning, but has yet to earn, its initial interest. The Concession Option Agreement was amended to extend the term to 15 years from the original signature date (refer to the agreement announcement of 29 July 2014), with the agreement now expiring 10<sup>th</sup> December 2026.

##### *Becker Project*

The consolidated entity has completed a transaction which allows it to earn an initial interest of 85% of the central Becker tenements (2,000ha), and 80% of the surrounding licences (6,000ha). The consolidated entity is earning, but has yet to earn, its initial interest. Further details are by reference to the announcement of 17 May 2018.

##### *Cambodian Project*

The consolidated entity's subsidiary (Subsidiary) is party to an unincorporated joint venture agreement with Southern Gold Limited (SGL) in respect of the Cambodian Exploration Licences, pursuant to which SGL has a 15% unincorporated joint venture interest in the Cambodian Exploration Licences, which is free carried until completion of a feasibility study.

The consolidated entity's subsidiary has also entered into a farm-out and incorporated joint venture agreement with Renaissance Cambodia Pty Ltd (Renaissance) (Farm-Out Agreement), pursuant to which Renaissance will sole fund US\$0.5 million of exploration expenditure on each of the Cambodian Exploration Licences to earn a 30% shareholding in the Subsidiary. Renaissance can elect to sole fund a further US\$1.0 million of exploration expenditure on each of the two Cambodian Exploration Licences over the following two years, to increase its shareholding in the Subsidiary to 60%. Upon Renaissance earning a 60% shareholding in the Subsidiary, the consolidated entity may elect to either contribute to maintain its shareholding in the Subsidiary of 40% or not to contribute, in which case Renaissance may earn a further 25% shareholding in the Subsidiary, by managing the Subsidiary and providing funding to complete a definitive feasibility study, during which period the consolidated entity will be free carried.

Renaissance is earning, but has yet to earn, an interest in the Subsidiary.

#### Beneficial percentage interests in farm-in or farm-out agreements acquired or disposed of during the quarter

Not applicable.



## Appendix 5B

### Mining exploration entity or oil and gas exploration entity quarterly cash flow report

Name of entity

SANTANA MINERALS LIMITED

ABN

37 161 946 989

Quarter ended ("current quarter")

31 DECEMBER 2020

Consolidated statement of cash flows		Current quarter \$A'000	Year to date (6months) \$A'000
<b>1.</b>	<b>Cash flows from operating activities</b>		
1.1	Receipts from customers	-	-
1.2	Payments for		
	(a) exploration & evaluation	(153)	(223)
	(b) development	-	-
	(c) production	-	-
	(d) staff costs	(154)	(230)
	(e) administration and corporate costs	(193)	(268)
1.3	Dividends received (see note 3)	-	-
1.4	Interest received	1	1
1.5	Interest and other costs of finance paid	-	-
1.6	Income taxes paid	-	-
1.7	Government grants and tax incentives	-	-
1.8	Other (provide details if material)	-	-
<b>1.9</b>	<b>Net cash from / (used in) operating activities</b>	<b>(499)</b>	<b>(720)</b>

<b>2.</b>	<b>Cash flows from investing activities</b>		
2.1	Payments to acquire or for:		
	(a) entities		
	(b) tenements		
	(c) property, plant and equipment		
	(d) exploration & evaluation	(224)	(603)
	(e) investments		
	(f) other non-current assets		

<b>Consolidated statement of cash flows</b>		<b>Current quarter \$A'000</b>	<b>Year to date (6months) \$A'000</b>
2.2	Proceeds from the disposal of:		
	(a) entities		
	(b) tenements		
	(c) property, plant and equipment		
	(d) investments		
	(e) other non-current assets		
2.3	Cash flows from loans to other entities		
2.4	Dividends received (see note 3)		
2.5	Other (Transaction Costs)	(80)	(91)
<b>2.6</b>	<b>Net cash from / (used in) investing activities</b>	<b>(304)</b>	<b>(694)</b>

<b>3.</b>	<b>Cash flows from financing activities</b>		
3.1	Proceeds from issues of equity securities (excluding convertible debt securities)	7,500	7,500
3.2	Proceeds from issue of convertible debt securities		
3.3	Proceeds from exercise of options		
3.4	Transaction costs related to issues of equity securities or convertible debt securities	(523)	(523)
3.5	Proceeds from borrowings		
3.6	Repayment of borrowings		
3.7	Transaction costs related to loans and borrowings		
3.8	Dividends paid		
3.9	Other (provide details if material)		
<b>3.10</b>	<b>Net cash from / (used in) financing activities</b>	<b>6,977</b>	<b>6,977</b>

<b>4.</b>	<b>Net increase / (decrease) in cash and cash equivalents for the period</b>	<b>6,174</b>	<b>5,563</b>
4.1	Cash and cash equivalents at beginning of period	220	831
4.2	Net cash from / (used in) operating activities (item 1.9 above)	(499)	(720)
4.3	Net cash from / (used in) investing activities (item 2.6 above)	(304)	(694)
4.4	Net cash from / (used in) financing activities (item 3.10 above)	6,977	6,977

## Mining exploration entity or oil and gas exploration entity quarterly cash flow report

Consolidated statement of cash flows		Current quarter \$A'000	Year to date (6months) \$A'000
4.5	Effect of movement in exchange rates on cash held	1	1
4.6	<b>Cash and cash equivalents at end of period</b>	<b>6,395</b>	<b>6,395</b>

5.	Reconciliation of cash and cash equivalents at the end of the quarter (as shown in the consolidated statement of cash flows) to the related items in the accounts	Current quarter \$A'000	Previous quarter \$A'000
5.1	Bank balances	109	66
5.2	Call deposits	6,286	154
5.3	Bank overdrafts	-	-
5.4	Other (provide details)	-	-
5.5	<b>Cash and cash equivalents at end of quarter (should equal item 4.6 above)</b>	<b>6,395</b>	<b>220</b>

6.	Payments to related parties of the entity and their associates	Current quarter \$A'000
6.1	Aggregate amount of payments to related parties and their associates included in item 1	69
6.2	Aggregate amount of payments to related parties and their associates included in item 2	-
<i>Note: if any amounts are shown in items 6.1 or 6.2, your quarterly activity report must include a description of, and an explanation for, such payments.</i>		



## Mining exploration entity or oil and gas exploration entity quarterly cash flow report

<b>7.</b>	<b>Financing facilities</b> <i>Note: the term "facility" includes all forms of financing arrangements available to the entity. Add notes as necessary for an understanding of the sources of finance available to the entity.</i>	<b>Total facility amount at quarter end \$A'000</b>	<b>Amount drawn at quarter end \$A'000</b>
7.1	Loan facilities	-	-
7.2	Credit standby arrangements	-	-
7.3	Other (please specify)	-	-
7.4	<b>Total financing facilities</b>	-	-
7.5	<b>Unused financing facilities available at quarter end</b>		-
7.6	Include in the box below a description of each facility above, including the lender, interest rate, maturity date and whether it is secured or unsecured. If any additional financing facilities have been entered into or are proposed to be entered into after quarter end, include a note providing details of those facilities as well.		

<b>8.</b>	<b>Estimated cash available for future operating activities</b>	<b>\$A'000</b>
8.1	Net cash from / (used in) operating activities (item 1.9)	(499)
8.2	(Payments for exploration & evaluation classified as investing activities) (item 2.1(d))	(224)
8.3	Total relevant outgoings (item 8.1 + item 8.2)	(723)
8.4	Cash and cash equivalents at quarter end (item 4.6)	6,395
8.5	Unused finance facilities available at quarter end (item 7.5)	-
8.6	Total available funding (item 8.4 + item 8.5)	6,395
8.7	<b>Estimated quarters of funding available (item 8.6 divided by item 8.3)</b>	8.84
<i>Note: if the entity has reported positive relevant outgoings (ie a net cash inflow) in item 8.3, answer item 8.7 as "N/A". Otherwise, a figure for the estimated quarters of funding available must be included in item 8.7.</i>		
8.8	If item 8.7 is less than 2 quarters, please provide answers to the following questions:	
8.8.1	Does the entity expect that it will continue to have the current level of net operating cash flows for the time being and, if not, why not?	
Answer:		
8.8.2	Has the entity taken any steps, or does it propose to take any steps, to raise further cash to fund its operations and, if so, what are those steps and how likely does it believe that they will be successful?	
Answer:		

**Mining exploration entity or oil and gas exploration entity quarterly cash flow report**

8.8.3 Does the entity expect to be able to continue its operations and to meet its business objectives and, if so, on what basis?

Answer:

*Note: where item 8.7 is less than 2 quarters, all of questions 8.8.1, 8.8.2 and 8.8.3 above must be answered.*

**Compliance statement**

- 1 This statement has been prepared in accordance with accounting standards and policies which comply with Listing Rule 19.11A.
- 2 This statement gives a true and fair view of the matters disclosed.

Date: 28 January 2021.....

Authorised by: The Board of Directors  
(Name of body or officer authorising release – see note 4)

**Notes**

1. This quarterly cash flow report and the accompanying activity report provide a basis for informing the market about the entity's activities for the past quarter, how they have been financed and the effect this has had on its cash position. An entity that wishes to disclose additional information over and above the minimum required under the Listing Rules is encouraged to do so.
2. If this quarterly cash flow report has been prepared in accordance with Australian Accounting Standards, the definitions in, and provisions of, *AASB 6: Exploration for and Evaluation of Mineral Resources* and *AASB 107: Statement of Cash Flows* apply to this report. If this quarterly cash flow report has been prepared in accordance with other accounting standards agreed by ASX pursuant to Listing Rule 19.11A, the corresponding equivalent standards apply to this report.
3. Dividends received may be classified either as cash flows from operating activities or cash flows from investing activities, depending on the accounting policy of the entity.
4. If this report has been authorised for release to the market by your board of directors, you can insert here: "By the board". If it has been authorised for release to the market by a committee of your board of directors, you can insert here: "By the [name of board committee – eg Audit and Risk Committee]". If it has been authorised for release to the market by a disclosure committee, you can insert here: "By the Disclosure Committee".
5. If this report has been authorised for release to the market by your board of directors and you wish to hold yourself out as complying with recommendation 4.2 of the ASX Corporate Governance Council's *Corporate Governance Principles and Recommendations*, the board should have received a declaration from its CEO and CFO that, in their opinion, the financial records of the entity have been properly maintained, that this report complies with the appropriate accounting standards and gives a true and fair view of the cash flows of the entity, and that their opinion has been formed on the basis of a sound system of risk management and internal control which is operating effectively.