



INVESTOR PRESENTATION

Samantha Cheetham CEO
May 2019

YOUR SMILE. OUR VISION.



Long successful operating history – founded in 1972 and listed on ASX in 1985 and Australia's largest dental manufacturer



SDI conducts research and development of specialist dentist materials undertaking the development, manufacturing and marketing of dental restorative materials



SDI sells to 100+ countries on all continents, with sales teams and warehouses in Australia, Brazil, Europe and North America

CREATED BY SDI

SDI

INVESTMENT SUMMARY

- Long established business with experienced management and operational teams
- Focused on an attractive niche industry serving the dental profession delivering superior gross product margins
- Above market growth: 5 year CAGR of 13% in key Aesthetics and Whitening categories
- Diverse geographical exposure
- Current capex investments driving competitiveness and operational efficiencies
- R&D pipeline to deliver 1 – 2 new products per year to drive growth
- Strong balance sheet with no debt and fully franked dividends

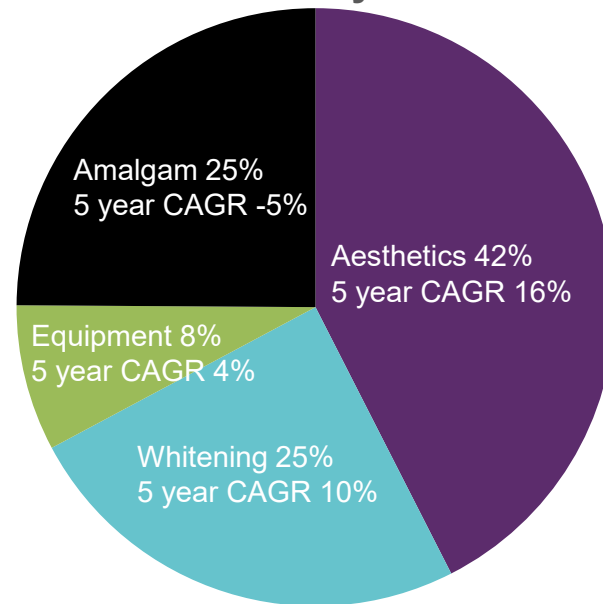
BUSINESS SUMMARY

Core Markets

- Europe
 - 35% of HY19 sales
- North America
 - 24% of sales
- Oceania & Asia
 - 19% of sales
- Middle East & Africa
 - 12% of sales
- South America
 - 10% of sales

■ HY19 figures

Revenue by Product



- HY19 figures for % of sales total
- FY18 figures for CAGR

Sales channels

- Worldwide distribution via 800+ distributors and agents
- Direct to dentist (in Australia only)
- Offices and warehouses in Melbourne, São Paulo, Chicago, Cologne

Profit drivers

- Sales growth
- Continued focus on cost control in manufacturing, sales & corporate
- Sales mix improvements
- New product launches

CREATED BY SDI



IT'S THE LITTLE
THINGS THAT
MAKES US SMILE



PRODUCT CATEGORIES

SDI

YOUR
SMILE.
OUR
VISION.

AESTHETICS



WHITENING



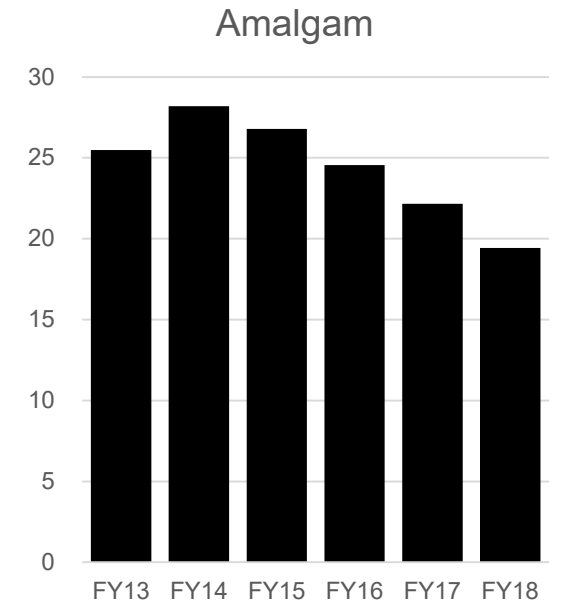
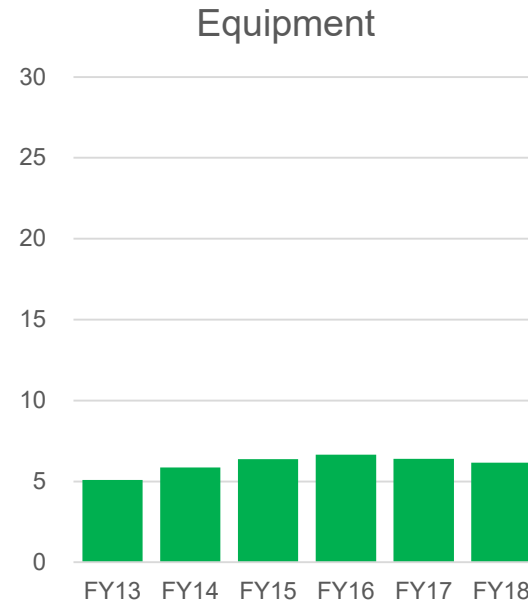
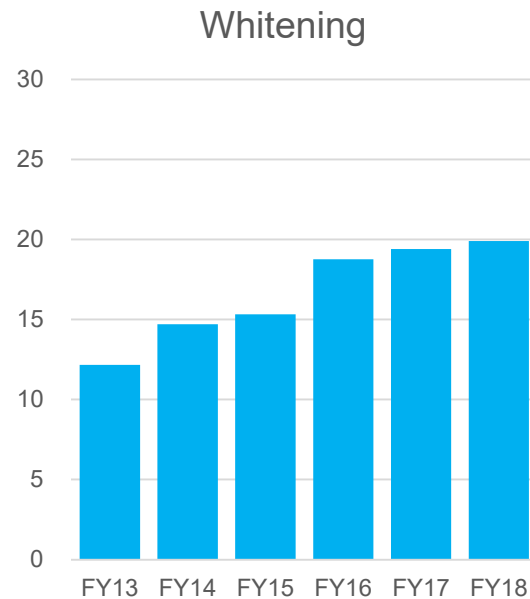
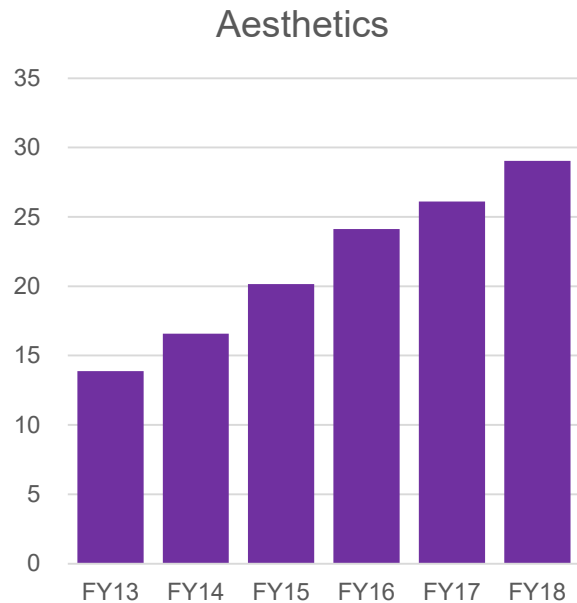
EQUIPMENT



AMALGAM



REVENUE BY CATEGORY

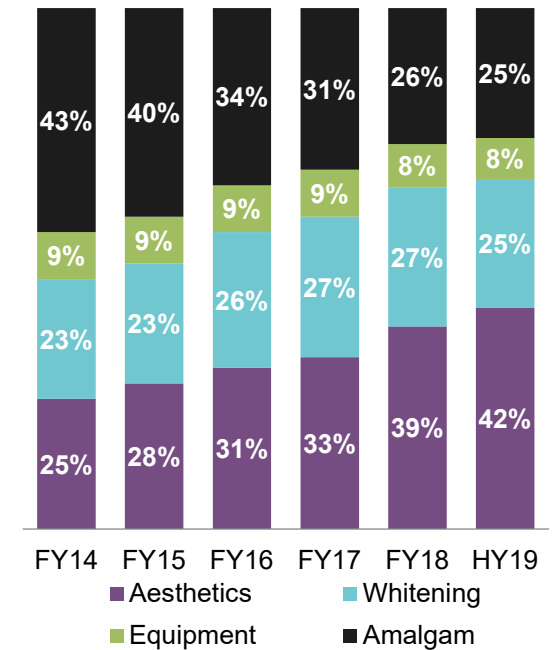
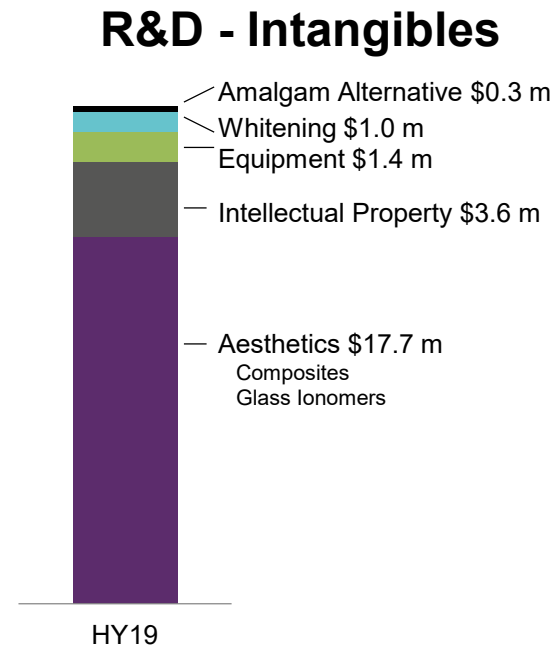


CREATED BY SDI



INVESTING FOR THE FUTURE

- Shifting industry trends identified more than 20 years ago
- Invested heavily in Research and Development
- R&D portfolio mostly relates to Aesthetics
- Aesthetics and Whitening account for 67% of all sales
- Amalgam decline slowed





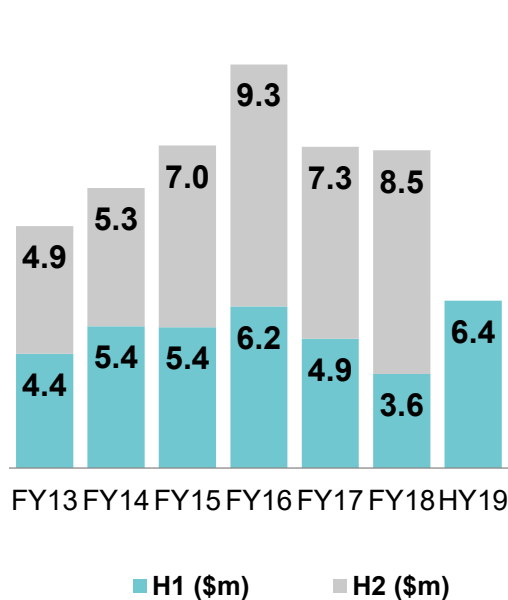
FINANCIAL HIGHLIGHTS



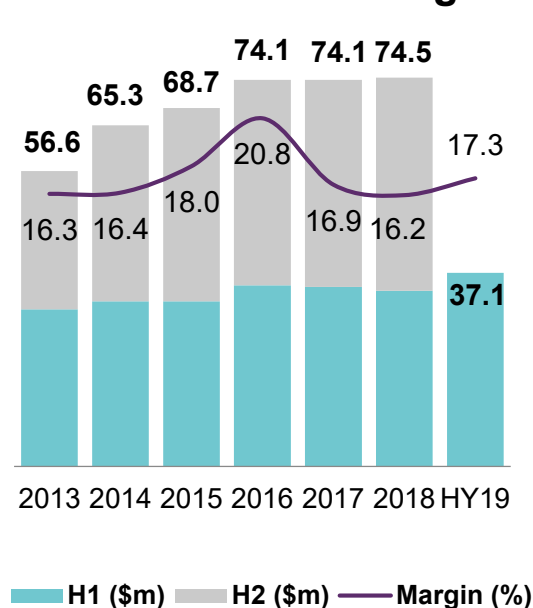
YOUR
SMILE.
OUR
VISION.

POSITIVE TRENDS

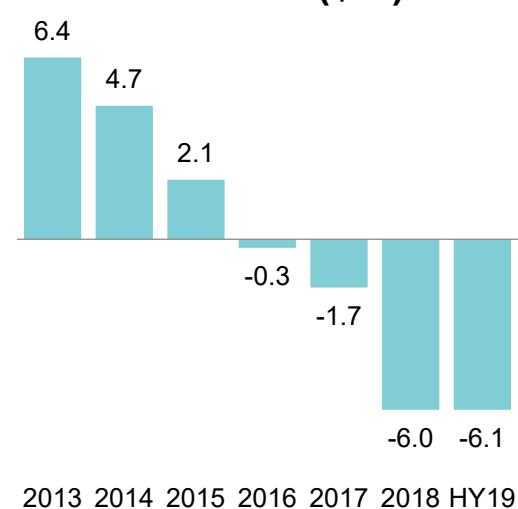
EBITDA



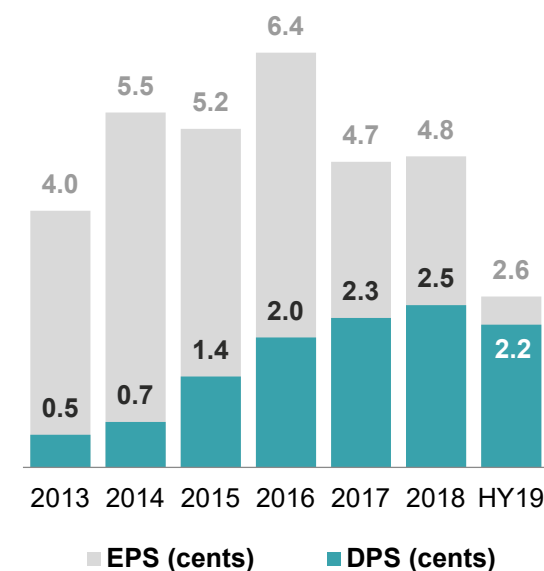
Sales v EBITDA margin



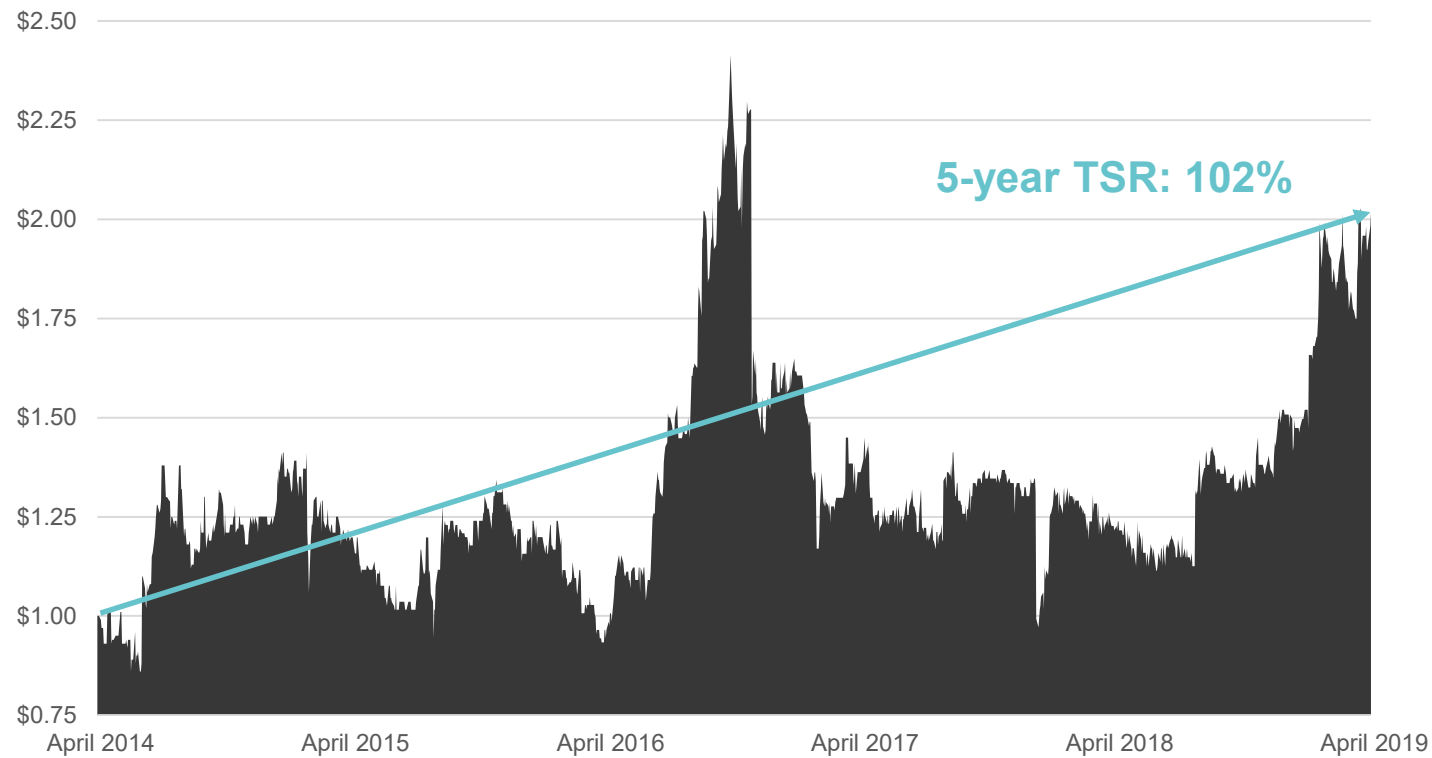
Net Debt (\$m)



EPS & DPS



SHAREHOLDER RETURNS



CREATED BY SDI





STRATEGY & OUTLOOK

SDI

YOUR
SMILE.
OUR
VISION.

RESEARCH, INNOVATION, RESULTS

- Two key new products to be launched in H2 2019
 - Aura Easy Flowable
 - Zipbond adhesive
- 1 – 2 new products per year to drive growth
- Concentrating on categories that deliver high sales margins
- Building on SDI's world-leading technical expertise, particularly in glass ionomers, composites and tooth whitening
- Very focused R+D teams collaborating closely with researchers and innovation centres globally
- Riva star – focus on public health programs to minimise adverse restorative procedures
- Key study will soon be published showing significant decline in referral rates for general anaesthetic



STRATEGY & OUTLOOK

4 Strategic priorities:

1. Rationalise product portfolio
 2. Focus on key product categories – whitening, glass ionomers and composites
 3. Drive amalgam replacement
 4. Increase innovation and speed to market
- Brazil manufacturing trials underway with start planned for FY20
 - In FY19, we expect continued sales growth in Aesthetics and Whitening products (75% of sales)



A black and white close-up photograph of a young woman with blonde hair, smiling broadly with her mouth open, showing her teeth. Her hands are raised to her head, with fingers running through her hair. The background is a plain, light color.

QUESTIONS

DISCLAIMER

THIS PRESENTATION CONTAINS SUMMARY INFORMATION ABOUT SDI LIMITED (SDI) AND ITS SUBSIDIARIES AND THEIR ACTIVITIES. THE INFORMATION IN THIS PRESENTATION DOES NOT PURPORT TO BE COMPLETE. IT SHOULD BE READ IN CONJUNCTION WITH SDI'S OTHER PERIODIC AND CONTINUOUS DISCLOSURE ANNOUNCEMENTS LODGED WITH THE AUSTRALIAN SECURITIES EXCHANGE, WHICH ARE AVAILABLE AT WWW.ASX.COM.AU.

THE INFORMATION CONTAINED IN THIS PRESENTATION IS NOT INVESTMENT OR FINANCIAL PRODUCT ADVICE AND HAS BEEN PREPARED WITHOUT TAKING INTO ACCOUNT THE INVESTMENT OBJECTIVES, FINANCIAL SITUATION OR PARTICULAR NEEDS OF ANY PARTICULAR PERSON. BEFORE MAKING AN INVESTMENT DECISION, INVESTORS SHOULD CONSIDER THE APPROPRIATENESS OF THE INFORMATION HAVING REGARD TO THEIR OWN INVESTMENT OBJECTIVES, FINANCIAL SITUATION AND NEEDS AND SEEK INDEPENDENT PROFESSIONAL ADVICE APPROPRIATE TO THEIR JURISDICTION AND CIRCUMSTANCES.

TO THE EXTENT PERMITTED BY LAW, NO RESPONSIBILITY FOR ANY LOSS ARISING IN ANY WAY FROM ANYONE ACTING OR REFRAINING FROM ACTING AS A RESULT OF THIS INFORMATION IS ACCEPTED BY SDI, ANY OF ITS RELATED BODIES CORPORATE OR ITS DIRECTORS, OFFICERS, EMPLOYEES, PROFESSIONAL ADVISORS AND AGENTS (RELATED PARTIES). NO REPRESENTATION OR WARRANTY, EXPRESS OR IMPLIED, IS MADE BY ANY PERSON, INCLUDING SDI AND ITS RELATED PARTIES, AS TO THE FAIRNESS, ACCURACY, COMPLETENESS OR CORRECTNESS OF THE INFORMATION, OPINIONS AND CONCLUSIONS CONTAINED IN THIS PRESENTATION.

AN INVESTMENT IN SDI SECURITIES IS SUBJECT TO INVESTMENT AND OTHER KNOWN AND UNKNOWN RISKS, SOME OF WHICH ARE BEYOND THE CONTROL OF SDI OR ITS DIRECTORS. SDI DOES NOT GUARANTEE ANY PARTICULAR RATE OF RETURN OR THE PERFORMANCE OF SDI SECURITIES.

PAST PERFORMANCE INFORMATION GIVEN IN THIS PRESENTATION IS GIVEN FOR ILLUSTRATIVE PURPOSES ONLY AND SHOULD NOT BE RELIED UPON AS (AND IS NOT) AN INDICATION OF FUTURE PERFORMANCE.

THIS PRESENTATION CONTAINS CERTAIN FORWARD-LOOKING STATEMENTS WITH RESPECT TO THE FINANCIAL CONDITION, RESULTS OF OPERATIONS AND BUSINESS OF SDI AND ASSOCIATED ENTITIES OF SDI AND CERTAIN PLANS AND OBJECTIVES OF THE MANAGEMENT OF SDI. FORWARD-LOOKING STATEMENTS CAN BE IDENTIFIED BY THE USE OF FORWARD-LOOKING TERMINOLOGY, INCLUDING, WITHOUT LIMITATION, THE TERMS "BELIEVES", "ESTIMATES", "ANTICIPATES", "EXPECTS", "PREDICTS", "INTENDS", "PLANS", "GOALS", "TARGETS", "AIMS", "OUTLOOK", "GUIDANCE", "FORECASTS", "MAY", "WILL", "WOULD", "COULD" OR "SHOULD" OR, IN EACH CASE, THEIR NEGATIVE OR OTHER VARIATIONS OR COMPARABLE TERMINOLOGY. THESE FORWARD-LOOKING STATEMENTS INCLUDE ALL MATTERS THAT ARE NOT HISTORICAL FACTS. SUCH FORWARD-LOOKING STATEMENTS INVOLVE KNOWN AND UNKNOWN RISKS, UNCERTAINTIES AND OTHER FACTORS WHICH BECAUSE OF THEIR NATURE MAY CAUSE THE ACTUAL RESULTS OR PERFORMANCE OF SDI TO BE MATERIALLY DIFFERENT FROM THE RESULTS OR PERFORMANCE EXPRESSED OR IMPLIED BY SUCH FORWARD-LOOKING STATEMENTS.

SUCH FORWARD-LOOKING STATEMENTS ARE BASED ON NUMEROUS ASSUMPTIONS REGARDING SDI'S PRESENT AND FUTURE BUSINESS STRATEGIES AND THE POLITICAL, REGULATORY AND ECONOMIC ENVIRONMENT IN WHICH SDI WILL OPERATE IN THE FUTURE, WHICH MAY NOT BE REASONABLE, AND ARE NOT GUARANTEES OR PREDICTIONS OF FUTURE PERFORMANCE. NO REPRESENTATION OR WARRANTY IS MADE THAT ANY OF THESE STATEMENTS OR FORECASTS (EXPRESS OR IMPLIED) WILL COME TO PASS OR THAT ANY FORECAST RESULT WILL BE ACHIEVED.

FORWARD-LOOKING STATEMENTS SPEAK ONLY AS AT THE DATE OF THIS PRESENTATION AND TO THE FULL EXTENT PERMITTED BY LAW, SDI AND ITS RELATED PARTIES DISCLAIM ANY OBLIGATION OR UNDERTAKING TO RELEASE ANY UPDATES OR REVISIONS TO INFORMATION TO REFLECT ANY CHANGE IN ANY OF THE INFORMATION CONTAINED IN THIS PRESENTATION (INCLUDING, BUT NOT LIMITED TO, ANY ASSUMPTIONS OR EXPECTATIONS SET OUT IN THIS PRESENTATION).

STATUTORY PROFIT IS PREPARED IN ACCORDANCE WITH THE CORPORATIONS ACT 2001 AND THE AUSTRALIAN ACCOUNTING STANDARDS, WHICH COMPLY WITH THE INTERNATIONAL FINANCIAL REPORTING STANDARDS (IFRS). UNDERLYING PROFIT IS CATEGORISED AS NON-IFRS FINANCIAL INFORMATION AND THEREFORE HAS BEEN PRESENTED IN COMPLIANCE WITH AUSTRALIAN SECURITIES AND INVESTMENTS COMMISSION REGULATORY GUIDE 230 – DISCLOSING NON-IFRS INFORMATION, ISSUED IN DECEMBER 2011.

ALL FIGURES IN THIS PRESENTATION ARE A\$ UNLESS STATED OTHERWISE AND ALL MARKET SHARES ARE ESTIMATES ONLY. A NUMBER OF FIGURES, AMOUNTS, PERCENTAGES, ESTIMATES, CALCULATIONS OF VALUE AND FRACTIONS ARE SUBJECT TO THE EFFECT OF ROUNDING. ACCORDINGLY, THE ACTUAL CALCULATIONS OF THESE FIGURES MAY DIFFER FROM FIGURES SET OUT IN THIS PRESENTATION.