

Intelligent Investor Australian Equity Growth Fund

(Managed Fund) (ASX:IIGF)

Issued by
InvestSMART Funds
Management Limited
ACN 067 751 759
AFSL 246441

Managed by
Intelligent Investor
Holdings Pty Ltd
ACN 109 360 983
CAR 1255 838

ARSN 630 396 691
ASX Code: IIGF

“Men who can both be right and sit tight are uncommon. I found it one of the hardest things to learn.”

— Jesse Livermore

Returns in November were essentially the opposite of October. The Fund increased 5.6% compared to the market's 5.0% return, with lower inflation and the possibility of interest rate cuts energising the bulls.

There weren't any major changes to the Fund, nor material news from our holdings during AGM season. Growth stocks, iron ore miners and large companies are still in, while small caps are slowly regaining interest and value and lithium stocks remain the preserve of contrarians.

On some measures, the valuation gap between so called growth and value stocks has rarely been wider. Sometimes the market changes its attitude within weeks. Note how quickly the incredible optimism across the lithium sector soured, prompting an increase in our **Mineral Resources** position and starting position in **Pilbara Minerals**.

Other times, it can take decades. In 2014 we were ridiculed at an investor seminar for suggesting the salad days for banks were over. In recent years that's become common knowledge as it's been almost two decades

Performance (after fees)


	1 mth	1 yr	2 yrs	3 yrs	S.I. p.a
II Australian Equity Growth Fund	5.6%	-9.7%	0.0%	7.5%	9.6%
S&P ASX 200 Accumulation Index	5.0%	1.5%	3.2%	7.1%	10.1%
Excess to Benchmark	0.6%	-11.2%	-3.2%	0.3%	-0.5%


Inception (S.I.): 5 October 2020





Fund overview


The Intelligent Investor Australian Equity Growth Fund is a concentrated portfolio of 10 - 35 Australian-listed stocks. The Portfolio invests in a mix of large, mid and small cap stocks, focusing on highly profitable industry leaders that have long-term opportunities to reinvest profits at high rates of return.


 **5+ yrs**
Suggested investment timeframe

 **10 - 35**
Indicative number of securities

 **Risk profile: High**
Expected loss in 4 to 6 years out of every 20 years

 **S&P/ASX 200 Accumulation Index**
Benchmark

 **Investment fee**
0.97% p.a.

 **Performance fee**
Nil

(or more in some cases) since banks have provided capital gains despite a monumental mortgage boom fuelled by zero interest rates and high immigration.

While many believe high yields and franking credits are the magic behind the market, we believe it's companies that can increase their return on equity (ROE) for much longer than the market anticipates.

ROE measures the return on each dollar invested in the business. The rare companies that can increase ROE over decades without succumbing to competition or the limits of size are the market's true fairy tales.

The ROE of mining software company **RPM Global** is growing rapidly after a long period of investment as it transitioned to a Software as a Service business model. We expect further success from infiltrating the businesses of major miners searching for ways to save money and comply with increasing ESG expectations.

Lovisa's store economics are some of the best we've ever seen, but the company's return on equity is depressed by the infancy of its global store rollout. Time should eventually reveal a far more profitable business than the market expects, with most eyes currently preoccupied with short-term factors such as same-store-sales.

We've recently discussed Mineral Resources' numerous expansion plans that we expect to create a far more profitable business. The upfront cost is substantial, again depressing

ROE, but unlike many resources projects that can take 5-10 years to develop we expect to see the payoff over the next couple of years.

And lastly, **ResMed's** profit margins have been falling recently as CEO and major shareholder Michael Farrell aims to treat as many people as possible even if they're not initially the most profitable customers.

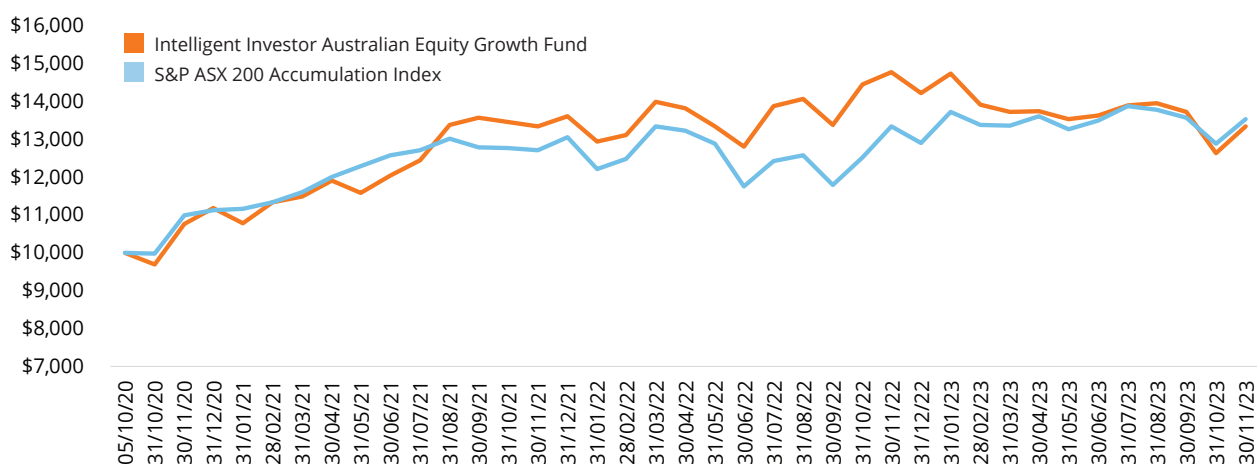
This depresses ROE, but these types of short-term pain for long term gain investments are what keep customers around for decades as the business grows by introducing new and better treatment alternatives than its competitors.

Jesse Livermore said all the money is made in the holding, and at current prices it's easy to hold these companies with large insider-ownerships and clear and sensible growth plans designed to increase the value of their businesses, which we can easily measure by understanding the importance of ROE.

Value investing isn't the easiest way to boost short term performance, but it's the only way we know how to beat the market over the long term. Thanks for your support and have a safe and happy Christmas and New Year.

Please get in touch if you have any questions on **1300 880 160** or at [**info@intelligentinvestor.com.au**](mailto:info@intelligentinvestor.com.au)

Performance since inception



Inception (S.I.): 5 Oct 2020

Asset allocation

Materials	21.6%
Health Care	14.7%
Information Technology	13.7%
Financials	12.0%
Consumer Discretionary	11.8%
Cash	6.9%
Industrials	6.0%
Communication Services	4.0%
Energy	3.9%
Real Estate	3.1%
Utilities	2.3%

Top 5 holdings

CSL (CSL)	6.4%
RPMGlobal (RUL)	6.3%
Auckland International Airport (AIA)	6.0%
Audinate (AD8)	5.2%
New Hope Corporation (NHC)	5.1%

Fund Stats

Distribution yield	6.43%
Net asset value	\$2.67

Important information

This document has been prepared by InvestSMART Funds Management Limited (ABN 62 067 751 759, AFSL 246441) (InvestSMART), the responsible entity of the Fund and issuer of units in the Fund. While every care has been taken in the preparation of this document, InvestSMART makes no representations or warranties as to the accuracy or completeness of any statement in it. To the maximum extent permitted by law, neither InvestSMART, its directors, employees or agents accept any liability for any loss arising in relation to this document. This document is not an endorsement that this portfolio is appropriate for you and should not be relied upon in making a decision to invest in this product. You should always consider the relevant disclosure document (including Product Disclosure Statement, Investment Menu, Target Market Determination and Financial Services Guide along with any accompanying materials) and/or seek professional advice before making any investment decision. Disclosure documents for financial products offered by InvestSMART can be downloaded from the InvestSMART website or obtained by contacting 1300 880 160. The document provides general financial information only. InvestSMART has NOT considered your personal objectives, financial situation and needs when preparing this document. You should consider your individual objectives, financial situation and needs and seek professional advice where necessary before making any investment decision. Past performance is not a reliable indicator of future performance. InvestSMART does not assure nor guarantee the performance of any financial products offered. InvestSMART, its associates and their respective directors and other staff each declare that they may, from time to time, hold interests in securities that are contained in this investment product.

All tables and chart data is correct as at 30 November 2023