

31 January 2025

QUARTERLY ACTIVITIES REPORT FOR PERIOD ENDED 31 DECEMBER 2024

Highlights

Pilbara Copper Project

- GreenTech's ~4,000m stage 2 diamond core drilling program is underway at its 100% owned Whundo Cu-Zn project in the West Pilbara
- Stage 1 program comprised 1,710m of RC drilling and highlighted potential for significant resource expansion at the Whundo cluster of VMS style Cu-Zn deposits
- Planned drilling in stage 2 to focus on the down plunge conductor targets associated with mineralised Cu-Zn shoots at Austin, Shelby, Yannery and Ayshia
- Identified targets present potential to significantly increase existing Cu-Zn resources at the Whundo project
- FLEM Survey completed over Whundo-Austin-Shelby-Yannery cluster of mineralised shoots
- Drilling of mineralised shoots in 2024 highlighted potential to significantly increase existing Cu-Zn resources of **6.2Mt @ 1.12% Cu, 1.04% Zn**

Pilbara Lithium Project

- While GreenTech have highly compelling lithium assets, no field activities were undertaken on these projects during the quarter as the primary focus was on Pilbara copper exploration

Corporate

- The Company had ~\$0.7 million cash at December quarter end. The Company completed Tranche 2 of the capital raise announced on 20 November 2024 on 9 January 2025 receiving a further \$1.5 million before costs

Commenting on the December Quarter 2024, GreenTech Metals Executive Director Thomas Reddicliffe said: "GreenTech Metals continues to make significant strides in advancing its exploration initiatives, with our Stage 2 diamond core drilling program well underway at the Whundo Cu-Zn project in the West Pilbara. The results from our Stage 1 RC drilling program have highlighted the substantial potential for resource expansion across the Whundo cluster of VMS-style deposits. With current targeted drilling focusing on down-plunge conductor targets, we're confident that our exploration efforts will continue to uncover valuable mineralisation, potentially growing our current resources significantly beyond the 6.2Mt @ 1.12% Cu and 1.04% Zn. Our commitment to advancing the Pilbara Copper Project remains strong, with further developments anticipated in the coming months. While our lithium projects remain a compelling part of our portfolio, our immediate focus is on copper exploration. We're well-positioned with a solid cash balance to drive these key initiatives forward."

GreenTech Metals Ltd (**ASX:GRE**), ('**GreenTech**' or 'the **Company**') is pleased to present its quarterly activities report for the period ending 31 December 2024.

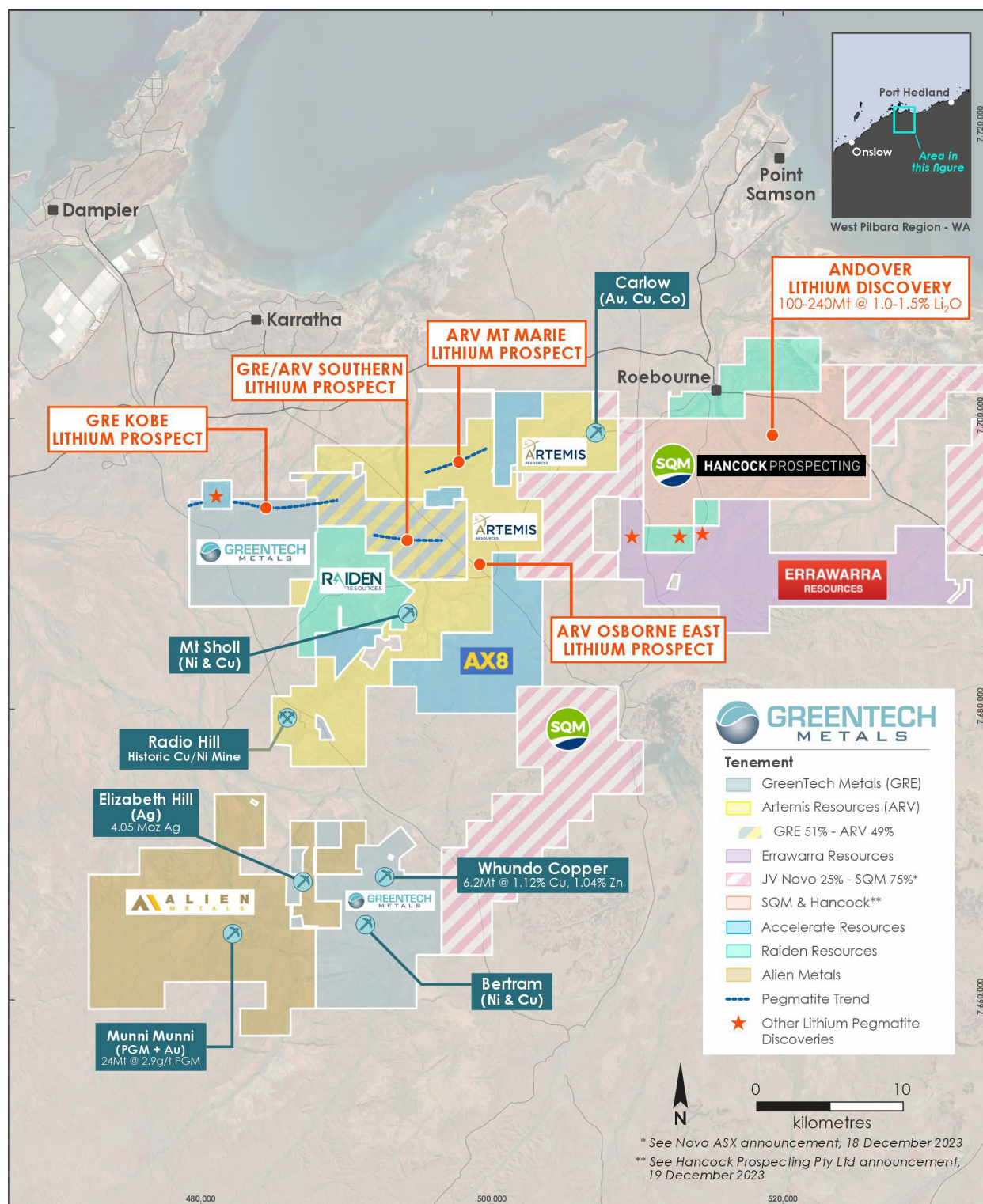


Figure 1: GreenTech Pilbara Projects Location

Operations

GreenTech has a highly prospective, multi-commodity land package with a strong focus in the West Pilbara (**Figure 1**) in Western Australia. The West Pilbara tenement package has an area of 225km².

The Whundo copper-zinc resource expansion drill program was the focus of activities during the quarter. The 100% owned Whundo project is situated on a granted mining lease with processing options potentially being available through the Alliance with ANAX (ASX: ANX) or Artemis Resources' Radio Hill processing plant.

The company's lithium exploration is focused on its Ruth Well project tenements and the adjoining Osborne JV with Artemis Resources Ltd (ASX:ARV)(GRE-51%:ARV-49%). Although there has been a significant retreat of the lithium price, the company believes our tenements remain highly prospective with the discoveries at Kobe and Osborne remaining largely untested below surface. To this end, previous completed heritage clearances will enable the undertaking of future drill programs.

GreenTech's West Pilbara lithium projects are located to the west of and in proximity to Azure Minerals' (ASX:AZS) Andover LCT pegmatite discovery. The West Pilbara is one of the premier jurisdictions for hard rock lithium exploration.

Whundo Copper-Zinc Project (100% GRE)

The Whundo Project is located approximately 40km south-southwest of Karratha and 12.5km southeast of the Radio Hill nickel plant owned by Artemis Resources and which is currently on care and maintenance(**Figure 1**).

The project is estimated to contain a JORC 2012 Indicated and Inferred resource of **6.2Mt @ 1.12% Cu and 1.04% Zn**, for a total 45,000 tonnes Cu and 39,000 tonnes Zn metal in the Indicated category and a total 24,000 tonnes Cu and 25,000 tonnes Zn in the Inferred category (using a 0.2% Cu lower cut-off). ¹

Resource growth potential is supported by the under explored mineral shoots at Austin, Shelby and Yannery prospects which are currently not incorporated into the existing resource. These 3 under explored mineral shoots have a combined FLEM footprint ~ 3 times the combined FLEM footprint of Whundo (East & West) and Ayshia.²

Staged Drill Program

GreenTech commenced a staged follow-up drill program at the Whundo Project in June 2024 with the program completed in July 2024. The aim of this program was to identify potential for additional Cu-Zn resources to underpin a significant upgrade to the scale of the project.

This initial campaign targeted the Cu-Zn prospects at Austin, Shelby and Ayshia (**Figure 2**), with a total of 1,743m drilled. Follow-up downhole electromagnetic (DHEM) surveys were completed on the 3 holes that were successfully drilled to target depth. The results of the DHEM surveys have assisted in the planning of the stage 2 drill program that is currently underway. This program plans to complete up to 4,000m of core drilling.

The Stage 2 drill program commenced in late December 2024 and aims to identify and where possible quantify new resources with the targeting guided by the results of the stage 1 drill program. These new down plunge conductor plates provide potential for significant expansion of the existing Whundo/Ayshia Cu-Zn Mineral Resource³ which currently comprises **6.19Mt @ 1.12% Cu, 1.04% Zn**.⁴

¹ Refer to GRE ASX Announcement 12 April 2023

² Refer to GRE ASX Announcement 9 May 2024

³ Refer to GRE ASX Announcement 19 September 2024

⁴ Refer to GRE ASX Announcement 12 April 2023

The Stage 2 campaign will be followed by downhole electromagnetic (DHEM) surveys on selected drill holes. The results of these DHEM surveys will assist in the planning of follow-up drill holes which may be undertaken as part of this current drill program. Details of the Stage 2 drill program are provided in GRE's ASX announcement titled "Drilling Plans for Resource Expansion Whundo Copper" dated 5 December 2024⁵.

In addition, it is anticipated that new targets may be identified from the results of a high-powered FLEM geophysical survey (**Figure 4**) which was completed in late 2024 and with final results expected to be available in February⁶. The results of this survey could potentially provide options for additional drill targets.

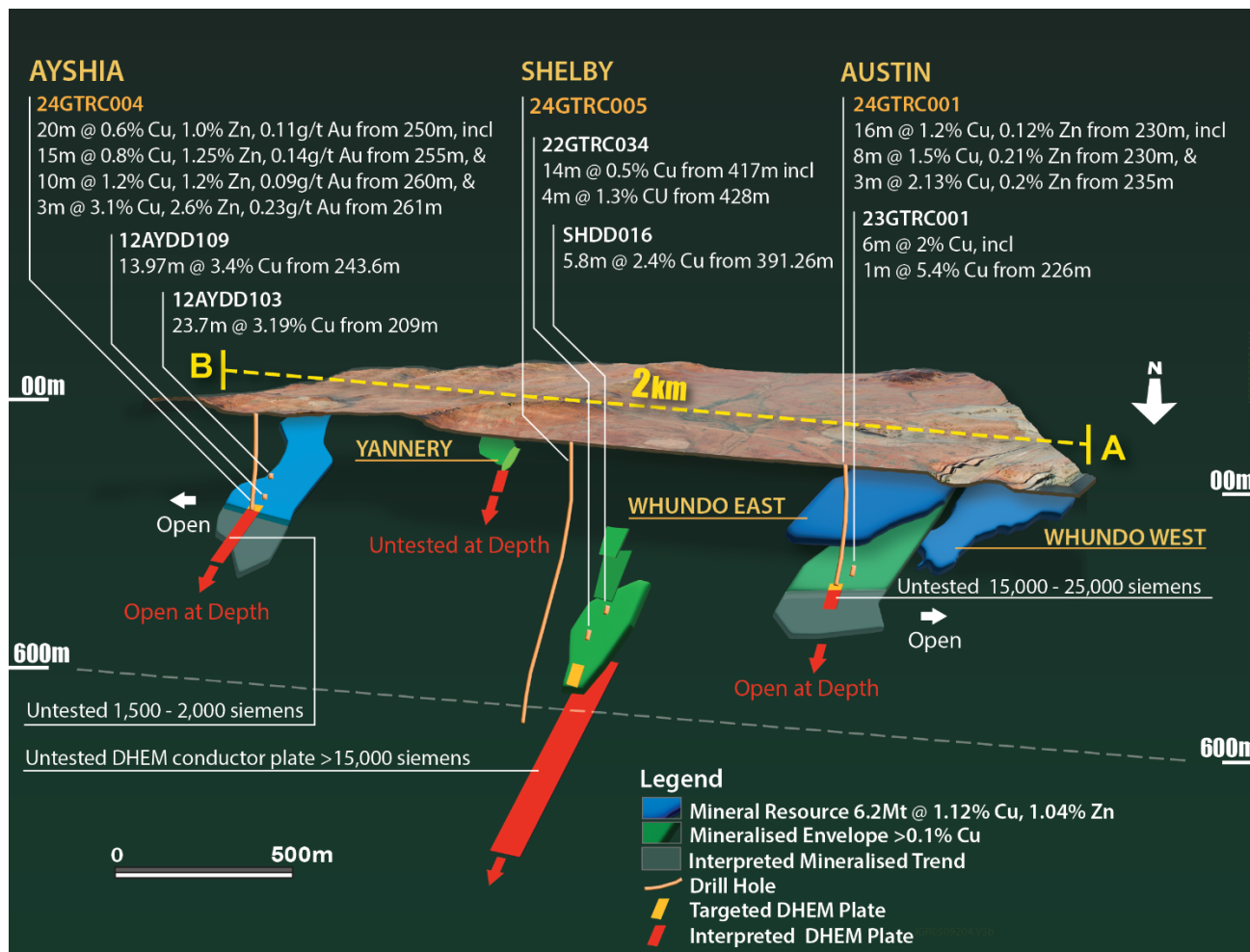


Figure 2: Whundo Cu-Zn VMS Field showing Stage 1 Drill Holes and Results

Mineral Shoots

The mineral shoots to be drilled tested as part of the Stage 2 drill program are discussed below.

Austin

Austin is a plunging mineralised shoot situated some 30m beneath the Whundo East Cu-Zn resource both of which plunge to the north at 30 – 40 degrees. Drill hole 24GTRC001 tested the very strong conductor plate modelled from the DHEM survey completed on previous drill hole 23GTRC001 which was drilled in 2023. Results returned:

⁵ Refer to GRE ASX Announcement 5 December 2024

⁶ Refer to GRE ASX Announcement 11 December 2024

23GTRC001 (2023 Results) ⁷

**19m @ 0.81% Cu and 0.15% Zn from 225m, including
15m @ 1.0% Cu from 226m, and 6m @ 2.0% Cu from 226m,
and 1m @ 5.4% Cu from 226m**

24GTRC001 (2024 Results) ⁸

**16m @ 1.2% Cu, 0.12% Zn, 0.035g/t Au from 230m, including
8m @ 1.5% Cu, 0.21% Zn, 0.039g/t Au from 230m, and
3m @ 2.13% Cu, 0.2% Zn, 0.043g/t Au from 235m**

The DHEM survey completed on hole 24GTRC001 has shown a strong conductive body of 15,000 – 25,000 siemens with a 60m width and extending down-plunge for 60m. The dip of this interpreted conductor is ~35 degrees and is consistent with DHEM survey interpretations from previous drill holes in this area.

These results are considered extremely encouraging given the significant results for both thickness and grade and the fact that the Austin mineralised zone is copper dominant. The size of the Austin surface FLEM conductive response (**Figure 4**) suggests there is potential for Austin to add significantly to Whundo resources.

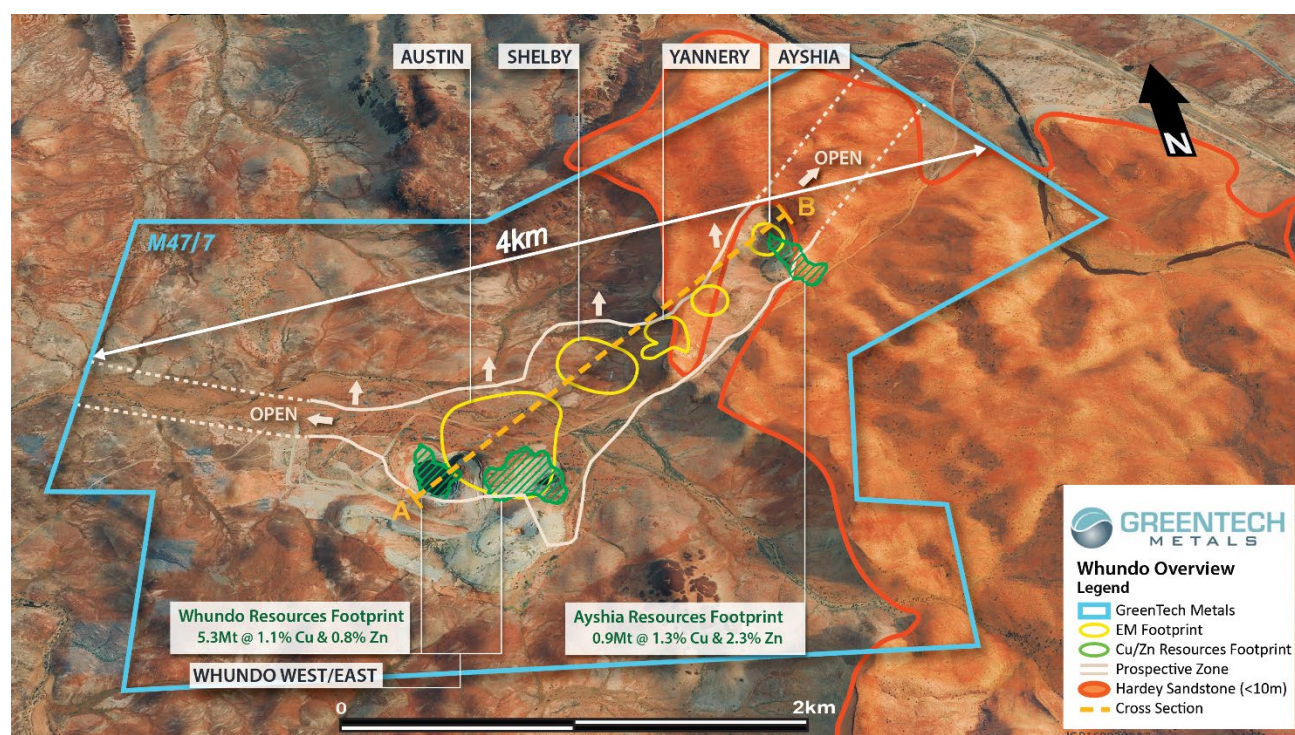


Figure 3: Whundo Cu-Zn VMS Field Showing Prospective Zone

Ayshia

The Ayshia mineralised shoot is located 1500m NE of the Whundo Mine and comprises a JORC 2012 Inferred Resource of **0.92 Mt @ 1.3% Cu, 2.3% Zn, 0.1% Pb, 0.2g/t Au, 12g/t Ag⁹**. This significant copper-zinc resource has been defined down plunge by drilling for a distance of 300m, is up to 100m in width and remains open at depth. Previous drilling has highlighted high copper grades at depth including **23.7m @ 3.2% Cu, 0.4% Zn** from 209m (hole

⁷ Refer to GRE ASX Announcement 3 May 2023

⁸ Refer to GRE ASX Announcement 19 September 2024

⁹ Refer to GRE ASX Announcement 11 May 2022

12AYDD103) and **13.97m @ 3.4% Cu** from 243.63m (hole 12AYDD109)¹⁰. Results from drill hole 24GTRC004 are shown below:

24GTRC004¹¹

**10m @ 1.2% Cu, 1.2% Zn, 0.09g/t Au from 260m, including
3m @ 3.1% Cu, 2.6% Zn, 0.23g/t Au from 261m**

The DHEM survey completed on hole 24GTRC004 has shown a moderately conductive body of 1,500 – 2,500 siemens with a 25m - 35m width and a down-plunge strike of 200m. The dip of this interpreted conductor is 40 – 50 degrees indicating that the plunge of the Ayshia mineralised shoot is steepening compared to near surface.

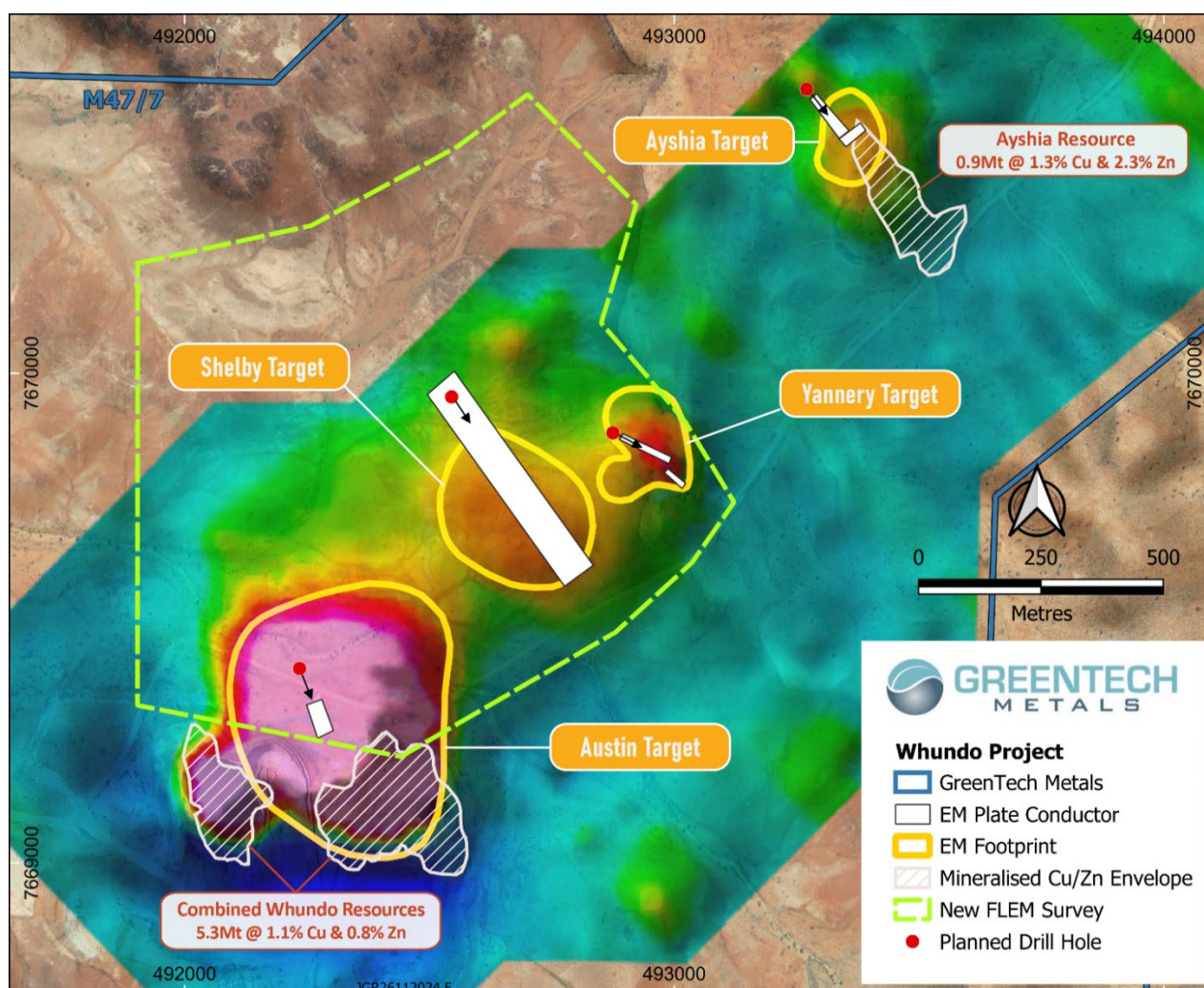


Figure 4: Whundo Resources, Prospects and Drill Targets over Electromagnetic Image (FLEM)

Shelby DHEM Conductor

In 2022 GreenTech completed follow-up drill hole 22GTRC034 which reported 14m @ 0.5% Cu from 417m¹². The most recent drill hole 24GTRC005 was drilled to test a conductor target interpreted from the DHEM (down hole electromagnetic) survey completed on drill hole 22GTRC034. Due to deviation of the drill hole the target was not intersected and the hole terminated at 648m depth. Despite this, the subsequent DHEM survey results conducted on

¹⁰ Refer to GRE ASX Announcement 11 May 2022

¹¹ Refer to GRE ASX Announcement 19 September 2024

¹² Refer to GRE ASX Announcement 22 November 2022

drill hole 24GTRC005 has highlighted a highly conductive plunging conductor plate measuring >400m x ~50-100m¹³.

It is not known at this stage whether this is a separate conductor plate to the previously identified mineralised horizon intersected in drill holes 22GTRC034 and SHDD016 or a potentially new deeper mineralised horizon. The conductor plate identified in hole 22GTRC034 has a 5,000 – 10,000 siemens conductive response¹⁴ compared to the significantly greater 15,000 siemens conductor identified by the DHEM survey for 24GTRC005.

Shelby drilling has previously demonstrated potential for both thickness and high grade and could potentially add significantly to the combined Whundo resources.

Next steps

The aim of this staged drill program is to test the potential for a significant increase in the Whundo Mineral Resource from the current 6.2Mt. Planning is underway for a follow-up drill program aimed at continuing to test the depth potential of the mineralisation at Austin, Ayshia, Yannery and Shelby.

The second stage of the drill program will continue to target the under-explored mineralised prospects once the new drill sample and DHEM survey data has been incorporated into the individual deposit models (**Figure 4**).

The aim of the program, initially guided by a project review completed in early-May which identified the potential for significant expansion of the existing Whundo/Ayshia Mineral Resource¹⁵, remains unchanged and is focused on identifying and where possible quantifying new resources.

The identified targets present potential to significantly increase existing Cu-Zn resources of **6.2Mt @ 1.12% Cu, 1.04% Zn**.¹⁶

Pilbara Lithium Projects

During the quarter no field-based lithium exploration activities were undertaken on these projects.

While the primary focus during the period was on Pilbara copper exploration and despite a significant retreat in the lithium price, GreenTech remains of the strong belief that its tenements are highly prospective with the discoveries at Kobe and Osborne remaining largely untested below surface. In addition, the lithium soil trends identified at Kobe South are now sufficiently defined to allow drill testing of the higher-grade zones aimed at identifying associated pegmatite occurrences.

The Company has approved programs of work (PoW's) and all heritage clearances have been completed which will facilitate future drill programs on the project tenements.

Windimurra / Fraser Range / Dundas

The Company continues to assess the prospectivity of these projects and also the opportunity to divest or to enter into joint ventures to maximise returns to shareholders.

¹³ Refer to GRE ASX Announcement 19 September 2024

¹⁴ Refer to GRE ASX Announcement 21 December 2022

¹⁵ Refer to GRE ASX Announcement 9 May 2024

¹⁶ Refer to GRE ASX Announcement 12 April 2023

Corporate

Capital raising and cash

The Company announced a capital raising on 20 November 2024 comprising \$2.3 million in cash and up to \$1 million in a "drill for equity" facility.

The Company issued 10,000,000 shares at \$0.08 per share on 27 November 2024 raising \$0.8 million before costs, and a further 18,750,000 shares at \$0.08 per share subsequent to year end, raising a further \$1.5 million before costs.

In addition, the Company issued 14,375,000 options on the basis of one option for every two new shares issued with exercise price \$0.12 and expiry date 9 January 2025, and 15,000,000 options to brokers on the same terms. The Company is making application to ASX to list the options.

The Company had ~\$0.7 million cash at December quarter end. The Company completed Tranche 2 of the capital raise announced on 20 November 2024 on 9 January 2025 receiving a further \$1.5 million before costs.

Finance and use of funds

The Company spent \$624,000 on exploration during the quarter.

Note 6 to Appendix 5B

Payments to related parties of the entity and their associates: during the June 2024 quarter \$67,000 was paid to Directors and associates for director and consulting fees.

This announcement is approved for release by the Board of Directors.

ENDS

For Further Information:

Mr Thomas Reddicliffe
Executive Director
GreenTech Metals Limited
+61 8 6261 5463
Info@greentechmetals.com

David Tasker
Media & Investor Relations
Chapter One Advisors
+61 433 112 936
dtasker@chapteroneadvisors.com.au

About GreenTech Metals Limited

The Company is an exploration and development company primarily established to discover, develop and acquire Australian and overseas projects containing minerals and metals that are used in the battery storage and electric vehicle sectors. The Company's founding projects are focused on the lithium, copper, nickel and cobalt potential within the West Pilbara and Fraser Range Provinces.

The green energy transition that is currently underway will require a substantial increase in the metals supply of these minerals and metals for the electrification of the global vehicle fleet and for the massive investment in the electrical grid and renewable energy infrastructure and storage.

Caution regarding Forward Looking Information

This document contains forward looking statements concerning GreenTech Metals Limited. Forward looking statements are not statements of historical fact and actual events and results may differ materially from those described in the forward-looking statements as a result of a variety of risks, uncertainties and other factors. Forward looking statements in this document are based on GreenTech's beliefs, opinions and estimates as of the dates the forward-looking statements are made, and no obligation is assumed to update forward looking statements if these beliefs, opinions or estimates should change or to reflect other future developments.

Competent Person Statement

Philip Alan Jones BAppSc (App. Geol), MAIG, MAusIMM is an Independent Consultant and Competent Person as defined by the JORC Code 2012 Edition, having more than five years of experience that is relevant to the style of mineralisation and type of deposit described in the Report and accepts responsibility for the activities he has undertaken and described. He is a member of both the Australasian Institute of Mining and Metallurgy and the Australian Institute of Geoscientists. Phil Jones consents to the inclusion in the report of the information prepared by him in the form and context in which it appears.

Thomas Reddicliffe, BSc (Hons), MSc, a Director and Shareholder of the Company, is a Fellow of the AUSIMM, and has sufficient experience which is relevant to the style of mineralisation and type of deposit under consideration to qualify as a Competent Person as defined in the 2012 edition of the 'Australasian Code for Reporting of Exploration Results, Mineral Resources and Ore Reserves'. Thomas Reddicliffe consents to the inclusion in the report of the information in the form and context in which it appears.

ASX Announcements referred to in this report:

- Whundo copper-zinc project increases resource tonnes by 72%, 12 April 2023 (ASX:GRE)
- Assays Confirm 19m Thick Copper Mineralised Zone at Austin, 3 May 2023 (ASX:GRE)
- Review Confirms Whundo Resource Potential, 9 May 2024 (ASX:GRE)
- Large Conductor at Shelby Identified by DHEM, 13 August 2024 (ASX:GRE)
- Whundo Copper Results Indicate Significant Growth, 19 September 2024 (ASX:GRE)
- Drilling Planned for Resource Expansion Whundo Copper, 5 December 2024 (ASX:GRE)
- FLEM Survey Targets Resource Extension at Whundo Copper, 11 December 2024 (ASX:GRE)
- Maiden JORC 2012 MRE at Ayshia Cu-Zn Deposit, 11 May 2022 (ASX:GRE)
- Update on Testing Targets at Whundo Cu-Zn Project, 22 November 2022 (ASX:GRE)
- DHEM Highlights New Targets at Shelby and Austin, 21 December 2022 (ASX:GRE)

Annexure 1: GreenTech Metals Limited – tenements held directly by GreenTech Metals Limited or subsidiary companies as at 31 December 2024

Project	Tenement Details	Acquired during quarter	Disposed of during quarter	Held at end of quarter	State/ Country
Ruth Well	E47/3340, E47/3390, E47/3487, E47/3341, P47/1929 & P47/1998	-	-	100%	Western Australia
Elysian	E47/3534, E47/3535, E47/3564, P47/1832 & P47/1881	-	-	100%	Western Australia
Dundas	E63/1914	-	-	100%	Western Australia
Mawson south	E28/2858	-	-	100%	Western Australia
Windimurra	E58/0532	-	-	100%	Western Australia
Whundo	M47/7, M47/9 & L47/163	-	-	100%	Western Australia
Bertram	E47/4310	-	-	100%	Western Australia
Osborne	E47/3719	-	-	51%	Western Australia

Appendix 5B

Mining exploration entity or oil and gas exploration entity quarterly cash flow report

Name of entity

Greentech Metals Limited

ABN

14 648 958 561

Quarter ended ("current quarter")

31 December 2024

Consolidated statement of cash flows		Current quarter \$A'000	Year to date (6 months) \$A'000
1.	Cash flows from operating activities		
1.1	Receipts from customers		
1.2	Payments for		
	(a) exploration & evaluation	-	-
	(b) development	-	-
	(c) production	-	-
	(d) staff costs	-	-
	(e) administration and corporate costs	(452)	(801)
1.3	Dividends received (see note 3)	-	-
1.4	Interest received	2	5
1.5	Interest and other costs of finance paid	-	-
1.6	Income taxes paid	-	-
1.7	Government grants and tax incentives	-	-
1.8	Other (provide details if material)	-	-
1.9	Net cash from / (used in) operating activities	(450)	(796)
2.	Cash flows from investing activities		
2.1	Payments to acquire or for:		
	(a) entities	-	-
	(b) tenements	-	-
	(c) property, plant and equipment	-	-
	(d) exploration & evaluation	(624)	(1,193)
	(e) investments	-	-
	(f) other non-current assets	-	-

Consolidated statement of cash flows		Current quarter \$A'000	Year to date (6 months) \$A'000
2.2	Proceeds from the disposal of:		
	(a) entities	-	-
	(b) tenements	-	-
	(c) property, plant and equipment	-	-
	(d) investments	-	-
	(e) other non-current assets	-	-
2.3	Cash flows from loans to other entities	-	-
2.4	Dividends received (see note 3)	-	-
2.5	Other –	-	-
2.6	Net cash from / (used in) investing activities	(624)	(1,193)

3.	Cash flows from financing activities		
3.1	Proceeds from issues of equity securities (excluding convertible debt securities)	-	-
3.2	Proceeds from issue of convertible debt securities	800	800
3.3	Proceeds from exercise of options	-	-
3.4	Transaction costs related to issues of equity securities or convertible debt securities	(40)	(40)
3.5	Proceeds from borrowings	-	-
3.6	Repayment of borrowings	-	-
3.7	Transaction costs related to loans and borrowings	-	-
3.8	Dividends paid	-	-
3.9	Other – funds received in advance of share issue	109	109
3.10	Net cash from / (used in) financing activities	869	869

4.	Net increase / (decrease) in cash and cash equivalents for the period		
4.1	Cash and cash equivalents at beginning of period	907	1,822
4.2	Net cash from / (used in) operating activities (item 1.9 above)	(450)	(796)
4.3	Net cash from / (used in) investing activities (item 2.6 above)	(624)	(1,193)
4.4	Net cash from / (used in) financing activities (item 3.10 above)	869	869

Mining exploration entity or oil and gas exploration entity quarterly cash flow report

Consolidated statement of cash flows		Current quarter \$A'000	Year to date (6 months) \$A'000
4.5	Effect of movement in exchange rates on cash held	-	-
4.6	Cash and cash equivalents at end of period*	702	702

*A further \$1.5 million, before costs, was received in January 2025 – as part of the capital raise announce on 20 November 2024.

5.	Reconciliation of cash and cash equivalents at the end of the quarter (as shown in the consolidated statement of cash flows) to the related items in the accounts	Current quarter \$A'000	Previous quarter \$A'000
5.1	Bank balances	702	907
5.2	Call deposits	-	-
5.3	Bank overdrafts	-	-
5.4	Other (provide details)	-	-
5.5	Cash and cash equivalents at end of quarter (should equal item 4.6 above)*	702	907

*A further \$1.5 million, before costs, was received in January 2025 – as part of the capital raise announce on 20 November 2024.

6.	Payments to related parties of the entity and their associates	Current quarter \$A'000
6.1	Aggregate amount of payments to related parties and their associates included in item 1	67
6.2	Aggregate amount of payments to related parties and their associates included in item 2	
Note: if any amounts are shown in items 6.1 or 6.2, your quarterly activity report must include a description of, and an explanation for, such payments.		

7.	Financing facilities <i>Note: the term "facility" includes all forms of financing arrangements available to the entity.</i> <i>Add notes as necessary for an understanding of the sources of finance available to the entity.</i>	Total facility amount at quarter end \$A'000	Amount drawn at quarter end \$A'000
7.1	Loan facilities		
7.2	Credit standby arrangements		
7.3	Other (please specify)		
7.4	Total financing facilities		
7.5	Unused financing facilities available at quarter end		
7.6	Include in the box below a description of each facility above, including the lender, interest rate, maturity date and whether it is secured or unsecured. If any additional financing facilities have been entered into or are proposed to be entered into after quarter end, include a note providing details of those facilities as well.		

8.	Estimated cash available for future operating activities	\$A'000
8.1	Net cash from / (used in) operating activities (item 1.9)	(450)
8.2	(Payments for exploration & evaluation classified as investing activities) (item 2.1(d))	(624)
8.3	Total relevant outgoings (item 8.1 + item 8.2)	(1,074)
8.4	Cash and cash equivalents at quarter end (item 4.6)	702
8.5	Unused finance facilities available at quarter end (item 7.5)	-
8.6	Total available funding (item 8.4 + item 8.5)	702
8.7	Estimated quarters of funding available (item 8.6 divided by item 8.3) <i>Note: if the entity has reported positive relevant outgoings (ie a net cash inflow) in item 8.3, answer item 8.7 as "N/A". Otherwise, a figure for the estimated quarters of funding available must be included in item 8.7.</i>	0.65
8.8	If item 8.7 is less than 2 quarters, please provide answers to the following questions:	
8.8.1	Does the entity expect that it will continue to have the current level of net operating cash flows for the time being and, if not, why not? <div style="border: 1px solid black; padding: 5px; margin-top: 5px;"> Answer: Yes, following a successful capital raise the Company is drilling targets at its Whundo Copper prospect. </div>	
8.8.2	Has the entity taken any steps, or does it propose to take any steps, to raise further cash to fund its operations and, if so, what are those steps and how likely does it believe that they will be successful? <div style="border: 1px solid black; padding: 5px; margin-top: 5px;"> Answer: The Company received a further \$1.5 million in January 2025, as part of the capital raise announced on 20 November 2024. On receipt of these funds the Company would have approximately 2 quarters funds on hand. </div>	

8.8.3 Does the entity expect to be able to continue its operations and to meet its business objectives and, if so, on what basis?

Answer: Yes, following a successful capital raise the Company expects that it will continue to meet its business and exploration objectives.

Note: where item 8.7 is less than 2 quarters, all of questions 8.8.1, 8.8.2 and 8.8.3 above must be answered.

Compliance statement

- 1 This statement has been prepared in accordance with accounting standards and policies which comply with Listing Rule 19.11A.
- 2 This statement gives a true and fair view of the matters disclosed.

Date: 31 January 2025

The board of directors

Authorised by:
(Name of body or officer authorising release – see note 4)

Notes

1. This quarterly cash flow report and the accompanying activity report provide a basis for informing the market about the entity's activities for the past quarter, how they have been financed and the effect this has had on its cash position. An entity that wishes to disclose additional information over and above the minimum required under the Listing Rules is encouraged to do so.
2. If this quarterly cash flow report has been prepared in accordance with Australian Accounting Standards, the definitions in, and provisions of, *AASB 6: Exploration for and Evaluation of Mineral Resources* and *AASB 107: Statement of Cash Flows* apply to this report. If this quarterly cash flow report has been prepared in accordance with other accounting standards agreed by ASX pursuant to Listing Rule 19.11A, the corresponding equivalent standards apply to this report.
3. Dividends received may be classified either as cash flows from operating activities or cash flows from investing activities, depending on the accounting policy of the entity.
4. If this report has been authorised for release to the market by your board of directors, you can insert here: "By the board". If it has been authorised for release to the market by a committee of your board of directors, you can insert here: "By the [name of board committee – eg Audit and Risk Committee]". If it has been authorised for release to the market by a disclosure committee, you can insert here: "By the Disclosure Committee".
5. If this report has been authorised for release to the market by your board of directors and you wish to hold yourself out as complying with recommendation 4.2 of the ASX Corporate Governance Council's *Corporate Governance Principles and Recommendations*, the board should have received a declaration from its CEO and CFO that, in their opinion, the financial records of the entity have been properly maintained, that this report complies with the appropriate accounting standards and gives a true and fair view of the cash flows of the entity, and that their opinion has been formed on the basis of a sound system of risk management and internal control which is operating effectively.