

ASX Release 10 April 2025

Production and Sales update at Resources Rising Stars

Boss Energy Limited (ASX: BOE; OTCQX: BQSSF) will be presenting at the Resources Rising Stars conference on 10 April 2025. Given the recent disclosure of actual and forecast production results at the analysts Honeymoon site tour on 26 March 2025, Boss Energy now provides actual production and sales results for the quarter ended 31 March 2025. Further details on costs will be provided in the March 2025 quarterly report, scheduled to be released on Tuesday, 29 April 2025.

Boss Managing Director Duncan Craib said: *“Strong uranium production from the Honeymoon operation was delivered during the quarter. This totalled 295.8k lbs drums produced, representing a 116% increase from the prior quarter. The operation ramp-up is continuing to plan as we look forward to meeting our guidance of 850,000 lbs for year to June 30.”*

“We also achieved strong sales of product during the quarter of 268,000 lbs of uranium at an average sales price of USD\$84/lb which has generated USD\$22.4M of cash. Uranium inventory on hand at March 31 was 1.12M lbs.”

Production

Boss remains on track to deliver 850,000 lbs of U₃O₈ drummed for the financial year ended 30 June 2025. During the quarter Boss produced 246,869 lbs IX production and 295,819 lbs U₃O₈ drummed which represents growth of 31,550 lbs (15 per cent) in IX production and 158,735 lbs (116 per cent) in U₃O₈ drummed.

Table 1: Operational physicals for the December 2024 Quarter as compared to the September Quarter 2024

Key Metric Quarter ended	Unit	March Q3 FY25	December Q2 FY25
Wellfields online		3	2
IX Columns operational		3	2
IX Flow (total) ¹	(m ³)	1,088,704	861,204
PLS to IX tenor (weighted average) ²	(U ₃ O ₈ mg/l)	108	116
IX Recovery (weighted average)	(%)	95.5	97.8
IX Production (total) ¹	(lbs)	246,869	215,319
U ₃ O ₈ Drummed (total)	(lbs)	295,819	137,084

Notes: (1) Conversions: There are 1,000 litres per m³ and 0.00000220462 lbs per mg.

(2) the tenors being achieved from initial wellfields exceed the average LOM tenors forecast in the Feasibility Study should not be extrapolated across the LOM.

FOR FURTHER INFORMATION PLEASE CONTACT:

Boss Energy Limited
ABN 38 116 834 336

Level 1, 420 Hay Street, Subiaco
Western Australia 6008

Duncan Craib - Managing Director/ CEO
+61 (08) 6263 4494

Paul Armstrong – Public Relations
+61 (08) 9388 1474

ASX: BOE
OTCQX: BQSSF

www.bossenergy.com
X@Boss_Energy

During the quarter, U₃O₈ drummed exceeded IX production as a portion of the inventory accumulated in previous quarters was processed through the drying and packing stage during the quarter.

A number of key milestones were delivered during the quarter as part of the ramp-up plan including bringing in production from Wellfield B3 and commencing operations from IX Column 3 towards the back-end of the quarter. Kiln 2 was also commissioned and became operational during the quarter.

During the quarter there were some commissioning challenges with the kiln and baghouse (which form a part of the drying and packing stage) resulting in some unplanned downtime during the quarter. These challenges continue to be resolved but are not expected to impact Boss' guidance target of 850,000 lbs U₃O₈ in FY 2025.

Despite the challenges noted above, Boss delivered record production during February of 123,188 lbs U₃O₈ drummed which represents an annualised run-rate of ~1.5M lbs. This provides Boss confidence on delivery of the ramp-up plan as we test the plant capability.

Sales and loan repayments

During the quarter, Boss received USD\$22.4M in cash, related to a sale of 150k lbs to a utility customer and the repayment of half of the loaned material to enCore Energy Corp (enCore), plus interest of 9 per cent on the total loaned material to enCore of 200,000 lbs.

Table 2: Uranium sales data for the quarter ended 31 March 2025

3Q25	Volume	Cash received	
Unit	lbs	USD/lb	USD (000's)
Sales	150,000	70	10,525
Loan repayment	118,000	101	11,864
Total / Weighted Average	268,000	84	22,389

The remainder of the material loaned to enCore (100,000 lbs), plus interest of 9 per cent, will be repaid by 27 June 2025 at the equivalent of USD\$101/lb, equating to a total repayment of USD\$10,353,967.

This ASX announcement was approved and authorised by the CEO on behalf of the Board of Boss Energy Limited.

For further information, contact:

Duncan Craib
Chief Executive Officer
P: +61 (8) 6263 4494
E: boss@bossenergy.com

For media enquiries, contact:

Paul Armstrong
Read Corporate
P: +61 (8) 9388 1474
E: info@readcorporate.com



A global multi-mine Uranium producer

First mover advantage in a rising Uranium market

Resources Rising Stars Presentation

10 APRIL 2025

ASX: BOE | OTCQX: BQSSF

bossenergy.com



Boss remains well positioned in a volatile market

Resilient with first mover advantage



Strong Balance Sheet

- \$252 million in cash and liquid assets, ~57% of capital raised. Of this, \$65 million is held in cash.¹
- Boss has no requirement for external capital and does not have debt.



Strong Uranium Price

- The U₃O₈ Term Price is at an all time high in AUD terms (AU\$127/lb).²
- Q3 2025 blended uranium sales price achieved of AUD 134/lb or USD 84/lb U₃O₈



Production on Track

- **Production:** On track to meet production guidance of 850k lbs in FY25.
- **Cost:** On track³ to meet 2H25 C1 cost guidance of AUD37-41/lb (implying C1 margin of 68%-71% based on Term Price).



Tariff Exempted

- U₃O₈ on the Annex II list of the Executive Order⁴ which exempts uranium ores, concentrates, metals and compounds from additional tariffs.

Notes:

1. As at 31 December 2024
2. Source: UxC, LLC, RBA (AUD/USD 0.628 as at 31 March 2025)
3. Based on actual costs to 28 February 2025
4. <https://www.whitehouse.gov/presidential-actions/2025/04/regulating-imports-with-a-reciprocal-tariff-to-rectify-trade-practices-that-contribute-to-large-and-persistent-annual-united-states-goods-trade-deficits/>



An International multi-mine ISR producer in Two tier One locations

Global Uranium Platform in Tier 1 Locations

Honeymoon (100% ownership)

2.45Mlbs U₃O₈ p.a.

South Australia



Uranium friendly state

Shipped and cash received



250K lbs U₃O₈ shipped
~US\$53.5M cash received

Alta Mesa (30% ownership)

1.5Mlbs U₃O₈ p.a.

Texas



Uranium friendly state

Drummed and delivered



64K lbs U₃O₈ delivered

IX process proven



Key metrics already exceeding
Feasibility Study forecasts

Ramp up per schedule




Ramp up to 2.45Mlb/annum
proceeding to plan

Proven management team



Some of the most experienced ISR
and IX operators in the USA

Exceptional drilling results



Significantly exceeds the cutoff grade
required for ISR



An International multi-mine ISR producer in Two tier One locations

With a pipeline of growth opportunities

Boss Energy - Australian exploration

South Australia

- Uranium friendly state
- Completed infill drilling at for the Gould's Dam and Jasons satellite deposits
- Consultants engaged to produce a mineral resource update for the Gould's Dam and Jasons (Q3 FY2025)
- Continue to generate exploration targets around the Honeymoon operation, aimed at identifying high-priority targets that could represent additional undiscovered resources

Northern Territory

- Uranium friendly state
- Earn-in agreement with the Eclipse Group for the Liverpool Uranium Project in the highly prospective Alligator Rivers Uranium Field
- Agreement has been structured so Boss can systematically progress the work through a number of stages and decision points before expenditure commitments

19.4% Shareholder of Laramide Resources

Queensland & Northern Territory

- Uranium friendly state
- Flagship asset is the Westmoreland Uranium Project; one of the largest and highest-quality uranium development projects in Australia ~ MRE of 65.8M lbs U_3O_8 ²
- Murphy Project is comprised of strategically located uranium tenements over 683 km² in the Northern Territory

United States & Kazakhstan

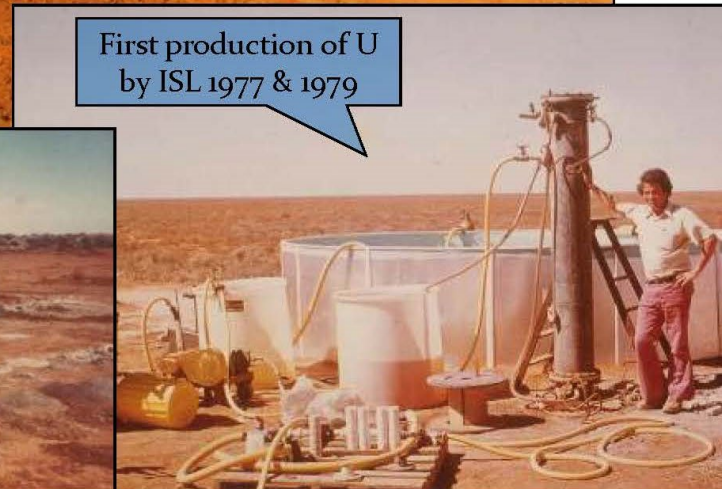

- Uranium friendly jurisdictions
- Churchrock-Crownpoint ISR uranium project in New Mexico
- La Sal Project, a conventional hard-rock asset in Utah
- La Jara Mesa ISR Project in New Mexico
- Large greenfield uranium exploration opportunity in Kazakhstan featuring a 6,000 km² land position in prolific Chu-Sarysu Basin.

Note: (2) Refer to Laramide's ASX Announcement "Laramide MRE Update for Westmoreland Uranium Project (amended)" released on 7 March 2025

Building mines takes time....

Honeymoon took half a century from discovery to being a commercially viable mine...

Honeymoon Uranium Mine History



First production of U
by ISL 1977 & 1979

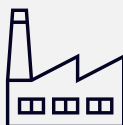




Honeymoon remains on track to deliver 850Klbs in FY2025


Honeymoon Highlights

Key ramp up milestones delivered



- 295,819 lbs of U_3O_8 drummed (up 116% from December quarter) and 246,869 lbs IX production (up 15%)
- NIMCIX column 3 ramping up; Columns 1 and 2 operating at nameplate capacity
- Kiln 2 commissioned and operating
- Commercial production declared, effective 1 January 2025

Strong Financial Position



- \$252 million in cash and liquid assets¹, representing 57 per cent of capital raised. Of this, \$65 million is held in cash²
- Received cash for 268,000 lbs in March quarter at a realised price of USD84/lb (previous quarter 200,000 lbs at USD77.5/lb)
- Continued disciplined approach to contracting with ~85% of Honeymoon product remaining uncontracted
- 2H FY25 C1 cost guidance set at \$37-41/lb (USD \$23-25/lb)

Further ramp up and growth initiatives underway



- Remain on track to deliver 850k lbs of U_3O_8 drummed in FY2025
- Wellfield 3 commissioned and in use
- Progressing initiatives to further derisk production ramp up
- Material inventory on hand of 1.21 million lbs² U_3O_8

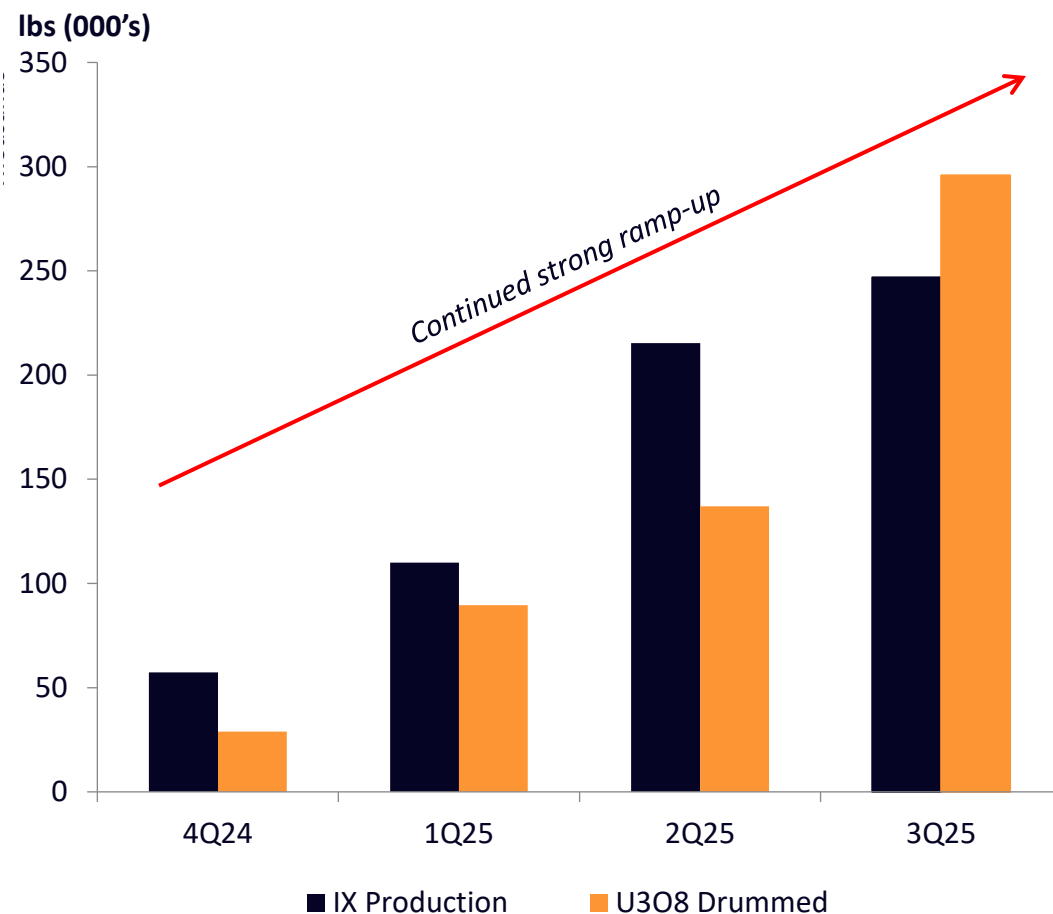
Notes

1. As at 31 December 2024
2. As at 31 March 2025

Strong quarterly production growth keeps Boss on track to meet guidance

Production Results

HONEYMOON QUARTERLY PRODUCTION



HONEYMOON PRODUCTION (3Q25)

- **Delivered strong quarterly growth** in U_3O_8 drummed of 159k lbs (116%) and growth in IX production of 32k lbs (15%) as compared to the December 2025 quarter.
- **Remain on track** to deliver 850k lbs U_3O_8 drummed for FY25
- U_3O_8 drummed exceeded IX production as inventory accumulated in previous quarters was processed through increased drying and packing capacity.
- Commissioning of the kiln and baghouse (as part of the drying and packing area) took longer than expected during the quarter. These challenges are being resolved and not expected to impact ramp up targets.
- Despite noted commissioning challenges, record production during February of 123k lbs drummed represents an annualised run-rate of ~1.5m lbs



NIMCIX Columns:

#1 & 2 operating at namplate

#3 commenced production March 2025

#4 & 5 being installed, to be commissioned Q3 2025

Wellfields

Construction ahead of schedule

#B1 & 2 in production

#B3 started production March 2025

#B4 scheduled for production 1QFY26

#B5 scheduled for production 2QFY26

#B6 scheduled for production 3QFY26

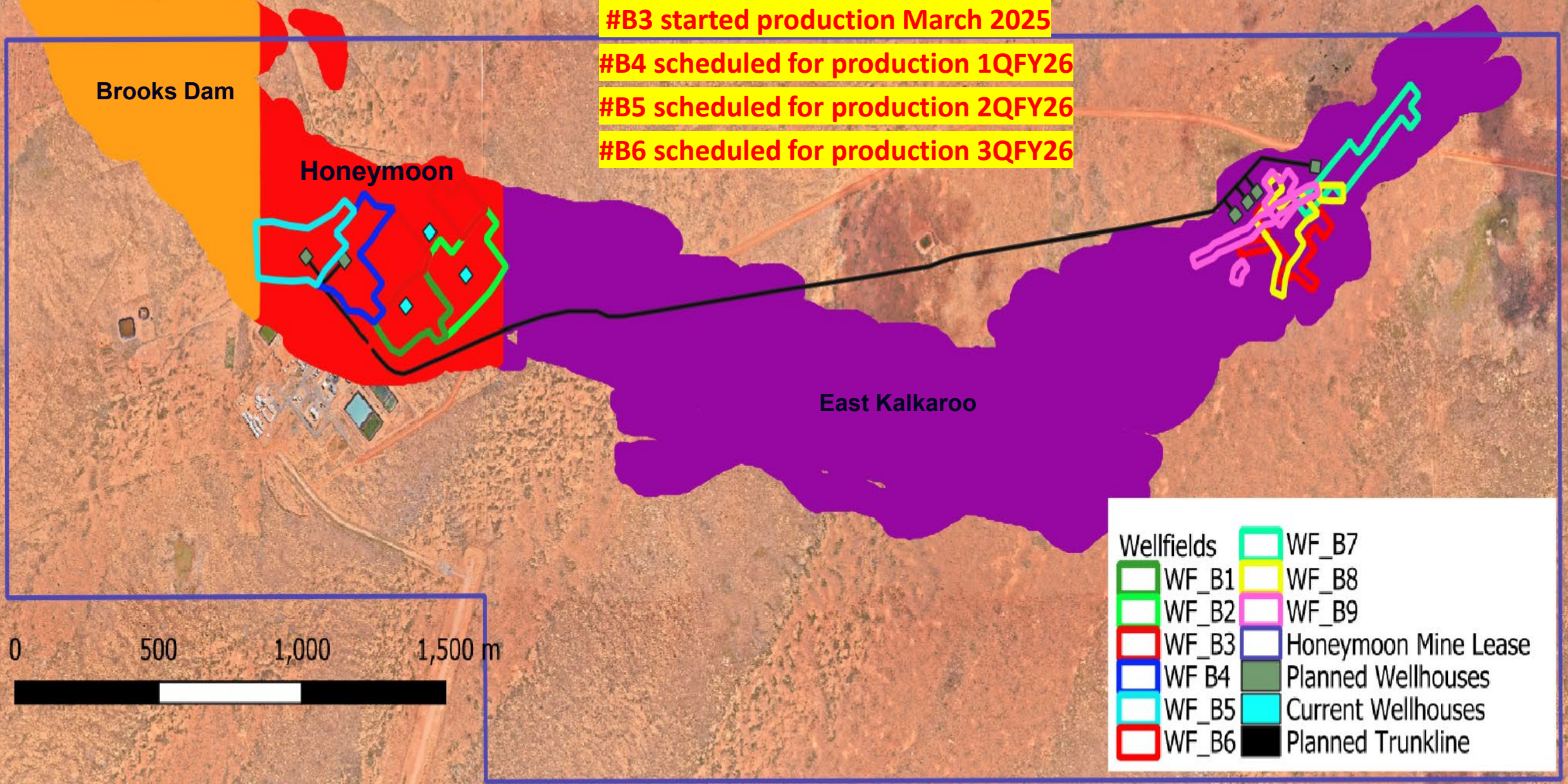
Brooks Dam

Honeymoon

East Kalkaroo

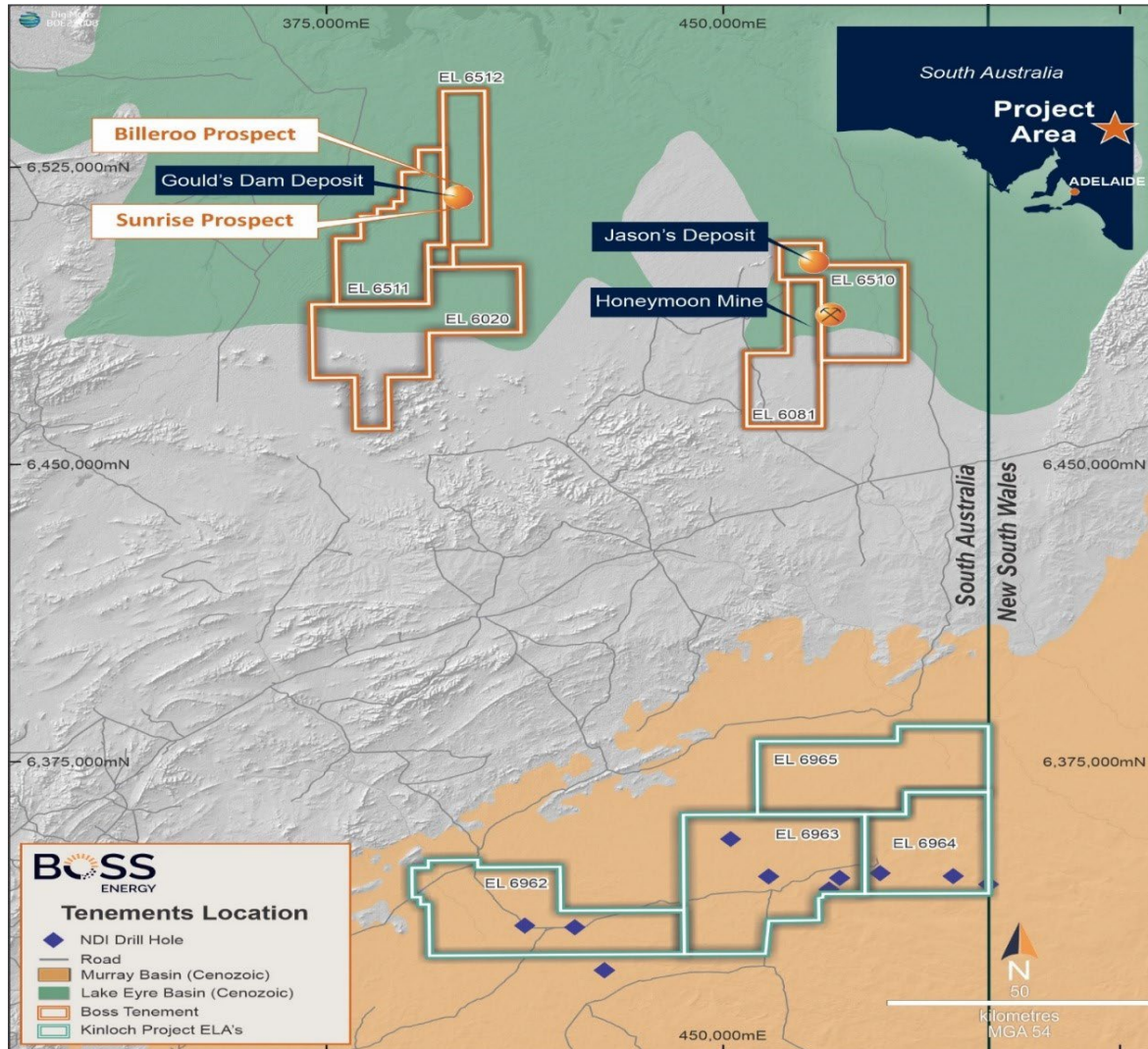
0 500 1,000 1,500 m

Wellfields	WF_B7
WF_B1	WF_B8
WF_B2	WF_B9
WF_B3	Honeymoon Mine Lease
WF_B4	Planned Wellhouses
WF_B5	Current Wellhouses
WF_B6	Planned Trunkline



Exploration focussed on increasing production rate and mine life

Exploration



"These satellite deposits have the potential to drive growth as well as enabling us to leverage existing infrastructure and further capitalise on the opportunity presented by growing global demand for uranium from tier-one locations"

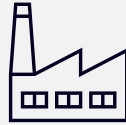
ALTA MESA



Alta Mesa continues to ramp up to nameplate capacity of 1.5 million pounds


Alta Mesa Highlights

Key ramp up milestones delivered



- Grand opening celebration of the Alta Mesa Uranium Plant with George W. Bush, the 43rd President of the United States, 8th October 2024
- Alta Mesa's first IX circuit is operating at nameplate capacity, with the second IX circuit commencing production in March 2025 and the third IX circuit planned to be online in 2026
- Wellfield solution head grades at Alta Mesa peaked at approximately 140 mg/l U_3O_8 and averaged approximately 65 mg/l U_3O_8

Current production update



- Uranium capture of 50,000 lbs U_3O_8 uranium realised between March 6 and March 31, 2025; (Boss' share of this production is 30 per cent)
- Average daily capture rate for the last 26 days of March 2025 in excess of 1,900 pounds of uranium per day; the highest rate since the plant returned to operations in June 2024
- Acceleration of enCore's August 2025 contract delivery requirements to May 2025 due to the improved uranium capture at the Alta Mesa

Further ramp up and growth initiatives underway



- Alta Mesa is ramping up to an annualised production rate of 1.5 million pounds U_3O_8 (of which Boss is entitled to 30%, to sell as its own inventory, unencumbered)
- Alta Mesa Project, which consists of over 200,000 acres plus the central processing plant and wellfields, is managed by experienced uranium producer, and partner, enCore
- Progressing initiatives to further derisk production ramp up



Market Update

Market and Sales update

Q3 2025 blended uranium sales price achieved of AUD 134/lb or USD 84/lb U₃O₈

3Q25 Cash Receipts	Volume	Cash received	Cash per pound	
	lbs	USD (000's)	USD	AUD ¹
Sales	150,000	10,525	70	112
Loan repayment ²	118,000	11,864	101	161
Total	268,000	22,389	84	134

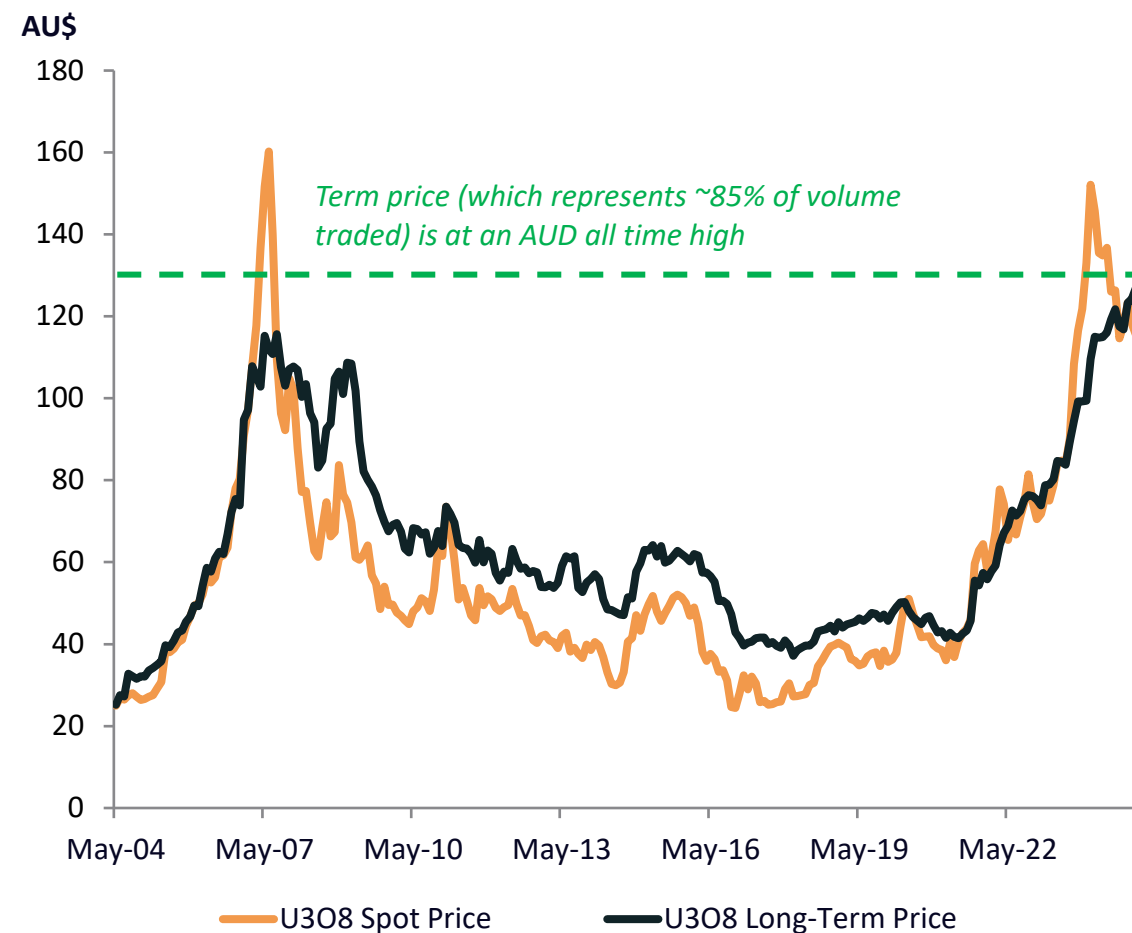
Notes:

(1) Represents AUD equivalent based on average 3Q25 AUD/USD of 0.6240

(2) Loan repayment reflects repayment of 100,000 loaned to enCore Energy and includes interest of 9% on the full amount of the loan (200,000 lbs)

- Uranium noted as exempt from tariffs into the US
- Other development projects are delaying FID until higher incentive prices are achieved to finance their mines
- Spot uranium price declines reflect broader financial sentiment, as buyers and sellers retreat amid geopolitical and trade uncertainties impacting the near-term nuclear fuel market.
- Utilities delay long-term purchases, awaiting clearer trade policies, while sellers pause major marketing efforts due to uncertainty over potential duties or tariffs.
- Utilities poised to re-enter the market, with contracting demand accumulating due to prolonged uncertainty. Market participants describe the current state as “market paralysis”.

HISTORICAL U₃O₈ Spot and Term Price (AUD NOM)



Source: UxC, LLC, RBA



Contracting activity & strategy

Uranium prices have never been this high at the start of a contracting cycle

Boss has entered into binding sales agreement to sell 3.5Mlbs U_3O_8 to major European / US power utilities over 8yrs from 2024 to 2033

Exposure to price increases supported by ~\$252m in liquid assets and no debt¹

Strategic inventory plus diversity of supply with no jurisdiction risk

Flexibility

- Strategically retain exposure to spot price and market upside
- Strong Balance Sheet has provided Boss flexibility to enter into contracts when it wants to

Strong Relationships

- Entered into three binding sales agreements
- In constant discussions with major global utilities
- Boss seen as strong counterparty given strategic inventory and diversity of supply with no jurisdiction risk

Significant upside

- First production timed with strong market fundamentals
- Additional contracts will be layered into a rising market
- Boss upside remains significant as term prices continue to rise

Notes

1. As at 31 December 2024



Appendices



Strong financial position with \$252 million in cash and liquid assets

Financial Position

- Balance Sheet remains robust with circa \$252 million in cash and liquid investments on hand and no debt. An increase of \$6.7 million since September quarter
- Sold 200,000 lbs during the quarter at a realised price of US\$77.50
- Commercial production declared will result in production accounting from 1 January onwards
- Existing cash and liquid investments will fully support ramp up with no requirement for any external capital or debt

Quarter ended	Unit	December	September
Sales	Lbs	200,000	200,000
Realised price	US\$/lb	77.5	78.0
Revenue	US\$	15,500,000	15,608,000
Cash on hand	A\$ (000's)	65,177	66,551
Inventory on hand ¹	A\$ (000's)	117,279	114,861
Loan receivable	A\$ (000's)	34,808	30,560
Investments and other liquid assets	A\$ (000's)	34,382	32,931
Total cash and liquid investments	A\$ (000's)	251,646	244,903

Notes:

1. Inventory includes strategic inventory and inventory on hand. Excludes inventory 'in circuit' e.g. IX production

Cost guidance for 2H25 indicates a high margin business competitively positioned on the cost curve

Guidance



Cash cost expected to reduce in future years as fixed costs are fractionalised by increased production



Cash cost for 2H25 reflects an increase approximately in-line with inflation since the EFS was completed- reinforcing strong technical feasibility work



Wellfields capex represents cost to bring on wellfields that are expected to come online through to the end of FY2026. Costs also increased approximately inline with inflation since EFS completed



Project capex represents most of the cost to complete the Project phase which mostly represents columns 4-6. Cost has increased mainly due to increased labour cost and inflation

Honeymoon Guidance ¹	Unit	2H FY2025	
		(AUD)	(USD) ²
Production	Lbs (000's)	625	625
Cash Cost – Fixed	\$/lb	22-24	14-15
Cash Cost – Variable	\$/lb	15-17	9-10
Cash Cost – Total	\$/lb	37-41	23-25
Capex – Wellfields	\$m	17-20	11-12
Capex – Capital Projects	\$m	19-21	12-13
Capex – Other sustaining capital	\$m	1-2	1-2
Capex - Total	\$m	38-43	24-26

Notes:

1. Guidance is for Honeymoon only and excludes Alta Mesa with definitions of costs consistent with EFS. Refer to Appendix 3 for definitions (2) AUS/USD of 0.62 used

Honeymoon Resource Table

HONEYMOON JORC EXPLORATION TARGETS AND MINERAL RESOURCE

The information in this Presentation relating to the Enhanced Feasibility Study (EFS) is extracted from the announcement entitled 'Updated Feasibility Study identifies lower costs and increased financial returns' dated 21st June 2021. Boss Energy confirms that all the material assumptions underpinning the production targets, and forecast financial information derived from the production targets, continue to apply and have not materially changed. As the EFS utilises a portion of Inferred Mineral Resources, the ASX Listing Rules (**Listing Rules**) require a cautionary statement to be included in this Presentation. The EFS is based on a Mineral Resources Estimate in accordance with the JORC 2012 guidelines (ASX: 149% Increase in Measured and Indicated Resources at Honeymoon date 25 February 2019). The Company advises that the EFS uses a portion of Inferred Resources; in the first 3 years (less than 1%), in the first 5 years (5%) and over the 11-year life of mine (19%). The Company confirms that the use of Inferred Resources is not a determining factor to the Honeymoon Project's economic viability. There is a low level of geological confidence associated with Inferred Resources and there is no certainty that further exploration or evaluation work will result in the determination of Indicated Resources or that the production targets reported in this announcement will be realised.

The mineral resource estimate and exploration target in this Presentation were reported by the Company in accordance with Listing Rules 5.8 and 5.7 (respectively) on 25 February 2019 and 25 March 2019, respectively. The Company confirms it is not aware of any new information or data that materially affects the information included in the previous announcement and that all material assumptions and technical parameters underpinning the estimates in the previous announcement continue to apply and have not materially changed. In relation to the exploration target, this does not include areas of the existing mineral resource and the potential quantity and grade reported are conceptual only in nature. Insufficient exploration has been conducted to estimate a mineral resource and it is uncertain whether future exploration will lead to the estimation of a mineral resource in the defined areas.

	Tonnes (Mt)	Grade (%U ₃ O ₈)	Contained U ₃ O ₈ (Mlbs)
Measured	3.1	0.110	7.6
Indicated	18.4	0.063	25.5
Inferred	30.9	0.057	38.5
Total	52.4	0.062	71.6

Disclaimer and Important Notices

IMPORTANT: You must read the following before continuing.

This investor presentation ("Presentation") has been prepared by Boss Energy Limited (ACN 116 834 336) (**Boss Energy or Company**). NOT INVESTMENT ADVICE

This Presentation does not constitute in any way an offer or invitation to subscribe for securities in Boss Energy pursuant to the Corporations Act 2001 (Cth) and has not been lodged with the Australian Securities and Investment Commission.

This Presentation does not constitute investment advice and has been prepared by Boss Energy without taking into account the recipient's investment objectives, financial circumstances or particular needs. Each recipient must make his/her own independent assessment and investigation of Boss Energy and its business and assets when deciding if an investment is appropriate and should not rely on any statement or the adequacy and accuracy of any information. This Presentation is in summary form and does not purpose to be exhaustive. This Presentation should be read in conjunction with Boss Energy's periodic and continuous disclosure announcements lodged with the Australian Securities Exchange, which are available to download at www.asx.com.au.

Boss Energy makes no representation or warranty (either expressed or implied) as to the accuracy, reliability or completeness of the Information. Boss Energy and its directors, employees, agents and consultants shall have no liability (including liability to any person by reason of negligence or negligent misstatement) for any statements, opinions, information or matters (express or implied) arising out of, contained in or derived from, or for any omissions from the Presentation, except liability under statute that can not be excluded.

FORWARD LOOKING STATEMENTS

All dollar amounts are in Australian dollars unless otherwise indicated. This announcement may contain certain statements and projections provided by or on behalf of Boss Energy Limited with respect to the anticipated future undertakings. These forward-looking statements reflect various assumptions by or on behalf of Boss Energy. Accordingly, these statements are subject to significant business, economic and competitive uncertainties and contingencies associated with the mining industry which may be beyond the control of Boss Energy which could cause actual results or trends to differ materially, including but not limited to price and currency fluctuations, geotechnical factors, drilling and production results, development progress, operating results, reserve estimates, legislative, fiscal and regulatory developments, economic and financial market conditions in various countries, approvals and cost estimates, environmental risks, ability to meet funding requirements, share price volatility. Accordingly, there can be no assurance that such statements and projections will be realised. Boss Energy makes no representations as to the accuracy or completeness of any such statement of projections or that any forecasts will be achieved. Additionally, Boss Energy makes no representation or warranty, express or implied, in relation to, and no responsibility or liability (whether for negligence, under statute or otherwise) is or will be accepted by Boss Energy or by any of their respective officers, directors, shareholders, partners, employees, or advisers as to or in relation to the accuracy or completeness of the information, statements, opinions or matters (express or implied) arising out of, contained in or derived from this announcement or any omission from this announcement or of any other written or oral information or opinions provided now or in the future to any interested party or its advisers. In furnishing this announcement, Boss Energy undertakes no obligation to provide any additional or updated information whether as a result of new information, future events or results or otherwise. Nothing in this material should be construed as either an offer to sell or a solicitation of an offer to buy or sell securities. It does not include all available information and should not be used in isolation as a basis to invest in Boss Energy.

The information in this document relating to the Enhanced Feasibility Study("EFS") is extracted from the announcement entitled 'Updated Feasibility Study identifies lower costs and increased financial returns' dated 21 June 2021. Boss Energy confirms that all the material assumptions underpinning the production targets, and forecast financial information derived from the production targets, continue to apply and have not materially changed.

As the EFS utilises a portion of Inferred Mineral Resources, the ASX Listing Rules require a cautionary statement to be included in this presentation. The EFS is based on a Mineral Resources Estimate in accordance with JORC guidelines 2012 (ASX:149% Increase in Measured and Indicated Resources at Honeymoon dated 25 February 2019).

The Company advises that the EFS uses a portion of Inferred Resources in the first 3 years (less than 1%), in the first 5 years(5%) and over the 11-year life of mine(19%). The Company confirms that the use of Inferred Resources is not a determining factor to the Honeymoon Project's economic viability. There is a low level of geological confidence associated with Inferred Resources and there is no certainty that further exploration or evaluation work will result in the determination of Indicated Resources or that the production targets reported in this announcement will be realised.

REFERENCE TO PREVIOUS ASX ANNOUNCEMENTS

The mineral resource estimate and exploration target in this announcement were reported by the Company in accordance with listing rules 5.8 and 5.7(respectively)on 25 February 2019 and 25 March 2019, respectively. The Company confirms it is not aware of any new information or data that materially affects the information included in the previous announcement and that all material assumptions and technical parameters underpinning the estimates in the previous announcement continue to apply and have not materially changed.

In relation to the exploration target, this does not include areas of the existing mineral resource and the potential quantity and grade reported are conceptual only in nature. Insufficient exploration has been conducted to estimate a mineral resource and it is uncertain whether future exploration will lead to the estimation of a mineral resource in the defined areas.

EFFECT OF ROUNDING

A number of figures, amounts, percentages, estimates, calculations of value and fractions in this Presentation are subject to the effect of rounding. Accordingly, the actual calculation of these figures may differ from the figures set out in this Presentation.

PAST PERFORMANCE

Past performance information, including past share price performance of Boss Energy and pro forma financial information, given in this Presentation is given for illustrative purposes only and should not be relied upon as (and is not) an indication of Boss Energy's (or anyone else's) views on Boss Energy's future financial performance or condition. Past performance of Boss Energy cannot be relied upon as an indicator of (and provides no guidance as to) the future performance of Boss Energy. Nothing contained in this Presentation nor any information made available to you is, or shall be relied upon as a promise, representation, warranty or guarantee, whether as to the past, present or future.

JORC CODE

It is a requirement of the Listing Rules that the reporting of ore reserves and mineral resources in Australia comply with the Joint Ore Reserves Committee's Australasian Code for Reporting of Mineral Resources and Ore Reserves ("JORC Code"). Investors outside Australia should note that while ore reserve and mineral resource estimates of the Company in this Presentation comply with the JORC Code (such JORC Code-compliant ore reserves and mineral resources being "Ore Reserves" and "Mineral Resources" respectively), they may not comply with the relevant guidelines in other countries and, in particular, do not comply with (i) National Instrument 43-101 (Standards of Disclosure for Mineral Projects) of the Canadian Securities Administrators (the "Canadian NI 43-101 Standards"); or (ii) Item 1300 of Regulation S-K, which governs disclosures of mineral reserves in registration statements filed with the SEC. Information contained in this document describing mineral deposits may not be comparable to similar information made public by companies subject to the reporting and disclosure requirements of Canadian or US securities laws.

This ASX announcement was approved and authorised by the CEO on behalf of the Board of Boss Energy.



Boss Energy Limited

Investor Presentation

Keep in touch

+61 (8) 6263 4494

boss@bossenergy.com

ASX: BOE | OTCQX: BQSSF