



MINT PAYMENTS™

## QUARTERLY UPDATE & APPENDIX 4C

**Sydney, 31 October 2016:** Payments processing technology provider Mint Payments (**ASX: MNW**) (**Mint or the Company**) is pleased to report its quarterly update and Appendix 4C consolidated statement of cash flow for the period ended 30 September 2016.

Operating cash receipts for the quarter totalled **\$688,000**, down by 8% on the previous corresponding quarter. The variation is due to one-off hardware cash receipts of \$378,000 received in the previous corresponding quarter.

Importantly, operating cash receipts from **recurring and services revenues grew by 61%** to **\$596,000** from the previous corresponding quarter, driven from growth in the Company's key operating metrics as detailed below.

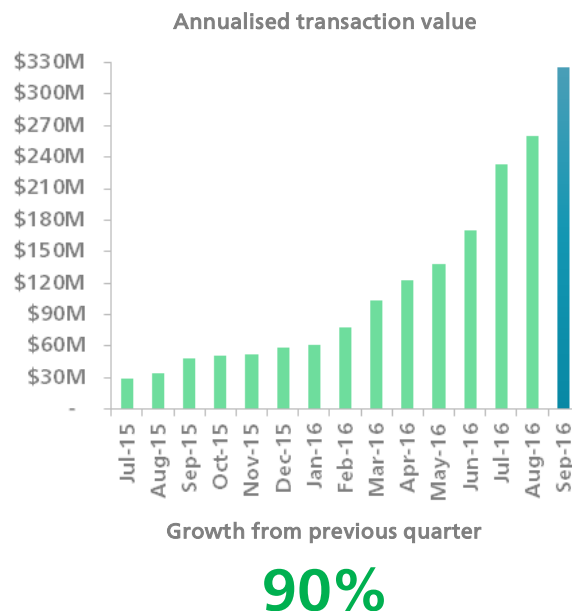
The Company's net operating cash outflow for the period was **\$162,000**, **69% lower** than previous corresponding quarter.

The Company holds total funds available of **\$5.0M** as at 30 September 2016 (30 June 2016: \$5.2M).

### FIRST QUARTER SHOWS POSITIVE GROWTH ACROSS KEY OPERATING METRICS

The period saw Mint substantially lift transaction volume and transaction value as the company continued its focus on high value and volume transactions from particular Software-as-a-Service industry verticals:

- Annualised transaction value – up **90%** on previous quarter to reach **\$325M** in Sep-16



#### REGISTERED ADDRESS

Mint Payments Limited | Level 4, 450 Victoria Road, Gladesville NSW 2111 Australia | ABN: 51 122 043 029 | An ASX listed company (MNW)

#### SYDNEY

Level 4, 450 Victoria Road  
Gladesville NSW 2111 Australia  
Ph+61 2 8752 7888  
Mailing: P.O. Box 336, Gladesville NSW 1675

#### SINGAPORE

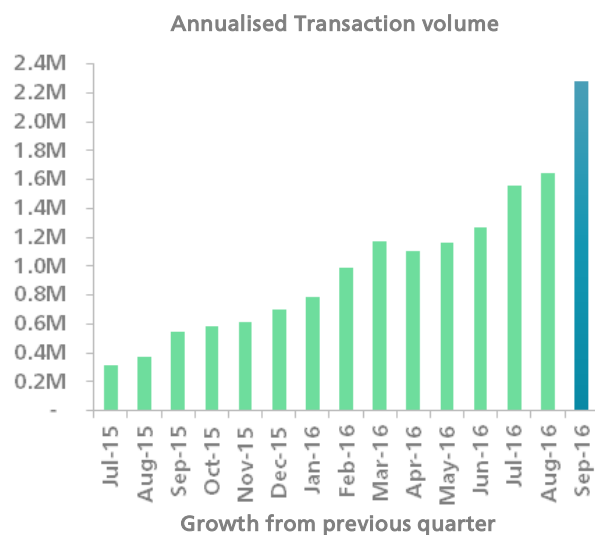
Marina Bay Financial Centre  
Tower 2, Level 39, 10 Marina Blvd  
Singapore 018983  
Ph: +65 6818 6399

#### AUCKLAND

Level 27, PwC Tower  
188 Quay Street, Auckland  
1010 New Zealand  
Ph: +64 9 363 2933

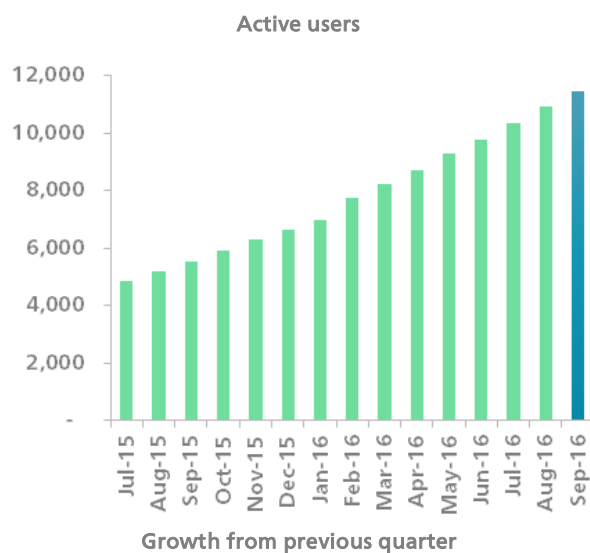
[WWW.MINTPAYMENTS.COM](http://WWW.MINTPAYMENTS.COM)

- Annualised transaction volume – up **55%** on previous quarter to reach **2,280K** in Sep-16



**55%**

- Active user base – up **18%** on previous quarter to be more than **11.4K** users in Sep-16



**18%**

## **QUARTER OPERATING UPDATE**

During the period Mint saw the launch of its first product in Asia, as part of its partnership agreements with both ABSS and NETS, with the ABSS 'Click to Pay' product now available in Singapore.

Mint provides the payments platform, software and technology for 'Click to Pay', which gives ABSS' 300,000 business customers a simple electronic invoicing option that allows them to accept debit and credit card payments with a one-click option delivered to the merchant's customer.

Mint, ABSS and NETS are continuing collaboration to design and implement innovative payments products in Singapore in the near term.

A detailed update on the Mint Payments business is available in the recently announced investor presentation.

A copy of the Appendix 4C is attached.

**ENDS**

### **About Mint Payments Limited**

Mint Payments Limited (ASX: MNW) is a leading omni-channel payments solutions provider that utilises bank grade enabled technology and infrastructure on various POS, mobile, tablet devices and online interfaces. Mint Payments has an innovative payments technology and transactions processing platform that integrate business processes to service credit and debit card payments across multiple markets and multiple channels. Headquartered in Sydney, Australia with offices and operations in Singapore and Auckland, Mint Payments delivers simple, fast, secure and flexible payment processing solutions to help businesses and organisations of any size grow.

### **Investor & media enquiries**

Matthew Wright

[matthew.wright@mintpayments.com](mailto:matthew.wright@mintpayments.com)

+61 451 896 420

Or visit our corporate website on [www.mintpayments.com](http://www.mintpayments.com)

## Appendix 4C

### Quarterly report for entities subject to Listing Rule 4.7B

Introduced 31/03/00 Amended 30/09/01, 24/10/05, 17/12/10, 01/09/16

**Name of entity**

Mint Payment Limited

**ABN**

51 122 043 029

**Quarter ended ("current quarter")**

30<sup>th</sup> September 2016

<b>Consolidated statement of cash flows</b>		<b>Current quarter \$A'000</b>	<b>Year to date Sep-16 (3 months) \$A'000</b>
<b>1.</b>	<b>Cash flows from operating activities</b>		
1.1	Receipts from customers	688	688
1.2	Payments for		
	(a) research and development	-	-
	(b) product manufacturing and operating costs	(972)	(972)
	(c) advertising and marketing	(15)	(15)
	(d) leased assets	-	-
	(e) staff costs	(1,484)	(1,484)
	(f) administration and corporate costs	(199)	(199)
1.3	Dividends received (see note 3)	-	-
1.4	Interest received	13	13
1.5	Interest and other costs of finance paid	(94)	(94)
1.6	Income taxes paid	-	-
1.7	Government grants and tax incentives	1,901	1,901
1.8	Other (provide details if material)	-	-
<b>1.9</b>	<b>Net cash from / (used in) operating activities</b>	<b>(162)</b>	<b>(162)</b>

<b>2.</b>	<b>Cash flows from investing activities</b>		
2.1	Payments to acquire:		
	(a) property, plant and equipment	-	-
	(b) businesses (see item 10)	-	-
	(c) investments	-	-

Consolidated statement of cash flows		Current quarter \$A'000	Year to date Sep-16 (3 months) \$A'000
	(d) intellectual property	-	-
	(e) other non-current assets	(32)	(32)
2.2	Proceeds from disposal of:		
	(a) property, plant and equipment	-	-
	(b) businesses (see item 10)	-	-
	(c) investments	-	-
	(d) intellectual property	-	-
	(e) other non-current assets	-	-
2.3	Cash flows from loans to other entities	-	-
2.4	Dividends received (see note 3)	-	-
2.5	Other (provide details if material)	-	-
2.6	<b>Net cash from / (used in) investing activities</b>	<b>(32)</b>	<b>(32)</b>

<b>3.</b>	<b>Cash flows from financing activities</b>		
3.1	Proceeds from issues of shares	-	-
3.2	Proceeds from issue of convertible notes	-	-
3.3	Proceeds from exercise of share options		
3.4	Transaction costs related to issues of shares, convertible notes or options	-	-
3.5	Proceeds from borrowings	-	-
3.6	Repayment of borrowings	-	-
3.7	Transaction costs related to loans and borrowings	-	-
3.8	Dividends paid	-	-
3.9	Other (provide details if material)	-	-
3.10	<b>Net cash from / (used in) financing activities</b>	<b>-</b>	<b>-</b>

<b>4.</b>	<b>Net increase / (decrease) in cash and cash equivalents for the period</b>		
4.1	Cash and cash equivalents at beginning of quarter/year to date	3,235	3,235
4.2	Net cash from / (used in) operating activities (item 1.9 above)	(162)	(162)
4.3	Net cash from / (used in) investing activities (item 2.6 above)	(32)	(32)
4.4	Net cash from / (used in) financing activities (item 3.10 above)	-	-

Consolidated statement of cash flows		Current quarter \$A'000	Year to date Sep-16 (3 months) \$A'000
4.5	Effect of movement in exchange rates on cash held	-	-
4.6	<b>Cash and cash equivalents at end of quarter</b>	<b>3,041</b>	<b>3,041</b>

5.	Reconciliation of cash and cash equivalents at the end of the quarter (as shown in the consolidated statement of cash flows) to the related items in the accounts	Current quarter \$A'000	Previous quarter \$A'000
5.1	Bank balances	3,041	3,041
5.2	Call deposits	-	-
5.3	Bank overdrafts	-	-
5.4	Other (provide details)	-	-
5.5	<b>Cash and cash equivalents at end of quarter (should equal item 4.6 above)</b>	<b>3,041</b>	<b>3,041</b>

**6. Payments to directors of the entity and their associates**

- 6.1 Aggregate amount of payments to these parties included in item 1.2
- 6.2 Aggregate amount of cash flow from loans to these parties included in item 2.3
- 6.3 Include below any explanation necessary to understand the transactions included in items 6.1 and 6.2

**Current quarter  
\$A'000**

190

-

*Payment of executive and non-executive directors' salaries and fees.*

**7. Payments to related entities of the entity and their associates**

- 7.1 Aggregate amount of payments to these parties included in item 1.2
- 7.2 Aggregate amount of cash flow from loans to these parties included in item 2.3
- 7.3 Include below any explanation necessary to understand the transactions included in items 7.1 and 7.2

**Current quarter  
\$A'000**

-

-

8. <b>Financing facilities available</b> <i>Add notes as necessary for an understanding of the position</i>	<b>Total facility amount at quarter end \$A'000</b>	<b>Amount drawn at quarter end \$A'000</b>
8.1 Loan facilities	8,000	6,000
8.2 Credit standby arrangements	-	-
8.3 Other (please specify)	-	-
8.4 Include below a description of each facility above, including the lender, interest rate and whether it is secured or unsecured. If any additional facilities have been entered into or are proposed to be entered into after quarter end, include details of those facilities as well.		

- Secured working capital facility \$2,500,000 from Roadhound Electronics Pty Ltd.
- Unsecured working capital facility \$3,500,000 from Roadhound Electronics Pty Ltd
- Unsecured working capital facility \$2,000,000 from TAAJ Corporation Pty Ltd
- Interest rate on the facilities is 4.5% per annum above the Reserve Bank of Australia's Cash Rate

9. <b>Estimated cash outflows for next quarter</b>	<b>\$A'000</b>
9.1 Research and development	-
9.2 Product manufacturing and operating costs	(972)
9.3 Advertising and marketing	(15)
9.4 Leased assets	-
9.5 Staff costs	(1,484)
9.6 Administration and corporate costs	(199)
9.7 Other (provide details if material)	-
<b>9.8 Total estimated cash outflows</b>	<b>(2,670)</b>

10. <b>Acquisitions and disposals of business entities (items 2.1(b) and 2.2(b) above)</b>	<b>Acquisitions</b>	<b>Disposals</b>
10.1 Name of entity	-	-
10.2 Place of incorporation or registration	-	-
10.3 Consideration for acquisition or disposal	-	-
10.4 Total net assets	-	-
10.5 Nature of business	-	-

### Compliance statement

- 1 This statement has been prepared in accordance with accounting standards and policies which comply with Listing Rule 19.11A.
- 2 This statement gives a true and fair view of the matters disclosed.

Sign here:



Date: 31/10/2016

Managing Director/ Chief Executive Officer

Print name: Alex Teoh

### Notes

1. The quarterly report provides a basis for informing the market how the entity's activities have been financed for the past quarter and the effect on its cash position. An entity that wishes to disclose additional information is encouraged to do so, in a note or notes included in or attached to this report.
2. If this quarterly report has been prepared in accordance with Australian Accounting Standards, the definitions in, and provisions of, *AASB 107: Statement of Cash Flows* apply to this report. If this quarterly report has been prepared in accordance with other accounting standards agreed by ASX pursuant to Listing Rule 19.11A, the corresponding equivalent standard applies to this report.
3. Dividends received may be classified either as cash flows from operating activities or cash flows from investing activities, depending on the accounting policy of the entity.