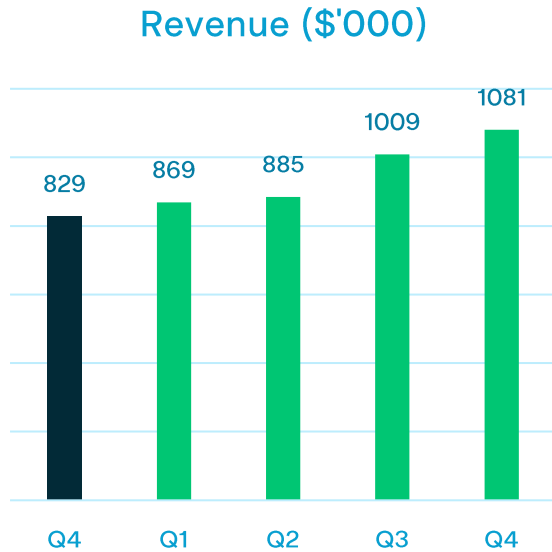


(ASX: KYK) Q4 FY22 Business Update & 4C

20 July 2022

Kyckr delivers a 6th consecutive quarter of record results...



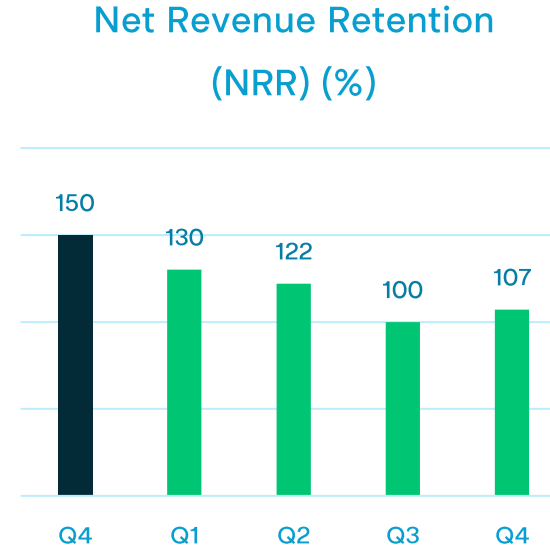
Record revenues...

↑ 30% PCP
\$1.08M



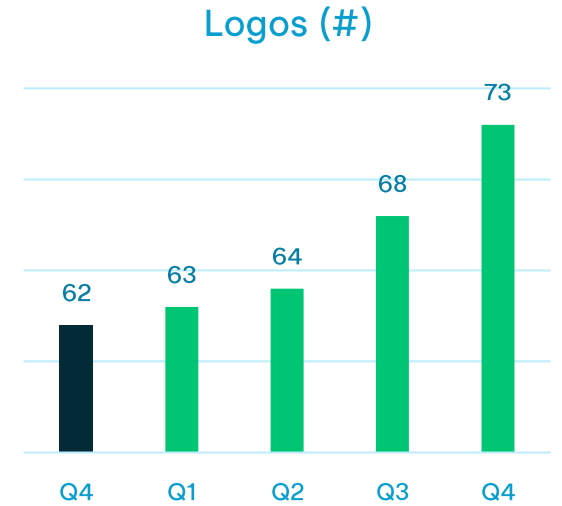
...and record ARR...

↑ 177% PCP
\$4.2M



...from existing...

7th qtr of
100%+ NRR

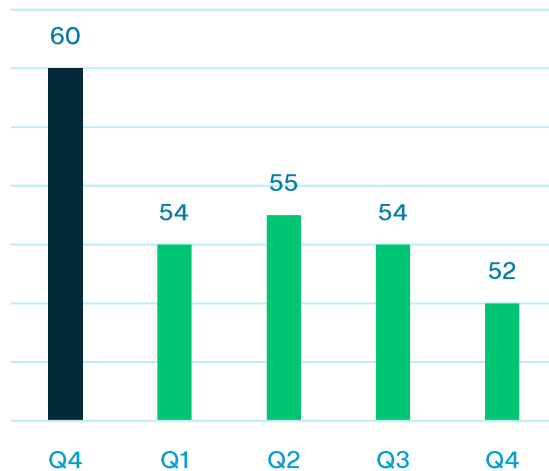


...and new clients.

↑ 18% PCP
73 logos

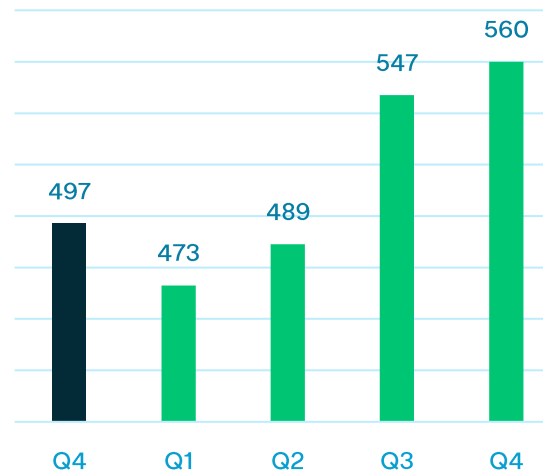
...as well as record gross profit and increased investment.

Gross Profit Margin (%)



Stabilised margins...

Gross Profit (\$'000)

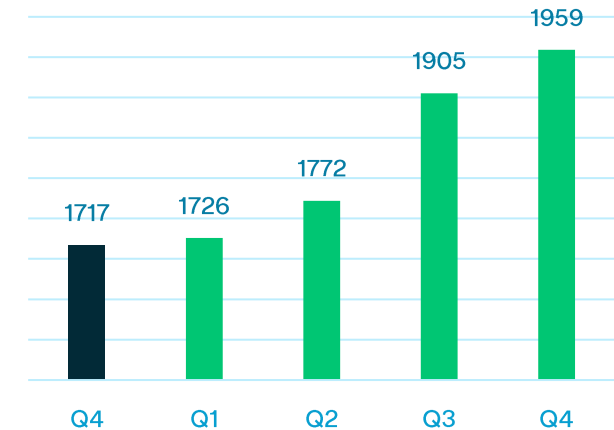


...delivered a record gross profit...



13% PCP
\$0.56M

Other Operating Expenses (\$'000)



...and increased business investment.

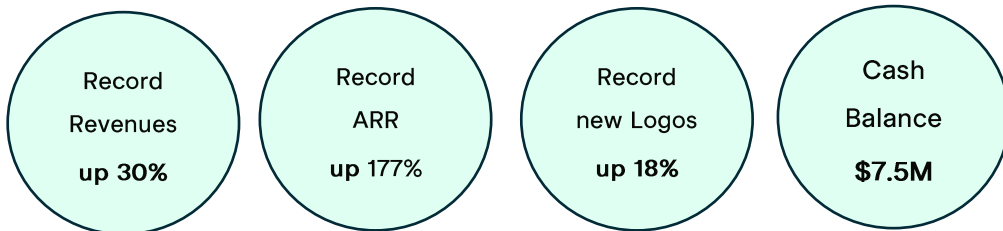


14% PCP
\$1.95M

6th consecutive record revenues, ARR and Logos quarter...

Financial

- **Revenue** \$1.08M, up 30% pcp (previous corresponding period).
- Ending Annual Recurring Revenue (**ARR**) \$4.2M, up 177% pcp.
- 5 net new Enterprise/Partners (incl mergers/business closures) in period with ending key client/partner **Logos** now at 73 (up 18% pcp).
- 7th consecutive quarter of 100% **NRR** with margins maintained
- Continued careful management of costs with other **operating costs** up 14%, with majority of increase relating to technology investments continuing to support growth.
- Net operating outflows for the quarter were \$871K, with an ending cash balance for FY22 is \$7.5M.



Operational

- Major Technology and Operational projects all on time and on budget:
 - Keystone (New Generation APIs)
 - Sunrise ('Follow the Sun' operations)
 - Symphony (New Enterprise Portal)
- Technology and Customer Service Centre now up and running in Philippines.
- Brand refresh completed and launched.

Outlook

- Continued focus on product and revenue mix optimisation, with enhanced data solutions for enterprise clients and Partners expected to deliver in FY23.
- Revenue acceleration has continued, with further record months expected in Q1FY23.
- Geopolitical issues in Europe continue to be closely monitored by management, and no adverse direct business impacts have been noted to date.

...with continued strong performance across all key metrics

\$000	Q4 FY21	Q1 FY22*	Q2 FY22*	Q3 FY22*	Q4 FY22*	PCP^
Annual Recurring Revenue (ARR)	1,500	1,955	2,292	2,662	4,155	177%
Net Revenue Retention (NRR)	150%	130%	122%	100%	107%	N/A
Enterprise Clients and Partners	62	63	64	68	73	18%
Revenue	829	869	885	1,009	1,081	30%
Gross Profit	497	473	489	547	560	13%
Gross Profit Margin	60%	54%	55%	54%	52%	N/A
Other Operating Expenses~	1717	1726	1772	1905	1959	14%
Adjusted EBIDTA~	-1,220	-1,253	-1,283	-1,358	-1,399	15%
Net cash used in Operating Activities	-389	-1,386	-771	-2,032	-871	N/A

* Unaudited, unless otherwise stated.

Previous corresponding period (PCP) is Q4 FY21. NRR is measured quarter on quarter.

Fees and costs related to documents/registry data. To normalise for waived data costs, COGS for Q4FY21 were increased by \$128K.

~ Excludes FX, depreciation, amortisation, and share-based payment expenses, one-off data costs of \$300k incurred in 1HFY22 which were waived in Q4FY22 and \$63k in transaction costs incurred in Q4FY22.

- 2nd consecutive \$1M revenue quarter, with strong jump off for FY23 launch given recent record ARR results
- 6th consecutive record quarter across key business metrics including:
 - ARR of \$4.155M (up 177% PCP)
 - NRR of 107% (7th consecutive quarter 100% or more).
 - Logos increased to 73 (up 18% PCP).
 - Gross Profit of \$0.56M (up 13% PCP)
- P&L 'cost outs' redeployed for product and technology investment to accelerate product growth opportunities – Other Operating Expenses up 14% PCP.
- Q4FY21 results for Gross Margin skewed by writebacks. Gross margins are expected to improve as planned in FY23.
- Approx. 8.6 quarters of funding remaining based on June quarter net cash used in operating activities of \$871K.
- Related third-party payments of \$65K in relation to Non-Executive Directors fees were paid in the quarter.

RealWise Proposed Scheme of Arrangement

7 Proposed Scheme of Arrangement with RealWise

Background	<ul style="list-style-type: none">On 10th June, 22022, Kyckr received an unsolicited, indicative, non-binding and confidential proposal from RealWise KYK AV Pty Ltd (RealWise)RealWise, an entity associated with Mr Richard White (CEO WiseTech), who has a relevant interest representing approx. 23% of issued capital. At the time of the receipt, the Board was advised that a substantial shareholder (approx. 19.9% of issued capital) was also supportive of the proposal.Following negotiations, an improved (best and final) offer for 100% of Kyckr at 8.0 cents per share (equity value approx. \$43.5M¹) was received.Aware that all substantial shareholders would support this revised offer, the Board agreed to proceed as being in the best interests of all shareholders.
Agreed Scheme	<ul style="list-style-type: none">On 6th July 2022, Kyckr and RealWise entered into a Scheme Implementation Deed (SID) under which RealWise will acquire 100% of Kyckr for cash consideration of 8.0 cents per share by way of a scheme of arrangement (Scheme)
Recommendation	<ul style="list-style-type: none">Kyckr's Board unanimously recommends shareholders vote in favour of the Scheme and each Director intends to vote all of the Kyckr shares controlled or held by, or on behalf of them in favour of the Scheme, in the absence of a Superior Proposal and subject to an Independent Expert concluding and continuing to conclude that the Scheme is in the best interest of Kyckr's shareholders
Exclusivity	<ul style="list-style-type: none">Significant Premium: The Scheme consideration of 8.0 cents per Kyckr share provides a significant premium for control:<ul style="list-style-type: none">premium of 63.3% to the closing price of Kyckr shares on 5 July 2022 of 4.9 cents, being the last price prior to the announcement of the Schemepremium of 53.3% to the 1-month volume weighted average price of 5.2 cents; andpremium of 77.8% to the undisturbed share price of 4.5 cents, being the closing share price on 4 April 2022 (the day prior to Mr White's notice of change of substantial interest)the offer implies an enterprise value to FY22 revenue multiple of 9.4x and an equity value of \$43.5m¹Certainty of value: Provides Kyckr shareholders certainty and opportunity to sell 100% of their shareholdings for cashLimited conditionality: Including Court approval, Kyckr shareholder approval, prescribed occurrences and no material adverse change
Shareholder approval	<ul style="list-style-type: none">Kyckr shareholders will have the opportunity to vote on the Scheme at a Court-convened Scheme meeting, expected to be held in or around October 2022



¹ Assuming 537,599,849 current shares on issue and 6,140,350 performance rights.

8 Proposed Scheme of Arrangement with RealWise

- Kyckr shareholders do not need to take any action at this stage
- Subject to Court Approval, a Scheme Booklet is expected to be provided to Kyckr shareholders in August 2022
- This will include information relating to the Scheme; the reasons for the Kyckr Board's unanimous recommendation; details of the Scheme Meeting; an updated timetable; and an Independent Expert's Report providing an assessment as to whether the Scheme is in the best interests of Kyckr shareholders.

Event	Indicative Date
Scheme Implementation Deed executed	6 July 2022
Lodge Scheme Booklet with ASIC for review and comment	Mid August 2022
First Court Date	September 2022
Scheme Booklet registered with ASIC	September 2022
Despatch Scheme Booklet to Kyckr Shareholders	September 2022
Scheme Meeting	October 2022
Second Court Date	October 2022
Effective Date – lodge office copy of Court order approving the Scheme with ASIC	October / Early November 2022
Record Date	October / Early November 2022
Implementation Date: Pay Scheme Consideration to participants in the Scheme. Reconstitute boards of each Kyckr Group company	October / Early November 2022

Appendix



About Kyckr

- Kyckr (ASX: KYK) is a B2B data and software company listed in Australia.
- We aggregate, organise and structure the world's company data to reduce the business risks associated with counterparty relationships such as fraud, money laundering and financial crime.
- We are the leading global provider of real-time company registry information on over 170 million businesses, from 200+ regulatory sources across 120 countries.
- Through the combination of accurate data and innovative technology, our solutions help businesses to succeed in fighting terrorism finance, trafficking, money laundering and other types of financial crime.
- Our solutions are also being used increasingly beyond regulatory compliance (e.g. simple entity verification), extending us beyond regulated financial services.

Employees (FTE)



Global Operations – Dublin, London, Manila, Munich, Sydney



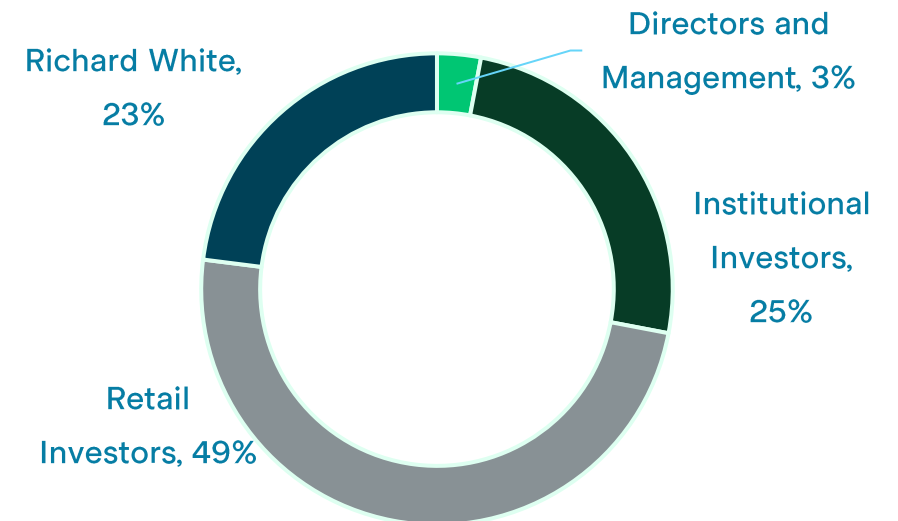
Investor Information

ASX Code: KYK

Holdings Ranges*	Holders	Total Shares	%
1 – 10,000	669	4,040,891	0.80%
10,001 – 100,000	973	36,613,196	6.80%
100,001 – 10,000,000	354	191,958,848	35.70%
> 10,000,000	6	304,986,914	56.70%
Total	2,052	537,599,849	100.00%

Upcoming Investor Calendar	
Annual Report & Investor Presentation	23 August 2022
Proposed Scheme Booklet issued to Shareholders	September 2022
Scheme Shareholder Meeting	October 2022

Ownership by investor type*



* As at 17 June 2022.

Disclaimer

Not an offer

The material contained in this presentation is for information purposes only and is intended to be general background information on Kyckr Limited (**KYK**) and its activities and is dated 20 July 2022. It is for information purposes only and is not, and should not be considered to be, an invitation, offer or recommendation to acquire shares or any other financial products.

Summary information

The information in this presentation is supplied in summary form, is of a general background nature and does not purport to be complete or to provide all information that an investor should consider when making an investment decision. It should be read in conjunction with KYK's periodic and continuous disclosure announcements filed with the Australian Securities Exchange.

Not financial product advice

This presentation is for information purposes only and it is not a financial product nor investment advice (nor tax, accounting or legal advice) nor a recommendation to acquire shares and has been prepared without taking into account the objectives, financial situation or needs of recipients of this presentation. It is not intended that it be relied upon as advice to investors or potential investors, who should make their own enquiries and investigations regarding an investment in KYK and in relation to all information in this presentation (including but not limited to the assumptions, uncertainties and contingencies which may affect the future operations of KYK and the value and the impact that different future outcomes may have on KYK) and before making any investment decisions, should consider the appropriateness of the information having regard to their specific investment objectives, financial situation or particular needs and should seek independent professional advice appropriate to their jurisdiction before making an investment decision. Neither this presentation nor anything contained in it forms the basis of any contract or commitment and no agreement to subscribe for securities will be entered into on the basis of this presentation. KYK is not licensed to provide, and this presentation does not constitute the provision of, investment or financial product advice in respect of KYK's shares. Cooling off rights do not apply to the acquisition of KYK's shares.

An investment in KYK shares is subject to investment and other known and unknown risks, some of which are beyond the control of KYK. KYK does not guarantee any particular rate of return or the performance of KYK, nor does it guarantee the repayment of capital from KYK or any particular tax treatment.

Financial data

All amounts are in Australian Dollars (\$) or AUD) unless otherwise indicated. A number of figures, amounts, percentages, estimates, calculations of value and fractions in this presentation are subject to the effect of rounding. Accordingly, the actual calculation of these figures may differ from the figures set out in this presentation.

Disclaimer – contd.

Future performance

Forward-looking statements are statements about matters that are not historical facts. Forward-looking statements appear in a number of places in this presentation and include statements regarding KYK's intent, belief or current expectations with respect to business and operations, market conditions, results of operations and financial conditions, including, without limitation, forecasted economic indicators and performance metric outcomes. This presentation contains words such as 'will', 'may', 'expect', 'indicative', 'intend', 'seek', 'would', 'should', 'could', 'continue', 'plan', 'probability', 'risk', 'forecast', 'likely', 'estimate', 'anticipate', 'believe', or similar words to identify forward-looking statements. Indications of, and guidance or outlook on, future earnings or financial position or performance are also forward-looking statements. These forward-looking statements reflect KYK's current views with respect to future events and are subject to change, certain risks, uncertainties and assumptions which are, in many instances, beyond the control of KYK, and have been made based upon KYK's expectations and beliefs concerning future developments and their potential effect on KYK. There can be no assurance that future developments will be in accordance with KYK's expectations. A number of important factors could cause KYK's actual results to differ materially from the plans, objectives, expectations, estimates and intentions expressed in such forward-looking statements, including but not limited to, general economic conditions globally in which KYK or its related bodies corporate operate; exchange rates; competition in the markets in which KYK will operate, the inherent regulatory risks in the businesses of KYK and the duration of the COVID-19 pandemic. Assumptions on which forward-looking statements in this presentation are based may or may not prove to be correct and there can be no assurance that actual outcomes will not differ materially from these statements. None of the Associated Persons nor any other person referred to in this presentation makes any representation as to the accuracy or likelihood of fulfilment of the forward-looking statements or any of the assumptions upon which they are based. When relying on forward-looking statements to make decisions with respect to KYK, investors and others should carefully consider such factors and other uncertainties and events. KYK is under no obligation to update any forward-looking statements contained in this presentation, as a result of new information, future events or otherwise, after the date of this presentation. As such, undue reliance should not be placed on any forward-looking statement.

Past performance information given in this presentation is given for illustrative purposes only and is not necessarily a guide to future performance and no representation or warranty is made by any person as to the likelihood or achievement or reasonableness of any forward-looking statements.

Disclaimer

No representation or warranty, express or implied, is made as to the accuracy, completeness, reliability or fairness of the information, opinions and conclusions contained in this presentation. Any information in this presentation is made only at the date of this presentation, and opinions expressed reflect KYK's position at the date of this presentation and are subject to change. KYK is under no obligation to update this presentation. Neither KYK, its related bodies corporate, shareholders or affiliates, nor any of their officers, directors, employees, affiliates, agents, contractors, advisers or any other associated persons (collectively, "**Associated Persons**") represents or warrants in any way, express or implied, that the information, opinions, conclusions or other information contained in this presentation, any of which may change without notice, is fair, accurate, complete, reliable, up to date or correct. KYK does not represent or warrant that this presentation is complete or that it contains all material information about KYK or which a prospective investor or purchaser may require in evaluating a possible investment in KYK or an acquisition or other dealing in KYK shares. To the maximum extent permitted by law, KYK and its Associated Persons each expressly disclaims and excludes all direct, indirect, consequential or contingent loss, damage or liability (including, without limitation, any liability arising from fault or negligence) that may arise from, or is connected to, this presentation, or the use of this presentation, or any other written or oral information provided by or on behalf of KYK.

This ASX announcement was authorised for release by the Kyckr Limited Board of Directors.

To learn more about Kyckr, visit www.kyckr.com.

For further enquiries, please contact:

Ian Henderson, Chief Executive Officer

Phone: +44 7733 806 750

Glenn Day, Chief Financial Officer & Company Secretary

Phone: +61 (0) 0404 851 630

Email: investor.relations@kyckr.com



Appendix 4C

Quarterly cash flow report for entities subject to Listing Rule 4.7B

Name of entity

Kyckr Limited

ABN

38 609 323 257

Quarter ended ("current quarter")

30-Jun-22

Consolidated statement of cash flows	Current \$A'000	Year to date (12 months) \$A'000
1. Cash flows related to operating activities		
1.1 Receipts from customers (Note 6)	1,449	5,049
1.2 Payments for		
(a) research and development	(381)	(1,460)
(b) product manufacturing and operating costs	(385)	(1,730)
(c) advertising and marketing	(114)	(269)
(d) leased assets	-	-
(e) staff costs	(1,094)	(3,671)
(f) administration and corporate costs	(299)	(2,406)
1.3 Dividends received	-	-
1.4 Interest received	5	13
1.5 Interest and other costs of finance paid	-	-
1.6 Income taxes benefit (paid)	-	-
1.7 Government grants and tax incentives	-	-
1.8 Other (provide details if material)	-	-
(a) Net GST/VAT (paid)/refunded (Note 6)	(52)	(586)
1.9 Net cash from / (used in) operating activities	(871)	(5,060)

2 Cash flows from investing activities		
2.1 Payments to acquire:		
(a) entities	-	-
(b) businesses	-	-
(c) property, plant and equipment	-	(6)
(d) investments	-	-
(e) intellectual property	-	-
(f) other non-current assets	-	-

Consolidated statement of cash flows		Current \$A'000	Year to date (12 months) \$A'000
2.2	Proceeds from disposal of:		
	(a) entities	-	-
	(b) businesses	-	-
	(c) property, plant and equipment	-	-
	(d) investments	-	-
	(e) intellectual property	-	-
	(f) other noncurrent assets	-	-
2.3	Cash flows from loans to other entities	-	-
2.4	Dividends received (see note 3)	-	-
2.5	Other (provide details if material)	-	-
2.6	Net cash from / (used in) investing activities	-	(6)

3.	Cash flows from financing activities		
3.1	Proceeds from issues of equity securities (excluding convertible debt securities)	-	7,750
3.2	Proceeds from issue of convertible debt securities	-	-
3.3	Proceeds from exercise of options	-	-
3.4	Transaction costs related to issues of equity securities or convertible debt securities	(30)	(403)
3.5	Proceeds from borrowings	-	-
3.6	Repayment of borrowings	-	-
3.7	Transaction costs related to loans and borrowings	-	-
3.8	Dividends paid	-	-
3.9	Other (provide details if material)	-	-
3.10	Net cash from / (used in) financing activities	(30)	7,347

4.	Net increase/ (decrease) in cash and cash equivalents for the period		
4.1	Cash and cash equivalents at beginning of period	8,416	5,341
4.2	Net cash from / (used in) operating activities (item 1.9 above)	(871)	(5,060)
4.3	Net cash from / (used in) investing activities (item 2.6 above)	-	(6)
4.4	Net cash from / (used in) financing activities (item 3.10 above)	(30)	7,347
4.5	Effect of movement in exchange rates on cash held	8	(99)
4.6	Cash and cash equivalents at end of period	7,523	7,523

Quarterly cash flow report for entities subject to Listing Rule 4.7B

5.	Reconciliation of cash and cash equivalents at the end of the quarter (as shown in the consolidated statement of cash flows) to the related items in the accounts	Current quarter \$A'000	Previous quarter \$A'000
5.1	Bank balances	7,523	8,416
5.2	Call deposits	-	-
5.3	Bank overdrafts	-	-
5.4	Other (provide details)	-	-
5.5	Cash and cash equivalents at end of quarter (should equal 4.6 above)	7,523	8,416

6.	Payments to related parties of the entity and their associates	Current quarter \$A'000
6.1	Aggregate amount of payments to related parties and their associates included in item 1	65
6.2	Aggregate amount of payments to related parties and their associates included in item 2	-
<i>Note: if any amounts are shown in items 6.1 or 6.2, your quarterly activity report must include a description of, and an explanation for, such payments</i>		

7.	Financing facilities <i>Note: the term "facility" includes all forms of financing arrangements available to the entity. Add notes as necessary for an understanding of the sources of finance available to the entity.</i>	Total facility amount at quarter end \$A'000	Amount drawn at quarter end \$A'000
7.1	Loan facilities		
7.2	Credit standby arrangements		
7.3	Other (please specify)		
7.4	Total financing facilities		
7.5	Unused financing facilities available at quarter end		
7.6	Include in the box below a description of each facility above, including the lender, interest rate, maturity date and whether it is secured or unsecured. If any additional financing facilities have been entered into or are proposed to be entered into after quarter end, include a note providing details of those facilities as well.		

Quarterly cash flow report for entities subject to Listing Rule 4.7B

8. Estimated cash available for future operating activities	\$A'000
8.1 Net cash from / (used in) operating activities (Item 1.9)	(871)
8.2 Cash and cash equivalents at quarter end (Item 4.6)	7,523
8.3 Unused finance facilities available at quarter end (Item 7.5)	-
8.4 Total available funding (Item 8.2 + Item 8.3)	7,523
8.5 Estimated quarters of funding available (Item 8.4 divided by Item 8.1)	8.6
<i>Note: if the entity has reported positive net operating cash flows in item 1.9, answer item 8.5 as "N/A". Otherwise, a figure for the estimated quarters of funding available must be included in item 8.5.</i>	
8.6 If Item 8.5 is less than 2 quarters, please provide answers to the following questions:	
8.6.1. Does the entity expect that it will continue to have the current level of net operating cash flows for the time being and, if not, why not?	
<div>N/A</div>	
8.6.2 Has the entity taken any steps, or does it propose to take any steps, to raise further cash to fund its operations and, if so, what are those steps and how likely does it believe that they will be successful?	
<div>N/A</div>	
8.6.3 Does the entity expect to be able to continue its operations and to meet its business objectives and, if so, on what basis?	
<div>N/A</div>	
<i>Note: where item 8.5 is less than 2 quarters, all of questions 8.6.1, 8.6.2 and 8.6.3 above must be answered.</i>	

Compliance statement

1. This statement has been prepared in accordance with accounting standards and policies which comply with Listing Rule 19.11A.
2. This statement does give a true and fair view of the matters disclosed.

Date 20 July 2022

Authorised by: The Kyckr Limited Board of Directors
(Name of body or officer authorising release – see note 4)

Notes

1. *This quarterly cash flow report and the accompanying activity report provide a basis for informing the market about the entity's activities for the past quarter, how they have been financed and the effect this has had on its cash position. An entity that wishes to disclose additional information over and above the minimum required under the Listing Rules is encouraged to do so*
2. *If this quarterly cash flow report has been prepared in accordance with Australian Accounting Standards, the definitions in, and provisions of, AASB 107: Statement of Cash Flows apply to this report. If this quarterly cash flow report has been prepared in accordance with other accounting standards agreed by ASX pursuant to Listing Rule 19.11A, the corresponding equivalent standard applies to this report.*
3. *Dividends received may be classified either as cash flows from operating activities or cash flows from investing activities, depending on the accounting policy of the entity.*
4. *If this report has been authorised for release to the market by your board of directors, you can insert here: "By the board". If it has been authorised for release to the market by a committee of your board of directors, you can insert here: "By the [name of board committee – eg Audit and Risk Committee]". If it has been authorised for release to the market by a disclosure committee, you can insert here: "By the Disclosure Committee".*
5. *If this report has been authorised for release to the market by your board of directors and you wish to hold yourself out as complying with recommendation 4.2 of the ASX Corporate Governance Council's Corporate Governance Principles and Recommendations, the board should have received a declaration from its CEO and CFO that, in their opinion, the financial records of the entity have been properly maintained, that this report complies with the appropriate accounting standards and gives a true and fair view of the cash flows of the entity, and that their opinion has been formed on the basis of a sound system of risk management and internal control which is operating effectively.*
6. *The year to date amount includes a \$533,958 increase due to the reclassification of GST/valued added tax in Q1FY22: \$149,234, Q2FY22: \$318,220 and Q3FY22: \$66,504. There was no impact on net cash used in operating activities in those quarters.*